

Date: 30-10-2024

To
BSE Limited,
Phiroze Jeejeebhoy Towers,
Dalal Street, MUMBAI – 400 001.

Dear Sir / Madam,

Sub: Outcome of Board Meeting held on 30-10-2024

Unit: Hindustan Bio Sciences Limited (Scrip Code: 532041)

With reference to the subject cited, this is to inform the exchange that at the Board Meeting of Hindustan Bio Sciences Limited held on Wednesday, the 30th day of October, 2024 at 02.00 p.m. at the registered office of the company at Plot No.31, Sagar Society, Road No.2, Banjara Hills, Hyderabad-500034, Telangana, the following were considered and approved:

- 1.Un-audited financial results of the company for the quarter and half year ended 30th September, 2024
- 2.Limited Review Report for the quarter and half year ended 30th September, 2024 (enclosed as annexure)

The meeting concluded at


5:00 PM

Thanking you

Yours faithfully,
For Hindustan Bio Sciences Limited



VENKATA RAMA MOHAN RAJU JAMPANA
Managing Director
(DIN: 00060800)



HINDUSTAN BIOSCIENCES LTD.

#31, Sagar Society, Road No. 2,
Banjara Hills, Hyderabad - 500 034, INDIA.

+91 40 23555161 / 23555181
pharma.hindustanbio@gmail.com
www.hindustan.bio
CIN : L26942TG1991PLC013564

STATEMENT OF UN AUDITED RESULTS FOR THE QUARTER AND HALF YEAR ENDED 30TH SEPTEMBER,2024

(Rs. In lakhs)

Sl. No.	Particulars	Quarter ended			Half year ended		Year ended
		30.09.2024 (Unaudited)	30.06.2024 (Unaudited)	30.09.2023 (Unaudited)	30.09.2024 (unaudited)	30.09.2023 (unaudited)	31.03.2024 (Audited)
1	Income from Operations	-	41.11	31.74	41.11	31.74	102.88
	(a) Revenue from operations	-	41.11	31.74	41.11	31.74	102.88
	(b) Other Income	-	1.43	0.99	1.43	0.99	2.40
	Total Revenue (1)	-	42.54	32.73	42.54	32.73	105.28
2	Expenses	-	-	-	-	-	-
	(a) cost of material consumed	-	-	-	-	-	-
	(b) Purchases of Stock -in-trade	-	25.71	20.47	25.71	20.47	64.25
	(c) Changes in Inventories of finished goods,Stock - in-Trade and Work-In-Progress	-	-	-	-	-	-
	(d) Employee Benefit Expenses	3.01	3.01	3.81	6.47	8.87	14.56
	(e) Finance Costs	0.05	0.03	0.07	0.08	0.18	0.37
	(f) Selling Expenses	0.34	0.09	-	0.43	-	1.32
	(g) Depreciation and amortisation-Expenses	0.03	0.03	0.13	0.06	0.26	0.68
	(h) Other Expenses	1.59	5.49	1.82	6.63	8.55	18.76
	Total Expenses(2)	5.02	34.36	26.10	39.38	38.33	99.94
3	Profit/(Loss) before Exceptional& Extraordinary items and tax (1 -2)	(5.02)	8.18	6.63	3.16	(5.60)	5.34
4	Exceptional items	-	-	-	-	-	-
5	Profit/(Loss) before tax(3 -4)	(5.02)	8.18	6.63	3.16	(5.60)	5.34
6	Tax Expenses	-	-	-	-	-	-
	(a) Current Tax	-	-	-	-	-	-
	(b) previous Taxes	-	-	-	-	-	-
	(b) Deferred Tax	-	-	-	-	-	0.43
7	Profit /(Loss) for the period from continuing operations(5-6)	(5.02)	8.18	6.63	3.16	(5.60)	5.77
8	Profit /(Loss) from discontinued operations	-	-	-	-	-	-
9	Tax Expense of discontinued operations	-	-	-	-	-	-
10	Profit /Loss from Discontinued operations after tax(8-9)	-	-	-	-	-	-
11	Profit/(Loss) for the period(7+10)	(5.02)	8.18	6.63	3.16	(5.60)	5.77
12	Other Comprehensive Income	-	-	-	-	-	-
	A (1) Items that will not be reclassified to profit or loss	-	-	-	-	-	-
	(2) Income tax relating to items that will not be reclassified to profit or loss	-	-	-	-	-	-
	B (1) Items that will be reclassified to profit or loss	-	-	-	-	-	-
	(2) Income tax relating to items that will be reclassified to profit or loss	-	-	-	-	-	-
13	Total Comprehensive Income for the period (11+12) (comprising Profit (Loss) and other comprehensive income for the period	(5.02)	8.18	6.63	3.16	(5.60)	5.77
14	Paid up Equity Capital(Face value of Rs. 2/- each)	205.02	205.02	205.02	205.02	205.02	205.02
15	Reserves excluding Revaluation Reserves as per balance sheet of previous accounting year	-	-	-	-	-	(124.60)
16	Earnings per equity share for continuing operations	-	-	-	-	-	-
	(A) Basic	(0.05)	0.08	0.06	0.03	(0.05)	0.06
	(B) Diluted	(0.05)	0.08	0.06	0.03	(0.05)	0.06
17	Earnings per equity share for discontinuing operations	-	-	-	-	-	-
	(A) Basic	-	-	-	-	-	-
	(B) Diluted	-	-	-	-	-	-
18	Earnings per equity share(for discontinuing & continuing operations	-	-	-	-	-	-
	(A) Basic	(0.05)	0.08	0.06	0.03	(0.05)	0.06
	(B) Diluted	(0.05)	0.08	0.06	0.03	(0.05)	0.06



HINDUSTAN BIO SCIENCES LIMITED

CIN: L26942TG1991PLC013564

**Cash Flow Statement for the quarter and half year ended 30th September,2024
(Rs. In Lakhs)**


Particulars	30-09-2024	31-03-2024 Rs.
A CASH FLOW FROM OPERATING ACTIVITIES		
Net Profit/(Loss) Before Tax	3.16	5.33
Adjustments for:		
Provision for Debtors	-	-
Depreciation	0.06	0.68
Operating Profit before Working Capital Changes	3.22	6.02
Movements in Working Capital		
Increase/(Decrease) in Trade Payables	0.10	(6.33)
Decrease/(Increase) in Provisions	(0.59)	(0.75)
Increase/(Decrease) in Borrowings	-	(133.35)
Increase/(Decrease) in Trade Receivables	38.91	1.15
Increase/(Decrease) in Inventories	-	-
Decrease/(Increase) in Other financial assets	-	-
Decrease/(Increase) in Other current assets	(4.09)	(7.63)
Cash generated from operations	37.55	(140.90)
Less: Income Tax Refund/paid	-	-
Net Cash flow from Operating activities	37.55	(140.90)
B CASH FLOW FROM INVESTING ACTIVITIES		
Purchase of Fixed Assets	-	-
Net Cash used in Investing activities	-	-
C CASH FLOW FROM FINANCING ACTIVITIES		
Proceeds from/ Repaid Long term Borrowings	(23.12)	143.44
Interest paid	-	-
Net Cash used in financing activities	(23.12)	143.44
Net increase in cash & Cash Equivalents	14.43	2.55
Cash and Cash equivalents at the beginning of the year	3.50	0.95
Cash and Cash equivalents at the end of the year	17.93	3.50


The above Cash Flow statement has been prepared using the Indirect Method as set out in Accounting Standard 3 on Cash Flow Statement.

Place: Hyderabad

Date : 30.10.2024

for Hindustan Bio Sciences Limited


J.V.R.Mohan Raju
Managing Director



HINDUSTAN BIO SCIENCES LIMITED
Plot No.31, Sagar Society, Road No.2, Banjara Hills, Hyderabad 500 034
Phone No. 23555161, Fax 40205171
STATEMENT OF ASSETS AND LIABILITIES

		Rs. In lakhs	
		As at	
		30.09.2024	31.03.2024
ASSETS			
1	Non Current Assets		
	(a) Fixed Assets		
	Tangible Assets	2.66	2.73
	(b) Deferred Tax Asset	0.73	0.73
	(c) Other Financial Assets	238.97	238.97
	Total Non Current Assets	239.70	239.70
2	Current Assets		
	(a) Stock in Trade	0	0
	(b) Trade Receivables	5.30	44.21
	(c) Cash and Cash Equivalents	17.93	3.50
	(d) Other Current Assets	51.38	47.29
	Total Current Assets	74.61	95.00
	TOTAL ASSETS	316.98	337.43
EQUITY AND LIABILITIES			
1	Share Holder's Funds		
	(a) Share Capital	205.02	205.02
	(b) Reserves and Surplus	(121.44)	(124.60)
	Total of Share Holders Funds	83.58	80.42
2	Non Current Liabilities		
	(a) Borrowings	232.52	255.63
	Total Non Current Liabilities	232.52	255.63
3	Current Liabilities		
	(a) Borrowings	0	0
	(b) Trade Payables		
	i. Total Outstanding dues of Micro Enterprises & Small Enterprises	0	0
	ii Total Outstanding dues of Creditors other than Micro Enterprises and small enterprises	0	0
	Other Current Liabilities	0.26	0.16
	Short Term Provisions	0.62	1.22
	Sub Total -Current Liabilities	0.88	1.38
	TOTAL EQUITY AND LAIBILITIES	316.98	337.43


Notes:

- 1 The Un Audited Financial Results were taken on record by the Board of Directors in their meeting held on 30.10.2024
- 2 Previous Year figures have been regrouped wherever necessary.

Place: Hyderabad
Date : 30.10.2024

for Hindustan Bio Sciences Limited

J.V.R.Mohan Raju
Managing Director





INDEPENDENT AUDITOR'S REVIEW REPORT ON REVIEW OF INTERIM STANDALONE
FINANCIAL RESULTS

TO THE BOARD OF DIRECTORS OF
M/S HINDUSTAN BIO SCIENCES LIMITED

We have reviewed the accompanying statement of unaudited financial results of M/S. **HINDUSTAN BIOSCIENCES LIMITED** (the "Company"), for the quarter and period ended September 30, 2024, being prepared by the company pursuant to the requirements of Regulation 33 of the SEBI (Listing obligations and Disclosure Requirements) Regulations, 2015 as amended.

The preparation of this statement in accordance with the recognition and measurement principles laid down in Indian Accounting Standard 34, Interim Financial Reporting ('IND AS 34'), prescribed under section 133 of the companies act, 2013 read with relevant rules issued thereunder and other accounting principles generally accepted in India is the responsibility of the company's management and has been approved by the Board of Directors of the company. Our responsibility is to express a conclusion on the Statement based on our review.

We conducted our review of the Statement in accordance with the Standard on Review Engagements (SRE) 2410 "Review of Interim Financial Information performed by the Independent Auditor of the Entity" issued by the Institute of Chartered Accountants of India. This standard requires that we plan and perform the review to obtain moderate assurance as to whether the financial statements are free of material misstatement. A review is limited primarily to inquiries of company personnel and an analytical procedure applied to financial data and thus provides less assurance than an audit, we have not performed an audit and accordingly, we do not express an audit opinion.

Based on our review conducted as above, nothing has come to our attention that causes us to believe that the accompanying statement of unaudited financial results prepared in accordance with applicable accounting standards and other recognized accounting practices and policies has not disclosed the information required to be disclosed in terms of Regulation 33 of the SEBI (Listing obligations and Disclosure Requirements) Regulations, 2015 including the manner in which it is to be disclosed, or that it contains any material misstatement.

For VASG & ASSOCIATES

Chartered Accountants

FRN: 006070S

(A. Viswanatha Rao)

Partner

M.No: 029597

UDIN: 24029597BKBKWU9749

Date: 30/10/2024