

# मॉयल लिमिटेड

(भारत सरकार का उपक्रम)

मॉयल भवन, 1ए काटोल रोड, नागपुर - 440 013

☎ : 0712-2806100, 2806182/216

ई मेल : [compliance@moil.nic.in](mailto:compliance@moil.nic.in)

वेबसाईट: [www.moil.nic.in](http://www.moil.nic.in) टेलीफेक्स: 0712-2591661

सी.आय.एन नं.: L99999MH1962GOI012398



# MOIL LIMITED

(A Government of India Enterprise)

MOIL Bhavan, 1A, Katol Road, Nagpur - 440 013

☎ : 0712-2806100, 2806182/216

E-Mail : [compliance@moil.nic.in](mailto:compliance@moil.nic.in)

Website: [www.moil.nic.in](http://www.moil.nic.in) Telefax: 0712-2591661

CIN No: L99999MH1962GOI012398

CS/NSE-BSE/2024-25/140

Date: 23.08.2024

To,  
The GM (Listing),  
National Stock Exchange of India Ltd,  
Exchange Plaza, Plot No.C-1, G Block,  
Bandra Kurla Complex, Bandra (East),  
Mumbai – 400053

To,  
Listing Department  
BSE Limited  
Phiroze Jeejeebhoy Towers  
Dalal Street  
Mumbai- 400001

## Sub: Investors' and Analysts' Meet - Presentation

Dear Sir/Madam,

Please refer our letter no. CS/NSE-BSE/2024-25/123 dated 06<sup>th</sup> August,2024 and CS/NSE-BSE/2024-25/127 dated 13<sup>th</sup> August, 2024 intimating the schedule of “Investors' and Analysts' Meet”. In this regard, please find enclosed copy of the presentation (**Annexure-I**) is being made in the Investors' and Analysts' Meet - today.

This is for your kind information and record please.

Thanking you,

Yours faithfully/ भवदीय

For MOIL Limited/ कृते मॉयल लिमिटेड

Neeraj Dutt Pandey/

(नीरज दत्त पाण्डेय)

(Company Secretary & Compliance Officer)/

(कम्पनी सचिव सह अनुपालन अधिकारी)



# INVESTORS' AND ANALYSTS' MEET AUGUST 2024

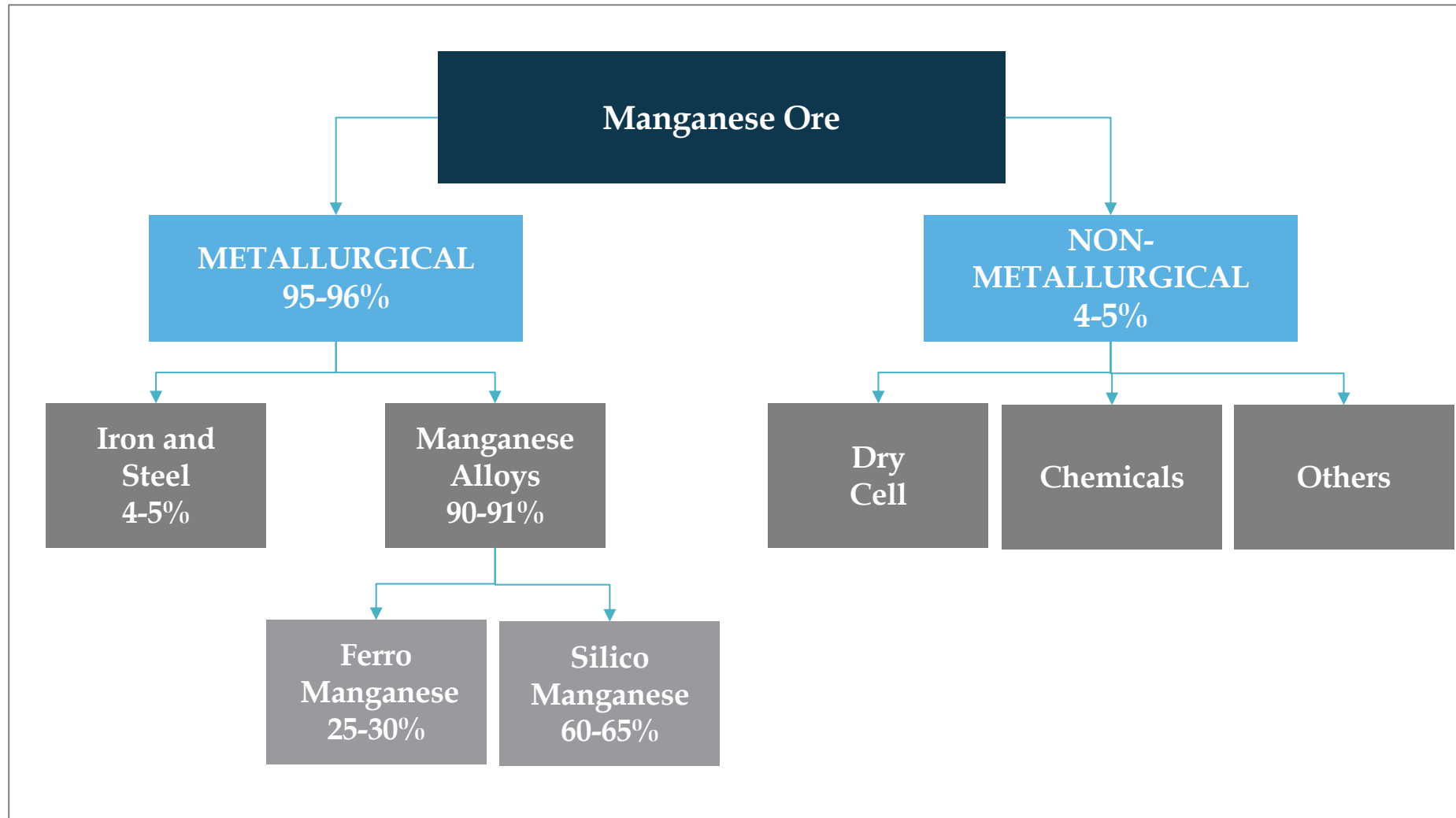
# Disclaimer

- This presentation is prepared by MOIL Limited (the “Company”) for general information purposes only, without regard to specific objectives, suitability, financial situations and needs of any particular person and does not constitute any recommendation or form part of any offer or invitation or inducement to sell or issue, or any solicitation of any offer to purchase or subscribe for, any securities of the Company, nor shall it or any part of it or the fact of its distribution or offer form the basis of, or be relied on in connection with, any contract or commitment therefor. This presentation does not solicit any action based on the material contained herein. Nothing in this presentation is intended by the Company to be construed as investment, legal, accounting or tax advice.
- The information and opinions contained herein are provided as of date of this presentation and are subject to change without further notice. This presentation has been prepared by the Company based upon the company’s data and/or information available in the public domain. This presentation has not been approved and will not be reviewed or approved by any statutory or regulatory authority in any jurisdiction including India or by any stock exchange in India.
- This presentation is not intended to be relied upon as advice to investors or potential investors and does not take into account the investment objectives, financial situation or needs of any investor. The information contained herein does not purport to be all-inclusive or to contain all of the information, a prospective or existing investor may desire. All investors should conduct their own investigation and analysis of the Company and consider such factors as deemed appropriate while making an investment decision
- This presentation may contain certain forward-looking statements relating to the business, financial performance, strategy and results of the Company and/or the industry in which it operates. Forward-looking statements are statements concerning future circumstances and results, and any other statements that are not historical facts, sometimes identified by the words "believes", "expects", "predicts", "intends", "projects", "plans", "estimates", "aims", "fore- sees", "anticipates", "targets", and similar expressions. The forward-looking statements, including those cited from third party sources, contained in this presentation are based on certain assumptions and are uncertain and subject to risks. A multitude of factors including, but not limited to, changes in global and domestic manganese ore prices, changes in demand, competition and technology, can cause actual events, performance or results to differ significantly from any anticipated development. Neither the Company nor its affiliates or advisors or representatives or any such person's officers or employees guarantees that the assumptions underlying such forward-looking statements are free from errors nor does either accept any responsibility for the future accuracy of the forward-looking statements contained in this presentation or the actual occurrence of the forecasted developments.
- Forward-looking statements speak only as of the date of this presentation. As a result, the Company expressly disclaims any obligation or undertaking to release any update or revisions to any forward-looking statements in this presentation as a result of any change in expectations or any change in events, conditions, assumptions or circumstances on which these forward-looking statements are based. In addition, this presentation also contains statements including information about the Company’s reserves that are based on the Company’s internal estimates and have not been independently verified by any third party or expert. Many of the factors, assumptions and variables involved in making such estimates may be beyond the control of the Company and may prove to be incorrect over time since they involve factoring multiple uncertainties.

# About MOIL

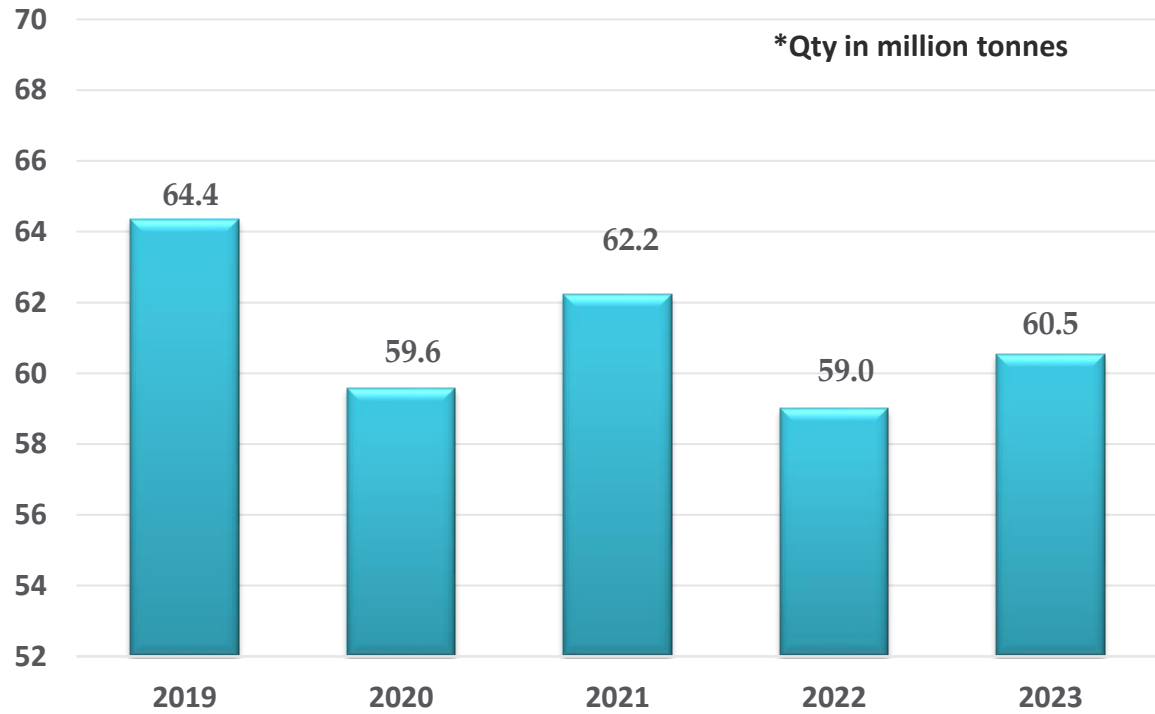
- The largest Manganese Ore Producer of India
- First CPSE to set up Wind Mills
- The only producer of Electrolytic Manganese Dioxide

# Manganese Ore, a key ingredient in steel making

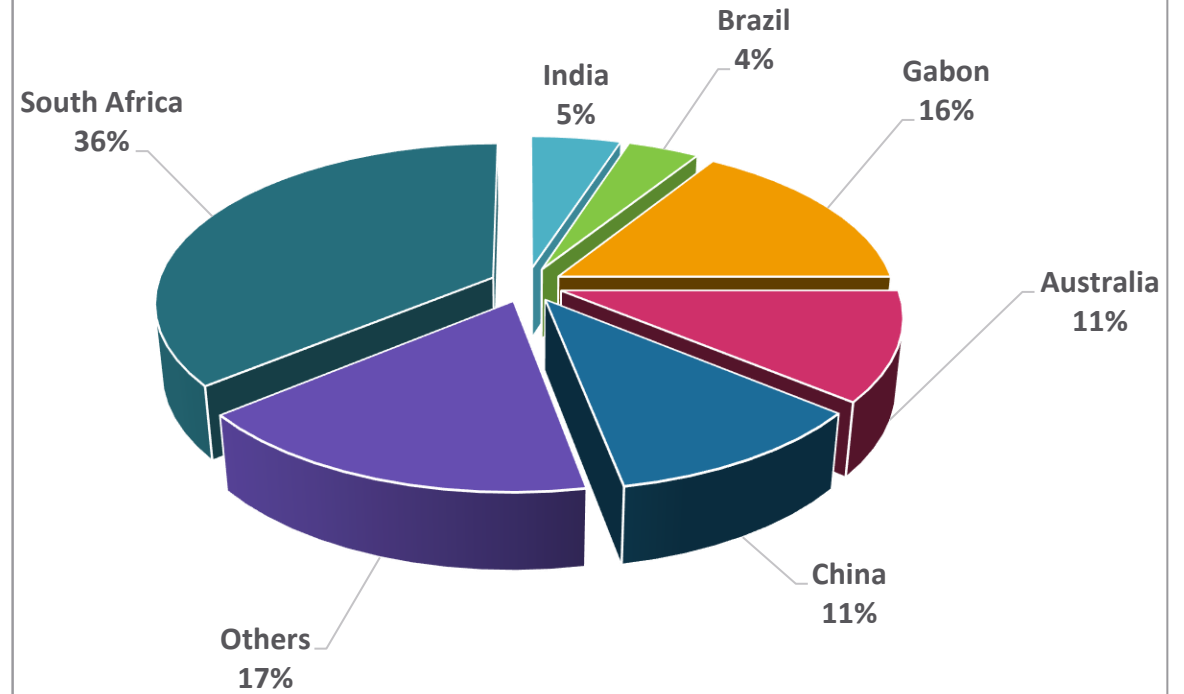


# Global Manganese Ore Market

## World Manganese Ore Production



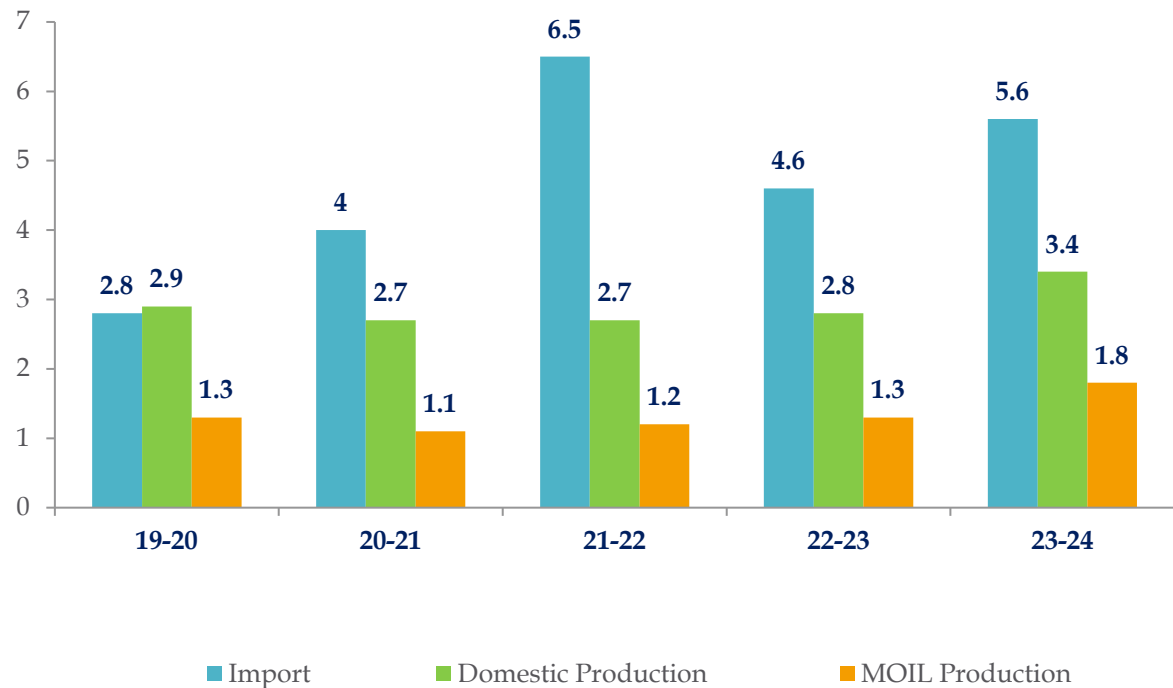
## Country-wise Ore Production 2023



(Source: IMnI)

# Indian Manganese Ore Market

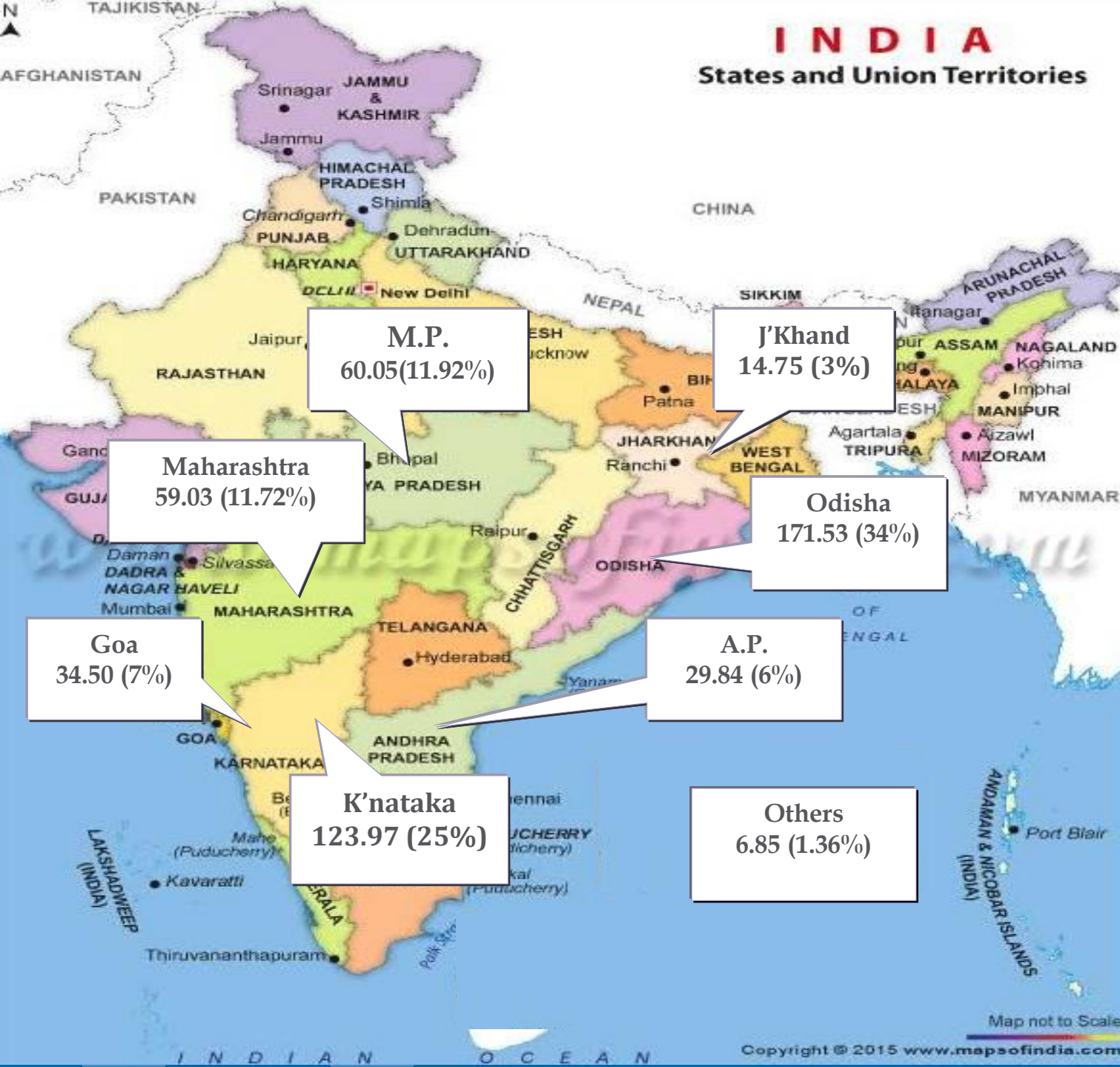
## Manganese Ore Production and Imports in India



Year	%age share of MOIL wrt India's Prod.	%age share of MOIL wrt availability
2019-20	45	22
2020-21	41	17
2021-22	45	13
2022-23	46	18
<b>2023-24</b>	<b>52</b>	<b>20</b>

Figures have been rounded off





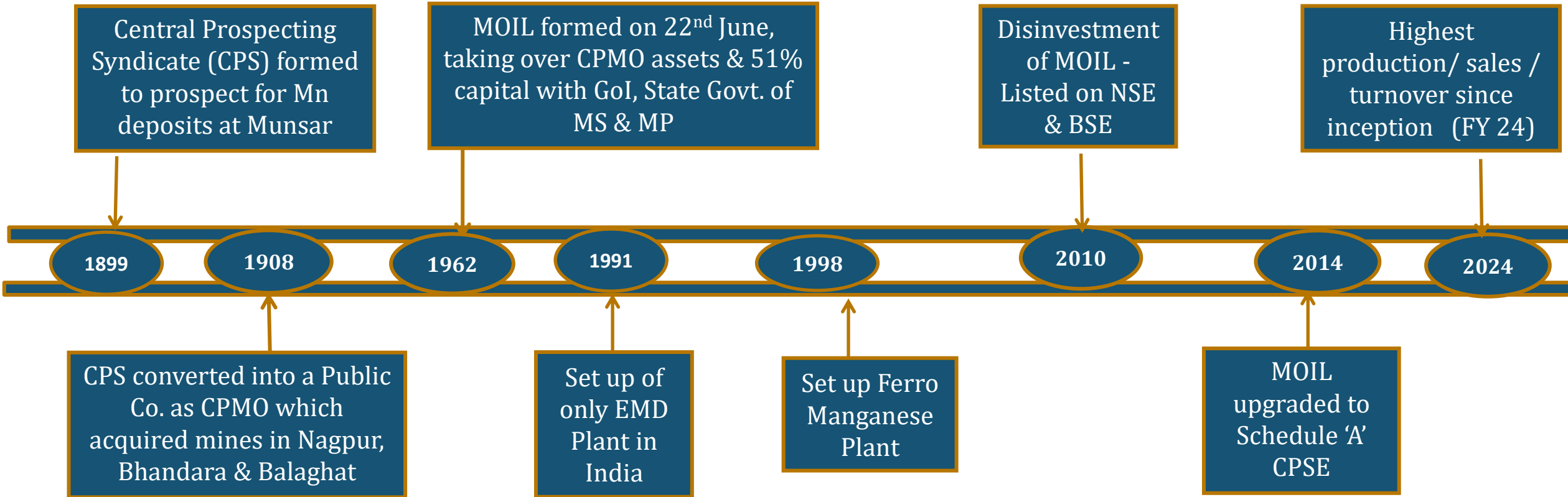
## MANGANESE ORE RESERVES IN INDIA million MT

	MOIL *	INDIA **
Reserves	46.00	75.04
Resources	61.76	428.58
<b>TOTAL</b>	<b>107.76</b>	<b>503.62</b>

\* MOIL as on 01.04.2024  
\*\* India as on 01.04.2020

Source: IBM / MOIL

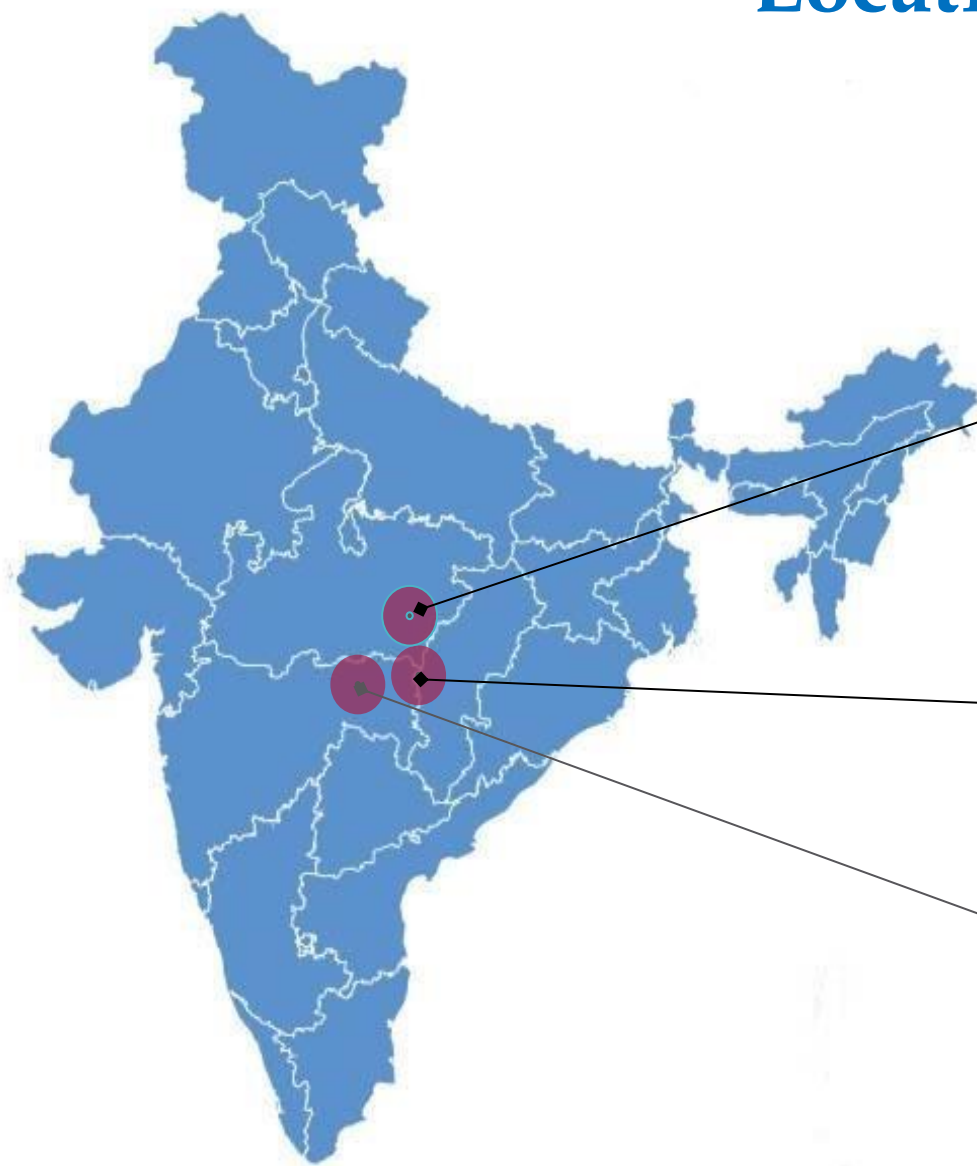
# A Brief History



# Details about MOIL

- 10 manganese mines in Madhya Pradesh and Maharashtra
- Ferro Manganese plant at Balaghat (12000 MTPA capacity)
- Electrolytic Manganese Dioxide Plant at Dongri Buzurg Mine (1500 MTPA capacity)
- Wind mills - 20 MW, Solar plants - 10.5 MW
- More than 56% energy consumption through renewable energy

# Location of Mines



**Madhya Pradesh**  
Balaghat District  
 Balaghat  
 Sitapatore  
 Tirodi  
 Ukwa

**Maharashtra**  
Bhandara District  
 Chikla  
 Dongri-Buzurg  
Nagpur District  
 Beldongri  
 Gumgaon  
 Kandri  
 Munsar

Road distance from Nagpur  
in Kms.

Balaghat Distrct  
 (Madhya Pradesh)

Balaghat	217
Ukwa	254
Tirodi	146
Sitapatore	156

Bhandara District  
 (Maharashtra)

Chikla	116
Dongri	122

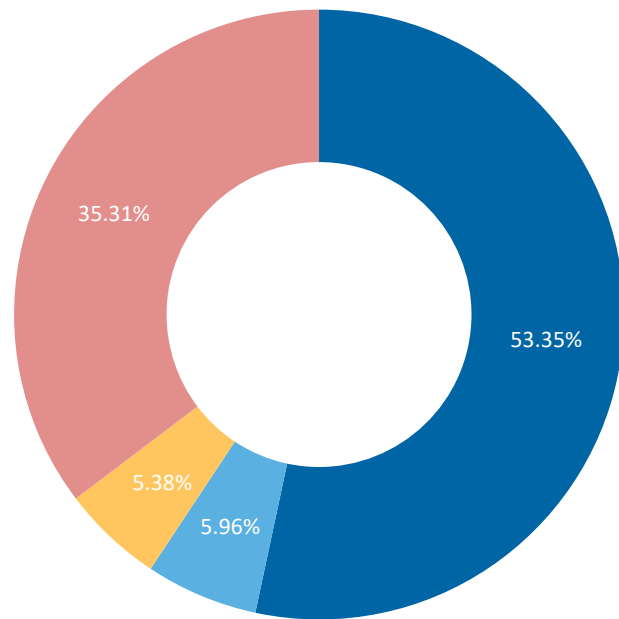
Nagpur District  
 (Maharashtra)

Beldongri	40
Gumgaon	35
Kandri	42
Munsar	45

# Capital Structure - MOIL

Authorized capital  
₹ 300.00 Cr

Paid-up capital  
₹ 203.48 Cr



Name of share holders	Amount ₹ crores	% Holding
Govt. of India	108.55	53.35%
Govt. of Maharashtra	12.13	5.96%
Govt. of Madhya Pradesh	10.94	5.38%
Public / Institutions	71.86	35.31%
<b>Total</b>	<b>203.48</b>	<b>100.00%</b>

# Board of Directors

**Shri A.K. Saxena**  
Chairman-cum-Managing Director

Experience in Steel Sector with wide experience in technical, operational and project management areas.

**Shri Rakesh Tumane**  
Director (Finance)

Experience in diverse field of Financial Management, Corporate Accounts, Financial Strategy, Budgeting, Cost Management, IT strategy.

**Smt. Usha Singh**  
Director (Human Resource)

Experience in diverse fields of Human resources functions, Business Development and Corporate Planning functions, CSR.

**Shri MM Abdulla**  
Director (Production & Planning)

Experience in underground & opencast mining such as mine planning, development, mineral extraction, Ore beneficiation, quality control, safety management.

**Smt. Rashmi Singh**  
Director (Commercial)

Experience in formulation of marketing / pricing policies, business forecast, market research, e-sales, business plan.

# Board of Directors

**Shri V.K. Tripathi**  
**Govt. of India Nominee Director**

Indian Railway Service of Engineers (1997), having vast experience in administration, Management, engineering, policy making, Technology advancement.

**CA Dinesh Kumar Gupta**  
**Independent Director**

Experience in Business Strategy, Financial Management, Corporate Accounts, Budgeting, Cost Management.

**Shri Prashant Vashishtha**  
**Independent Director**

Experience in Auto, Finance, Sales and Marketing, Social activities and various operational areas.

**Dr. Archana Majumdar**  
**Independent Director**

Experience in Public Administration, Health, Research & Management.

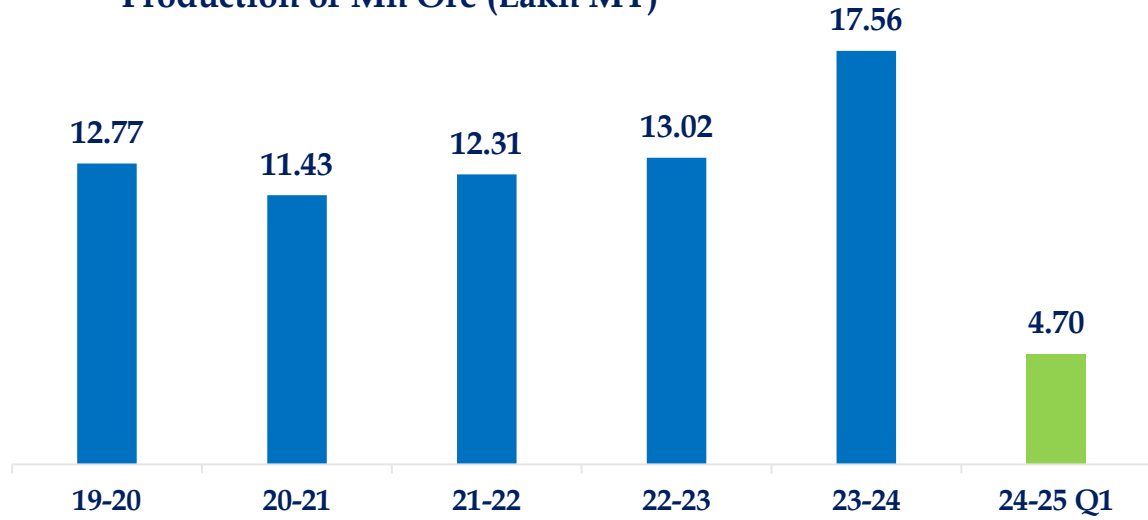
# PERFORMANCE



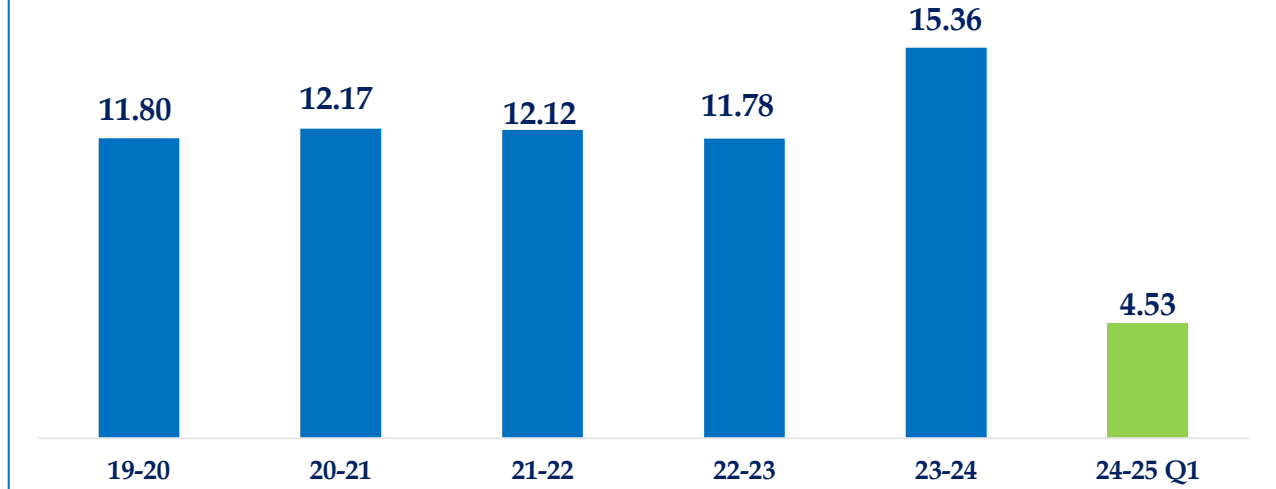


# Physical performance

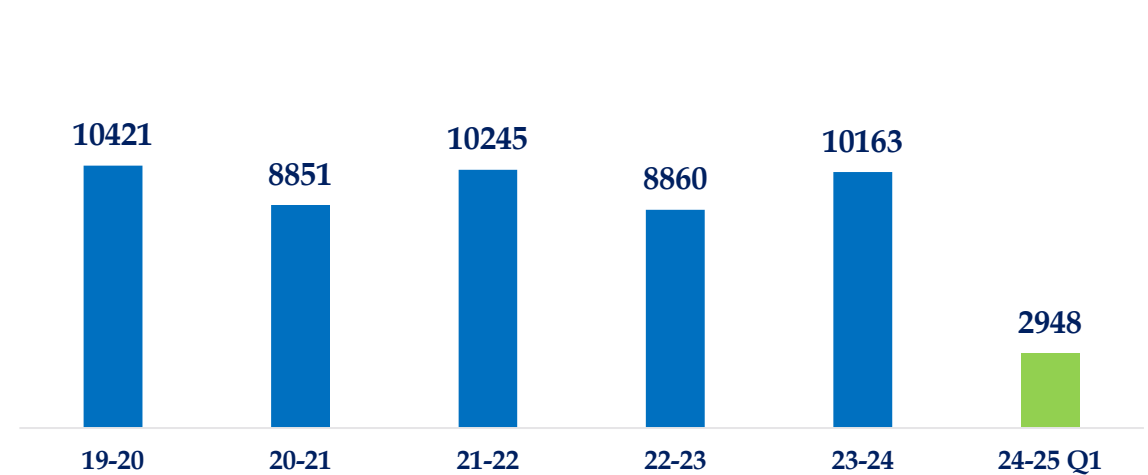
### Production of Mn Ore (Lakh MT)



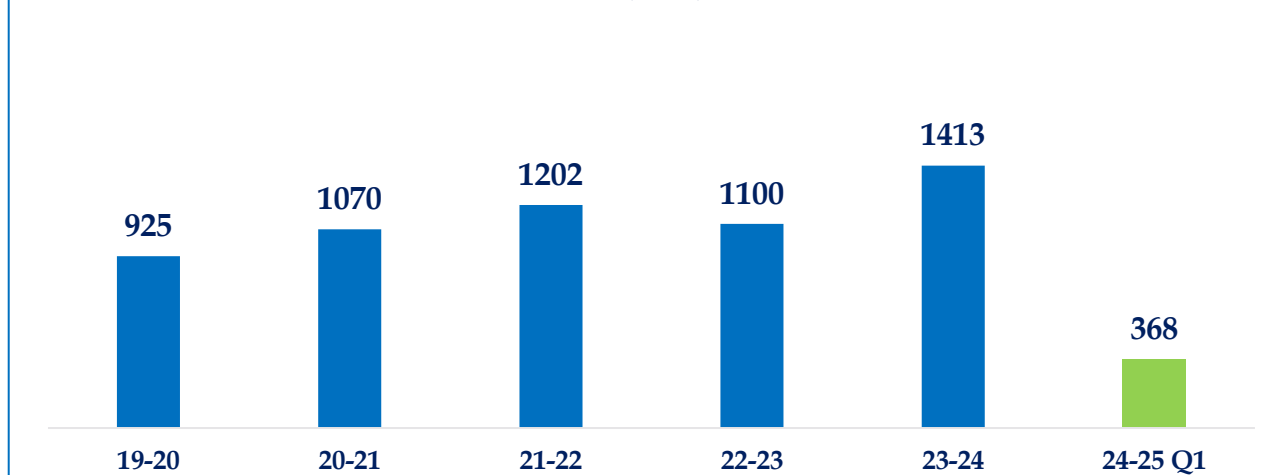
### Sales of Mn Ore (Lakh MT)



### Production of FeMn (MT)



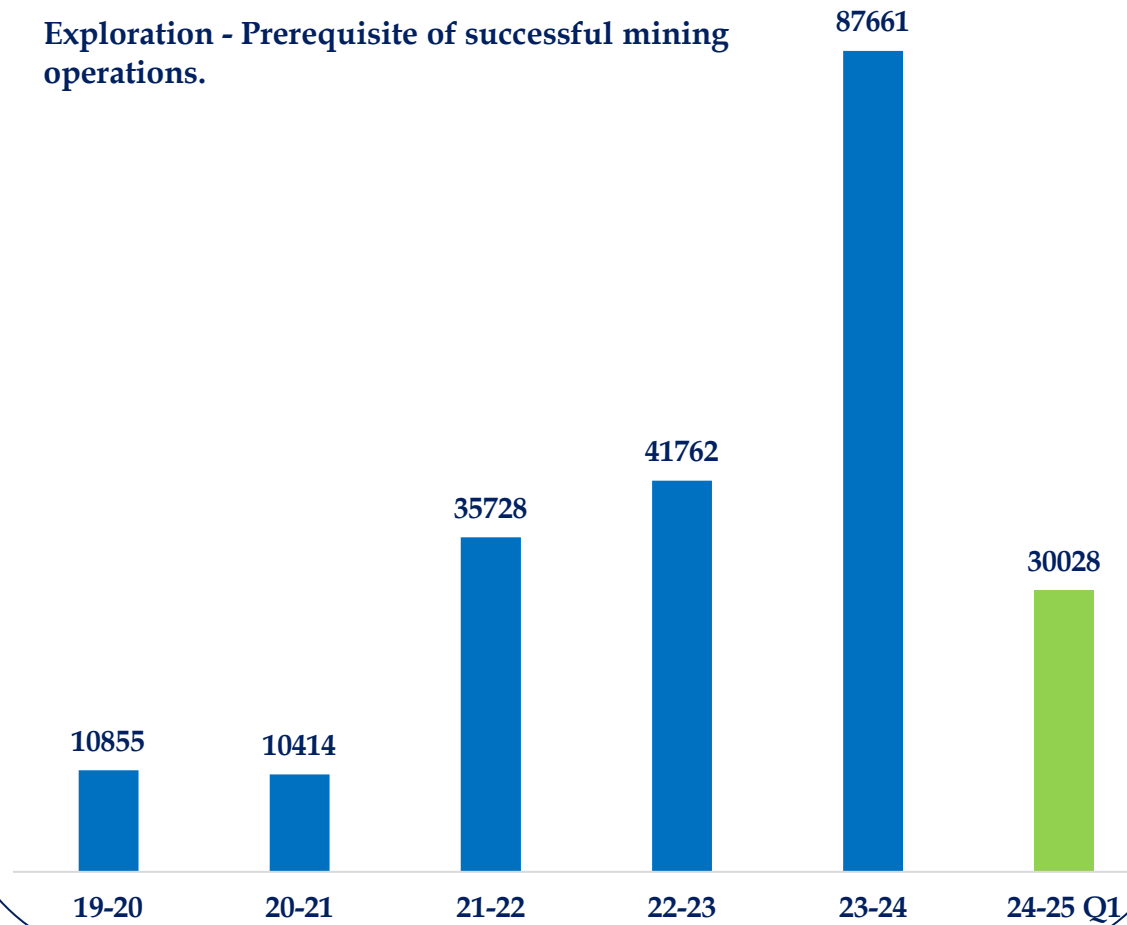
### Production of EMD (MT)



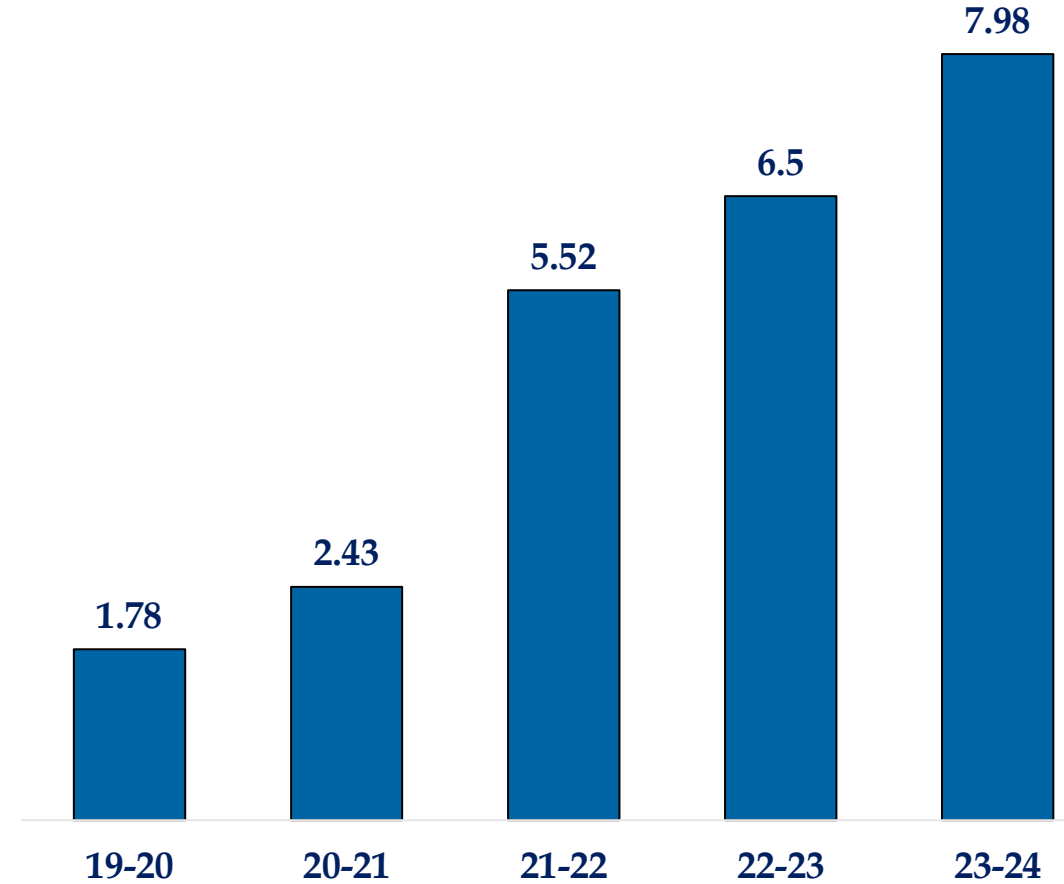
# Exploration & Reserves

## Exploration (Meter)

Exploration - Prerequisite of successful mining operations.



## Resources Added ( in Million Tonnes)



# Key Performance Highlights

**F.Y. 2023-24**

## **Best ever**

- **Production, Mn ore at 17.56 lakh tonnes, growth of 35% y-o-y**
- **Sales, 15.36 lakh tonnes, growth of 30% y-o-y**
- **Turnover, Rs. 1449.42 crore, growth of 8% y-o-y**
- **Exploration core drilling, 87,661 meters, growth of more than 100% y-o-y**

# Key Performance Highlights

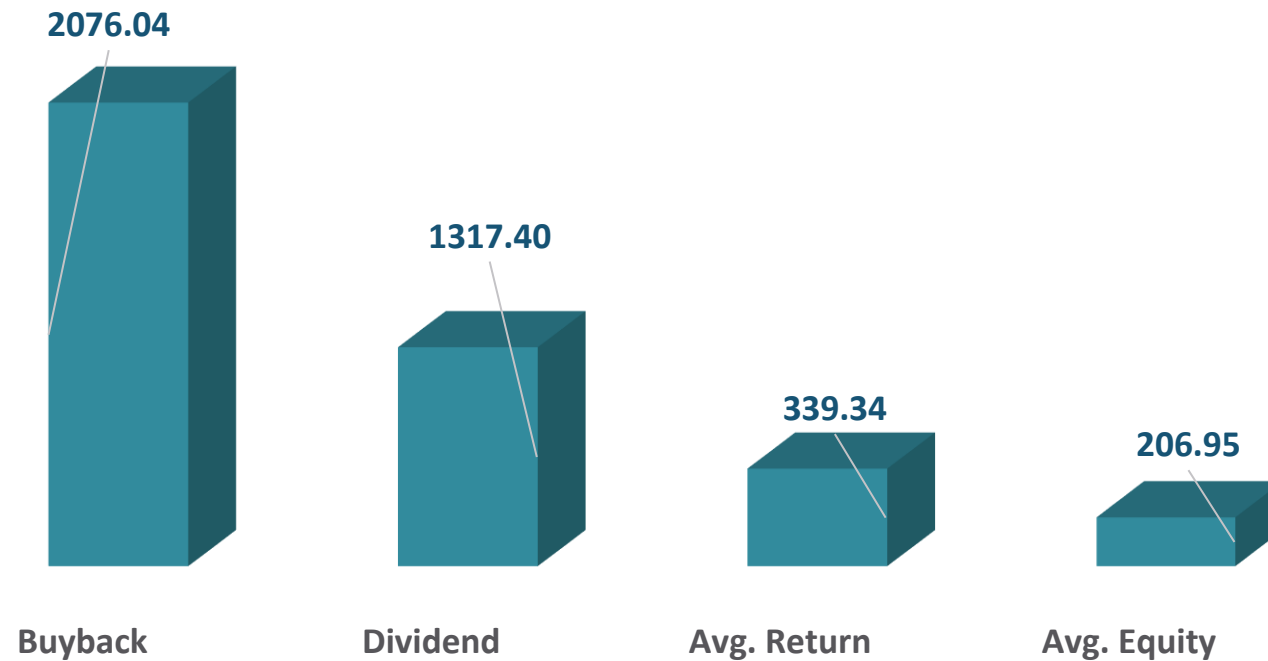
**F.Y. 2024-25-Q1**

**Best ever**

- **Revenue from operations, Rs. 492.84 crore, 30% higher y-o-y**
- **Sales, 4.53 lakh MT, 15% higher y-o-y**
- **Exploratory core drilling, 30028 meters, almost 1.5 times y-o-y**

## Return on Equity During 10 Years

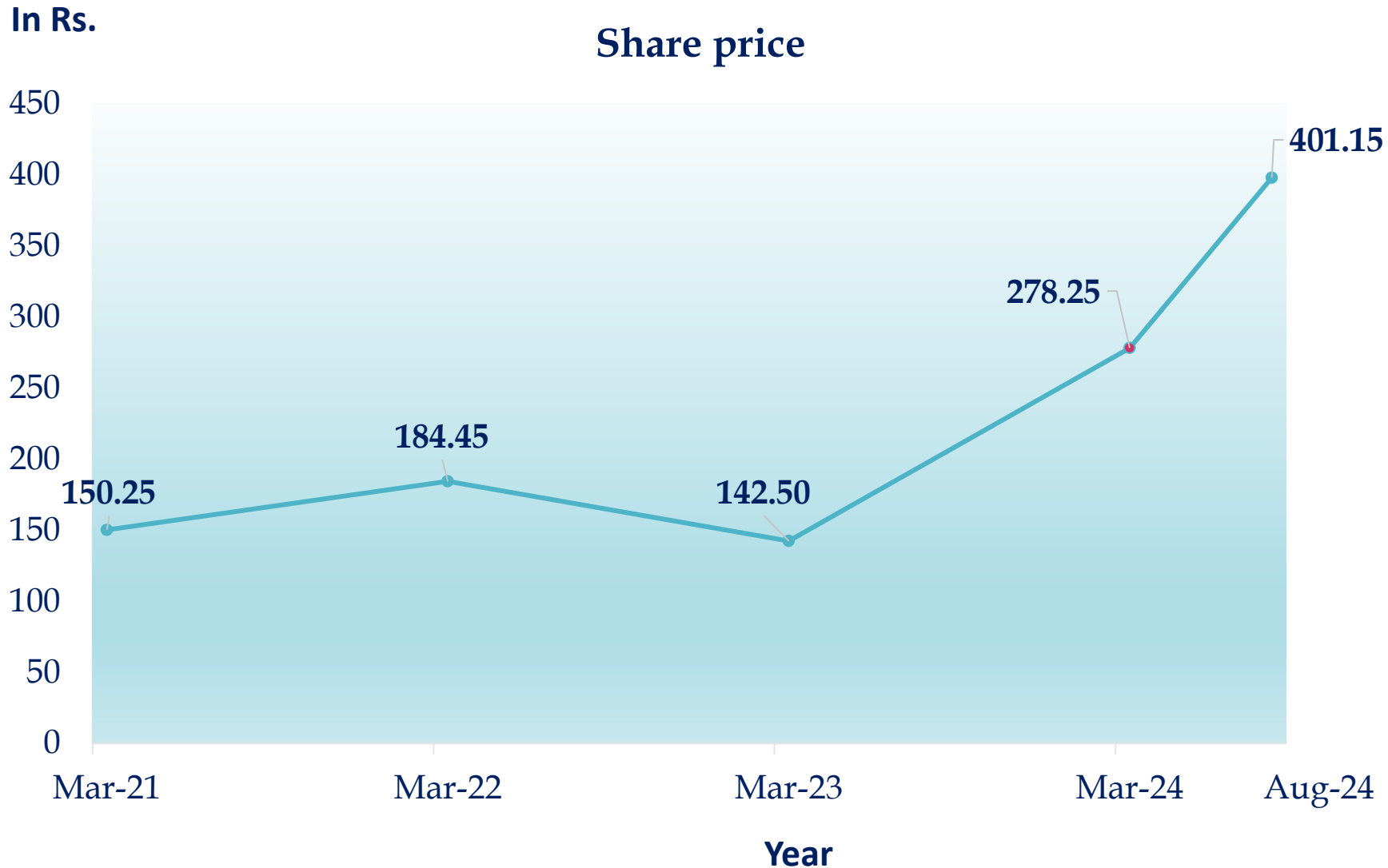
2014-15 to 2023-24



(Rs. in crore)

Average annual return of Rs. 339.34 crores on average equity of Rs. 206.95 crores which amounts to average annual return of ~164%.

# Enhancement of Shareholders' Wealth



Return of ~ 267%.

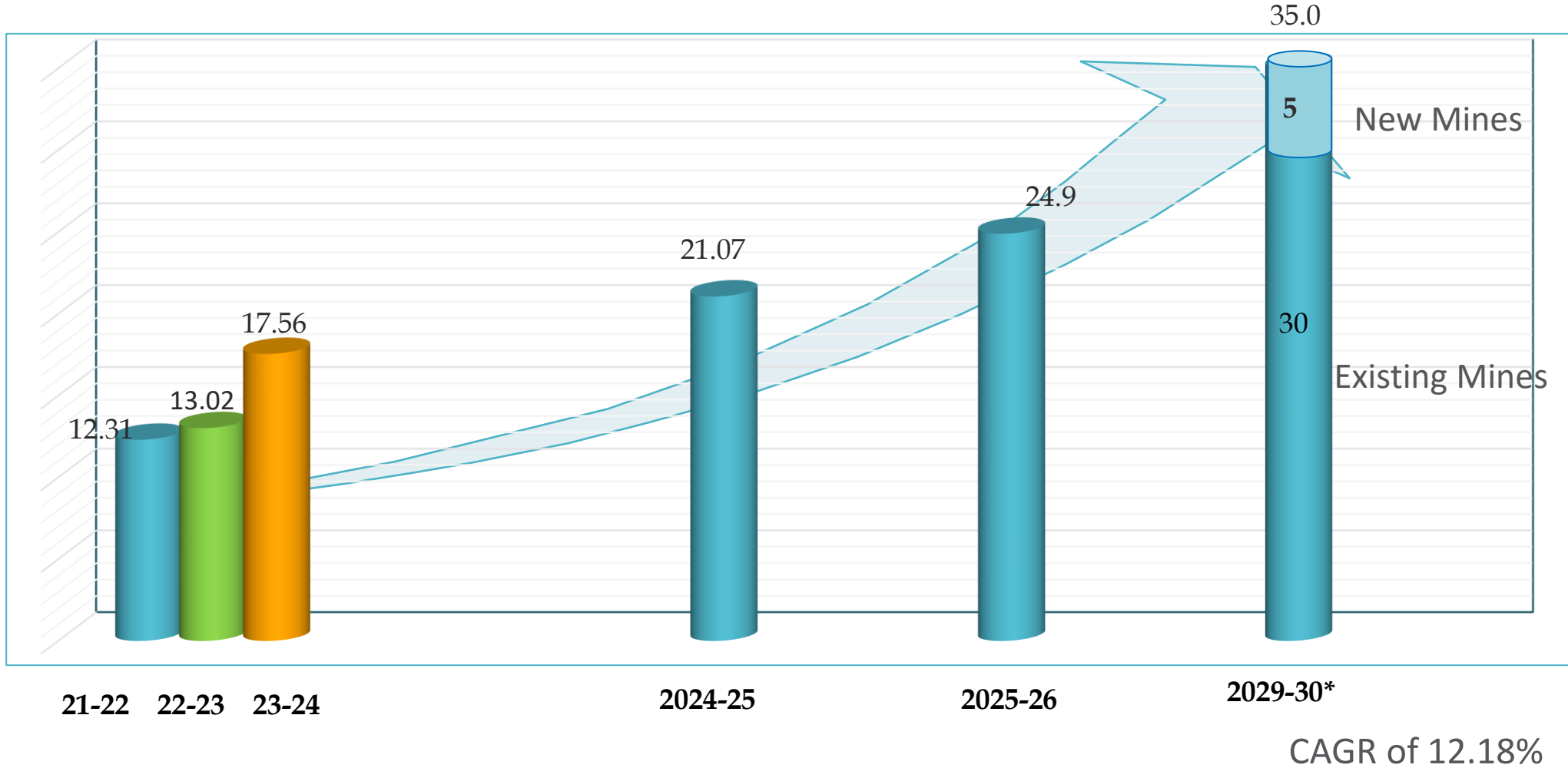
# *MOIL @ 2030*

# Future Outlook.....

- ❖ National Steel Policy, 2017 - India's Steel Production - 300 million MT by 2030
- ❖ 11 million MT of Mn ore required to produce 300 million MT of Steel
- ❖ MOIL to produce 3.5 million MT of Mn Ore by 2030
- ❖ Increasing MOIL's market share from 20% to 32% by 2030



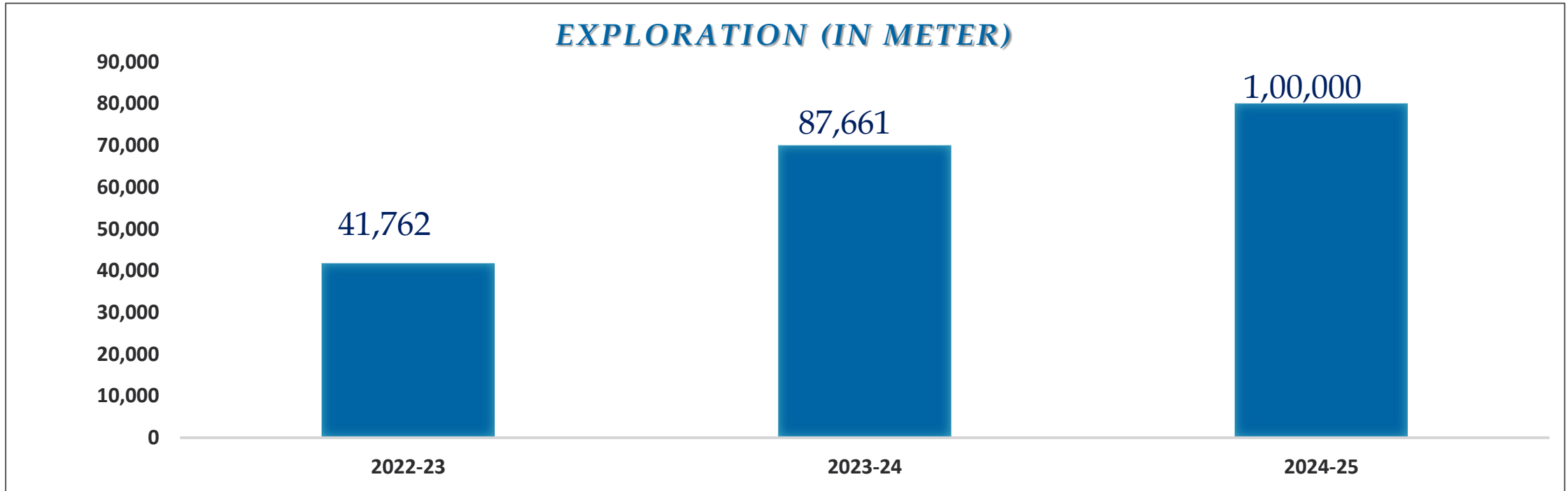
# Production target up to 2029-30 (in Lakh Tonnes)



# Focus on...

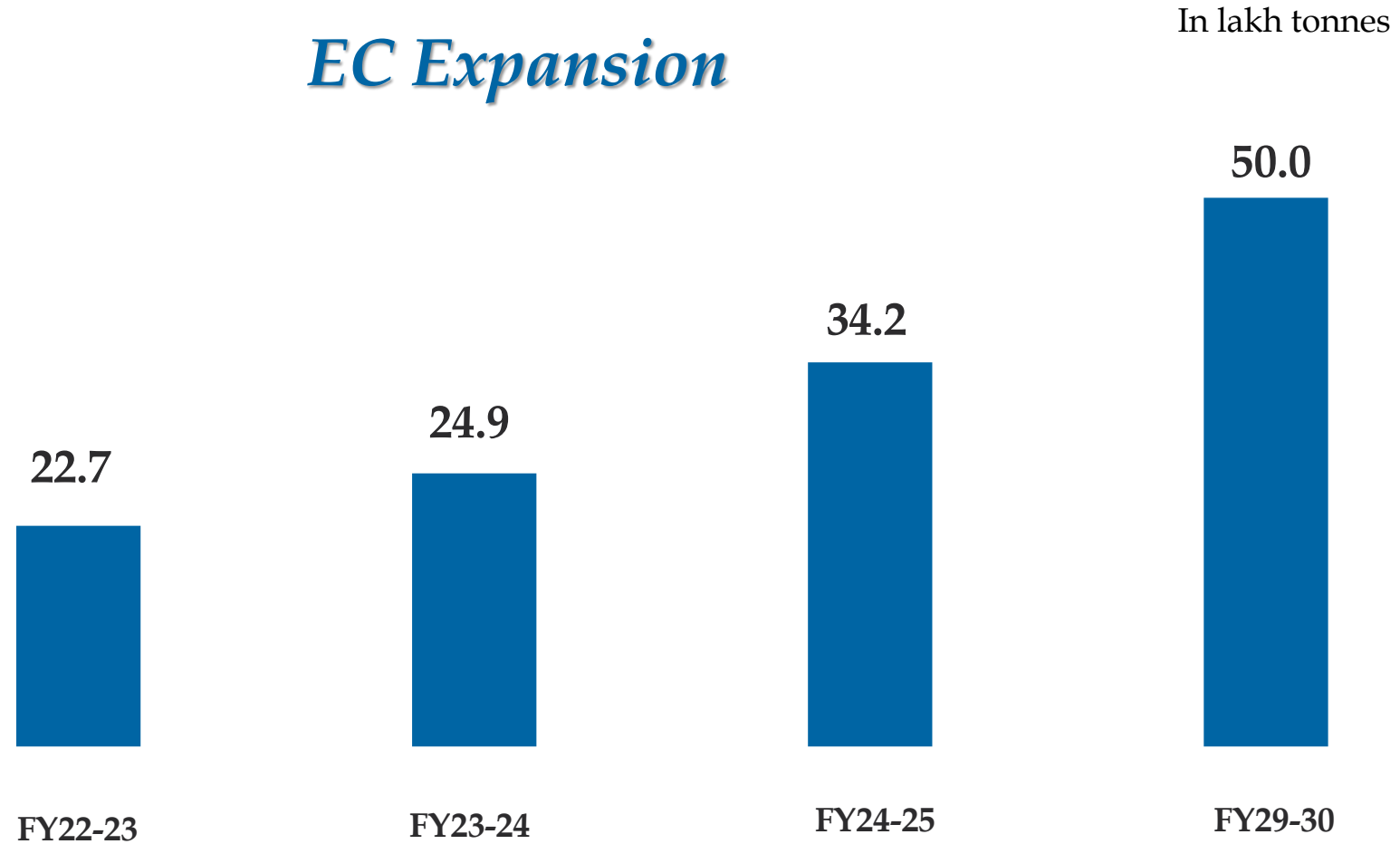
- ❖ **Higher exploration to add into reserves/resources**
- ❖ **Taking up new shaft sinking projects**
- ❖ **Enhancement in EC limits**
- ❖ **Increase in production capacity**
- ❖ **Expansion of business operation in other states**

# Emphasis on Higher Exploration

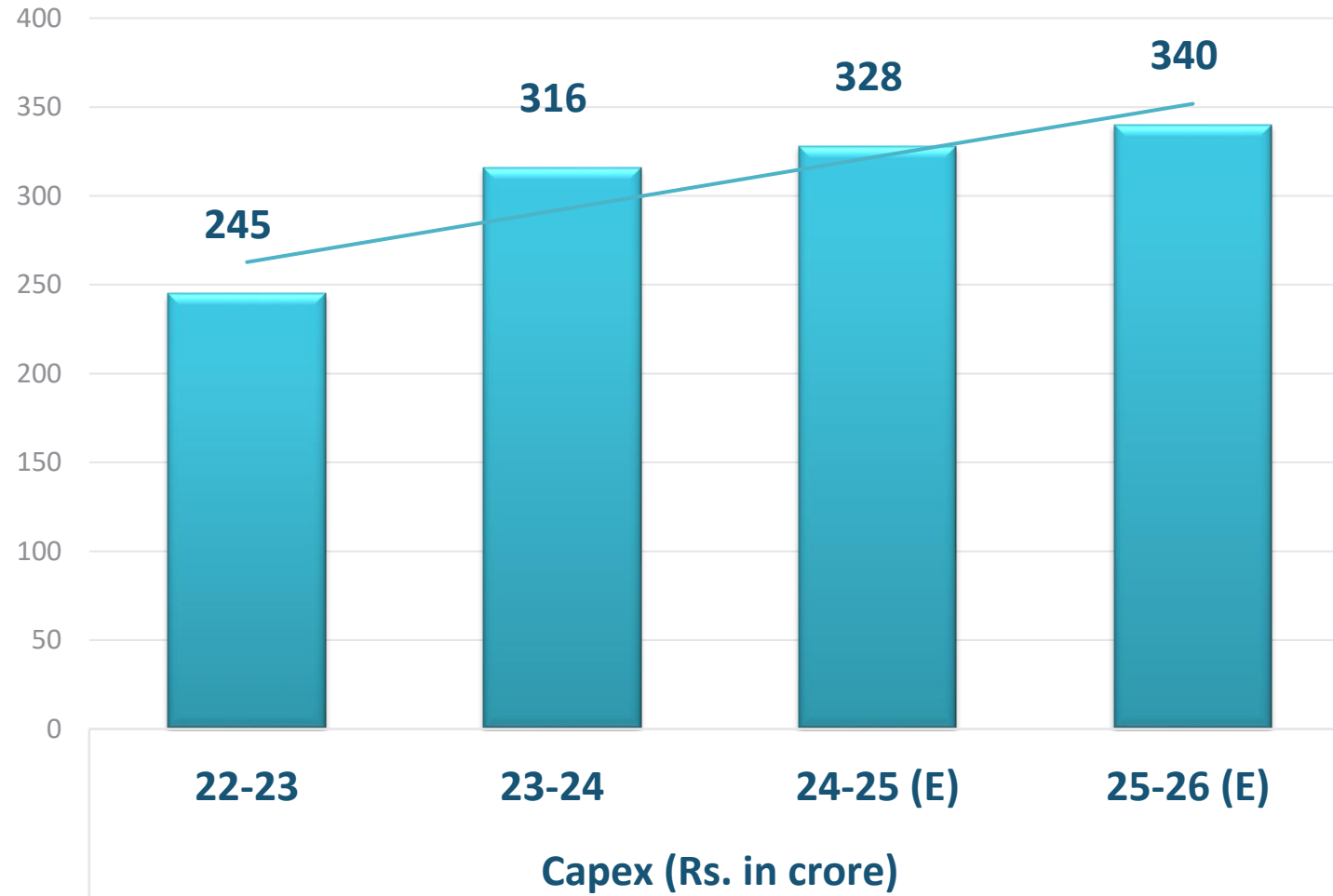


- Within lease hold area = 52,559 mtrs. (FY23-24)
- Outside lease hold area = 35,102 mtrs. (FY23-24)
- Increase in Mn resource base of MOIL by 7.8 million tonnes in FY23-24.

# Capacity Expansion of Environmental Clearance



# CAPITAL EXPENDITURE



- Most of the retained profit is used for mechanization, modernization and capacity enhancement through Capex.
- Last year, Capex was more than PAT.

# Projects

- **Brownfield**
  - High Speed Shaft Sinking, Balaghat Mine
  - High Speed Shaft Sinking, Gumgaon Mine
- **Greenfield**
  - Pani Project, Gujarat
  - Bhudkum Block, Chhindwara, MP
  - Selva Block, Balaghat, MP
  - Nilkanthpur block, Balrampur, Chhattisgarh

## Pani Project- Gujarat (Area ~270 ha.) -

- MOIL and GMDC entered into MoU on 01.10.2019.
- MOIL has carried out exploration in the Pani area and proved 9.51 million tonnes of resources.
- JV document has been finalized from MOIL side and sent to GMDC for their approval.

## Bhudkum Block - (Area ~300 Ha.) of Chhindwara Selva Block (Area ~100 ha.) of Balaghat

- MOIL, Govt. of MP and MPSMC entered into MoU on 27.10.2016.
- Exploration in Chhindwara and Balaghat under progress
- Ore body established
  - Bhudkum Block (Area ~300 Ha.), Chhindwara
  - Selva Block (Area ~100 ha.), Balaghat
- JV finalized- sent to MP State Mining Corporation for approval.



## Nilkanthpur block of Balrampur District, Chhattisgarh (Area ~300 ha.)

- MOIL and CMDC entered into MoU on 16.01.2023.
- Govt of Chhattisgarh has allotted land for exploration in Oct 2023.
- Area allocated is 218 sq km.
- MOIL has started exploration from June, 2024 (FY 25 target - 25,000 mtrs. ).

# Thank You

**MOIL LIMITED**  
**MOIL Bhavan, 1-A, Katol**  
**Road, Chhaoni,**  
**Nagpur - 440 013**

**Website : <http://moil.nic.in>**

**Phone : 0712 2806216/181**  
**Tele-Fax : 0712 25916613**