

Godrej Industries Limited
Regd. Office: Godrej One,
Pirojshanagar,
Eastern Express Highway,
Vikhroli (E), Mumbai 400079. India.
Tel.: 91-22-2518 8010/8020/8030
Fax: 91-22-2518 8068/8063/8074
Website: www.godrejindustries.com

CIN: L24241MH1988PLC097781

Dated: August 13, 2024

To,
BSE Limited
P. J. Towers, Dalal Street, Fort
Mumbai – 400 001

Ref.: BSE Scrip Code No. “500164”

To,
National Stock Exchange of India Limited
Exchange Plaza, Bandra - Kurla Complex,
Bandra (East), Mumbai-400 051

Ref.: “GODREJIND”
Debt Segment NSE

Sub.: Performance Update

The Board of Directors at its Meeting held today, i.e. on August 13, 2024, have approved the Unaudited Financial Results (Standalone and Consolidated) for the Quarter ended June 30, 2024.

We enclose herewith the performance update of the Financial Results.

Kindly take the same on your record.

Thanking you,

Yours sincerely,

For Godrej Industries Limited

Tejal Jariwala
Company Secretary & Compliance Officer
(FCS 9817)

Encl.: A/a





Performance Update

Q1- 2024-25

Aug,13, 2024

DISCLAIMER

“Some of the statements in this communication may be ‘forward looking statements’ within the meaning of applicable laws and regulations. Actual results might differ substantially or materially from those expressed or implied. Important developments that could affect the Company’s operations include changes in industry structure, significant changes in political and economic environment in India and overseas, tax laws, import duties, litigation and labour relations.”

PRESENTATION FLOW

- Results
 - Financial Highlights – Consolidated
 - Segment Performance
- Business Performance
 - Performance highlights including Subsidiaries and Associates
- Other information

FINANCIAL HIGHLIGHTS – CONSOLIDATED

FINANCIAL HIGHLIGHTS - CONSOLIDATED

Particulars (₹crore)	Q1 FY 2024-25	Q1 FY 2023-24	% Growth
Total Income	5,259	4,893	7%
PBDIT *	1,406	774	82%
Depreciation	101	86	-
PBIT*	1,305	689	90%
Interest	433	303	-
Net Profit *#	322	178	81%

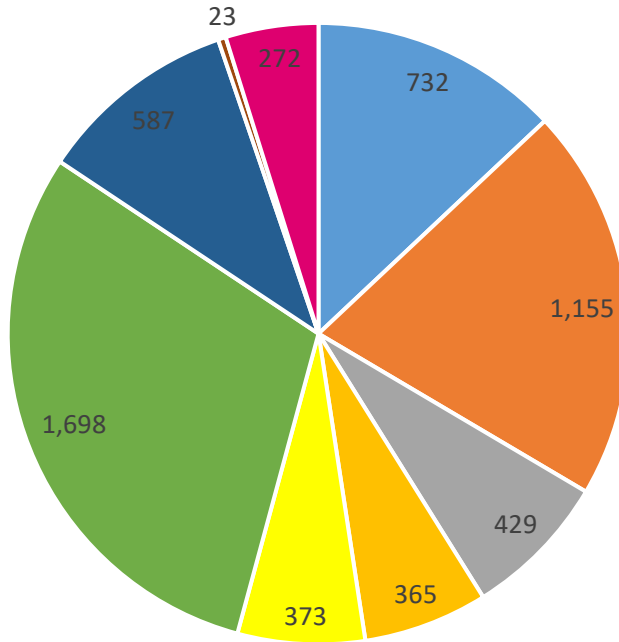
* Including share of profit in associates & exceptional.

With share of profit in associate companies, post reduction of non-controlling interest.

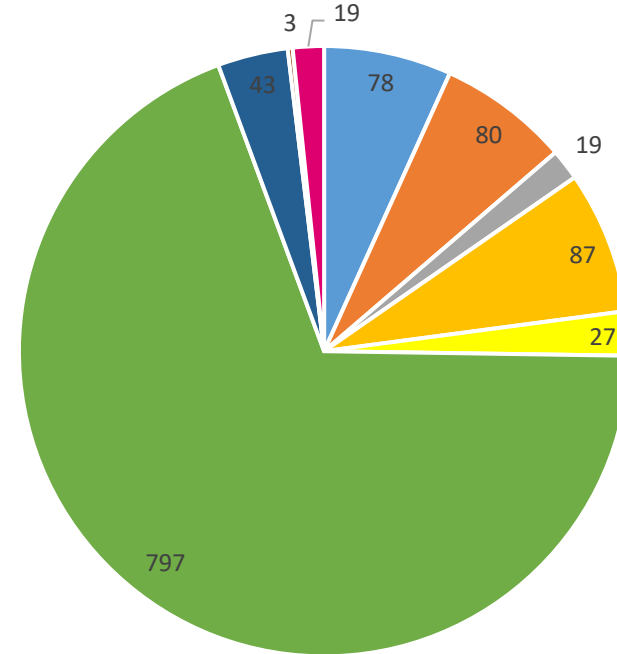
CONSOLIDATED RESULTS – SEGMENT PERFORMANCE

SEGMENT-WISE CONTRIBUTION TO FINANCIALS: Q1 FY 2024-25

Revenue (₹ crore)



PBIT (₹ crore)



- Chemicals
- Dairy
- Veg Oils
- Finance & Investments
- Others

- Animal Feed
- Crop Protection
- Estate & Property Development
- Hospitality

**BUSINESS PERFORMANCE: Performance Highlights
incl. subsidiaries, JVs and Associates**

Financial Highlights

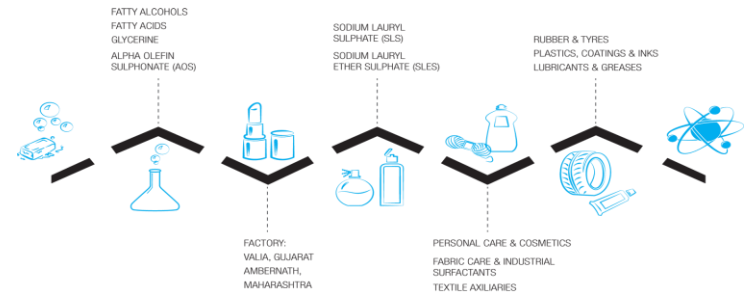
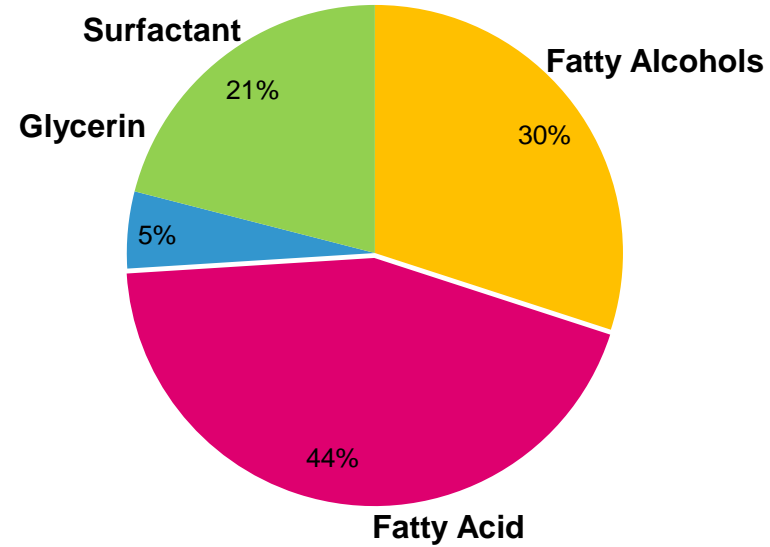
₹ crore	Q1 FY-25	Q1 FY-24
Revenue	732	726
PBIT	78	112

- Exports for Q1 FY25 stood at ₹214 crore



Godrej Industries Ltd (Chemicals) received Greenco Star Performer Award by CII

Product Portfolio Q1 FY 2024-25



Godrej Properties Limited (GPL) - Consolidated Financial Highlights:

₹ crore	Q1 FY25	Q1 FY24
Total Income	1638	1315
Net Profit after tax	520	125

Business & Sales Highlights for Q1 FY 2024-25

- GPL recorded highest quarterly booking value and volume amongst listed developers in India for the second consecutive quarter
- Booking value grew by 283% to ₹ 8,637 crores in Q1FY25.
- Added 2 group housing projects in Pune and Bengaluru with estimated booking value of ₹ 3,000 crores in Q1 FY25
- GPL received 23 awards in Q1 FY25

AGRI BUSINESS

Godrej Agrovet Limited (GAVL) - Consolidated Financial Highlights

₹ crore	Q1 FY25	Q1 FY24
Total Income	2,360	2,522
Net Profit after tax	135	105

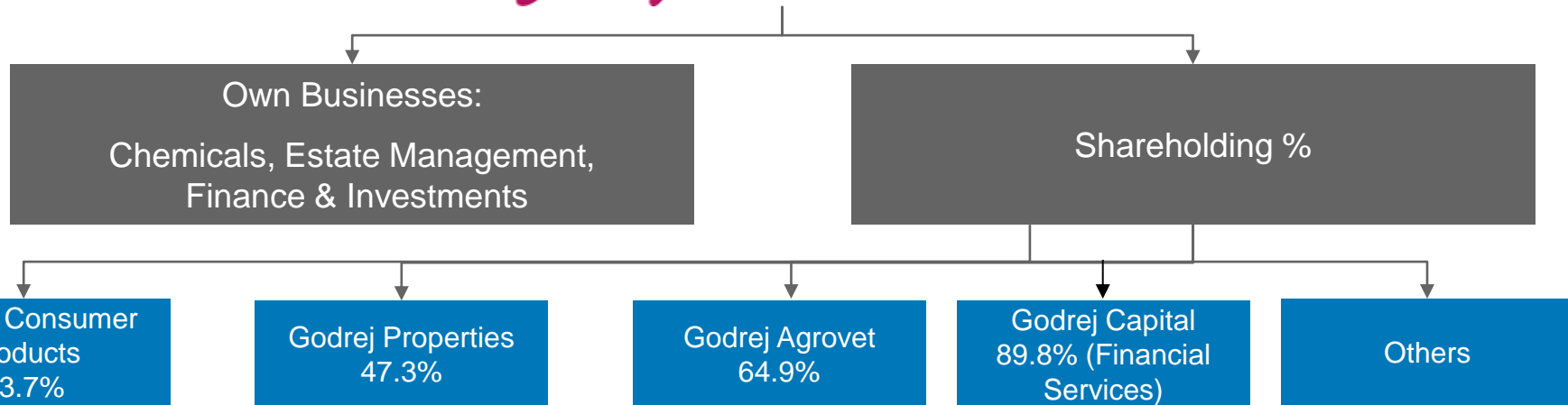
- **Animal Feed:** Volume growth was impacted due to subdued milk prices and lower placements. Segment margin increased by 45% as compared to corresponding quarter of the previous year considerably on account of favourable commodity positions.
- **Vegetable Oil:** Segment revenues were lower due to lower Fresh Fruit Bunch (FFB) arrivals. Margins were impacted due to lower oil extraction ratio.
- **Crop Protection Business:** In Q1FY25, Consolidated revenues stood at ₹365 crore as compared to ₹382 crore in the corresponding quarter of the previous year.
- **Dairy:** In Q1FY25, revenues remained flat as compared to corresponding quarter of the previous year, margins improved considerably due to significant improvement in operational efficiencies and improved milk spread.



OTHER INFORMATION

GODREJ INDUSTRIES LIMITED

CORPORATE STRUCTURE

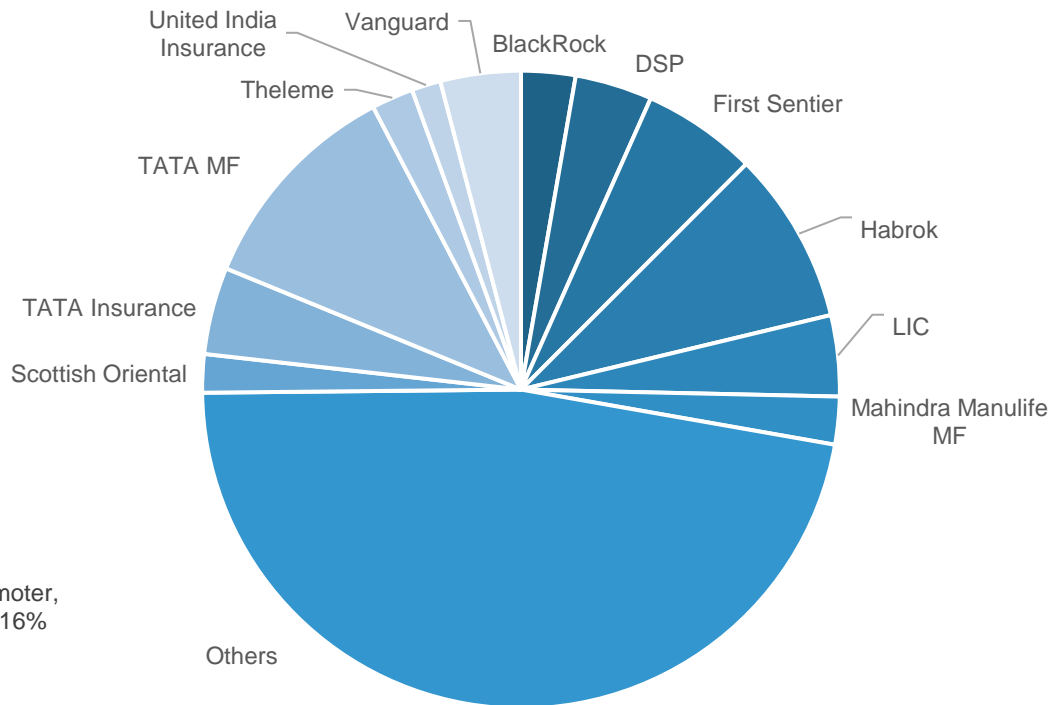
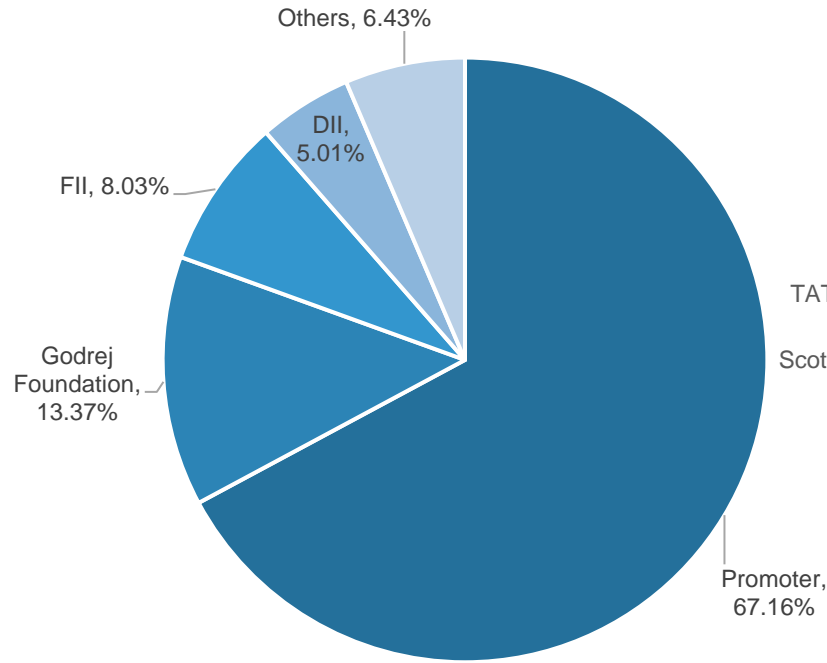


- Other investments

SIGNIFICANT APPRECIATION IN INVESTMENT VALUE

Company	Business	Holding (%)	Investment at cost (₹ crore)	Market Value [^] of investment (₹ crore)
Godrej Consumer Products (GCPL)	FMCG, Personal and Household Care products	23.7%	1,366	33,422
Godrej Properties (GPL)	Real Estate and Property Development	47.3%	1780	42,221
Godrej Agrovet	Animal Feed, Agri-inputs, Poultry, Dairy & Oil Palm	64.9%	1043	8,428
Godrej Capital Ltd	Financial Services	89.8%	2681	
Godrej International	International Trading	100%	15	
Godrej International & Trading	International Trading & Investments	100%	4	
Others		--	23	
	Total		6,912	

SHAREHOLDING PATTERN AS ON JUN 30, 2024



Major Institutional Investors



THANK YOU FOR YOUR TIME AND CONSIDERATION