



NITIN SPINNERS LTD.



NITIN

REF: NSL/SG/2024-25

Date : 22.07.2024

BSE Ltd.
PhirozeJeejeebhoy Towers
Dalal Street
Mumbai – 400 001

**National Stock Exchange of India
Limited**
Exchange Plaza,
Bandra Kurla Complex
Bandra (E),
Mumbai – 400 051.

Company Code – 532698

Company ID - NITINSPIN

Sub. : Investors' Presentation on the Financial Results for the Quarter ended 30th June, 2024 in pursuant to Regulation 30 of the SEBI (Listing Obligation and Disclosure Requirements) Regulations, 2015

Dear Sir/ Madam,

Pursuant to the provisions of Regulation 30 of the SEBI (Listing Obligation and Disclosure Requirements) Regulations 2015, please find attached copy of Investors' Presentation on the Financial Results for Quarter ended 30th June, 2024. The same is also available on the website of the Company www.nitinspinners.com.

This is for your information & records please.

Thanking you,
Yours faithfully,
For-Nitin Spinners Limited

(Sudhir Garg)
Company Secretary & VP (Legal)
M.No. ACS 9684

Encl. a/a


CIN. : L17111RJ1992PLC006987

Regd. Office & Plant : 16-17 Km. Stone, Chittor Road, Hamirgarh, Bhilwara (Raj.) 311 025
Tel. : 286110 to113, E-mail : nsl@nitinspinners.com, Website : www.nitinspinners.com

SUPIMA®
WORLD'S FINEST COTTONS



USTERIZED®



Nitin Spinners Limited
Investor Presentation
Q1 FY25



SAFE HARBOR

This presentation and the accompanying slides (the “Presentation”), which have been prepared by **Nitin Spinners Limited (the “Company”)**, have been prepared solely for information purposes and do not constitute any offer, recommendation or invitation to purchase or subscribe for any securities, and shall not form the basis or be relied on in connection with any contract or binding commitment whatsoever. No offering of securities of the Company will be made except by means of a statutory offering document containing detailed information about the Company.

This Presentation has been prepared by the Company based on information and data which the Company considers reliable, but the Company makes no representation or warranty, express or implied, whatsoever, and no reliance shall be placed on, the truth, accuracy, completeness, fairness and reasonableness of the contents of this Presentation. This Presentation may not be all inclusive and may not contain all of the information that you may consider material. Any liability in respect of the contents of, or any omission from, this Presentation is expressly excluded.

This presentation contains certain forward looking statements concerning the Company’s future business prospects and business profitability, which are subject to a number of risks and uncertainties and the actual results could materially differ from those in such forward looking statements. The risks and uncertainties relating to these statements include, but are not limited to, risks and uncertainties regarding fluctuations in earnings, our ability to manage growth, competition (both domestic and international), economic growth in India and abroad, ability to attract and retain highly skilled professionals, time and cost over runs on contracts, our ability to manage our international operations, government policies and actions regulations, interest and other fiscal costs generally prevailing in the economy. The Company does not undertake to make any announcement in case any of these forward looking statements become materially incorrect in future or update any forward looking statements made from time to time by or on behalf of the Company.





Commenting on the results, Mr. Dinesh Nolkha – Managing Director said,

“The company has delivered stable performance during Q1FY25, driven by optimal asset utilization, an improved product mix, and cost efficiencies, despite ongoing geopolitical challenges. In the upcoming quarters, we aim to enhance our market position by focusing on value addition, cost efficiency and better capacity utilization.

Looking forward, we are optimistic about the future demand landscape and are strategically concentrating on value-added segments to drive growth.”

Revenue



Rs. 802.9 Crs

↑ up 30% YoY

EBITDA



Rs. 118.8 Crs

↑ up 56% YoY

PAT



Rs. 42.1 Crs

↑ up 46% YoY





PROFIT & LOSS STATEMENT

Particulars (Rs. Crs)	Q1 FY25	Q1 FY24	Y-o-Y	Q4 FY24	Q-o-Q	FY24
Total Revenue	802.97	617.12	30.12%	800.71	0.28%	2905.65
EBITDA	118.80	76.10	56.11%	116.24	2.20%	377.05
EBITDA Margin (%)	14.80%	12.33%	246 bps	14.52%	28 bps	12.98%
Depreciation	36.71	23.03		36.25		118.47
Other Income	1.43	1.01		0.62		2.25
Finance Cost	26.60	15.12		27.83		83.30
Profit Before Tax	56.92	38.96	46.10%	52.78	7.84%	117.53
Tax	14.80	10.06		13.61		46.01
Profit After Tax	42.12	28.90	45.74%	39.17	7.53%	131.52
PAT Margin (%)	5.25%	4.68%	56 bps	4.89%	35 bps	4.53%
EPS (As per Profit after Tax)	7.49	5.14		6.97		23.39
Cash EPS	14.02	9.24		13.42		44.47





REVENUE BIFURCATION

	Q1 FY25		Q1 FY24		Q4 FY24		FY24	
<u>Products</u>	Rs. Crs	%	Rs. Crs	%	Rs. Crs	%	Rs. Crs	%
Yarn	585.9	72.9%	409.7	66.4%	569.0	71.1%	2,019.9	69.5%
Fabrics	173.3	21.5%	162.6	26.3%	190.6	23.8%	716.5	24.6%
Others	43.7	5.4%	44.7	7.2%	41.1	5.1%	169.2	5.8%
Total	802.9	100.0%	617.1	100.0%	800.7	100.0%	2,905.6	100%

	Q1 FY25		Q1 FY24		Q4 FY24		FY24	
<u>Geographical Split</u>	Rs. Crs	%	Rs. Crs	%	Rs. Crs	%	Rs. Crs	%
Exports	511.9	63.8%	343.1	55.6%	473.2	59.1%	1,704.3	58.7%
Domestic	291.1	36.2%	274.1	44.4%	327.5	40.9%	1,201.3	41.3%
Total	802.9	100%	617.1	100%	800.7	100%	2,905.6	100%





PRODUCTION AND SALES VOLUMES

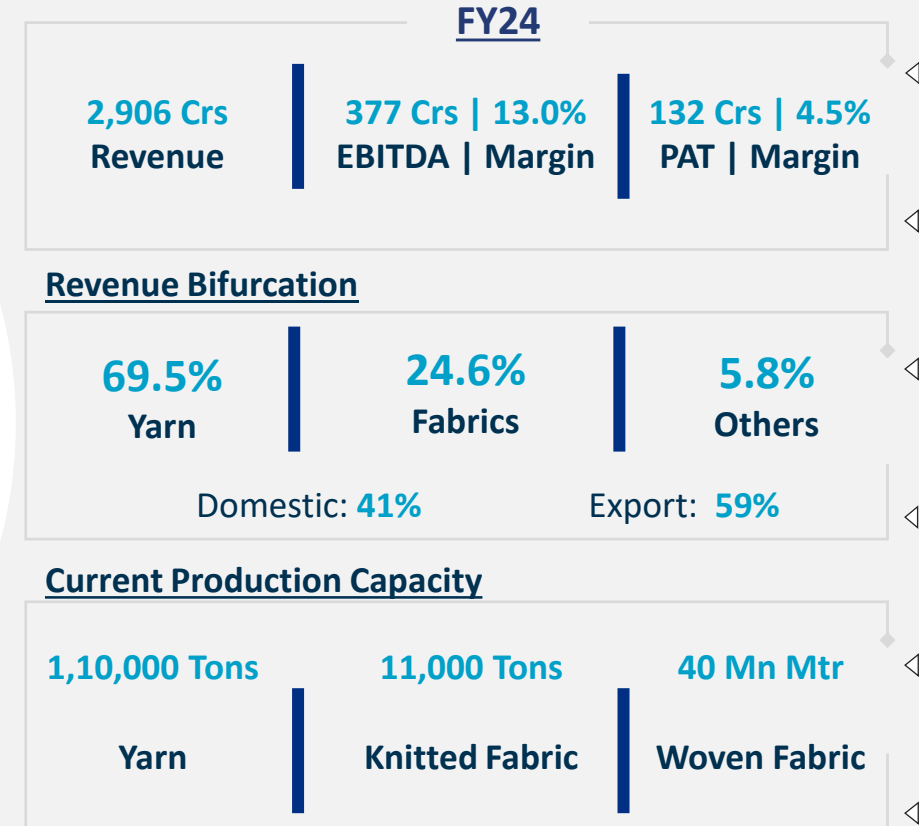
	Q1 FY25	Q1 FY24	Q4 FY24	FY24
<u>Production</u>				
Yarn (MT)	26,299	18,959	25,563	91,504
Knitted Fabric	1,300	742	1,513	5,060
Woven & Finished Fabrics				
Griega Woven Fabric Production (Mn Mtrs)	8.80	9.00	8.70	35.73
Finished Fabric Production (Mn Mtrs)	7.65	7.38	8.20	31.70
<u>Sales Volume</u>				
Yarn (MT)	21,544	14,217	21,244	73,843
Knitted Fabric	1,333	773	1,428	5,018
Woven & Finished Fabrics				
Woven Fabric Sales (Mn Mtrs)	8.07	8.48	9.60	35.79





India's Leading manufacturer of Cotton & Blended Yarn, Knitted Fabrics, Greige & Finished Woven Fabrics

- Established in **1992** Headquartered in Bhilwara (Rajasthan)
- Plants located at **Bhilwara & Chittorgarh, Rajasthan**
- Global Presence Across **50+** countries
- State of the art infrastructure with **modern technology**
- Eco friendly practices – Organic and BCI cotton, Recycled fibers** into product lines
- Renewable Energy** Capacity : **18.8 MW**
- Robust Distribution Network**



Our Current Capabilities



4,34,832
Spindles



5,864
Rotors

264

Airjet Spinning Position



222

Airjet Weaving Machine



77

Circular Knitting Machine





THE EVOLUTION





Wide Product Range & End-User Application

1

Yarn



The company offers a wide range of products to cater varied customer needs and end user application

- 100% cotton and blended
- Ring spun combed and carded
- Open end yarns
- Compact yarns
- Slub yarns
- Core spun yarns
- Multifold yarns
- Yarns made from Supima Giza, Organic, BCI cotton etc
- Yarns made from Recycled fibres
- Count range 6 to 100s
- Gassed Yarn

2

Knitted Fabric



An extensive portfolio of knitted fabrics to meet the rising demand of high quality fabrics in the global apparel industry

- Single Jersey
- Open width with Elastene
- 3 t fleece
- Interlock
- Rib etc

3

Finished Woven Fabric



A complete range of Dyed and Printed Fabrics for Fashion, Apparel and work wear industry

- 100% Cotton, Cotton Spandex Fabrics.
- Poly/Cotton, Poly/Cotton Spandex Fabrics.
- RFD, Bleached, Dyed, Print and Yarn Dyed Fabrics with Various Special Finishes like, Teflon, Wrinkle Free
- Water Repellant, Nano Care, Soil Release, Anti Bacteria Finish, Aero Finish, Bio Polish etc.
- Various Weaves -Twill, Gabardines, Broken Twill, Ripstop, Canvas, Mattie's, Ducks, Plain Tussor, Dobby, Cord ,Ottoman, etc.
- Health & Eco – Friendly Fabrics made from BCI/Organic Cotton





STRONG PRESENCE IN DOMESTIC & MAJOR INTERNATIONAL MARKETS



~64% of Total revenue comes from exports

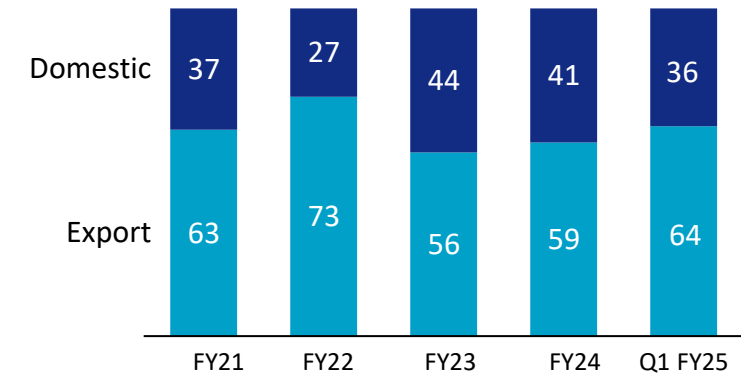


Global Presence

50+

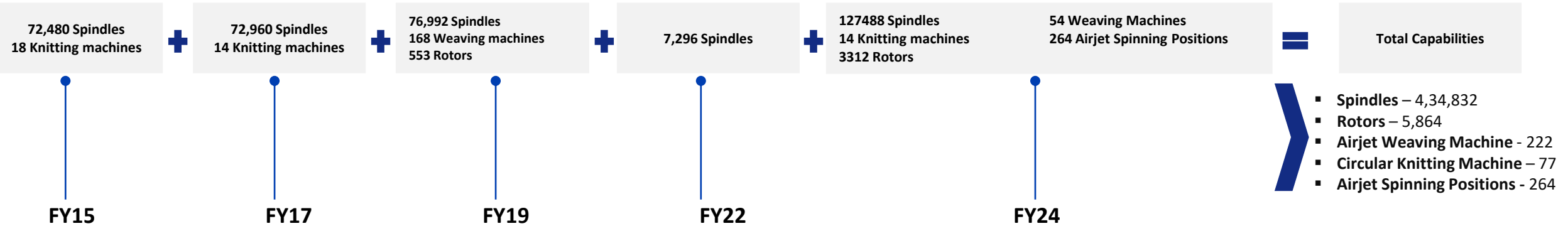
Countries

Revenue Breakup(%)

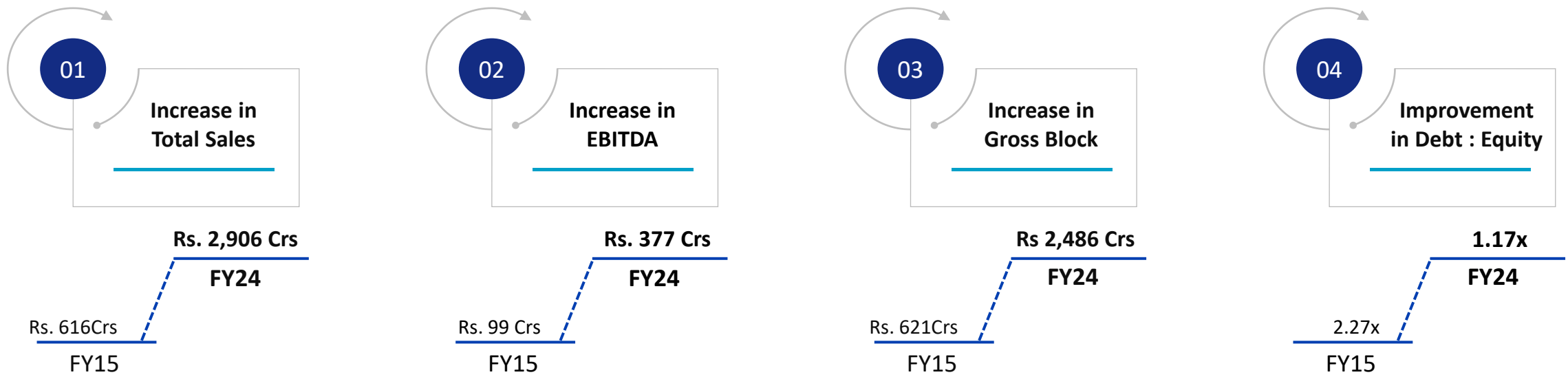




CAPACITY EXPANSION COMPLETED: SEAMLESS EXECUTION



The company is continuously building capacities since 2015, with impeccable track record of execution of large size projects within stipulated time frame





COST EFFICIENT OPERATING MODEL


01. Our **best in-class technology** and state-of-art machineries results in cost efficiency, **faster turn around** and further enhances our efficiency quotient



02. Our ability to **reprocess the waste** and use that as an input yields additional **savings of raw material**



03. **Captive solar power plants** help in **reducing power cost**



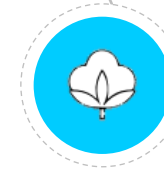
04. With focused endeavors **on R&D and value enhancement**, we have successfully entered multiple markets



05. Optimum plant positioning facilitates streamlined logistics, leading to a **quicker turnaround time (TAT)** and cost-effective logistics management



06. **Large availability of cotton** within 250km radius with production of nearly 10 lakh bales of cotton





1

CONSOLIDATION OF LEADERSHIP POSITION

Strive to maintain the leadership position garnered over the years with consistent growth and venturing into newer markets

2

PROPORTION OF VALUE-ADDED PRODUCTS

Increase the proportion of value-added products to better margins and bottom line

3

IMPROVING COST EFFECIENCY

Continued focus on improving cost and production efficiencies





CSR AND ENVIRONMENT SUSTAINABILITY INITIATIVES

Conservation of water by **installing Zero liquid discharge system, Sewage water treatment plant and Rainwater Harvesting**

Renewable Solar power capacity of 18.8 MW by FY24

Conservation of Energy by **installing energy efficient equipment and various energy saving measures**

Use of **Sustainable cotton and fibres**



Construction of Women hostel in Bhilwara

Contribution for **cotton development and research**

Construction of **roads, drainage system and water harvesting system** in rural area

Promoting **education of differently-abled children, construction of rooms in school**

Contribution for **Construction of Hostel for higher Studies**





Key Awards & Accolades



Recent Awards by TEXPROCIL



Gold Trophy for Highest Exports of Cotton Yarn of Counts 50s and below in Category III for the year 2022-2023



Gold Trophy for Highest Employment Generation (Overall) for the year 2022-23



Gold Plaque for Highest Exports of Cotton Yarn of Counts 51s and above in Category I for the year 2022-2023

TEXPROCIL AWARDS

- ☞ **Silver Trophy** for Second Highest Exports of Cotton Yarn of Counts 50's and below in Category III for the year 2021-22 and 2019-20 and bronze trophy under category II for the year 2015-16
- ☞ **Gold Trophy** for the highest export performance in Cotton Yarn-Counts 51s & above under Category I for the year 2020-21
- ☞ **Gold Trophy** for the highest export performance in Grey fabrics- under Category II for the year 2020-21
- ☞ **Silver Trophy** for Second Highest Exports in the category of Grey Fabrics for the years 2006-07, 2007-08 and 2017-18 and Bronze Trophy for the years 2010-11, 2014-15 and 2015-16

STATE AWARDS

- ☞ **Conferred** with Rajasthan Energy Conservation Award and won first prize in large scale spinning category for the year 2022, 2014-15 and 2015-16 and won second prize in 2017-18 and 2018-19
- ☞ **State Award** for "Excellence in Exports" for the years 2020-21, 2016-17, 2013-14, 2010-11 and 2007-08 by the Government of Rajasthan

Certifications



Company :



CIN: L17111RJ1992PLC006987
Mr. P Maheshwari - CFO
pmaheshwari@nitinspinners.com

www.nitinspinners.com

Investor Relations Advisors :



CIN: U74140MH2010PTC204285
Ms. Manasi Bodas / Mr. Shogun Jain
manasi.bodas@sgapl.net/shogun.jain@sgapl.net
+91 9821043510 / +91 7738377756

www.sgapl.net