

Regd. Off. : 9, D. D. A. Market, Katwaria Sarai, Opposite Qutab Hotel, New Delhi-110 016
Works : 57/1, Site-IV, Industrial Area, Sahibabad-201 010, Distt. Ghaziabad (U.P.) Ph.: 0120-4333427, 4167628
Fax : 91-120-4167630 **Website :** www.cranexltd.com **Email :** cranex1@yahoo.com, info@cranexltd.com

Date: 13th November, 2024

To,
The Secretary
Corporate Relationship Department
BSE Limited
Phiroze Jeejeebhoy Towers,
Dalal Street, Mumbai-400 001

Ref. Scrip Code: 522001
ISIN: INE608B01010

Dear Sir/Madam,

Sub: Submission of Un-Audited Financial Results of the Company for the quarter ended on 30th September, 2024 pursuant to Regulation 33 of SEBI (Listing Obligations and Disclosure Requirements) Regulations, 2015

In compliance with the provisions of Regulation 30 and Regulation 33 of the SEBI (Listing Obligations and Disclosure Requirements) Regulations, 2015, we wish to inform you that the Board of Directors of Cranex Limited (“the Company”) at its Meeting held today i.e. Wednesday, November 13th, 2024 have considered, approved and took on record inter-alia the following:-

- a) The Un-audited Financial Results (Standalone and Consolidated) of the Company for the Second Quarter & Half Year ended September 30th, 2024. We enclose herewith a copy of the approved Unaudited Standalone and Consolidated Financial Results along with the Limited Review Report of the Auditors.

The meeting of Board of directors was commenced at 3:00 P.M. and concluded at 9:45 P.M.

Kindly take the same on record and acknowledge the receipt.

Thanking you.
Yours faithfully,
For Cranex Limited

Heena Sharma
Company Secretary and Compliance Officer
Membership No.: A65512

Encl: as above



V.R. BANSAL & ASSOCIATES

Chartered Accountants

B-11, Sector-2, Noida (UP) 201301

Ph.: 0120-4522970, Mob.: 9810052850, 9810186101

E-mail: audit@cavrb.com, cavrbansals@gmail.com

Website: www.cavrb.com

**Review Report to
Board of Directors
Cranex Limited
9, D.D.A. Market , Katwaria Sarai
Opposite Qutab Hotel,
New Delhi-110016**

1. We have reviewed the unaudited standalone financial results of Cranex Limited (the "Company") for the quarter ended September 30, 2024 and the year to date results for the period April 01, 2024 to September 30, 2024, which are included in the accompanying 'Statement of unaudited standalone financial results for the quarter and half year ended September 30, 2024', the statement of unaudited standalone assets and liabilities as on that date and the Statement of unaudited Standalone cash flows for the half year ended on that date (the "Statement"). The statement has been prepared by the company pursuant to Regulation 33 of the SEBI (Listing Obligations and Disclosure Requirements) Regulations, 2015, as amended (the "Listing Regulations, 2015"), which has been initialled by us for identification purposes.
2. The Statement, which is the responsibility of the Company's Management and approved by the Company's Board of Director, has prepared in accordance with the recognition and measurement principles laid down in Indian Accounting Standard 34, (Ind AS 34) "Interim Financial Reporting" prescribed under section 133 of the Companies Act, 2013, as amended, read with relevant rules issued thereunder and other accounting principles generally accepted in India, Our responsibility is to express a conclusion on the Statement based on our review.
3. We conducted our review of the Statement in accordance with the Standard on Review Engagements (SRE) 2410, 'Review of Interim Financial Information Performed by the Independent Auditor of the Entity' issued by the Institute of Chartered Accountants of India. This standard requires that we plan and perform the review to obtain moderate assurance as to whether the financial results are free of material misstatement. A review of interim financial information consists of making inquiries, primarily of person responsible for financial and accounting matters and applying analytical and other review procedures. A review is substantially less in scope than an audit conducted in accordance with Standards on Auditing and consequently does not enable us to obtain assurance that we would become aware of all significant matters that might be identified in an audit. Accordingly, we do not express an audit opinion.
4. **Basis of Qualified Opinion**
 - a) Property, Plant and Equipment (PPE) register has not been produced before us for verification. Depreciation of Property, Plant and Equipment has been provided on the basis of figures as certified by the management
 - b) Balances under Trade Receivables and Trade Payables, loans and advances given by the Company and parties from whom unsecured loans have been taken are subject to confirmations and adjustments, if any,
 - c) The Financial Assets and Liabilities – Trade Receivables and long term borrowings taken from IFE Cranex Elevators and Escalators India Private Limited have not been measured at fair value as required by Ind AS-109 "Financial Instruments" Impairment provisions and fair



value measurements have not been measured in accordance with Expected Credit Loss (ECL) method as per Ind AS-109.

- d) Inventory register has not been produced before us for verification. Inventory value has been provided on the basis of figures as certified by the management.

Qualified conclusion

5. Based on our review conducted as above, except for the possible effects of matter stated in "basis of Qualified Opinion" above, nothing has come to our attention that causes us to believe that the accompanying Statement, prepared in accordance with the recognition and measurement principles laid down in the afforesaid Indian Accounting Standards ('Ind AS') specified under Section 133 of the Companies Act, 2013, as amended, read with the relevant rules issued thereunder and other accounting principles generally accepted in India, has not disclosed the information required to be disclosed in terms of Listing Regulations, including the manner in which it is to be disclosed, or that it contains any material misstatement.

For V.R. Bansal & Associates
Chartered Accountants
Firm Registration No.:016534N



Rajan Bansal
Rajan Bansal
Partner
Membership No.: 093591

UDIN No.: 24093591BKFWU2626

PLACE: New Delhi
DATED: 13/11/2024

CRANEX LIMITED

Registered Office : 9 DDA MARKETKATWARIA SARAI NEW DELHI 110016 INDIA

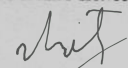
Website:www.cranexltd.com, Email:info@cranexltd.com,cranex1@yahoo.com,Telephone No.: 120-4333427, 4167628 Fax no.: 91-120-4167630
CIN:L74899DL1973PLC006503

UNAUDITED STANDALONE FINANCIALS RESULTS FOR THE QUARTER AND HALF YEAR ENDED SEPTEMBER 30, 2024

(Rs In lakhs)

S.No	Particulars	Quarter Ended			Half Year Ended		Year Ended
		30-Sep-24 (Unaudited)	30-Jun-24 (Unaudited)	30-Sep-23 (Unaudited)	30-Sep-24 (Unaudited)	30-Sep-23 (Unaudited)	31-Mar-24 (Audited)
1	Income						
	Revenue from operations	1,323.41	891.47	1,485.39	2,214.88	2,379.89	6211.41
	Other Income	16.53	11.67	12.08	28.20	47.67	101.17
	Total income	1,339.94	903.14	1,497.47	2,243.08	2,427.56	6312.58
2	Expenses						
	(a) Cost of raw materials and components consumed	479.27	783.89	527.26	1,263.16	1,850.48	3982.01
	(b) Purchases of traded goods	9.45	0.50	7.19	9.95	56.19	57.93
	(c) Changes in inventories of finished goods, traded goods and work in progress etc.	360.30	(346.33)	445.68	13.97	(363.64)	295.48
	(d) Employee benefits expenses	136.86	124.86	107.68	261.72	210.22	448.11
	(e) Finance costs	39.37	52.55	38.60	91.92	68.29	144.65
	(f) Depreciation and amortization expenses	7.97	7.86	7.75	15.83	15.50	31.46
	(g) Other expenses	238.90	253.07	291.81	491.97	499.17	1136.11
	Total expenses	1,272.11	876.40	1,425.97	2,148.51	2,336.21	6095.74
3	Profit/(Loss) before exceptional items and tax (1-2)	67.83	26.74	71.50	94.57	91.34	216.83
4	Exceptional Items						
5	Tax expense						
	(a) Current tax	16.71	5.39	17.95	22.10	22.45	50.95
	(b) Tax for earlier period	(5.93)	-	13.49	(5.93)	13.49	13.49
	(c) Deferred tax liability/(Assets)	(12.58)	0.93	0.36	(11.65)	0.84	0.51
	Total Tax Expenses	(1.80)	6.32	31.80	4.52	36.78	64.95
6	Net profit/ (loss) for the period (3-4-5)	69.62	20.42	39.69	90.05	54.56	151.88
7	Other comprehensive income						
	Other Comprehensive Income not to be reclassified to profit or loss in subsequent periods						
	(a) Re-measurement gains/(losses) on defined benefits plans	0.43	1.62	1.11	2.05	2.39	0.63
	(b) Re-measurement gains on Investments [FVTOCI]	-	-	-	-	-	-
	(c) Income Tax Effect	(0.11)	(0.41)	(0.28)	(0.52)	(0.60)	(0.16)
	Total Other Comprehensive Income (Net of Tax)	0.33	1.21	0.83	1.54	1.79	0.47
8	Total Comprehensive Income for the Period (Net of tax) (6+7)	69.95	21.63	40.52	91.59	56.35	152.36
9	Paid up Equity Share capital (Face value of Rs. 10/- each)	600.00	600.00	600.00	600.00	600.00	600.00
10	Reserve (excluding revaluation reserve shown in the balance sheet)						501.88
11	Earnings per equity share (EPS)						
	a) Basic Earning Per Share (Rs.)	1.16	0.34	0.66	1.50	0.91	2.53
	b) Diluted Earning Per Share (Rs.)	1.16	0.34	0.66	1.50	0.91	2.53

FOR CRANEX LIMITED


 Chaitanya Agarwal
 Whole time Director
 Din: 05108809

Place: Sahibabad
Date:- 13th November, 2024



CRANEX LIMITED

Registered Office : 9 DDA MARKETKATWARIA SARAI NEW DELHI 110016 INDIA


Website:www.cranexltd.com, Email:info@cranexltd.com,cranex1@yahoo.com,Telephone No.: 120-4333427, 4167628 Fax no.: 91-120-4167630

CIN:L74899DL1973PLC006503

UNAUDITED STANDALONE BALANCE SHEET AS AT SEPTEMBER 30,2024

Statement of Assets And Liabilities		(Rs. In lakhs)	(Rs. In lakhs)
		As at 30-Sep-24 (Unaudited)	As at 31-Mar-24 (Audited)
A	ASSETS		
1	Non- Current Assets		
	Property, Plant and Equipment	584.30	600.10
	Investment in Associates, Joint Ventures	213.71	213.71
	Financial Assets		
	i) Non - Current Investments	0.01	0.01
	ii) Long Term loan and advances	-	-
	iii) Other financial assets	329.64	407.86
	Deferred Tax Assets(Net)	-	-
	Other Non Current assets	1.70	2.58
	TOTAL NON CURRENT ASSETS	1129.36	1224.25
2	Current Assets		
	Inventories	1117.92	1,131.14
	Financial Assets		
	i) Trade Receivables	2802.28	2,704.57
	ii) Cash and Cash equivalents	1.57	1.34
	iii) Other bank balance	294.25	145.68
	iv) Loans and advances	-	-
	v) Other financial Assets	144.76	148.73
	Current tax assets (Net)	-	-
	Other current assets	139.48	190.07
	TOTAL CURRENT ASSETS	4500.26	4321.53
	Total Assets	5629.62	5545.78
B	EQUITY AND LIABILITY		
1	Equity		
	Equity Share Capital	600.00	600.00
	Other Equity	593.47	501.88
	TOTAL EQUITY	1193.47	1101.88
2	Liabilities		
	Non- current liabilities		
	Financial Liabilities		
	i) Borrowings	646.28	650.97
	ii) other non Current Liabilities	-	-
	Provision	54.80	52.62
	Deferred tax liabilities (Net)	19.86	31.00
	Total Non Current Liabilities	720.94	734.58
	Current liabilities		
	Financial Liabilities		
	i) Short term Borrowings	2268.60	2,056.03
	ii) Trade payables		
	(1) Total outstanding dues of micro, small and medium enterprises	135.44	129.96
	(2) Total outstanding dues of creditors other than micro, small and medium enterprises	1083.36	1,173.86
	iii) Other financial liabilities	165.60	155.59
	iv) Other Current liabilities	38.96	171.69
	Provisions	17.74	17.26
	Current tax liabilities (Net)	5.52	4.94
	Total CURRENT LIABILITIES	3715.21	3709.31
	Total Equity and Liabilities	5629.62	5545.78

FOR CRANEX LIMITED


 Chaitanya Agarwal
 Whole time Director
 Din: 05108809

Place: Sahibabad
Date:- 13th November, 2024



Cranex Limited

Registered Office : 9 DDA MARKETKATWARIA SARAI NEW DELHI 110016 INDIA

Website: www.cranexltd.com, Email: info@cranexltd.com, cranex1@yahoo.com, Telephone No.: 120-4333427, 4167628 Fax no.: 91-120-4167630

CIN:L74899DL1973PLC006503

CASH FLOW STATEMENT FOR THE PERIOD ENDED SEP 30, 2024

(Rs. In lacs)

Description	Period ended Sep 30,2024 (Rs.)	Period ended Sep 30,2023 (Rs.)
A. Cash flow from operating activities		
Profit/(loss) before Income tax	94.57	91.34
Adjustments to reconcile profit before tax to net cash flows:		
Depreciation and amortisation expenses	15.83	15.50
Interest Income	(17.22)	(17.24)
Finance Cost	91.92	68.29
Operating profit before working capital changes	185.10	157.89
Movement in Working capital		
(Increase)/ Decrease in financial assets loans and advances	13.21	
(Increase)/ Decrease in inventories	13.22	(405.28)
(Increase)/ Decrease in trade receivables	(97.71)	140.83
(Increase)/ Decrease in other financial assets	13.21	(17.26)
(Increase)/ Decrease in other non-financial assets	3.97	(68.05)
Increase/ (Decrease) in trade payables	(85.02)	(0.29)
Increase/ (Decrease) in other financial liabilities	(1.12)	(97.50)
Increase/ (Decrease) in other non financial liabilities	(132.73)	(0.81)
Increase/ (Decrease) in other non current asset	(0.88)	2.57
Increase/ (Decrease) in current Tax liability	-	20.54
Increase/ (Decrease) in provisions	4.71	7.11
Cash generated from operations	(84.03)	(260.25)
Income tax paid (net of refunds)	25.28	(35.94)
Net cash from/(used) operating activities	(58.75)	(296.19)
B. Cash flow from investing activities		
Purchase of property, plant and equipment and CWIP (net of creditors for capital goods and capital advances)	-	(3.09)
Proceeds From Fixed deposits (Net)	(83.57)	(39.80)
Interest Received	17.22	17.24
	(66.35)	(25.65)
C. Cash flow from financing activities		
Proceeds of short term borrowings (net of interest expense)	-	390.04
Proceeds of Long term borrowings (net of interest expense)	217.26	
Interest Paid	(91.92)	(68.29)
Net cash from/(used) in financing activities	125.33	321.76
D. Net increase in cash and cash equivalents (A+B+C)	0.23	(0.08)
Cash and Cash equivalents at the beginning of the year	1.34	3.02
Cash and Cash equivalents at the end of the year	1.57	2.95

Notes:-

1 The cash flow statement has been prepared under the indirect method set out in "Accounting Standard -7 Cash Flow Statements"(specified under section 133 of the Companies Act,2013, read with Rule 7 of Companies(Accounts) Rules, 2014).

2 Components of cash and bank balances:

Cash and Cash Equivalents

Balances with Banks

Current Account

Cash on hand

1.20

0.63

0.37

2.32

1.57

2.95

Place: Sahibabad

Date:- 13th November, 2024



FOR CRANEX LIMITED

(Signature)
Chaitanya Agarwal
Whole time Director
Din: 05108809

Notes on Standalone financial statements

- 1 The above financial results of Cranex Limited ('the Company ') have been prepared in accordance with the Indian Accounting Standards (Ind AS)— 34 "Interim Financial Reporting" as prescribed under Section 133 of the Companies Act,2013 read with Rule 3 of the Companies (Indian Accounting Standards) Rules,2015 and the Companies (Indian Accounting Standards) Rules,2016.
- 2 The Company's primary segment is reflected based on principal business activities carried on by the Company. As per the IND AS 108 " Operating Segments", as notified under the Companies (Indian Accounting Standards) Rules, 2015, the Company operates in one reportable business segment i.e. manufacturing of EOT cranes and installation of escalators in and is primarily operating in India and hence considered as a single geographical segment.
- 3 Corresponding figures of previous year /quarters has been re-grouped/ re-classified wherever necessary.
- 4 The unaudited financial results of the Company for the quarter and half year ended 30th, September 2024 have been reviewed by the Audit committee and approved by the Board of Directors at its meeting held on 13th, November 2024. The Statutory auditors have expressed a modified opinion on these standalone financial results.

Place: Sahibabad
Date:-13/11/2024

FOR CRANEX LIMITED



Chaitanya Agarwal
Whole time Director
Din: 05108809





V.R. BANSAL & ASSOCIATES

Chartered Accountants

B-11, Sector-2, Noida (UP) 201301


Ph.: 0120-4522970, Mob.: 9810052850, 9810186101

E-mail: audit@cavrb.com, cavrbansals@gmail.com

Website: www.cavrb.com

**Review Report to
Board of Directors
Cranex Limited
9, D.D.A. Market , Katwaria Sarai
Opposite Qutab Hotel,
New Delhi-110016**

1. We have reviewed the unaudited consolidated financial results of Cranex Limited (the "Parent") and its associate (the parent and its associate hereinafter referred as the "Group"), (refer paragraph 4 below) for the quarter ended September 30, 2024 and the year to date results for the period April 01, 2024 to September 30, 2024, which are included in the accompanying 'Statement of unaudited consolidated financial results for the quarter and half year ended September 30, 2024', the statement of unaudited consolidated assets and liabilities as on that date and the Statement of unaudited Consolidated cash flows for the half year ended on that date (the "Statement"). The statement has been prepared by the Parent pursuant to the requirement of Regulation 33 of the SEBI (Listing Obligations and Disclosure Requirements) Regulations, 2015, as amended (the "Listing Regulations"), which has been initialled by us for identification purposes.
2. The Statement, which is the responsibility of the Parent's Management and has been approved by the Parent's Board of Director, has prepared in accordance with the recognition and measurement principles laid down in Indian Accounting Standard 34, (Ind AS 34) prescribed under section 133 of the Companies Act, 2013, and other accounting principles generally accepted in India. Our responsibility is to express a conclusion on the Statement based on our review.
3. We conducted our review of the Statement in accordance with the Standard on Review Engagements (SRE) 2410, 'Review of Interim Financial Information Performed by the Independent Auditor of the Entity' issued by the Institute of Chartered Accountants of India. This standard requires that we plan and perform the review to obtain moderate assurance as to whether the financial results are free of material misstatement. A review of interim financial information consists of making inquiries, primarily of person responsible for financial and accounting matters and applying analytical and other review procedures. A review is substantially less in scope than an audit conducted in accordance with Standards on Auditing and consequently does not enable us to obtain assurance that we would become aware of all significant matters that might be identified in an audit. Accordingly, we do not express an audit opinion.
4. The statement includes the results of the following entities: (a) Cranex Limited (Parent) and (b) IFE Cranex Elevators & Escalators India Private Limited (Associate).
5. **Basis of Qualified Opinion**
 - (a) The parent Company has produced a Joint Venture agreement which it has entered into with M/s Shree Construction on 23/09/2021, whereby the parties have entered into a Joint Venture agreement and a Joint Venture entity namely M/s Shree-Cranex (JV) has been formed . However, the parent company has not applied Equity method of accounting in respect of the investment in the Joint Venture and hence not complied with the provisions of Ind AS 28



(Investment in Associates and Joint Ventures) with respect to accounting Joint Ventures in consolidated financial statements.

- (b) The parent company has not been produced before us Property, Plant and Equipment (PPE) register for verification. Depreciation of Property, Plant and Equipment has been provided on the basis of figures as certified by the management,
- (c) Balances under Trade Receivables and Trade Payables, loans and advances given by the parent Company and parties from whom unsecured loans have been taken are subject to confirmations and adjustments, if any, required upon such confirmations are not ascertainable and hence not provided for,
- (d) The Financial Assets and Liabilities – Trade Receivables and long term borrowings taken from IFE Cranex Elevators and Escalators India Private Limited have not been measured at fair value as required by Ind AS-109 “Financial Instruments”. Impairment provisions and fair value measurements have not been measured in accordance with Expected Credit Loss (ECL) method as per Ind AS-109.
- (e) The Parent Company has not been produced before us Inventory register for verification. Inventory value has been provided on the basis of figures as certified by the management.

Qualified conclusion

- 6. Based on our review conducted as above, except for the possible effects of matter stated in “basis of Qualified Opinion” above, nothing has come to our attention that causes us to believe that the accompanying Statement, prepared in accordance with the recognition and measurement principles laid down in the affore said Indian Accounting Standards (‘Ind AS’) specified under Section 133 of the Companies Act, 2013, as amended, read with the relevant rules issued there under and other accounting principles generally accepted in India, has not disclosed the information required to be disclosed in terms of Listing Regulations, including the manner in which it is to be disclosed, or that it contains any material misstatement.

Other Matters

- 7. The consolidated unaudited financial results includes the financial information of on associate which have not been reviewed by their auditors, whose financial information reflect total net loss after tax of Rs.0.06 Lakhs for the half year ended September 2024, as considered in the consolidated unaudited financial results. According to the information and explanations given to us by the Management these financial information and not material to the Group.



Our Conclusion on the statement is not modified in respect of the above matter.

For V.R. Bansal & Associates
Chartered Accountants
Firm Registration No.:016534N



Rajan Bansal
Rajan Bansal
Partner

Membership No.: 093591

UDIN No.: 24093591BKFWV6916

PLACE: New Delhi
DATED: 13/11/2024

CRANEX LIMITED

Registered Office : 9 DDA MARKETKATWARIA SARAI NEW DELHI 110016 INDIA

Website:www.cranexltd.com, Email:info@cranexltd.com,cranex1@yahoo.com,Telephone No.: 120-4333427, 4167628 Fax no.: 91-120-4167630

CIN:L74899DL1973PLC006503

UNAUDITED CONSOLIDATED BALANCE SHEET AS AT SEPTEMBER 30,2024

Statement of Assets And Liabilities		(Rs. In lakhs)	(Rs. In lakhs)
		As at 30-Sep-24 (Unaudited)	As at 31-Mar-24 (Audited)
A	ASSETS		
1	Non- Current Assets		
	Property, Plant and Equipment	584.30	600.10
	Investment in Associates	192.13	192.19
	Financial Assets		
	i) Non - Current Investments	0.01	0.01
	ii) Long Term loan and advances	-	-
	iii) Other financial assets	329.64	407.86
	Deferred Tax Assets(Net)	-	-
	Other Non Current assets	1.70	2.58
	TOTAL NON CURRENT ASSETS	1107.78	1202.74
2	Current Assets		
	Inventories	1117.92	1,131.14
	Financial Assets		
	i) Trade Receivables	2802.28	2,704.57
	ii) Cash and Cash equivalents	1.57	1.34
	iii) Other bank balance	294.25	145.68
	iv) Loans and advances	-	-
	v) Other financial Assets	144.76	148.73
	Current tax assets (Net)	-	-
	Other current assets	139.48	190.07
	TOTAL CURRENT ASSETS	4500.26	4321.53
	Total Assets	5608.04	5524.28
B	EQUITY AND LIABILITY		
1	Equity		
	Equity Share Capital	600.00	600.00
	Other Equity	571.89	480.36
	TOTAL EQUITY	1171.89	1080.36
2	Liabilities		
	Non- current liabilities		
	Financial Liabilities		
	i) Borrowings	646.28	650.97
	ii) other non Current Liabilities	-	-
	Provision	54.80	52.62
	Deferred tax liabilities (Net)	19.86	31.00
	Other non-current liabilities		
	Total Non Current Liabilities	720.94	734.59
	Current liabilities		
	Financial Liabilities		
	i) Short term Borrowings	2268.60	2,056.03
	ii) Trade payables		
	(1) Total outstanding dues of micro, small and medium enterprises	135.44	129.96
	(2) Total outstanding dues of creditors other than micro, small and medium enterprises	1,083.36	1,173.86
	iii) Other financial liabilities	165.60	155.59
	iv) Other Current liabilities	38.96	171.69
	Provisions	17.74	17.26
	Current tax liabilities (Net)	5.52	4.94
	Total CURRENT LIABILITIES	3715.22	3709.33
	Total Equity and Liabilities	5608.04	5524.28

FOR CRANEX LIMITED

Chaitanya

Chaitanya Agarwal
Whole time Director

Din: 05108809

Place: Sahibabad

Date:- 13th November, 2024



CRANEX LIMITED

Registered Office : 9 DDA MARKETKATWARIA SARAI NEW DELHI 110016 INDIA

Website: www.cranexltd.com, Email: info@cranexltd.com, cranex1@yahoo.com, Telephone No.: 120-4333427, 4167628 Fax no.: 91-120-4167630

CIN: L74899DL1973PLC006503

UNAUDITED CONSOLIDATED FINANCIALS RESULTS FOR THE QUARTER AND HALF YEAR ENDED SEPTEMBER 30, 2024

(Rs In lakhs)

S.No	Particulars	Quarter Ended			Half Year Ended		Year Ended
		30-Sep-24 (Unaudited)	30-Jun-24 (Unaudited)	30-Sep-23 (Unaudited)	30-Sep-24 (Unaudited)	30-Sep-23 (Unaudited)	31-Mar-24 (Audited)
1	Income						
	Revenue from operations	1,323.41	891.47	1,485.39	2,214.88	2,379.89	6211.41
	Other Income	16.53	11.67	12.08	28.20	47.67	101.17
	Total income	1,339.94	903.14	1,497.47	2,243.08	2,427.56	6312.58
2	Expenses						
	(a) Cost of raw materials and components consumed	479.27	783.89	527.26	1,263.16	1,850.48	3982.01
	(b) Purchases of traded goods	9.45	0.50	7.19	9.95	56.19	57.93
	(c) Changes in inventories of finished goods, traded goods and work in progress etc.	360.30	(346.33)	445.68	13.97	(363.64)	295.48
	(d) Employee benefits expenses	136.86	124.86	107.68	261.72	210.22	448.11
	(e) Finance costs	39.37	52.55	38.60	91.92	68.29	144.65
	(f) Depreciation and amortization expenses	7.97	7.86	7.75	15.83	15.50	31.46
	(g) Other expenses	238.90	253.07	291.81	491.97	499.17	1136.11
	Total expenses	1,272.12	876.40	1,425.97	2,148.51	2,336.21	6095.74
3	Profit/(Loss) before exceptional items and tax (1-2)	67.82	26.74	71.50	94.57	91.34	216.83
	Share of Profit/Loss of an associates (net of tax)	(0.03)	(0.03)	(0.51)	(0.06)	(1.88)	(2.04)
4	Profit/(Loss) before tax from continuing operation	67.79	26.71	70.99	94.51	89.46	214.79
5	Tax expense						
	(a) Current tax	16.71	5.39	17.95	22.10	22.45	50.95
	(b) Income tax for earlier year	(5.93)	-	13.49	(5.93)	13.49	13.49
	(c) Deferred tax liability/(Assets)	(12.58)	0.93	0.36	(11.65)	0.84	0.51
	Total Tax Expenses	-1.80	6.32	31.80	4.52	36.78	64.95
6	Net profit/ (loss) for the period (3-4-5)	69.59	20.39	39.19	89.99	52.68	149.84
7	Other comprehensive income						
	Other Comprehensive Income not to be reclassified to profit or loss in subsequent periods						
	(a) Re-measurement gains/(losses) on defined benefits plans	0.43	1.62	1.11	2.05	2.39	0.63
	(b) Re-measurement gains on Investments [FVTOCI]	-	-	-	-	-	-
	(c) Income Tax Effect	(0.11)	(0.41)	(0.28)	(0.52)	(0.60)	(0.16)
	Total Other Comprehensive Income (Net of Tax)	0.32	1.21	0.83	1.54	1.79	0.47
8	Total Comprehensive Income for the Period (Net of tax) (6+7)	69.91	21.60	40.02	91.53	54.47	150.31
9	Paid up Equity Share capital (Face value of Rs. 10/- each)	600.00	600.00	600.00	600.00	600.00	600.00
10	Reserve (excluding revaluation reserve shown in the balance sheet)						480.36
11	Earnings per equity share (EPS)						
	a) Basic Earning Per Share (Rs.)	1.16	0.34	0.65	1.50	0.88	2.50
	b) Diluted Earning Per Share (Rs.)	1.16	0.34	0.65	1.50	0.88	2.50

FOR CRANEX LIMITED

Chaitanya Agarwal

Chaitanya Agarwal

Whole time Director

Din: 05108809

Place: Sahibabad

Date:- 13th November, 2024



Cranex Limited

Registered Office : 9 DDA MARKETKATWARIA SARAI NEW DELHI 110016 INDIA

Website:www.cranexltd.com, Email:info@cranexltd.com,cranexl@yahoo.com,Telephone No.: 120-4333427, 4167628 Fax no.: 91-120-4167630

CIN:L74899DL1973PLC006503

CONSOLIDATED CASH FLOW STATEMENT FOR THE PERIOD ENDED SEP 30, 2024

(Rs. In lacs)

Description	Period ended Sep 30,2024 (Rs.)	Period ended Sep 30,2023 (Rs.)
A. Cash flow from operating activities		
Profit/(loss) before Income tax	94.51	89.46
Adjustments to reconcile profit before tax to net cash flows:		
Depreciation and amortisation expenses	15.83	15.50
Share of profit /(loss) of an associate (net of tax)	0.00	1.88
Interest Income	(17.22)	(17.24)
Finance Cost	91.92	68.29
Operating profit before working capital changes	185.10	157.89
Movement in Working capital		
(Increase)/ Decrease in financial assets loans and advances	13.21	-
(Increase)/ Decrease in inventories	13.22	(405.28)
(Increase)/ Decrease in trade receivables	(97.71)	140.83
(Increase)/ Decrease in other financial assets	13.21	(17.26)
(Increase)/ Decrease in other non-financial assets	3.97	(68.05)
Increase/ (Decrease) in trade payables	(85.02)	(0.29)
Increase/ (Decrease) in other financial liabilities	(1.12)	(97.50)
Increase/ (Decrease) in other non financial liabilities	(132.73)	(0.81)
Increase/ (Decrease) in other non current asset	(0.88)	2.57
Increase/ (Decrease) in current Tax liability	-	20.54
Increase/ (Decrease) in provisions	4.71	7.11
Cash generated from operations	(84.04)	(260.25)
Income tax paid (net of refunds)	25.28	(35.94)
Net cash from/(used) operating activities	(58.76)	(296.19)
B. Cash flow from investing activities		
Purchase of property, plant and equipment and CWIP (net of creditors for capital goods and capital advances)	-	(3.09)
Proceeds From Fixed deposits (Net)	(83.57)	(39.80)
Interest Received	17.22	17.24
	(66.35)	(25.65)
C. Cash flow from financing activities		
Proceeds of short term borrowings (net of interest expense)	217.26	390.04
Interest Paid	(91.92)	(68.29)
Net cash from/(used) in financing activities	125.34	321.76
D. Net increase in cash and cash equivalents (A+B+C)	0.23	(0.08)
Cash and Cash equivalents at the beginning of the year	1.34	3.02
Cash and Cash equivalents at the end of the year	1.57	2.95

Notes:-

1 The cash flow statement has been prepared under the indirect method set out in "Accounting Standard -7 Cash Flow Statements"(specified under section 133 of the Companies Act,2013, read with Rule 7 of Companies(Accounts) Rules, 2014).

2 Components of cash and bank balances:

Cash and Cash Equivalents

Balances with Banks		
Current Account	1.20	0.63
Cash on hand	0.37	2.32
	1.57	2.95

Place: Sahibabad

Date:- 13th November, 2024



FOR CRANEX LIMITED


Chaitanya Agarwal
Chaitanya Agarwal
Whole time Director
Din: 05108809

Notes on Consolidated financial statements

- 1 The above consolidated financial results of Cranex Limited ('the Company ') have been prepared in accordance with the Indian Accounting Standards (Ind AS)— 34 "Interim Financial Reporting" as prescribed under Section 133 of the Companies Act,2013 read with Rule 3 of the Companies (Indian Accounting Standards) Rules,2015 and the Companies (Indian Accounting Standards) Rules,2016.
- 2 The Parent Company's primary segment is reflected based on principal business activities carried on by the Company. As per the IND AS 108 " Operating Segments", as notified under the Companies (Indian Accounting Standards) Rules, 2015, the Parent Company operates in one reportable business segment i.e. manufacturing of EQT cranes and installation of escalators in and is primarily operating in India and hence considered as a single geographical segment.
- 3 Corresponding figures of previous year /quarters has been re-grouped/ re-classified wherever necessary.
- 4 The unaudited consolidated financial results of the Company for the quarter and half year ended 30th, September 2024 have been reviewed by the Audit committee and approved by the Board of Directors at its meeting held on 13th, november 2024. The Statutory auditors have expressed a modified opinion on these consolidated financial results.

Place: Sahibabad
Date:-13/11/2024

FOR CRANEX LIMITED


Chaitanya Agarwal
Whole time Director
Din: 05108809

