



Faalcon Concepts Limited  
(Formerly Known As Faalcon Concepts Private Limited)  
CIN L74999HR2018PLC074247

Date: 20.12.2024

To,  
**The Listing Department**  
**BSE Limited,**  
P.J. Towers,  
Dalal Street, Fort,  
Mumbai - 400 001,  
Maharashtra, India

**SUBJECT: RECTIFICATION W.R.T THE DISCREPANCY IN FINANCIAL RESULT BIFURCATION OF TRADE PAYABLE NOT PROVIDED AS PER ACCOUNTING STANDARD DIVISION I FORMAT FOR HALF YEAR ENDED - SEPTEMBER 2024**

Dear Sir/Mam,

With reference to the email dated December 12, 2024 received from BSE stating: "Discrepancy: 1. Standalone Results - Bifurcation of Trade payable not provided as per accounting standard Division I Format for Half Year Ended - September 2024

We hereby rectified the discrepancies w.r.t the bifurcation of Trade Payable. Please find enclosed herewith a copy of the said Unaudited Standalone Financial results of the company for the half year ended 30<sup>th</sup> September 2024 along with the Limited Review Report duly approved in the board meeting held on November 14, 2024.

Now you are requested to please consider our submission

Thanking You

For **Faalcon Concepts Limited**

---

**Ekta Seth**  
Managing Director  
DIN 08141902

**Auditor's Limited Review Report on unaudited Standalone Financial results of FAALCON CONCEPTS LIMITED, for the Half year ended September 30, 2024 pursuant to Regulation 33 of Securities and Exchange Board of India (Listing Obligations and Disclosure Requirements) Regulations, 2015.**

To,

The Board of Directors of,  
FAALCON CONCEPTS LIMITED

We have reviewed the accompanying the statement of unaudited Standalone financial results of FAALCON CONCEPTS LIMITED for the half year ended September 30, 2024. The Financial Statement is the responsibility of the Company's Management and has been approved by the Board of Directors. Our responsibility is to issue a report on this financial statements based on the review.

We conducted our review in accordance with the Standard on Review Engagement (SRE) 2410 "Review of Interim Financial Information performed by the independent Auditor of the Entity", issued by the institute of Chartered Accountants of India. This standard requires that we plan and perform the review to obtain moderate assurance as to whether the financial statements are free of material misstatement. A review is limited primary to inquire of company personnel and analytical procedures applied to financial data and thus provides less assurance than an audit. We have not performed an audit and accordingly, we do not express an audit opinion.

Based on our review conducted as stated above, nothing has come to our attention that causes us to believe that the accompanying statement of unaudited Standalone financial results prepared in accordance with applicable standards and other recognized accounting practices and policies has not disclosed the information require to be disclosed in terms of Regulation 33 of the SEBI (Listing Obligations and Disclosure Requirements) Regulations, 2015 including the manner in which it is to be disclosed, or that it contains any material misstatement.

**For Sharma Sharma & Co.**  
**Chartered Accountants**  
**FRN: 009462N**



**CA Suvir Sharma**

**(Partner)**

**Membership No. 088272**

**UDIN: 24088272BKAOQS3455**


**Date: 14-11-2024**

**FAALCON CONCEPTS LIMITED (Formerly known as Faalcon Concepts Private Limited)**  
Registered office: N-75 Ground Floor Mayfield Garden, Sector-51, Gurgaon, Haryana, India 122018  
Email: Info@faalcon.in/Website: www.faalcon.in  
CIN: L74999HR2018PLC074247

Unaudited Statement of Assets & Liabilities as at 30th September, 2024

Sr No.	Particulars	Rs. in Lacs (Except EPS Data)	
		As At	
		30-09-2024	31-03-2024
<b>(A)</b>	<b>EQUITY AND LIABILITIES</b>		
1	<b>Shareholders' Funds</b>		
a	Share Capital	683.01	488.01
b	Reserves and Surplus	1,324.41	207.57
c	Minority Interest		
2	<b>Non Current Liabilities</b>		
a	Long Term Borrowing	166.03	247.10
b	Long Term Provisions		
c	Other Non Current Liability		
d	Deferred Tax Liability (Net)	1.16	
3	<b>Current Liabilities</b>		
a	Short Term Borrowing	214.16	169.20
b	Trade Payables		
	i) Total outstanding dues of micro enterprises and small enterprises	201.67	441.16
	ii) Total outstanding dues of creditors other than micro enterprises and small	73.85	7.84
c	Other Current Liabilities	70.85	94.58
d	Short Term Provision	116.24	116.20
	<b>Total</b>	<b>2,851.39</b>	<b>1,771.66</b>
<b>(B)</b>	<b>ASSETS</b>		
1	<b>Non-Current Assets</b>		
a	<b>Property, Plant, Equipment and Intangible Assets</b>	635.10	150.09
	i) Property, Plant, Equipment		
	ii) Intangible Assets		
	iii) Capital Work in Progress Long Term Loans & Advances Other Non		
b	Long Term Loans & Advances	257.26	3.77
c	Other Non Current Assets	77.12	10.32
d	Deferred Tax Assets		2.58
2	<b>Current Assets</b>		
a	Inventories	710.97	726.93
b	Trade Receivables	739.91	629.39
c	Cash and Cash Equivalent	73.42	49.05
d	Short-term Loans and Advances Other Current Assets	357.61	199.54
	<b>Total</b>	<b>2,851.39</b>	<b>1,771.66</b>

For Faalcon Concepts Limited



Date 14.11.2024  
Place Gurgaon

**FAALCON CONCEPTS LIMITED (Formerly known as Faalcon Concepts Private Limited)**  
Registered office: N-75 Ground Floor Mayfield Garden, Sector-51, Gurgaon, Haryana, India 122018  
Email: Info@faalcon.in/Website: www.faalcon.in  
CIN: L74999HR2018PLC074247

**Statement of Unaudited Financial Results for the half year ended 30th September, 2024**  
(INR in lakhs, unless otherwise stated)

Rs in Lacs (Except EPS Data)

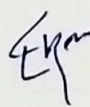

Sr No.	Particulars	Half Year Ended		Year	
		30-09-2024	31-03-2024	30-09-2023	31-03-2024
		Unaudited	Audited	UnAudited	Audited
<b>I</b>	<b>Revenue From Operations</b>				
	Revenue from Operations	1,292.76	906.84	944.34	1,851.18
<b>II</b>	<b>Other Income</b>	0.06	1.11	2.56	3.67
<b>III</b>	<b>Total Income (I-II)</b>	<b>1,292.82</b>	<b>907.95</b>	<b>946.90</b>	<b>1,854.85</b>
<b>IV</b>	<b>Expenses</b>				
(a)	Purchase	806.89	563.84	663.17	1227.01
(b)	Change in Inventories	15.97	-23.28	-107.20	-130.48
(c)	Employee Benefit Expenses	77.92	68.12	52.94	121.06
(d)	Finance Costs	19.90	30.49	10.31	40.80
(e)	Depreciation & Amortisation	37.27	18.80	15.11	33.92
(f)	Other Expenses	160.25	105.88	184.19	290.07
	<b>Total expenses (IV)</b>	<b>1,118.20</b>	<b>763.86</b>	<b>818.52</b>	<b>1,582.38</b>
<b>V</b>	<b>Profit(loss) before exceptional items and tax (III-IV)</b>	<b>174.62</b>	<b>144.09</b>	<b>128.38</b>	<b>272.47</b>
<b>VI</b>	<b>Exceptional items</b>	-	-	-	-
<b>VII</b>	<b>Profit before tax (V- VI)</b>	<b>174.62</b>	<b>144.09</b>	<b>128.38</b>	<b>272.47</b>
<b>VIII</b>	<b>Tax Expense:</b>				
(a)	Deferred Tax Liability/(Assets)	3.74	(4.03)	1.77	(2.25)
(b)	Current Tax	45.40	37.46	33.38	70.84
(c)	Excess Short Provision			0.90	0.90
		<b>125.48</b>	<b>110.65</b>	<b>92.33</b>	<b>202.98</b>
<b>IX</b>	<b>Net Profit / (Loss) for the period (VII-VIII)</b>	<b>125.48</b>	<b>110.65</b>	<b>92.33</b>	<b>202.98</b>
<b>X</b>	<b>Less: Share of Profit transferred to Minority Interest</b>				
<b>XI</b>	<b>Profit (Loss) for the period (after adjustment for Minority Interest)</b>	<b>125.48</b>	<b>110.65</b>	<b>92.33</b>	<b>202.98</b>
<b>XII</b>	<b>Details of Earning Per Share (Half Yearly not Annualised)</b>				
	Basic Earnings per share	1.91	2.27	1.90	4.16
	Basic Earnings per share (After Adjusting Bonus Share)	1.91	2.27	1.90	4.16
	Diluted Earnings per share	1.91	2.27	1.90	4.16

**Notes for Financial Results**

- The unaudited Financial Results are prepared in accordance with the Accounting Standard Prescribed under Section 133 of the Companies Act, 2013 read with Rule 7 of the Companies (Accounting) Rules, 2014 (as amended) and other recognised accounting practices and policies, as applicable.
- The above Unaudited Financials of M/s Faalcon Concepts Limited (the company) for the half year ended 30th September, 2024 and year ended 31st March, 2024 were reviewed by audit committee and were approved and taken on record by Board of Directors in their meeting.
- The Company's main object is to undertake jobs as interior and exterior decorators, consultants, designers, repairers, furnishers, cleaners, and render services in decoration fields.
- The statement includes the results for the half year ended 31st March, 2024 being the balanced figure between audited figures in respect of the full financial year and the un-audited figures in respect of 1st half year of the financial year 2023-24.
- Previous year's period's figure have been regrouped/rearranged/reclassified wherever necessary, to make them comparable with the figures of the current period.
- In accordance with regulation 33 of SEBI (LODR) Regulation 2015, the above results have been Limited reviewed by the Statutory Auditors of the Company.

Date: 14.11.2024

Place: Gurgaon

For Faalcon Concepts Limited  
  
  
 Ekan  
 Managing Director  
 DIN: \*\*\*\*\*

**CASH FLOW STATEMENT FOR THE PERIOD ENDED 30TH SEP, 2024**

(Rs. in Lakhs)

Particulars	As At 30th Sep, 2024	As At 31st March 2024
<b>CASH FLOW FROM OPERATING ACTIVITIES</b>		
Net Profit before taxation and extraordinary items	174.62	272.47
Adjustment for:		
Depreciation	37.27	33.92
Bad Debts Written Off		
Interest Received	0.06	0.33
Interest Expenses	19.90	33.94
Operating Profit before working capital changes	231.73	340.00
Adjustment for:		
(Increase)/ Decrease in Trade Receivable	110.52	362.54
(Increase)/ Decrease in Other Current Assets		3.57
(Increase)/ Decrease in Long Term Loans & Advance	253.49	-
(Increase)/ Decrease in Other Non Current Assets	66.81	5.32
(Increase)/ Decrease in Inventories	15.97	130.48
(Increase)/ Decrease in Short Term Loan & Advance and other current assets	158.07	54.76
(Increase)/ Decrease in Other Current Liabilities	23.73	229.53
(Increase)/ Decrease in Short Term Provisions	0.04	0.10
(Increase)/ Decrease in Long Term Provisions	-	-
(Increase)/ Decrease in Other Long Term Borrowing	-	-
(Increase)/ Decrease in Trade Payable	173.47	37.07
(Increase)/ Decrease in Defferred Tax Liability	-	-
Cash generated from/ used in operations	538.36	299.70
Direct Taxes paid	21.58	0.90
Cash Flow before extraordinary items	559.94	300.60
Extraordinary items, if any	-	-
Net Cash from/ used in operating activities	559.94	300.60
<b>CASH FLOW FROM INVESTING ACTIVITIES</b>		
Purchase of Fixed Assets (Including Capital goods)	568.74	128.47
Purchase of Fixed Deposit	-	-
Interest Received	0.06	0.33
(Increase)/ Decrease in Non Current Investments	-	-
Sale of Fixed Assets (Including Capital goods)	-	-
Liabilities Written Back		
Net Cash From Investing Activities	568.68	128.14
<b>CASH FLOW FROM FINANCING ACTIVITIES</b>		
Issue of shares	195.00	1.22
Premium on shares	1,014.00	170.80
(Increase)/ Decrease in Short Term Borrowings	44.96	35.97
(Increase)/ Decrease in Long Term Borrowings	81.07	189.75
Repayment		
Interest paid	19.90	33.94
Net Cash From Financing Activities	1,152.99	363.80
<b>Net Increase/ (Decrease) in cash and cash equivalents</b>	24.37	64.94
<b>Cash and cash equivalents at the beginning of the year</b>	49.05	113.99
<b>Cash and cash equivalents at the End of the year</b>	73.42	49.05

For Faulcon Concepts Limited



Date 14/11/2024  
Place Gurgaon

For Faulcon Concepts Limited  
Managing Director  
DIN: 00000000000000000000