

NAGPUR POWER AND INDUSTRIES LIMITED

CIN L40100MH1996PLC104361

| Regd. Office: 'Nirmal', 20th Floor, Nariman Point, Mumbai-400021|

| Tel# +91 22 2202 3055/66 | npil_investor@khandelwalindia.com | www.nagpurpowerind.com |

Date: November 14, 2024

To,
BSE Limited
Phiroze Jeejeebhoy Towers,
Dalal Street, Mumbai 400 001.
SCRIP CODE: - 532362

Dear Sir/Madam,

Sub: Outcome of meeting of Board of Directors held on Thursday, November 14, 2024.

Ref.: Regulation 30 and 33 of SEBI (Listing Obligations and Disclosure Requirements) Regulations, 2015 ('Listing Obligations').

This is to inform you that the Board of Directors of the Company at their meeting held on Thursday, November 14, 2024, which commenced at 3:00 PM and concluded at 3.10 PM, has *inter-alia* considered and approved the following business:

1. The Un-audited Financial Results (Standalone & Consolidated) of the Company for the Quarter and half year ended September 30, 2024, and Limited Review Report thereon.

Further pursuant to Regulation 30 and 33 of SEBI (Listing Obligations and Disclosure Requirements) Regulations, 2015, we enclose the following-

- a) Un-Audited Financial Results (Standalone and Consolidated) for the quarter and half year ended September 30, 2024;
- b) Limited Review Report on (Standalone and Consolidated) Financial Results for the quarter and half year ended September 30, 2024;

Pursuant to the Code of Conduct framed by the Company under the SEBI (Prohibition of Insider Trading) Regulations, 2015, 'Trading Window' for all Directors, Key Managerial Personnel, Promoters, Connected Persons, Designated Persons and their immediate relatives of the Company, for trading in the shares of the Company will open after 48 hours of the declaration of Un-audited Financial Results (Standalone and Consolidated) of the Company for the quarter and half year ended on September 30, 2024.

Kindly take the same on your record.

Yours faithfully,

For Nagpur Power and Industries Limited

Praveen Bhati
Company Secretary & Compliance Officer
ACS: 71212

Encl. A/a


STATEMENT OF STANDALONE UNAUDITED FINANCIAL RESULTS FOR THE QUARTER AND HALF YEAR ENDED 30TH SEPTEMBER, 2024
Rs... in lakhs except earning per share

Particulars	For the Quarter Ended on			For the Half year Ended on		For the Year Ended on
	30-Sep-24	30-Jun-24	30-Sep-23	30-Sep-24	30-Sep-23	31-Mar-24
	Unaudited	Unaudited	Unaudited	Unaudited	Unaudited	Audited
1 Income from Operation						
(a) Revenue from Operations	-	-	-	-	-	-
(b) Other income	179.05	367.80	14.82	546.85	211.67	358.59
Total Income	179.05	367.80	14.82	546.85	211.67	358.59
2 Expenses :						
(a) Cost of materials consumed	-	-	-	-	-	-
(b) Purchases of stock-in-trade	-	-	-	-	-	-
(c) Changes in inventories of finished goods, stock-in-trade and work-in-progress	-	-	-	-	-	-
(d) Employee benefits expense	20.49	20.38	38.31	40.87	61.86	92.02
(e) Finance costs	0.44	0.38	0.17	0.82	0.36	0.72
(f) Depreciation, amortisation and impairment expense	0.43	0.42	1.35	0.85	2.99	5.86
(g) Other expenses (Net of cost of manufactured products capitalised)	48.22	57.91	31.08	106.13	91.58	265.28
Total expenses	69.58	79.09	70.91	148.67	156.79	363.88
3 Profit/(Loss) before exceptional items and tax (1 - 2)	109.47	288.71	(56.09)	398.18	54.88	(5.29)
4 Exceptional items (net)	-	-	-	-	-	-
5 Profit/(Loss) before tax (3 + 4)	109.47	288.71	(56.09)	398.18	54.88	(5.29)
6 Tax Expense						
(a) Current Tax	-	-	-	-	-	-
(b) Minimum alternate tax credit	-	-	-	-	-	-
(c) Deferred Tax	-	-	-	-	-	-
7 Profit/(Loss) after tax (5 - 6)	109.47	288.71	(56.09)	398.18	54.88	(5.29)
8 Other Comprehensive Income						
a. (i) Items that will not be reclassified to profit or loss	61.15	156.11	32.44	217.26	81.47	115.89
(ii) Income tax relating to items that will not be reclassified to profit or loss	-	-	-	-	-	-
b. (i) Items that will be reclassified to profit or loss	-	-	-	-	-	-
(ii) Income tax relating to items that will be reclassified to profit or loss	-	-	-	-	-	-
9 Total Comprehensive Income for the period (7 + 8)	170.62	444.82	(23.65)	615.44	136.35	111.60
10 Paid-up equity share capital (Face value Rs. 10 per share)	1,309.55	1,309.55	1,309.55	1,309.55	1,309.55	1,309.55
11 Reserves and Surplus	-	-	-	-	-	6,541.36
12 Earning per share (not annualised):						
(a) Basic Earnings per share Rs.	0.84	2.20	(0.43)	3.04	0.42	(0.04)
(b) Diluted Earnings per share Rs.	0.84	2.20	(0.43)	3.04	0.42	(0.04)

Notes:

- The above results have been reviewed by the Audit Committee and thereafter approved by the Board of Directors of the Company at its meeting held on 14th November, 2024.
- The Company has only one reportable segment of activity namely "High/ Medium / Low Carbon Ferro Manganese and Silico Manganese Slag".
- This statement has been prepared in accordance with companies (Indian Accounting Standards) rules 2015 (Ind AS), prescribed u/s 133 of the companies Act, 2013 and other recognised accounting practices and policies to the extent applicable.
- Previous period figures are regrouped, rearranged, wherever necessary.

For Nagpur Power and Industries Limited


Gautam Khandelwal
Executive Chairman
(DIN: 00270717)



Place: Mumbai
Date: 14th November, 2024

NAGPUR POWER AND INDUSTRIES LIMITED

Statement of Unaudited Standalone Assets and Liabilities

Amount In Rs...in Lakhs

Particulars	As at 30th September, 2024	As at 31st March, 2024
ASSETS		
Non-current assets		
Property, plant and equipment	1,829.29	1,829.68
Other intangible assets	0.01	0.01
Financial assets		
Investments	4,215.95	3,997.68
Loans	-	-
Other financial assets	57.98	57.73
Non-current tax assets (Net)	31.51	29.34
Other non-current assets	30.52	26.99
	6,165.26	5,941.43
Current assets		
Inventories	-	-
Financial assets		
Investments	1,943.61	1,718.30
Cash and cash equivalents	6.76	16.04
Loans	283.00	158.00
Others financial assets	23.73	12.96
Other current assets	86.86	41.38
	2,343.96	1,946.68
Total Assets	8,509.22	7,888.11
EQUITY AND LIABILITIES		
Equity		
Equity Share Capital	1,309.55	1,309.55
Other Equity	7,156.80	6,541.36
Total Equity	8,466.35	7,850.91
Liabilities		
Non-current liabilities		
Financial liabilities		
Trade payables		
Total outstanding dues of micro and small enterprises and	-	-
Total outstanding dues of creditors other than micro and small enterprises	-	-
Provisions	4.77	16.90
Total non-current liabilities	4.77	16.90
Current liabilities		
Financial liabilities		
Borrowings	18.08	3.59
Trade payables		
Total outstanding dues of micro and small enterprises and	-	-
Total outstanding dues of creditors other than micro and small enterprises	-	0.11
Other financial liabilities	2.23	2.23
Other current liabilities	17.34	14.03
Provisions	0.45	0.34
	38.10	20.30
Total Liabilities	42.87	37.20
Total Equity and Liabilities	8,509.22	7,888.11

For Nagpur Power and Industries Limited


Gautam Khandelwal
Executive Chairman
(DIN: 00270717)

Place: Mumbai
Date: 14th November, 2024



NAGPUR POWER AND INDUSTRIES LIMITED

Statement of Unaudited Standalone Cash Flow

Amount In Rs...in Lakhs

		As at 30th September, 2024	As at 31st March, 2024
A.	CASH FLOWS FROM OPERATING ACTIVITIES		
	Net Profit / (Loss) before tax	398.18	(5.29)
	Adjustments for:		
	Depreciation and amortization	0.85	5.86
	Finance Cost	0.82	0.72
	Interest received	(13.73)	(20.18)
	Dividend received	(9.64)	(24.21)
	Remeasurement of employee benefit	(1.01)	(22.03)
	(Gain)/loss on sale of Investments	(145.67)	(242.67)
	Unrealized gain/loss on investment	(377.78)	(70.39)
	Operational Profit before Working Capital changes	(147.98)	(378.19)
	Adjustments for changes in Working Capital :		
	Inventories	-	-
	Other current financial assets	(11.01)	(17.53)
	Other current assets	(45.49)	2.43
	Other non-current assets	(3.54)	-
	Trade payables	(0.11)	(0.03)
	Other current financial liabilities	-	-
	Other current liabilities	(8.72)	7.97
		(68.87)	(7.16)
	Cash from/ (used) in operating activities	(216.85)	(385.35)
	Direct taxes paid, net	2.16	5.62
	NET CASH FROM/ (USED) IN OPERATING ACTIVITIES	(219.01)	(390.97)
B.	CASH FLOW FROM INVESTING ACTIVITIES		
	Purchase of Property, plant and equipment	(0.46)	-
	Payments for purchase of investments	(102.87)	(253.76)
	Proceeds from sale of investments	401.00	697.81
	Proceeds / (repayment) against Inter Corporate Deposits (Net)	(125.00)	(128.00)
	Dividend received	9.64	24.21
	Interest received	13.73	20.18
	Proceeds / (repayment) of loans and deposits	-	62.84
	NET CASH FROM/ (USED) IN INVESTING ACTIVITIES	196.04	423.28
C.	CASH FLOW FROM FINANCING ACTIVITIES		
	Proceeds / (Repayment) of Short-term Borrowings	14.50	(16.77)
	Proceeds/(Repayment) of Long-term Borrowings	-	-
	Finance Cost	(0.82)	(0.72)
	NET CASH GENERATED FROM FINANCING ACTIVITIES	13.68	(17.49)
D.	NET CASH FLOWS DURING THE YEAR (A+B+C)	(9.29)	14.82
E.	Cash and cash equivalents at the beginning	16.05	1.23
F.	CASH AND CASH EQUIVALENTS AT THE END (D+E)	6.76	16.05
G.	CASH AND CASH EQUIVALENTS COMPRISE OF:		
	Cash on hand	0.45	1.85
	Cheques on hand	-	-
	Balances with banks in current accounts	6.31	14.20
	CASH AND CASH EQUIVALENTS AS PER NOTE	6.76	16.05

For Nagpur Power and Industries Limited


 Gautam Khandelwal
 Executive Chairman
 (DIN: 00270717)



Place: Mumbai
Date: 14th November, 2024

STATEMENT OF CONSOLIDATED UNAUDITED FINANCIAL RESULTS FOR THE QUARTER AND HALF YEAR ENDED 30TH SEPTEMBER, 2024
Rs... in lakhs except earning per share

Particulars	For the Quarter Ended on			For the Half year Ended on		For the Year Ended on
	30-Sep-24	30-Jun-24	30-Sep-23	30-Sep-24	30-Sep-23	31-Mar-24
	Unaudited	Unaudited	Unaudited	Unaudited	Unaudited	Audited
1 Income from Operation						
(a) Revenue from Operations	1,808.21	1,223.25	1,163.34	3,031.46	2,219.19	4,660.08
(b) Other income	177.68	365.61	18.57	543.29	218.09	383.89
Total Income	1,985.89	1,588.86	1,181.91	3,574.75	2,437.28	5,043.97
2 Expenses :						
(a) Cost of materials consumed	726.48	526.13	421.52	1,252.61	669.44	1,422.43
(b) Purchases of stock-in-trade	-	-	-	-	-	-
(c) Changes in inventories of finished goods, stock-in-trade and work-in-progress	(16.06)	(121.94)	13.33	(138.00)	157.15	233.49
(d) Employee benefits expense	505.36	487.06	412.95	992.42	842.92	1,651.00
(e) Finance costs	69.26	41.47	36.97	110.73	76.19	187.51
(f) Depreciation, amortisation and impairment expense	58.77	69.75	69.87	128.52	141.63	287.40
(g) Other expenses (Net of cost of manufactured products capitalised)	360.23	525.39	273.62	885.62	498.88	1,225.45
Total expenses	1,704.04	1,527.86	1,228.26	3,231.90	2,386.21	5,107.28
3 Profit/(Loss) before exceptional items and tax (1 - 2)	281.85	61.00	(46.35)	342.85	51.07	(63.31)
4 Exceptional items (net)	-	-	-	-	-	-
5 Profit/(Loss) before tax (3 + 4)	281.85	61.00	(46.35)	342.85	51.07	(63.31)
6 Tax Expense						
(a) Current Tax	-	-	-	-	-	-
(b) Minimum alternate tax credit	-	-	-	-	-	-
(c) Deferred Tax	-	-	-	-	-	-
7 Profit/(Loss) after tax (5 - 6)	281.85	61.00	(46.35)	342.85	51.07	(63.31)
8 Other Comprehensive Income						
a. (i) Items that will not be reclassified to profit or loss	61.15	156.11	32.44	217.26	81.47	81.95
(ii) Income tax relating to items that will not be reclassified to profit or loss	-	-	-	-	-	-
b. (i) Items that will be reclassified to profit or loss	-	-	-	-	-	-
(ii) Income tax relating to items that will be reclassified to profit or loss	-	-	-	-	-	-
9 Total Comprehensive Income for the period (7 + 8)	343.00	217.11	(13.91)	560.11	132.54	18.64
10 Paid-up equity share capital (Face value Rs. 10 per share)	1,309.55	1,309.55	1,309.55	1,309.55	1,309.55	1,309.55
11 Reserves and Surplus	-	-	-	-	-	6,851.08
12 Earning per share (not annualised):						
(a) Basic Earnings per share Rs.	2.15	0.47	(0.35)	2.62	0.39	(0.48)
(b) Diluted Earnings per share Rs.	2.15	0.47	(0.35)	2.62	0.39	(0.48)

Notes:

- The above results have been reviewed by the Audit Committee and thereafter approved by the Board of Directors of the Company at its meeting held on 14th November, 2024.
- The Company has three reportable segment of activity namely "1. High/ Medium / Low Carbon Ferro Manganese and Silico Manganese Slag" 2. Electrical Division and 3. Electro Mechanical Division.
- This statement has been prepared in accordance with companies (Indian Accounting Standards) rules 2015 (Ind AS), prescribed u/s 133 of the companies Act, 2013 and other recognised accounting practices and policies to the extent applicable.
- Previous period figures are regrouped, rearranged, wherever necessary.

For Nagpur Power and Industries Limited


Gautam Khandelwal
Executive Chairman
(DIN: 00270717)



Place: Mumbai
Date: 14th November, 2024

NAGPUR POWER AND INDUSTRIES LIMITED

Statement of Audited Consolidated Assets and Liabilities

Particulars	Amount In Rs...in Lakhs	
	As at 30th September, 2024	As at 31st March, 2024
ASSETS		
Non-current assets		
Property, plant and equipment	2,143.72	2,148.55
Other intangible assets	3,413.27	3,418.50
Capital work- in-progress	3.00	3.00
Financial assets		
Investments	684.54	466.27
Loans	-	-
Others financial assets	83.51	83.26
Deferred tax assets (Net)	1.87	1.87
Non-current tax assets (Net)	31.51	29.35
Other non-current assets	164.80	134.57
	6,526.22	6,285.37
Current assets		
Inventories	1,091.28	1,107.16
Financial assets		
Investments	1,943.62	1,718.30
Trade receivables	2,315.75	1,193.61
Cash and cash equivalents	72.16	156.16
Bank balance other than cash and cash equivalents	132.70	106.88
Other financial assets	11.34	10.64
Other current assets	425.52	325.70
	5,992.37	4,618.45
Total Assets	12,518.59	10,903.82
EQUITY AND LIABILITIES		
Equity		
Equity share capital	1,309.55	1,309.55
Other equity	7,418.24	6,851.08
Non-controlling interest	142.29	149.33
Total equity	8,870.08	8,309.96
Liabilities		
Non-current liabilities		
Financial liabilities		
Borrowings	7.06	78.18
Trade payables	-	-
Total outstanding dues of micro and small enterprises and	-	-
Total outstanding dues of creditors other than micro and small enterprises	-	-
Other financial liabilities	5.13	5.13
Provisions	70.05	89.66
Total Non-current liabilities	82.24	172.97
Current liabilities		
Financial liabilities		
Borrowings	2,363.33	1,500.41
Trade payables	-	32.98
Total outstanding dues of micro and small enterprises and	-	-
Total outstanding dues of creditors other than micro and small enterprises	599.85	456.99
Other financial liabilities	2.23	2.23
Other current liabilities	546.11	345.86
Provisions	54.75	82.42
Total current liabilities	3,566.27	2,420.89
Total Liabilities	3,648.51	2,593.86
Total Equity and Liabilities	12,518.59	10,903.82

For Nagpur Power and Industries Limited

Gautam Khandelwal
Executive Chairman
(DIN: 00270717)



Place: Mumbai
Date: 14th November, 2024

NAGPUR POWER AND INDUSTRIES LIMITED

Statement of Unaudited Consolidated Cash Flow

Amount In Rs...in Lakhs

Particulars	As at 30th September, 2024	As at 31st March, 2024
A. CASH FLOWS FROM OPERATING ACTIVITIES		
Profit Before Tax and Share in Profit/(Loss) of Equity Accounted Investees	342.85	(63.31)
Adjustments for:		
Depreciation and amortization	128.51	287.40
Finance Cost	122.69	155.89
Interest Income	(15.27)	(15.59)
Dividend Income	(9.64)	(24.21)
Provision for Doubtful Debts	-	51.69
Provision for Inventories	-	260.72
Remeasurement of employee benefit	(1.01)	(22.03)
Loss on discard of PPE	-	23.27
(Gain)/loss on sale of assets	-	0.26
(Gain)/loss on sale of Investments	(145.67)	(242.67)
Unrealised gain/loss on investment	(377.78)	(70.39)
Issue of Sweat Equity	-	-
Operational Profit before Working Capital changes	44.68	341.03
Adjustments for changes in Working Capital :		
Inventories	15.88	(228.09)
Trade receivables	(1,125.35)	(434.01)
Other current assets	(109.46)	(214.96)
Trade payables	109.88	138.74
Other current liabilities	123.89	7.97
	(985.16)	(730.35)
Cash from/ (used) in operating activities	(940.48)	(389.32)
Direct taxes paid, net	2.16	5.62
NET CASH FROM/ (USED) IN OPERATING ACTIVITIES	(942.64)	(394.94)
B. CASH FLOW FROM INVESTING ACTIVITIES		
Purchase of PPE and Other Intangible assets (Note i below)	(118.45)	(215.69)
Proceeds from sale of PPE and Other Intangible assets (Note i below)	-	0.50
Payment for acquisition shares	-	-
Share in reserve as on acquisition date - NCI	-	-
Payments for purchase of investments (Note ii below)	(102.87)	(253.76)
Proceeds from sale of investments (Note ii below)	401.00	697.81
Dividend received	9.64	24.21
Interest received	15.27	15.59
Proceeds / (repayment) of loans and deposits	(125.00)	62.84
Bank Balance not Considered as Cash and Cash Equivalents matured (Net)	(25.82)	57.42
NET CASH FROM/ (USED) IN INVESTING ACTIVITIES	53.77	388.92
C. CASH FLOW FROM FINANCING ACTIVITIES		
Proceeds from issue of Equity Shares to Minority Interest by Subsidiary		
Proceeds / (Repayment) of Short-term Borrowings (Net)	(56.63)	(16.77)
Proceeds/(Repayment) of Long-term Borrowings (Net)	984.19	320.54
Finance Cost	(122.69)	(155.89)
NET CASH GENERATED FROM FINANCING ACTIVITIES	804.87	147.88
D. NET CASH FLOWS DURING THE YEAR (A+B+C)	(84.00)	141.86
E. Cash and cash equivalents at the beginning	156.16	14.30
F. CASH AND CASH EQUIVALENTS AT THE END (D+E)	72.16	156.16
G. CASH AND CASH EQUIVALENTS COMPRISE OF:		
Cash on hand	0.53	3.21
Cheques on hand	-	-
Balances with banks in current accounts	71.63	152.96
CASH AND CASH EQUIVALENTS AS PER NOTE	72.16	156.16

Notes:

- (i) Purchase of Property, Plant and Equipment includes movements of Capital Work-in-Progress during the year.
(ii) Investments includes investments in subsidiaries and all type of investments.

For Nagpur Power and Industries Limited

Place: Mumbai
Date: 14th November, 2024

Gautam Khandelwal
Executive Chairman
(DIN: 00270717)



STATEMENT OF CONSOLIDATED SEGMENT-WISE REVENUE, RESULT, TOTAL ASSETS AND TOTAL LIABILITIES FOR THE QUARTER AND HALF YEAR ENDED 30TH SEPTEMBER, 2024

Particulars	For the Quarter Ended on			For the Half year Ended on		For the Year Ended on
	30-Sep-24	30-Jun-24	30-Sep-23	30-Sep-24	30-Sep-23	31-Mar-24
	Unaudited	Unaudited	Unaudited	Unaudited	Unaudited	Audited
I Segment Revenue						
High/Medium/Low Carbon Ferro Manganese and Silico Manganese Slag	-	-	-	-	-	-
Electrical Division	1,025.04	820.45	925.28	1,845.49	1,793.56	3,450.79
Electro Mechanical Division	783.17	402.80	238.06	1,185.97	425.63	1,209.29
Total	1,808.21	1,223.25	1,163.34	3,031.46	2,219.19	4,660.08
Less: Inter Segment Revenue	-	-	-	-	-	-
Total Income	1,808.21	1,223.25	1,163.34	3,031.46	2,219.19	4,660.08
II Segment Results						
High/Medium/Low Carbon Ferro Manganese and Silico Manganese Slag	109.90	289.10	(55.91)	399.00	55.25	(4.57)
Electrical Division	191.96	(209.46)	43.60	(17.50)	76.83	42.64
Electro Mechanical Division	34.66	16.46	(2.23)	51.12	(12.27)	54.51
Profit Before Interest and tax	336.52	96.10	(14.54)	432.62	119.81	92.58
Less: Interest	54.67	35.10	31.80	89.77	68.74	155.89
Profit/ (Loss) before Tax	281.85	61.00	(46.34)	342.85	51.07	(63.31)
Less: Provision for taxation	-	-	-	-	-	-
Profit/ (Loss) after Tax	281.85	61.00	(46.34)	342.85	51.07	(63.31)
III Segment Assets						
High/Medium/Low Carbon Ferro Manganese and Silico Manganese Slag	7,609.18	7,586.12	7,180.39	7,609.18	7,180.39	7,123.83
Electrical Division	3,551.50	2,932.11	2,948.16	3,551.50	2,948.16	3,107.54
Electro Mechanical Division	1,357.91	790.26	439.47	1,357.91	439.47	672.45
Total Segment Assets	12,518.59	11,308.49	10,568.02	12,518.59	10,568.02	10,903.82
IV Segment Liabilities						
High/Medium/Low Carbon Ferro Manganese and Silico Manganese Slag	42.86	83.91	39.11	42.86	39.11	37.20
Electrical Division	2,128.28	1,764.47	1,452.89	2,128.28	1,452.89	1,724.97
Electro Mechanical Division	1,477.37	933.03	652.16	1,477.37	652.16	831.69
Total Segment Liabilities	3,648.51	2,781.41	2,144.16	3,648.51	2,144.16	2,593.86

Notes:

- The company/group has reported segment information as per Ind AS 108 "Operating Segment".
- Previous period figures are regrouped, rearranged, wherever necessary.

Place: Mumbai
Date: 14th November, 2024

For Nagpur Power and Industries Limited

Gautam Khandelwal
Executive Chairman
(DIN: 00270717)





AREKH SHARMA & ASSOCIATES

CHARTERED ACCOUNTANTS

Review report

TO THE BOARD OF DIRECTORS OF
NAGPUR POWER AND INDUSTRIES LIMITED

We have reviewed the accompanying statement of unaudited standalone financial results of **Nagpur Power and Industries Limited** ("the Company") for the quarter and half year ended 30th September, 2024 ("the Statement"), being submitted by the Company pursuant to the requirements of Regulations 33 of the SEBI (Listing Obligations and Disclosure Requirements) Regulations, 2015, as amended ("Listing Regulations").


This statement is the responsibility of the Company's Management and has been approved by the Board of Directors, has been prepared in accordance with the recognition and measurement principles laid down in Indian Accounting Standard 34 "Interim Financial Reporting" ("Ind AS 34"), prescribed under Section 133 of the Companies Act, 2013, and other accounting principles generally accepted in India and in compliance with Regulation 33 of the Listing Regulations. Our responsibility is to issue a report on these financial statements based on our review.

We conducted our review of the Statement in accordance with the Standard on Review Engagements (SRE) 2410 "Review of Interim Financial Information Performed by the Independent Auditor of the Entity", issued by the Institute of Chartered Accountants of India. This standard requires that we plan and perform the review to obtain moderate assurance as to whether the financial statements are free of material misstatement. A review is limited primarily to inquiries of company personnel and analytical procedures applied to financial data and thus provides less assurance than an audit. We have not performed an audit and accordingly, we do not express an audit opinion.

Based on our review conducted as above, nothing has come to our attention that causes us to believe that the accompanying statement of unaudited financial results prepared in accordance with applicable accounting standards and other recognized accounting practices and policies has not disclosed the information required to be disclosed in terms of Regulation 33 of the SEBI (Listing Obligations and Disclosure Requirements) Regulations, 2015 including the manner in which it is to be disclosed, or that it contains any material misstatement.

Our conclusion is not modified in respect of this matter.

For Parekh Sharma & Associates
Chartered Accountants
Firm Regn. No. 129301W


Sujesh Sharma
Partner

Membership No.118944

UDIN: 24118944BKCNIJ4038



Place: Mumbai

Date: 14.11.2024

Limited Review Report On unaudited consolidated quarterly financial results of the Company Pursuant to the Regulation 33 of the SEBI (Listing Obligations and Disclosure Requirements) Regulations, 2015

**TO THE BOARD OF DIRECTORS OF
NAGPUR POWER AND INDUSTRIES LIMITED**

1. We have reviewed the accompanying Statement of Consolidated Unaudited Financial Results of Nagpur Power and Industries Limited ("the Holding Company") and its subsidiary The Motwane Manufacturing Company Private Limited (the Holding Company and its subsidiary together referred to as "the Group"), and its share of the net profit/(loss) after tax for the quarter and half year ended 30th September, 2024 ("the Statement"), being submitted by the Holding Company pursuant to the requirement of Regulation 33 of the SEBI (Listing Obligations and Disclosure Requirements) Regulations, 2015, as amended. Attention is drawn to the fact that the consolidated figures for the corresponding quarter and half year ended 30th September, 2023, as reported in these financial results have been approved by the Holding Company's Board of Directors.
2. This Statement, which is the responsibility of the Holding Company's Management and approved by the Holding Company's Board of Directors, has been prepared in accordance with the recognition and measurement principles laid down in Indian Accounting Standard 34 "Interim Financial Reporting" ("Ind AS 34"), prescribed under Section 133 of the Companies Act, 2013, and other accounting principles generally accepted in India. Our responsibility is to express a conclusion on the Statement based on our review.
3. We conducted our review of the Statement in accordance with the Standard on Review Engagements (SRE) 2410 "Review of Interim Financial Information Performed by the Independent Auditor of the Entity", issued by the Institute of Chartered Accountants of India. A review of interim financial information consists of making inquiries, primarily of persons responsible for financial and accounting matters, and applying analytical and other review procedures. A review is substantially less in scope than an audit conducted in accordance with Standards on Auditing and consequently does not enable us to obtain assurance that we would become aware of all significant matters that might be identified in an audit. Accordingly, we do not express an audit opinion.

We also performed procedures in accordance with the circular issued by the SEBI under Regulation 33 (8) of the SEBI (Listing Obligations and Disclosure Requirements) Regulations, 2015, as amended, to the extent applicable.


4. The Statement includes the results of the following entities:
 - i) Nagpur Power and Industries Limited (Holding Company)
 - ii) The Motwane Manufacturing Co. Private Limited (Subsidiary Company)



5. Based on our review conducted and procedures performed as stated in paragraph 3 above and based on the consideration of the review reports of other auditors referred to in paragraph 6 below, nothing has come to our attention that causes us to believe that the accompanying Statement, prepared in accordance with the recognition and measurement principles laid down in the aforesaid Indian Accounting Standard and other accounting principles generally accepted in India, has not disclosed the information required to be disclosed in terms of Regulation 33 of the SEBI (Listing Obligations and Disclosure Requirements) Regulations, 2015, as amended, including the manner in which it is to be disclosed, or that it contains any material misstatement.
6. We did not review the interim financial statements / financial information/ financial results of subsidiaries mentioned in above paragraph 4 included in the consolidated unaudited financial results, whose interim financial statements/financial information/financial results reflect total revenue of Rs.1812.03/- & Rs.3035.28 Lakhs, total net profit after tax of Rs.172.38 Lakhs & total net loss after tax Rs.55.33 Lakhs and total comprehensive profit of Rs.172.38 Lakhs & total comprehensive loss of Rs.55.33 Lakhs for the quarter and half year ended 30th September, 2024 respectively as considered in the consolidated unaudited financial results. These interim financial statements / financial information / financial results have been reviewed by other auditors whose reports have been furnished to us by the Management and our conclusion on the Statement, in so far as it relates to the amounts and disclosures included in respect of this subsidiary, is based solely on the reports of the other auditor and the procedures performed by us as stated in paragraph 3 above.

Our conclusion on the Statement is not modified in respect of the above matter.

For Parekh Sharma & Associates
Chartered Accountants
Firm Regn. No. 129301W


Sujesh Sharma
Partner

Membership No: 118944
UDIN: 24118944BKC NLK2166

Place: Mumbai

Date: 14th November, 2024

