

# Globus Spirits Limited

Annual Report 2023-24





# Contents

|     |   |
|-----|---|
| 02  | Corporate Information                                 |
| 03  | Chairman's Message                                    |
| 24  | Financial Highlights                                  |
| 25  | Board's Report  |
| 37  | Secretarial Audit Report                              |
| 42  | Management Discussion & Analysis                      |
| 50  | Report on Corporate Governance                        |
| 64  | CEO & CFO Certification                               |
| 65  | Business Responsibility & Sustainability Report       |
| 97  | Auditor's Report on Consolidated Financial Statements |
| 105 | Consolidated Financial Statements                     |
| 152 | Auditor's Report on Standalone Financial Statements   |
| 163 | Standalone Financial Statements                       |



# Corporate Information

## Chairman

Mr. Sunil Chadha  
(Non Executive & Independent Director)

## Managing Director

Mr. Ajay Kumar Swarup

## Joint Managing Director

Mr. Shekhar Swarup

## Executive Director

Dr. Bhaskar Roy

## Non-Executive Director

Mr. Ajay B Baliga

## Independent Directors

Mr. Amit Bhatiani  
Ms. Ruchika Bansal

## Key Managerial Personnel

Mr. Santosh Kumar Pattanayak : Company Secretary  
Mr. Nilanjan Sarkar : CFO

## Auditors

M/ s. Walker Chandiook & Co LLP  
Chartered Accountants  
21st Floor, DLF Square  
Jacaranda Marg, DLF Phase II  
Gurgaon — 122002

## Bankers

State Bank of India, HDFC Bank, Axis Bank, Kotak Mahindra Bank,  
ICICI Bank, SVC Co-operative Bank

## Registered office :

F-0, Ground Floor, The Mira Corporate Suites,  
Plot No.1&2, Ishwar Nagar, Mathura Road, New Delhi – 110065

## Registrar & Share Transfer Agents

Link Intime India Private Limited  
Noble Heights, 1st Floor, Plot No. N.H-2, LSC, C-1 Block,  
Near Savitri Market, Janakpuri, New Delhi-110058

**Stock Exchanges where the Company is listed** : 1) Bombay Stock Exchange  
: 2) National Stock Exchange

**Website** : [www.globusspirits.com](http://www.globusspirits.com)

# Chairman's Message

## Dear Shareholders,

It has been yet another year filled with geopolitical tensions, and their consequences on several developed economies. Economic activity continued to grow steadily after inflation declined from its peak in mid-2022, despite warnings of stagflation and recession. Although major advanced economies have raised their interest rates significantly to restore price stability, the unexpected economic resilience also reflects the ability of households to draw on substantial savings.

Globalization and interconnected economics created operating challenges for your company as well. And yet your company continued to show resilience in the face of those challenges. With raw material costs increasing throughout the fiscal year, we managed to partially mitigate the impact on margins by implementing a risk mitigation framework.

In recent years, your company has been able to compete effectively in both the mass and premium markets due to an hourglass-shaped market for consumers. By leveraging the inherent strength of our product portfolio and operational agility, we believe we will be able to move forward and enter two new markets, beer and ready-to-drink.

Our business is diversified geographically, and we strive to identify market trends and new cohorts of consumers to continually improve our performance. Creating a sustainable business is our vision, and for that, we must be guided by these principles:

**Premiumization Journey:** As we prepared to take the next big leap in our growth journey, we brought more innovation, distinctiveness, and brand excellence into our value proposition as the alcohol industry is moving towards premiumization, we wish to capitalize on this trend. Through exceptional innovation, we have added new layers of excitement to our Prestige & Above portfolio. With our strategy, we have already seen success in the transition from Value to Value Plus in recent years, and we aim to replicate this success in the Prestige & Above segment.

**Umbrella brand:** As a testament to our deep-rooted strengths, we have evolved into one of India's most reputed liquor brands. Several recently launched craft spirits have gained traction and are performing well, such as Terai - India Dry Gin, Snoski - a highly unique crafted vodka, and Mountain Oak - an exclusive blend of Scotch malts and select Indian grain spirits. With this vote of confidence, we have been able to enter untapped categories like Read to Drink and Beer.

**Optimum utilization of incremental Manufacturing Capabilities:** As a result of our focus on deficit states in the ENA, we have a lot of pricing power and opportunity to profit. Government policies focused on ethanol blending will continue to drive demand for bulk alcohol in the manufacturing segment.

**Creating a circular economy:** Using the cash flow from the manufacturing business and enriching the consumer business has always been the goal. Investing in a sustainable business model in the Prestige & Above segment is one of our long-term growth objectives.

**Risk Mitigation:** Our margins were affected by inflationary pressures on the raw material during the year. Our strategy is to move towards maize, which will help us improve our ethanol realizations. Such measures, along with internal cost rationalisation measures will help in the medium to long term.

Investing strategically in capacity and premiumization, your company continues to build a strong platform across the value chain. We believe that the Indian consumption story will continue to drive strong growth in all of our markets.

I would like to once again place on record, our sincere gratitude to all our employees, customers, partners, and other stakeholders that continue to support the Company's endeavours.

Sd/-  
Chairman.





# Excellence

Through our commitment to performance we have been

.....**Product excellence** by producing and using highest quality of “ENA” or Extra Neutral Alcohol

.....**Marketing excellence** by pioneering branding at the bottom of the pyramid ‘Value and Value Plus’ market and creating innovative ‘Premium’ brands

.....**Organizational excellence** achieved through our unique 360° business model, allowing for high capacity utilization

.....**Manufacturing excellence** by establishing world-class, fully integrated, earth-friendly distilleries that produce reliable products at better efficiencies



# Product Excellence

The Extra Neutral Alcohol that is fractioned in our multi-pressure columns assures higher purity than conventional re-distillation techniques thereby providing safer and better tasting beverages. In addition, stringent controls over the natural fermentation process ensures that every batch of ENA is ENabling excellence, day after day.

In fact, we were the 1st company to use this high-quality ENA for producing IMIL even before the Government started to mandate it.

Ethanol will grow the company's top line due to the recent expansion in West Bengal and Jharkhand. The government's initiative of 20% blending of petrol in the country by 2025 has given us an opportunity.



# Marketing Excellence

It was a milestone year for us as the overall Premium volumes crossed 4 lakh cases in FY24.

We envisage becoming PAN India leaders in Premium alcohol, making the most of opportunities emerging in new markets.

Our premium segment is ENabling excellence by creating a disruption in the market with a robust portfolio of differentiated brands providing value propositions for consumers. The Company is focusing on growing this high-margin, low-volume fast-growing premium segment which has hitherto been dominated by a few selected brands. The sharp rise in discretionary spending, increasing number of aspiring consumers and lack of options for consumers make this category particularly attractive. Backed by an experienced team having a strong track record of creating successful brands, we are poised to leverage these trends.





### TERAI Dry Gin

TERAI India Dry Gin is an award-winning, one-shot, copper pot distilled London Dry style gin. This grain-to-glass gin is distilled at the India Craft Spirit Co., the first-of-its-kind boutique craft distillery in India, in Behror, Rajasthan.

The base of TERAJ is a rice spirit, created to our specifications from our sister distillery, which gives us complete control over the quality of our gin.

11 select botanicals — Juniper berries, Tulsi or Holy Basil, Fennel, Coriander, Lemon peel, Orange peel, Lavender, Rose, Almond, Angelica and Orris root - add flavour and aroma and are represented in an embossed wreath on the TERAJ label.

Together they create a distinctive lush, green herbaceous spirit with fresh citrus and a dry, delicate floral finish.



### Mountain Oak

Recently launched 'Mountain Oak' Whisky. An exclusive blend of Scotch malts and select Indian grain spirit.



### Snoski Vodka

A highly unique vodka crafted from alcohol distilled from the finest winter grains grown in the verdant environments of Himalayan Highlands. After a rigorous selection process, the grains are subject to the most advanced fermentation and multiple -stage distillation process to extract the purest form of alcohol for preparing the vodka.

This vodka is then passed through a select grade of activated charcoal made from coconut shell to ensure a smooth superior vodka that provides comfortable warmth and texture on the plate.



### Seventh Heaven Blue

Seventh Heaven Blue is a rare blend of aged premium scotch and finest Indian malts. Blended to perfection and rested to marry over time resulting in a smooth whisky. Each blend is duly approved and certified by our master blender.

Seventh Heaven Blue Ultra Premium Grain Whisky awakens your senses with a unique and exquisite palate experience.

### Governors' Reserve Blue

Governors' Reserve Blue Blended with finest imported scotch malts and matured indian spirits. Iconic reserve whisky for personal collection.



### Governors' Reserve Red

Presenting a unique expression of art by our master blender. This blend has been arrived after years of exploring combinations with the best scotch and malt whiskies across the world.

This unicorn of whiskies has a distinct personality and character. It is a perfectly balanced, light bodied whisky having an exceptional flavor and aroma. Governors Reserve is his tribute to the art of blending.



### "Oakton" Barrel Aged

"Oakton" Meticulously handcrafted to perfection by our master blender and matured in oak barrels. Mellow, smooth and full-bodied ensuring a well rounded palate experience and enjoyable peaty aroma



### Value & Value Plus

Our product excellence has ENABLED us to pioneer branding in the Value and Value Plus space. As a first for the industry, we gave the bottom of the pyramid consumer a better tasting product, along with superior packaging that the consumers otherwise expect from other FMCG lines. This has led to a higher value perception of our brands. Little wonder then, that every day we are redefining 'country liquor' in India. Endeavour has been to revolutionize the country liquor space with various offerings at different price points.







## Plant Locations

**Globus Spirits Limited,**  
Vill: Shyampur, Tehsil: Behror, Dist: Alwar, Rajasthan

**Haryana Organics (A u/o Globus Spirits Limited),**  
4K.M., Chulkana Road, Vill: Samalkha, Dist: Panipat, Haryana

**Associated Distilleries (A u/o Globus Spirits Limited),**  
National Highway, Hisar Bye-pass, Hisar, Haryana

**Globus Spirits Limited,**  
Vill: Duduha, Tehsil : Jandaha, Dist: Vaishali, Bihar

**Globus Spirits Limited,**  
Plot B-7, Panagarh Industrial Area,  
Panagarh, Dist: Burdwan, West Bengal

**Globus Spirits Limited,**  
Vill : Olda, Block-Baharagora, Tehsil: Ghatshila,  
Dist:East Singhbhum, Jharkhand

**Globus Spirits Limited**  
Vill ; Abbaspur, Aurangabad, Tehsil-Mitauli,  
Dist: Lakhimpur Kheri, Uttar Pradesh



# Organizational Excellence

Led by a blend of experience-led wisdom and youthful exuberance, Globus Spirits operates with high standards of Corporate Governance creating value for all of its stakeholders.

## **RIGHT STRATEGY**

Our unique 360-degree business model has been perfected over two decades. Our approach allows for greater control on quality of our consumer products and higher utilization of ENA facilities enabling us to generate healthy returns. The strategy is to get stronger in the manufacturing business which is the backbone of the company which gives us the confidence to target the consumer business and invest in it.

## **RIGHT PARTNERS**

We believe strong partnerships, whether it be in the form of relationships with customers, employees or investors, are critical in growth of a company. We have tirelessly worked towards building the right kind of partnerships and have established deep relationships with stakeholders.

## **RIGHT VALUES**

We operate on high standards of governance, fair and transparent in all our dealings whether internally or with our customers, suppliers, and dealers. We encourage a culture of participation and truthfulness.

## **RIGHT TEAM**

A strong team, unified in its vision, is critical to the success of any organisation. Over the years, we have built a dynamic and robust team backed by deep industry experience, reflected in a well-defined and effective organisation structure. The spends are really on creating teams and capabilities. Around~2.5 years back Mr. Paramjit Singh Gill, CEO, Consumer Division has joined us to scale up the consumer business.





# Manufacturing Excellence

Our manufacturing facilities are ENabling excellence by maximising yields from raw material. Our fully operational production units allow us to maximise alcohol yield while maximising production of by-products leading to complete utilisation of the raw material.

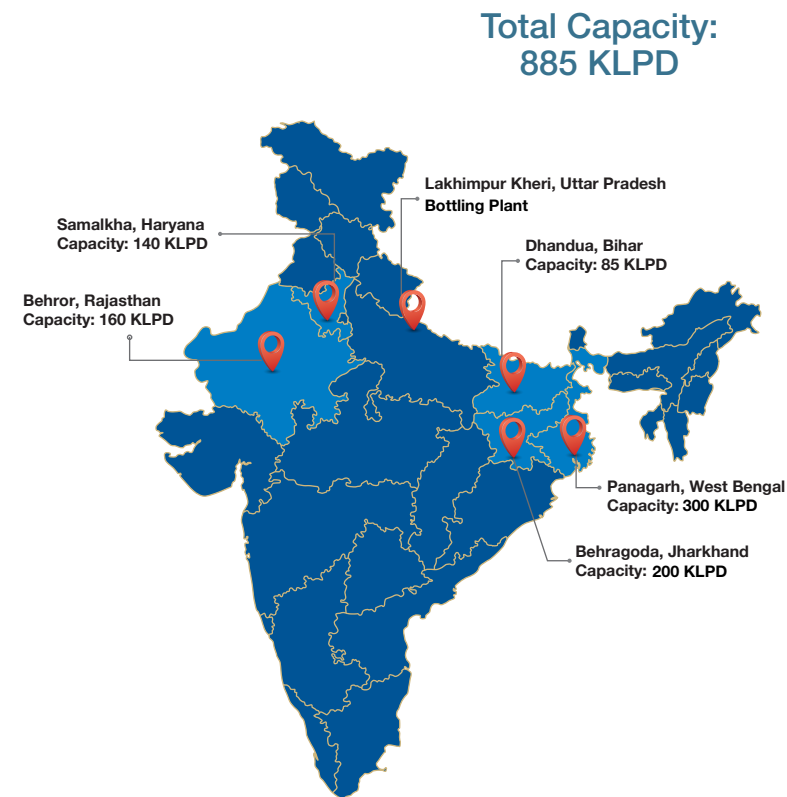
These facilities are also ENabling a clean environment with a zero-pollution footprint and cogeneration of power using renewable biomass as fuel.

Combined together with the experience of our leadership team, we can state proudly that our ability to run distilleries in India is unparalleled.

ENabled excellence in our manufacturing facilities helped us achieve in Fiscal 2024:

- ~301 million litres or ~885 KLPD of production with zero discharge
- End to end production of ~4 million cases of bottled beverages
- ~90% utilization of operating capacity
- Healthy relationship with India's top 2 IMFL companies ensures steady offtake

**Distilleries Across 05 States with a Total Capacity of 885 KLPD**




# State-of-the-Art Manufacturing Units (1/5)

## Behror (Rajasthan) Plant

**Capacity:** 54.4 Mn Ltrs

**Products :** Value, Value Plus, IMFL Liquor ; ENA, Ethanol and other By-products (Mainly AFS)





# State-of-the-Art Manufacturing Units (2/5)

## Samalkha (Haryana) Plant

**Capacity:** 47.6 Mn Ltrs

**Products:** Value, Value Plus, IMFL Liquor Franchisee IMFL;  
ENA, Ethanol and Other By-products (mainly AFS)



# State-of-the-Art Manufacturing Units (3/5)

## Panagarh (West Bengal) Plant

**Capacity:** 81.6 Mn Ltrs till Feb 2024 & 102.0 Mn Ltrs Effective March 2024

**Products:** Value, Value Plus, IMFL Liquor Franchisee IMFL;  
ENA, Ethanol and Other By-products (mainly AFS)





# State-of-the-Art Manufacturing Units (4/5)

## Hajipur (Bihar) Plant

**Capacity:** 28.9 Mn Ltrs

**Products:** Ethanol and Other By-products (mainly AFS)



# State-of-the-Art Manufacturing Units (5/5)

## Baharagora (Jharkhand) Plant

**Capacity:** 47.6 Mn Ltrs till Feb 2024 & 68 Mn Ltrs Effective March 2024

**Products:** ENA, Ethanol and Other By-products (mainly AFS)





# 360° EXPANSION IN FY 24

01

**MAINTAINED  
SIGNIFICANT  
MARKET SHARE IN  
REGULAR &  
OTHER SEGMENT  
IN STATES OF  
PRESENCE WITH  
TOTAL SALES OF  
~14.2 MN CASES**

02

**STEADY  
PERFORMANCE  
OF PRESTIGE  
BUSINESS WITH  
GROWTH OF 84%**

03

**ACHIEVED ROBUST  
PERFORMANCE IN  
BULK ALCOHOL  
PRODUCTION WITH  
VOLUME CAGR  
OF ~14% IN FY23-24**

Sustained high utilization levels  
due to 360° approach

Total capacity of ~301mn Bulk  
Litres of alcohol

04

**LEADING VALUE  
SEGMENT  
PLAYER WITH  
FOOTPRINT IN 4  
STATES**

05

**PROGRESSING  
INTO  
PREMIUM LIQUOR  
SEGMENT**

Present in 08 markets with a  
portfolio of 9 brands

06

**FINANCIAL  
HIGHLIGHTS\***

Strong growth of 12% YoY  
to reach total income (net of  
excise duty) of ₹24 Bn

EBITDA of ₹ 1,838 Mn and  
PAT of ₹967 Mn

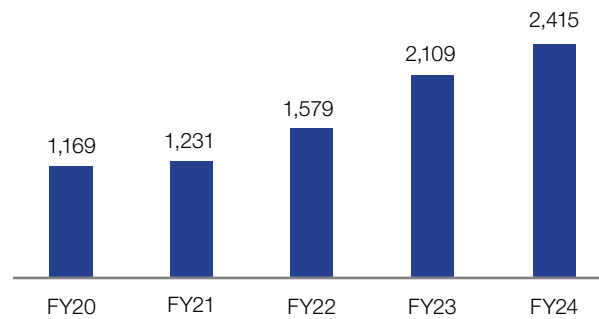
Sound balance sheet  
position with a debt-equity  
ratio of 0.33x



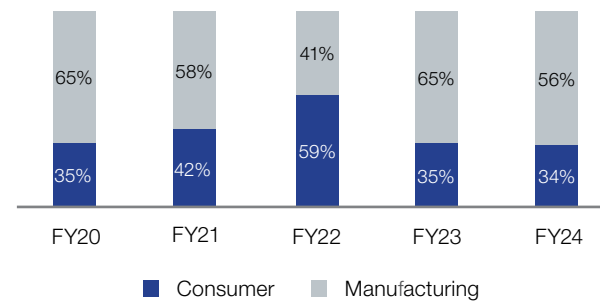


# Historical Financials

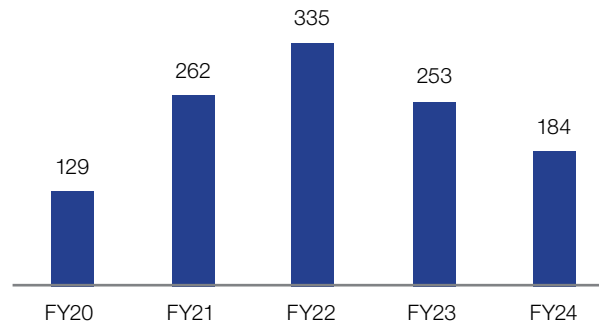
**Net Revenues** (₹ Crore)



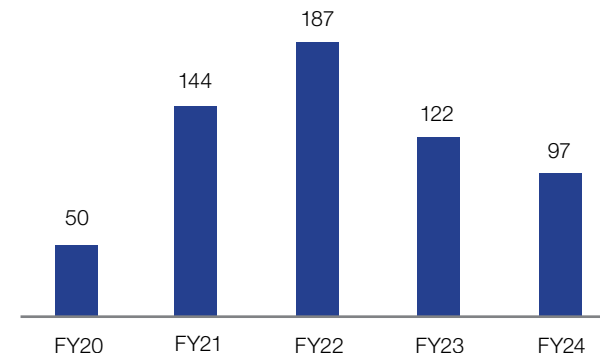
**Segment Revenue Split**



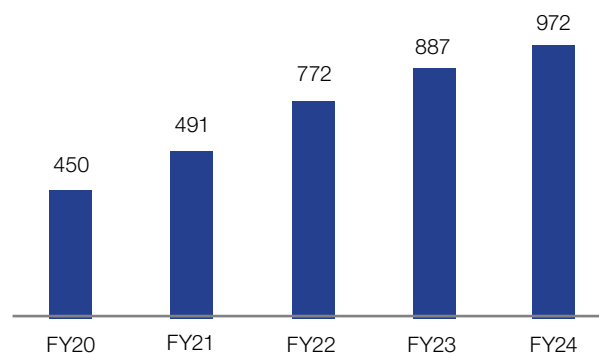
**EBITDA** (₹ Crore)



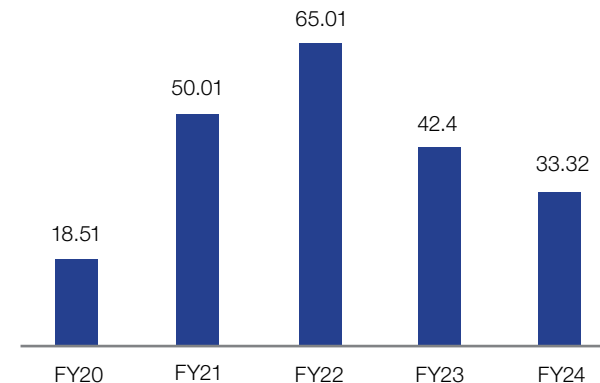
**Profit after Tax** (₹ Crore)



**Net Worth** (₹ Crore)



**EPS**



# Board's Report

To the Members

Your Board of Directors are pleased to present the 31<sup>st</sup> Annual Report and Audited Accounts for the year ended 31<sup>st</sup> March, 2024.

## FINANCIAL PERFORMANCE

(₹ In Lakhs)

| Particulars   | Current Year (2023-24) |              | Previous Year (2022-23) |
|---|------------------------|--------------|-------------------------|
|   | Standalone             | Consolidated | Standalone              |
| Total Revenue                                       | 316072.47              | 316075.47    | 283029.79               |
| Total Expenses                                      | 306907.50              | 307004.43    | 265023.10               |
| Profit before Exceptional items & Tax               | 9165.47                | 9071.04      | 18006.69                |
| Less: Provision for taxation including Deferred tax | (509.42)               | (532.85)     | 5786.89                 |
| Profit/ (Loss) after tax                            | 9674.88                | 9603.89      | 12219.80                |
| Basic EPS   | 33.58                  | 33.33        | 42.43                   |
| Diluted EPS   | 33.51                  | 33.26        | 42.39                   |

## PERFORMANCE OVERVIEW

During the year under review the company reported a growth of 11% in revenue as compare to previous year and PBT has been decreased by Rs.88crores from the previous year and also PAT has been decreased by 20% from the previous year. The Basic EPS of the Company is ₹ 33.58/- as compared to ₹ 42.43/- in the previous year and the Diluted EPS of the Company is ₹ 33.51/- as compared to ₹ 42.39/- in the previous year.

## THE YEAR IN PERSPECTIVE

In Fiscal 2024 the global economy remained resilient even though there were many disruptions like Inflation spiked following a Russian-Ukraine war, followed by a globally synchronized tightening of monetary policy, and attacks on commercial shipping in the Red Sea which led to a rise in global freight rates. However, India has shown resilience and is poised for further growth because of the strong economic policies in place.

In Fiscal 2024, your Company reported a growth of 15% in net revenues to reach ₹ 2,415crore due to performance in the manufacturing and consumer segment, and EBITDA stood at ₹ 184crores. EBITDA margins were at 8% due to the higher input costs, and investments in the IMFL segment. Net profit stood at ₹ 97Crores in the year under review.

The share of consumer business was 34% in Fiscal 2024. The Company continued to perform well in its key markets like Rajasthan with higher growth in the Value Plus (Medium Liquor) and continues to be the market leader, in this segment we enjoy a healthy EBITDA margin which leads to strong return ratios and is a fast-moving cash-cycle with a low asset base which helps us to invest in company's future growth opportunity which is the Prestige & Above segment. In Fiscal 2024, the sales from the IMFL segment picked up and contributed 6% of the top line of consumer revenue. We have been able to enter brand new categories such as the Read to Drink category, as well as the Beer category thanks to this vote of confidence. A premium segment currently contributes 2% of your company's revenue, and the company believes it will contribute to its next phase of growth. Your company has developed a strong portfolio of Prestige & Above segment brands, with six brands spread across six states. In the upcoming year, several launches of new products in select markets and existing products in new markets will be planned and executed.

The share of the manufacturing business was 66% in Fiscal 2024. It witnessed a growth of 17% as the plants were running at optimum utilisation and raw material prices increased which we partially passed on because of the strong nature of our business. Our incremental capacities of 60 KLPD each at Jharkhand and West Bengal will be operational from Q1 of FY25 and we expect further boost in topline from here on. There is no doubt that your company's strong presence in the manufacturing sector is the backbone of the business.

As a manufacturing company with a solid foundation, we are confident in exploring opportunities in the consumer segment.

## DIVIDEND

Your Directors are pleased to recommend dividend of Re. 3.50/- i.e. 35% per equity share of the company for the year 2023-24.



## PUBLIC DEPOSITS

The Company has neither accepted nor Invited any deposits from public under the provisions of Section 73 of the Companies Act, 2013 read with the Companies (Acceptance of Deposit) Rules 2014 and as such, no amount on account of principal or interest on deposits from public was outstanding as on the date of the balance sheet.

## DIRECTORS AND KEY MANAGERIAL PERSONNEL

Mr. Santosh Kumar Bishwal, Mr. Kunal Agarwal and Mr. Vivek Gupta, have resigned from the Board of Directors of the company w.e.f. 30<sup>th</sup> May 2024. The Board of Directors places on record its appreciation of the valuable contribution made by them. Further, Mr Amit Bhatiani has been inducted in the Board as an Independent Director and Mr. Sunil Chadha has been appointed as Chairman of the Board of Directors of the company w.e.f. 30<sup>th</sup> May 2024.

Dr. Bhaskar Roy, Executive Director of the company, retire by rotation and being eligible offer himself for re-appointment. The Board recommends his re-appointment.

## SUBSIDIARY COMPANY

Your Company has one subsidiary viz., M/s Bored Beverages Private Limited (Indian subsidiary).

In terms of proviso to sub section (3) of Section 129 of the Act, the salient features of the financial statement of the subsidiary is set out in the prescribed form **AOC-1**, which forms part of the annual report.

## CORPORATE GOVERNANCE

As per requirement of SEBI (Listing Obligations and Disclosure Requirements) Regulations, 2015, a Compliance Report on Corporate Governance has been annexed as part of the Annual Report.

## CORPORATE SOCIAL RESPONSIBILITY (CSR)

The CSR Policy of the Company and the details about the initiatives taken by the Company on CSR during the year as per the Companies (Corporate Social Responsibility Policy) Rules, 2014 have been disclosed in **Annexure-II** to this Report. Further details of composition of the Corporate Social Responsibility Committee and other details are provided the Corporate Governance Report which forms part of this report. The policy on Corporate Social Responsibility as approved by the Board of Directors is available on the website of the Company [www.globusspirits.com](http://www.globusspirits.com).

## NOMINATION AND REMUNERATION POLICY

The Nomination & Remuneration Policy as approved by the Board on recommendation of the Nomination & Remuneration Committee is available on website of the Company [www.globusspirits.com](http://www.globusspirits.com).

## AUDITORS

Pursuant to the provisions of Section 139 (1) and (2) of the Act 2013, M/s Walker Chandio & Co. LLP, Chartered Accountants, New Delhi, having ICAI Firm Registration No. 001076N/N500013, the Statutory Auditors of the Company was appointed in 30<sup>th</sup> AGM of the company to hold office till the conclusion of 35<sup>th</sup> AGM of the Company at the remuneration to be fixed by the Board of Directors / senior management of the Company, in addition to applicable taxes and actual out of pocket expenses incurred in connection with the audit of the accounts of the Company.

## AUDITORS' REPORT

The Auditors in their report have given a qualification and the response of your Directors with regards to it is as follows :

During the year ended 31 March 2023, the Income Tax Department had carried out search and seizure operation at the head office and other premises of the Company from 30<sup>th</sup> January 2023 to 03<sup>rd</sup> February 2023 under section 132 of the Income-tax Act, 1961 ('IT Act'). Subsequent to year end, the Company has received assessment orders for the last 10 assessment years in the first week of April'24 disallowing certain expenses resulting in an aggregate tax impact of ₹ 5,649 lacs (including interest). The Company has no tax demand for the AY 2014-15 to AY 2020-21 and for the remaining 3 years, the amount of tax demand is ₹ 4,093 lacs, out of which ₹ 532 lacs was paid as self-assessment tax during the quarter ended on 31 December 2023. The Company has filed an appeal u/s 246A of the IT Act for all the assessment years covered by the order and has paid ₹ 2,511 lacs under protest. The management has appointed an independent firm to review these disallowances and report to Audit committee and the Company has been legally advised that the tax demand may not be sustainable at the appellate forums. While the outcome is awaited, based on legal advice and company's preliminary assessment, management has determined that no material adjustments are needed with respect to the aforementioned matter in the financial results.

## COST AUDIT & COST AUDITOR

Your Company is required to maintain the Cost records as required under Section 148(1) of the Act and accordingly, such accounts and records are maintained by the Company. The Board of Directors appointed M/s JSN & Co., Cost Accountants, having Firm's registration no. 455, its office at 462/1, 1st Floor, Old MB Road, Lado Sarai, New Delhi-110030, as Cost Auditor for conducting the Cost Audit for the financial year 2024-25. The audit committee recommended their appointment and remuneration. The Company has also received necessary certificate under Section 141 of the Act 2013 conveying their eligibility for re-appointment. The remuneration fixed by the board, based on the recommendation of the audit committee is required to be ratified by the members at the Annual General

Meeting ('AGM') as per the provision of Section 148(3) of the Act 2013.

## SECRETARIAL AUDIT

Secretarial Audit Report has been annexed herewith and forms part of the this Report.

## Particulars of Top Ten Employees:

| Name                | Designation                     | Nature of Employment | Age | Date of Joining | Qualifications & Experience  | Previous Employment                              | %age of Equity shares held | Gross Remuneration |
|---------------------|---------------------------------|----------------------|-----|-----------------|--|--|----------------------------|--------------------|
| Ajay Kumar Swarup   | Managing Director               | Permanent            | 65  | 16-Jan-1993     | PGDBM (40 years of experience)   | M/s SVP Industries Ltd.                          | 0.08%                      | 39375000           |
| Shekhar Swarup      | Joint Managing Director         | Permanent            | 38  | 27-Oct-2008     | Degree in Business & Management (17 years of experience)                         | N.A.   | 0.13%                      | 33750000           |
| Paramjit Singh Gill | CEO- Consumer Division          | Permanent            | 63  | 01-Nov-2020     | M.Phil – Decision making, knowledge management & values (34 years of experience) | M/s Allied Blenders & Distillers Ltd.            | 0.05%                      | 24192004           |
| R.K. Malik          | President (Operation-North)     | Permanent            | 67  | 15/Aug/2000     | MBA (46 years of experience)   | M/s Golden Bottling                              | 0.00%                      | 10719996           |
| Bhaskar Roy         | Executive Director & COO        | Permanent            | 62  | 04-Oct-2005     | Mcom, FCA, PHD (35 years of experience)  | M/s Saraya Industries Limited                    | 0.00%                      | 10260000           |
| Nilanjan Sarkar     | CFO                             | Permanent            | 53  | 01-Sep-2021     | ICWA (28 years of experience)  | M/s Allied Blenders & Distillers Private Limited | 0.00%                      | 9720000            |
| Rajesh Fanda        | Business Head – Emerging Market | Permanent            | 53  | 24-Nov-2022     | PG- Diploma in Retail Management (30 years of experience)                        | M/s Alcobrew Distilleries India Limited          | 0.00%                      | 8559996            |
| Amitabh Singh       | Vice President                  | Permanent            | 57  | 16-Apr-2013     | B.Sc. Engineering (33 years of experience)                                       | M/s Radico Khaitan Limited                       | 0.00%                      | 8559996            |
| Pankaj Tyagi        | Vice President                  | Permanent            | 50  | 14-May-2015     | B.Sc. Engineering (26 years of experience)                                       | M/s Brahamaputra Biochem Pvt. Ltd.               | 0.00%                      | 7696008            |
| Akhil Arora         | Sr. V. P. - Commercial          | Permanent            | 43  | 30-May-2022     | PG in IRMA (over 21 years of experience)   | M/s Suguna Foods                                 | 0.00%                      | 7560009            |

Notes:

1. The percentage of equity share holding mentioned as above is as on 31<sup>st</sup> March 2024.
2. None of the Directors or employees are inter related to each other except Sh. Ajay K. Swarup, Managing Director of the company is the father of Sh. Shekhar Swarup, Joint Managing Director of the company.

## PARTICULARS OF EMPLOYEES

Statement pursuant to u/s 197 (12) of the Companies Act, 2013 read with the Companies (Appointment and Remuneration of Managerial Personnel) Rules, 2014, the particulars of top ten employees are as follows :-



## EMPLOYEE STOCK OPTION SCHEME

The Employee Stock Option Scheme was approved by the shareholders in the Annual General Meeting held on September 24, 2021. Total 2,87,992 Options were approved under the Employee Stock Option Scheme. Disclosure under SEBI (Share Based Employees Benefits and Sweat Equity) Regulations, 2021 regarding details of the “ESOP 2021” is given in **Annexure-III**. The Employee Stock Option Scheme containing all the relevant terms & conditions can be access at [https://www.globusspirits.com/investors\\_corporate\\_governance.php](https://www.globusspirits.com/investors_corporate_governance.php).

## ANNUAL RETURN

Pursuant to Section 92(3) read with Section 134(3)(a) of the Act, the Annual Return as on March 31, 2024 can be accessed on the Company's website at [https://www.globusspirits.com/investors\\_corporate\\_governance.php](https://www.globusspirits.com/investors_corporate_governance.php)

## CONSERVATION OF ENERGY / TECHNOLOGY ABSORPTION / RESEARCH & DEVELOPMENT ETC.

Particulars as required under Rule 8 (3) of the Companies (Accounts) Rules, 2014 are given in **Annexure I** and form part of this report.

## MANAGEMENT'S DISCUSSION AND ANALYSIS OF FINANCIAL CONDITION AND RESULTS OF OPERATIONS.

Management's Discussion and Analysis Report has been annexed and forms part of the this Report.

## DIRECTORS RESPONSIBILITY STATEMENT

**Pursuant to the requirement under Section 134 (5) of the Companies Act, 2013, with respect to Directors Responsibility Statement, it is hereby confirmed**

1. That in preparation of the Annual Accounts for the financial year 2023-24, the applicable Accounting Standards have been followed along with explanation relating to material departures, if any.
2. That the Directors have selected such accounting policies and applied them consistently and made judgments and estimates that are reasonable and prudent so as to give a true and fair view of the State of Affairs of the Company as at 31<sup>st</sup> March, 2024 and of the results of the Company for that period.
3. That the directors had taken proper and sufficient care for the maintenance of adequate accounting records in accordance with the provisions of the Companies Act, 2013, for safeguarding the assets of the Company and for preventing and detecting fraud and other irregularities.
4. That the directors had prepared the Annual Accounts for the financial year 2023-24 on a going concern basis.

5. That they have laid down internal financial controls to be followed by the Company and that such internal financial controls are adequate and operating properly ; and
6. That they have devised proper systems to ensure compliance with the provisions of all applicable laws and that such systems were adequate and operating effectively.

## NUMBER OF MEETINGS OF THE BOARD

Five meetings of the Board of Directors of the Company were held during the financial year. For details of the meetings of the Board, please refer to the Corporate Governance Report, which forms part of the Annual Report. .

## COMMITTEES OF THE BOARD

Composition and other details pertaining to various Committees of the Board of Directors have been disclosed in the Corporate Governance Report.

## INDEPENDENT DIRECTORS' DECLARATION

All the Independent Directors, have submitted a declaration that each of them meets the criteria of independence as provided in Sub-Section (6) of Section 149 of the Act and SEBI (Listing Obligations and Disclosure Requirements) Regulations, 2015. Further, there has been no change in the circumstances which may affect their status as independent director during the year.

## POLICY OF DIRECTORS' APPOINTMENT AND REMUNERATION

Company's policy on Directors' appointment and remuneration including criteria for determining qualifications, positive attributes, independence of a director and other matters provided under section 178(3) of the Act are covered in Corporate Governance Report which forms part of this Report.

## CODE OF CONDUCT FOR DIRECTORS AND SENIOR MANAGEMENT

The Directors and members of Senior Management have affirmed compliance with the Code of Conduct for Directors and Senior Management of the Company. A declaration to this effect has been signed by the Managing Director and forms part of the Annual Report.

## CODE FOR PREVENTION OF INSIDER TRADING

Your Company has adopted a comprehensive 'Code of Conduct to Regulate, Monitor and Report of Trading by Insiders' and also a 'Code of Practices and Procedures for Fair Disclosure of Unpublished Price Sensitive Information' relating to the Company, under the provisions of the Securities Exchange Board of India (Prohibition of Insider Trading) Regulations, 2015. The Board of Directors have approved and adopted the 'Code of Conduct to Regulate, Monitor and Report of Trading by Insiders'

and a 'Code of Practices and Procedures for Fair Disclosure of Unpublished Price Sensitive Information'.

## RELATIONSHIP BETWEEN DIRECTORS INTER-SE

None of the Directors are related to each other within the meaning of the term "relative" as per Section 2(77) of the Act and SEBI (Listing Obligations & Disclosure Requirements) Regulations, 2015 except Sh. Shekhar Swarup (Joint Managing Director) is the son of Sh. Ajay Kumar Swarup (Managing Director) of the Company.

## ANNUAL PERFORMANCE EVALUATION

The Board of Directors has carried out an annual evaluation of its own performance, board committees, and individual directors including Independent Directors pursuant to the provisions of the Companies Act 2013 and Securities and Exchange Board of India (Listing Obligations and Disclosure Requirements) Regulations 2015 The performance was evaluated by the Board after seeking inputs from all the directors on the basis of criteria such as the board composition & structure, Board meetings & Procedures, Board Development, Risk Management, effectiveness of board processes, information and functioning, succession planning etc.

## PARTICULARS OF LOANS, GUARANTEES AND INVESTMENTS

The particulars of loans, guarantees and investments , as per Section 186 of the Act, have been disclosed in the financial statements.

## SECRETARIAL STANDARDS

All the provisions of Secretarial standards has been complied by the Company during Financial Year 2023-24.

## TRANSACTIONS WITH RELATED PARTIES

The Company has entered into contract / arrangements with the related parties in the ordinary course of business and on arm's length basis. The details are mentioned in the notes to accounts of the financial statements. Policy on materiality of Related Party Transactions can be accessed on the company's website [www.globusspirits.com](http://www.globusspirits.com).

## INTERNAL CONTROL

The information about internal controls is set out in the Management Discussion & Analysis report which is attached and forms part of this Report.

## RISK MANAGEMENT

The Company has a Risk Management Committee & also it has in place a Risk Management Policy to deal with various risks arising in the course of business. The key responsibilities of

Risk Management Committee are namely, Identification of risks, Implementing and monitoring the risk management plan for the Company and reframe the risk management plan and policy as it may deem fit, lay down procedures to inform Board members about the risk assessment and minimization procedures, Monitoring and reviewing of the risk management plan from time to time and activities as may be required to be done under the Companies Act 2013 or SEBI listing Regulations.

## ANTI-SEXUAL HARASSMENT POLICY

The Company has in place an Anti-Sexual Harassment Policy in line with the requirements of the Sexual Harassment of Women at Workplace (Prevention, Prohibition and Redressal) Act, 2013. Internal Complaints Committee has been set up to redress complaints received on sexual harassment. All employees (permanent, contractual, temporary, trainees) are covered under this policy. No complaint on sexual harassment was received during the period under review.

## VIGIL MECHANISM

The Company has established a vigil mechanism for Directors and employees to report their genuine concerns.

## DIVIDEND DISTRIBUTION POLICY

As required under Regulation 43A of the Listing Regulations, the Company has formulated a Dividend Distribution Policy. This policy can be viewed on the Company's website at <https://www.globusspirits.com/documents/key-policies/Dividend%20Distribution%20Policy-GSL.pdf>

## PARTICULARS OF REMUNERATION

The information required under section 197 of the Companies Act, 2013 and the rules made there under, in respect of employees of the Company, is follows :-

- (a) The ratio of the remuneration of each director to the median remuneration of the employees of the Company

| Executive Directors                                | Ratio to the Median Remuneration* |
|--|-----------------------------------|
| Mr. Ajay Kumar Swarup                              | 117.19                            |
| Mr. Shekhar Swarup                                 | 100.45                            |
| Dr. Bhaskar Roy                                    | 30.54                             |
| <b>Non-Executive Directors (Sitting Fees only)</b> |                                   |
| Sh. Santosh Kumar Bishwal                          | 1.49                              |
| Sh. Vivek Gupta                                    | 1.40                              |
| Sh. Kunal Agarwal                                  | 1.86                              |
| Sh. Sunil Chadha                                   | 1.72                              |
| Ms. Ruchika Bansal                                 | 4.48                              |
| Mr. Ajay Baliga                                    | 11.20                             |

\* for the purpose of comparison 12 months salary has been considered for all the employees even though any employee has worked for less than 12 months



**(b) The percentage increase in remuneration of each Director, Chief Executive Officer, Chief Financial Officer, Company Secretary or Manager, if any, in the financial year**

| Name of the Person                                  | % increase in Remuneration |
|---|----------------------------|
| Mr. Ajay Kumar Swarup<br>(Managing Director)        | 25%                        |
| Mr. Shekhar Swarup<br>(Joint Managing Director)     | 25%                        |
| Dr. Bhaskar Roy<br>(Executive Director)             | 8%                         |
| Sh. Santosh Kumar Pattanayak<br>(Company Secretary) | 8%                         |
| Sh. Nilanjan Sarkar (CFO)                           | 8%                         |

**(c) The percentage increase in the median remuneration of employees in the financial year:**

7.28% (Since there is lot of variation in the no. of employees during the current year as compare to previous year, comparison of the exact median remuneration may not be accurate.)

**(d) The number of permanent employees on the rolls of Company as on 31/03/2024 : 908**

**(e) The average percentile increase already made in the salaries of employees other than the managerial personnel in the last financial year and its comparison with the percentile increase in the managerial remuneration and justification thereof and point out if there are any exceptional circumstances for increase in the managerial remuneration :**

The average increase in salaries of employees other than managerial personnel in 2023-24 was 9% approximately. Percentage increase in the managerial remuneration for the year was also approximately 15%.

**(f) The affirmation that the remuneration is as per the remuneration policy of the Company :**

The Company's remuneration policy is driven by the success and performance of the individual employees and the Company. Through its compensation package, the Company endeavors to attract, retain, develop and motivate a high performance staff. The Company follows a

compensation mix of fixed pay, benefits and performance based variable pay. Individual performance pay is determined by business performance and the performance of the individuals measured through the annual appraisal process. The Company affirms remuneration is as per the remuneration policy of the Company.

**PECUNIARY RELATIONSHIP OR TRANSACTIONS OF NON-EXECUTIVE DIRECTORS**

During the year, the Non-Executive Directors of the Company had no pecuniary relationship or transactions with the Company.

**MISCELLANEOUS**

Details in respect of frauds reported by auditors under sub-section (12) of section 143 other than those which are reportable to the Central Government : The Auditors have not reported any fraud under section 143(12) of the Act.

The amounts, if any, which it proposes to carry to any reserves: There is no amount which is transferred to reserves. The closing balance of the retained earnings of the Company after all appropriation and adjustments forms part of surplus retained by the Company.

Material changes and commitments, if any, affecting the financial position of the company which have occurred between the end of the financial year of the company to which the financial statements relate and the date of the report: There have been no material changes and commitment, affecting the financial position of the Company which occurred between the end of the FY2024 till the date of this Report, other than those already mentioned in this Report.

The change in the nature of business, if any: There was no change in the nature of business during the year under review

The names of companies which have become or ceased to be its Subsidiaries, joint ventures or associate companies during the year: No company has become or ceased to be a subsidiary, joint venture or associate company of the Company, during the year except that M/s Bored Beverages Private Limited (Indian subsidiary) has become subsidiary of the Company during the financial year under review.

The details of significant and material orders passed by the regulators or courts or tribunals impacting the going concern status and company's operations in future : No significant and material orders were passed by the regulators or court or

tribunals impacting the going concern status and Company's operations in future

The details in respect of adequacy of internal financial controls with reference to the Financial Statements: The Company has adequate internal financial control systems in place. The control systems are regularly reviewed and updated as per the requirement and circumstances.

The details of difference between amount of the valuation done at the time of one time settlement and the valuation done while taking loan from the Banks or Financial Institutions along with the reasons thereof: During the financial year, no one time settlement was made with respect to any amount of loan raised by the Company from any banks or financial institution.

The details of application made or any proceeding pending under the Insolvency and Bankruptcy Code, 2016 (31 of 2016) during the year along with their status as at the end of the financial year: During the financial year under review, the Company has neither made any application nor any proceedings are pending under the Insolvency and Bankruptcy Code, 2016.

**ACKNOWLEDGEMENT**

The Board wishes to place on record its appreciation for the wholehearted support and valuable co-operation extended to the Company by the Central & the State Governments, Bankers, Suppliers, Associates, Contractors, employees and shareholders.

**For and on behalf of the Board of Directors**

(Dr. Bhaskar Roy)  
**Executive Director & COO**

(Ajay K. Swarup)  
**Managing Director**

(Santosh Kumar Pattanayak)  
**Company Secretary**

(Shekhar Swarup)  
**Joint Managing Director**

Place : New Delhi  
Date : May 30, 2024



# Annexure -I

## to the Directors' Report 2023-24

Particulars required under Rule 8 (3) of the Companies (Accounts) Rules, 2014.

### (A) Conservation of Energy

Conservation of energy is a high priority area for the Company and the Company has proper system for reduction of consumption of energy.

#### a) Energy Conservation Measures Taken:

- 1) Setting up evaporators for all plants to concentrate effluent which will give value addition of final product as cattle feed, zero discharge for environmental protection and water availability as hot condensate for process reuse, saving on use of fresh cold water and heat/energy saving.
- 2) Recycle of hot high temperature spent lyes and hot condensate streams for process/boiler and saving fresh cold DM water and energy in terms of heat saving with hot spent lyes.
- 3) Lowering the steam pressure in jet cookers to enable generation of power from steam used and reduce steam consumption to 50% of the present usage.

#### b) Additional Investments & Proposals, if any, being implemented for reduction of consumption of Energy:

- 1) Increasing alcohol percentage in fermentation thereby lowering effluent quantity generation and production at lower steam consumption per liter of product.
- 2) Reconfiguration of high temperature streams to reduce steam consumption in process such as liquefaction & evaporation.

#### c) Impact of measures at (a) & (b) above for reduction or energy consumption & consequent impact on the cost of production of goods:

- As mentioned in point (a)

### (B) Technology Absorption

FORM - B

(Form for Disclosure of Particulars with respect to Absorption.)

- (i) The Company's plants are based on indigenous technology which has been fully absorbed.
- (ii) The Company does not have separate Research & Development Section. However, steps are being taken continuously for:
  - a Improvement in product quality
  - b Improvement in productivity
  - c Improvement in cost effectiveness
- (iii) Expenditure of R & D .....Nil

### (C) Foreign Exchange earnings & Outgo

|   | 2023-2024      | 2022-2023      |
|---|----------------|----------------|
| Foreign Exchange earnings (Export Sale)   | INR70.60crores | INR52.02crores |
| Foreign Exchange used (Import of Machine) | NIL            | NIL            |

For and on behalf of the Board of Directors

(Dr. Bhaskar Roy)  
Executive Director & COO

(Ajay K. Swarup)  
Managing Director

(Santosh Kumar Pattanayak)  
Company Secretary

(Shekhar Swarup)  
Joint Managing Director

Place : New Delhi  
Date : May 30, 2024

# Annexure -II

## to the Directors' Report 2023-24

### CORPORATE SOCIAL RESPONSIBILITY

#### 1. Brief outline on CSR Policy of the Company:

The Corporate Social Responsibility Policy ('CSR Policy') of Globus Spirits Limited has been formulated in accordance with Section 135 of the Companies Act 2013 and the rules made there under. The CSR Policy shall apply to all the CSR activities undertaken by the Company.

#### 2. Composition of the CSR Committee

| Sl. No. | Name of Director          | Designation/Nature of Directorship | Number of meetings of CSR Committee held during the year | Number of meetings of CSR Committee attended during the year |
|---------|---------------------------|------------------------------------|--|--|
| 1       | Mr. Santosh Kumar Bishwal | Chairman                           | 2  | 2  |
| 2       | Mr. Vivek Gupta           | Member                             | 2  | 1  |
| 3       | Mr. Shekhar Swarup        | Member                             | 2  | 2  |
| 4       | Dr. Bhaskar Roy           | Member                             | 2  | 2  |

#### 3. Web-link where Composition of CSR committee, CSR Policy and CSR projects approved by the board are disclosed on the website of the company: [www.globusspirits.com](http://www.globusspirits.com)

#### 4. Details of Impact assessment of CSR projects carried out in pursuance of sub- rule (3) of rule 8 of the Companies (Corporate Social Responsibility Policy) Rules, 2014, if applicable:

The provisions relating to Impact assessment of CSR project carried out in pursuance of sub-rule rule (3) of rule 8 of the Companies (Corporate Social Responsibility Policy) Rules, 2014 is not applicable on the company.

#### 5. Details of the amount available for set off in pursuance of sub-rule (3) of rule 7 of the companies (Corporate Social Responsibility Policy) Rules, 2014 and amount required for set off for the financial year, if any –

| Sl. No. | Financial Year | Amount available for set-off from preceding financial years (in Rs. ) | Amount required to be set-off for the financial year, if any (in Rs. ) |
|---------|----------------|---|--|
|         |                | Nil   |  |

#### 6. Average net profit of the company as per section 135(5): Rs.228,01,06,505/-

#### 7. (a) Two percent of average net profit of the company as per section 135(5): Rs.4,56,02,130/-

(b) Surplus arising out of the CSR projects or programmes or activities of the previous financial year: Nil

(c) Amount required to be set off for the financial year, if any : Nil

(d) Total CSR obligation for the financial year ( 7a+7b-7c) : Rs.4,56,02,130/-

#### 8. (a) CSR amount spent or unspent for the financial year:

| Total Amount spent for the Financial year. (in Rs.) | Amount Unspent (in Rs.)**<br>(** including the amount unspent for the previous year.) |                  |   |         |                  |
|---|---|------------------|---|---------|------------------|
|   | Total Amount transferred to unspent CSR Account as per section 135(6)                 |                  | Amount transferred to any fund specified under Schedule VII as per second proviso to section 135(5) |         |                  |
|   | Amount  | Date of transfer | Name of the Fund  | Amount. | Date of transfer |
| Rs 4,78,70,893/-                                    | -   | -                | -   | -       | -                |



8 (b) Details of CSR amount spent against ongoing projects for the financial year: Nil

| S. No. | Name of the Project | Item from the list of activities in Schedule VII to the Act. | Local Area (Yes/ NO) | Location of the Project |          | Project duration | Amount allocated for the project (in Rs. Million) | Amount spent in the current financial year (in Rs. Million) | Amount transferred to unspent CSR account for the project as per Section 135(6) (in Rs. Million) | Mode of Implementation Direct (Yes/No) | Mode of Implementation – Through Implementing Agency | Name |                         | CSR Registration Number |
|--------|---------------------|--|----------------------|-------------------------|----------|------------------|---|---|--|--|--|------|-------------------------|-------------------------|
|        |                     |  |                      | State                   | District |                  |   |   |  |  |  | Name | CSR Registration Number |                         |

(c) Details of CSR Amount spent against other than ongoing projects for the financial year:

| (1)<br>Sl. No. | (2)<br>Name of the project   | (3)<br>Items from the list of activities in schedule VII to the Act  | (4)<br>Local Area (Yes/ No) | (5)<br>Location of the project                     |   | (6)<br>Amount spent for the project (in Rs.) | (7)<br>Mode of Implementation-Direct (Yes/No) | (8)<br>Mode of implementation Through Implementing agency |                         |
|----------------|--|--|-----------------------------|--|---|--|---|---|-------------------------|
|                |  |  |                             | State  | District  |  |   | Name  | CSR Registration Number |
| 1              | Engaged in impacting social changes, economic changes, environmental changes   | Ensuring Social awareness, economic changes and Environmental sustainability   | Yes                         | Jharkhand & West Bengal                            | East Singhbhoom (Jharkhand), Burdwan (West Bengal)  | Rs.2,00,00,000/-                             | No  | M/s India Paryavaran Sahayak Foundation                   | CSR00007947             |
| 2              | Conducting Entrepreneurship training, technical training, computer training, career counselling, organic farming training..etc | Conducting Entrepreneurship training, technical training, computer training, career counselling, organic farming training..etc | Yes                         | Rajasthan, Bihar, Jharkhand, West Bengal & Haryana | Alwar (Rajasthan), Hajipur (Bihar), Hisar and Panipat (Haryana), East Singhbhoom (Jharkhand), Burdwan (West Bengal) | Rs.2,78,70,893/-                             | Yes   | M/s Inshakti Foundation                                   | CSR00020883             |

(d) Amount spent in Administrative Overheads: Nil

(e) Amount spent on Impact Assessment, if applicable: Nil

(f) Total amount spent for the Financial Year (8b+8c+8d+8e): Rs. 4,78,70,893/-

(g) Excess amount for set off, if any: Nil

| Sl. No. | Particular  | Amount (in Rs. million) |
|---------|---|-------------------------|
| (i)     | Two percent of average net profit of the company as per section 135(5)                                      | Rs. 4,56,02,130/-       |
| (ii)    | Total amount Spent for the Financial Year   | Rs. 4,78,70,893/-       |
| (iii)   | Excess amount spent for the financial year (ii)-(i)   | Rs.22,68,763/-          |
| (iv)    | Surplus arising out of the CSR projects or programmes or activities of the previous financial years, if any | Nil                     |
| (v)     | Amount available for set off in succeeding financial years [(iii)-(iv)]                                     | Nil                     |

9 (a) Details of Unspent CSR amount for the preceding three financial years: Nil

| Sl. No. | Preceding Financial Year | Amount transferred to unspent CSR Account under section 135 (6) (in Rs. million) | Amount spent in the reporting Financial Year (in Rs. million) | Amount transferred to any fund specified under Schedule VII as per Section 135(6), if any |                 |                  | Amount remaining to be spent in succeeding financial years. (in Rs. million) |
|---------|--------------------------|--|---|---|-----------------|------------------|--|
|         |                          |  |   | Name of the Fund  | Amount (in Rs.) | Date of Transfer |  |

(b) Details of CSR amount spent in the financial year for ongoing projects of the preceding financial year(s): Nil

| (1)<br>Sl. No. | (2)<br>Project ID | (3)<br>Name of the Project | (4)<br>Financial Year in which the project was commenced | (5)<br>Project Duration | (6)<br>Total amount allocated for the project (in Rs.) | (7)<br>Amount spent on the project in the reporting Financial year (in Rs.) | (8)<br>Cumulative amount spent at the end of the reporting Financial Year (in Rs.) | (9)<br>Status of the Project- Completed/ Ongoing |
|----------------|-------------------|----------------------------|--|-------------------------|--|---|--|--|
|----------------|-------------------|----------------------------|--|-------------------------|--|---|--|--|

10. In case of creation or acquisition of capital asset, furnish the details relating to the asset so created or acquired through CSR spent in the financial year: Nil

- Date of creation or acquisition of the capital asset(s).
- Amount of CSR spent for creation or acquisition of capital asset.
- Details of the entity or public authority or beneficiary under whose name such capital asset is registered, their address etc.
- Provide details of the capital asset(s) created or acquired ( including complete address and location of the capital asset)

11. Specify the reason(s), if the company has failed to spend two per cent of the average net profit as per section 135(5) : Nil

For and on behalf of the Board of Directors

(Dr. Bhaskar roy)  
Executive Director

(Ajay K. Swarup)  
Managing Director

Place: New Delhi  
Date: 30<sup>th</sup> May 2024



# Annexure -III

## to the Directors' Report 2023-24

### ESOP Disclosures pursuant to Securities and Exchange Board of India (Share Based Employee Benefits and Sweat Equity) Regulations, 2021

#### Details related to ESOP

- (i) Brief terms and conditions of ESOP, including -
- Date of shareholders' approval : 24<sup>th</sup> Sep 2021
  - Total number of options approved under ESOP : 2,87,992 shares
  - Vesting requirements : It is mandatory
  - Exercise price or pricing formula : Rs.10/- per share
  - Maximum term of options granted : Minimum One year
  - Source of shares (primary, secondary or combination) : Additional shares.
  - Variation in terms of options : Yes, as may be determined by the Nomination and Remuneration Committee
- (ii) Method used to account for ESOP - Fair Value.
- (iii) Where the company opts for expensing of the options using the intrinsic value of the options, the difference between the employee compensation cost so computed and the employee compensation cost that shall have been recognized if it had used the fair value of the options shall be disclosed. The impact of this difference on profits and on EPS of the company shall also be disclosed. : --Not Applicable--
- (iv) Option movement during the year (For each ESOP):

| Particulars   | Details       |
|---|---------------|
| Number of options outstanding at the beginning of the period                                  | 2,87,992      |
| Number of options granted during the year   | 69,425        |
| Total Number of options granted in previous year(s)   | 20,284        |
| Number of options forfeited / lapsed during the year  | 200           |
| Number of options vested during the year  | 20084         |
| Number of options exercised during the year   | 19884         |
| Number of shares arising as a result of exercise of options                                   | 19884         |
| Money realized by exercise of options (INR), if scheme is implemented directly by the company | Rs.1,98,840/- |
| Loan repaid by the Trust during the year from exercise price received                         | -             |
| Number of options outstanding at the end of the year  | 1,98,283      |
| Number of options exercisable at the end of the year  | -             |

- (v) Weighted-average exercise prices and weighted-average fair values of options shall be disclosed separately for options whose exercise price either equals or exceeds or is less than the market price of the stock. – Not Applicable--

- (vi) Employee wise details (name of employee, designation, number of options granted during the year, exercise price) of options granted to, during the year -

- (a) senior managerial personnel as defined under Regulation 16(d) of the Securities and Exchange Board of India (Listing Obligations and Disclosure Requirements) Regulations, 2015;

| Name of Employee    | No. of shares for which options has been granted |
|---------------------|--|
| Paramjit Singh Gill | 43350  |
| Nilanjan Sarkar     | 1833   |
| Kunal Sikka         | 200  |
| Rajesh Fanda        | 1000   |
| Jasbir Singh        | 1000   |
| Satender Kumar      | 200  |
| Buddhadeb Roy       | 200  |
| Anitha Nair         | 667  |

- (b) any other employee who receives a grant in any one year of option amounting to 5% or more of option granted during that year; and

| Name of Employee    | No. of shares for which options has been granted |
|---------------------|--|
| Paramjit Singh Gill | 43350  |

- (c) *Identified employees who were granted option, during any one year, equal to or exceeding 1% of the issued capital (excluding outstanding warrants and conversions) of the company at the time of grant.*

-- Nil----

- (vii) *A description of the method and significant assumptions used during the year to estimate the fair value of options* : ESOP valuation was done by estimating the company's equity instrument's fair value using Income, Asset or Market Approach (like Business Valuation) and thereafter applying Option Pricing valuation method including Black Scholes or Binomial method to value the option. The fair value of the equity of the company was considered basis the equity valuation conducted and the valuation report as made available to us for period in which the options are granted. Accordingly, the same has been considered for the purpose of valuation of ESOPs. Using the fair value of the equity of the company which is the price of the equity shares of the company, Black Scholes model is applied to arrive at the valuation of the ESOP's issued/ to be issued by the company.

# Secretarial Audit Report

## For the financial year ended 31 March, 2024

[Pursuant to Section 204(1) of the Companies Act, 2013 and Rule No. 9 of the Companies (Appointment and Remuneration of Managerial Personnel) Rules, 2014]

To,

**The Members,  
Globus Spirits Limited**

CIN: L74899DL1993PLC052177

We have conducted the secretarial audit of the compliance of applicable statutory provisions and the adherence to good corporate practices by M/s Globus Spirits Limited (hereinafter called "the Company"). Secretarial Audit was conducted in a manner that provided us a reasonable basis for evaluating the corporate conducts/statutory compliances and expressing our opinion thereon.

Based on our verification of the Company's books, papers, minute books, forms and returns filed and other records maintained by the company and also the information provided by the Company, its officers, agents and authorized representatives during the conduct of secretarial audit, we hereby report that in our opinion, the Company has, during the audit period covering the financial year ended on March 31, 2024, complied with the statutory provisions listed hereunder and also that the Company has proper Board-processes and compliance mechanism in place to the extent, in the manner and subject to the reporting made hereinafter:

We have examined the books, papers, minute books, forms and returns filed and other records maintained by the Company for the financial year ended on March 31, 2024

According to the provisions of:

- The Companies Act, 2013 ("the Act") and the rules made thereunder, as applicable;
- The Securities Contracts (Regulation) Act, 1956 ('SCRA') and the rules made thereunder;
- The Depositories Act, 1996 and the Regulations and Bye-laws framed thereunder;
- Foreign Exchange Management Act, 1999 and the rules and regulations made thereunder to the extent of Foreign Direct Investment, Overseas Direct Investment and External Commercial Borrowings;

- (v) The following Regulations and Guidelines prescribed under the Securities and Exchange Board of India Act, 1992 ('SEBI Act'), wherever applicable :-

- The Securities and Exchange Board of India (Substantial Acquisition of Shares and Takeovers) Regulations, 2011;
- The Securities and Exchange Board of India (Prohibition of Insider Trading) Regulations, 2015;
- The Securities and Exchange Board of India (Issue of Capital and Disclosure Requirements) Regulations, 2018;
- The Securities and Exchange Board Of India (Share Based Employee Benefits and Sweat Equity) Regulations, 2021;
- The Securities and Exchange Board of India (Issue and Listing of Non Convertible Securities) Regulations, 2021;
- The Securities and Exchange Board of India (Registrars to an Issue and Share Transfer Agents) Regulations, 1993 regarding the Companies Act 2013 and dealing with client;
- The Securities and Exchange Board of India (Delisting of Equity Shares) Regulations, 2021;
- The Securities and Exchange Board of India (Buyback of Securities) Regulations, 2018.
- The Securities and Exchange Board of India (Listing Obligations and Disclosure Requirements) Regulations, 2015 and;
- The Securities and Exchange Board of India (Depositories and Participants) Regulations, 2018

We have also examined compliance with the applicable clauses of the following:

- Secretarial Standards issued by the Institute of Company Secretaries of India.
- The Listing Agreements entered into by the Company with BSE Limited and National Stock Exchange of India Limited.

During the period under review the Company has complied with the provisions of the Act, Rules, Regulations, Guidelines, Standards, etc. mentioned above.



We further report that:

The Board of Directors of the Company is duly constituted with proper balance of Executive Directors, Non-Executive Directors and Independent Directors. The changes in the composition of the Board of Directors that took place during the period under review were carried out in compliance with the provisions of the Act.

Adequate notice is given to all directors to schedule the Board Meetings, agenda and detailed notes on agenda were sent at least seven days in advance except wherever a meeting was duly called on shorter notice as per the prescribed procedure, and a system exists for seeking and obtaining further information and clarifications on the agenda items before the meeting and for meaningful participation at the meeting.

Majority decision is carried through while the dissenting members' views are captured and recorded as part of the minutes.

We further report that there are adequate systems and processes in the Company commensurate with the size and operations of the Company to monitor and ensure compliance with applicable laws, rules, regulations and guidelines.

We further report that during the audit period, the Company has not undertaken any such events as public or rights or preferential issue of shares, debentures or sweat equity; redemption or buy-back of securities; major decisions by the Members in pursuance to Section 180 of the Companies Act, 2013; reconstruction; Foreign

Technical Collaboration or any other like event(s)/action(s) having a major bearing on the Company's affairs in pursuance of the above referred laws, rules, regulations, guidelines, standards, et cetera.

**For SKP & Co.**  
Company Secretaries

(CS Sundeep K. Parashar)  
M. No. : FCS 6136  
C.P. No. : 6575

Date: 30.05.2024 PR : 1323/2021  
Place: Vaishali, NCR Delhi UDIN : F006136F000491071

Note: This report is to be read with our letter of even date which is annexed as Annexure A and forms an integral part of this report.

Annexure- A

To,  
**The Members,**  
**Globus Spirit Limited,**  
CIN: L74899DL1993PLC052177

Our report of even date is to be read along with this letter.

Maintenance of secretarial record is the responsibility of the management of the Company. Our responsibility is to express an opinion on these secretarial records based on our audit.

1. We have followed the audit practices and processes as were appropriate to obtain reasonable assurance about the correctness of the contents of the Secretarial records. The verification was done on test basis to ensure that correct facts are reflected in secretarial records. We believe that the processes and practices we followed provide a reasonable basis for our opinion.
2. We have not verified the correctness and appropriateness of financial record and Books of Accounts of the Company.
3. Wherever required, we have obtained the Management Representation about the compliance of laws, rules and regulations and happening of events etc.
4. The compliance of the provisions of corporate and other applicable laws, rules, regulations, standards is the responsibility of management. Our examination was limited to the verification of procedure on test basis.
5. The Secretarial Audit report is neither an assurance as to the future viability of the company nor of the efficacy or effectiveness with which the management has conducted the affairs of the company.

**For SKP & Co.**  
Company Secretaries

(CS Sundeep K. Parashar)  
M. No. : FCS 6136  
C.P. No. : 6575  
PR : 1323/2021  
UDIN : F006136F000491071

Date: 30.05.2024  
Place: Vaishali, NCR Delhi

To,  
The Members,  
Globus Spirits Limited  
CIN: L74899DL1993PLC052177  
F-0, Ground Floor,  
The Mira Corporate Suites  
Plot No.1&2, Ishwar Nagar,  
Mathura Road, South Delhi  
New Delhi- 110065

**Secretarial Auditors' Certificate on compliance of the requirement of Securities and Exchange Board of India (Share Based Employee Benefits) Regulations, 2021 (the "Regulations") wr.t. Employee Stock Option Plant 2021 (ESOP 2021 / Plan) prepared by Globus Spirits Limited.**

As per the information provided and records produced before us, the 'Employees Stock Option Plan 2021', (the "plan"), has been formulated and approved by the Board of Directors of Globus Spirits Limited (the "Company") in their meeting held on August 8, 2021 and has further been approved by the shareholders in their Annual General Meeting held on September 24, 2021. We have been requested by the management to certify if the aforesaid Plan has been implemented the Employee Stock Option Plant 2021 (ESOP 2021 / Plan) in accordance with the Securities Exchange Board of India (Share Based Employee Benefits and Sweat Equity) Regulations, 2021.

**Management's Responsibility**

1. The Board of Directors and the Nomination and Remuneration Committee is responsible for formulation and implementation of the Plan in compliance with the Regulations and the special resolution to be passed in the shareholders' meeting.
2. The management is responsible for preparation, design and maintenance of all accounting and other relevant supporting records and documents relating to Plan including the design, implementation and maintenance of internal controls on the implementation of the aforesaid Plans in compliance with the Regulations.

**Auditors' Responsibility**

3. Pursuant to the requirements of the Regulations, it is our responsibility to obtain reasonable assurance and form an opinion, as to whether the Scheme is in compliance with the Regulations.

4. In connection with the above, we have performed the following procedures:
  - a. Read the Plan provided to us by the Company;
  - b. Read the resolutions passed in the meeting of the Board of Directors;
  - c. Read the shareholders resolution passed in the general meeting and;
  - d. Obtained required information and explanations from the management.

**Certificate**

5. On the basis of the examination carried out by us and the information and explanations provided to us by the management of the Company, we certify that the Company has implemented the Employee Stock Option Plant 2021 (ESOP 2021 / Plan) in accordance with the Securities Exchange Board of India (Share Based Employee Benefits and Sweat Equity) Regulations, 2021 and the relevant Resolution passed by the Company in the Annual General Meeting of the Company held on September 24, 2021.

**Restriction on use**

6. This Certificate is addressed to and provided to the Board of Directors of the Company solely for the purpose of being placed before the shareholders of the Company at the forthcoming Annual General Meeting and is not intended to be and should not be used for any other purpose, and should not be used by any other person for any other purpose. Accordingly, we do not accept or assume any liability or any duty of care for any other purpose or to any other person to whom this certificate is shown or into whose hands it may come without our prior consent in writing.

**For SKP & Co.**  
Company Secretaries

(CS Sundeep K. Parashar)  
M. No. : FCS 6136  
C.P. No. : 6575

Date: 30.05.2024 PR : 1323/2021  
Place: Vaishali, NCR Delhi UDIN : F006136F000491071



## **CERTIFICATE OF NON-DISQUALIFICATION OF DIRECTORS**

(Pursuant to Regulation 34(3) and Schedule V, Para C, Sub-clause (10)(i) of the SEBI  
(Listing Obligations and Disclosure Requirements) Regulations, 2015)

To,  
The Members  
Globus Spirits Limited  
New Delhi

We have examined the relevant registers, records, forms, returns and disclosures received from the Directors of Globus Spirits Limited having CIN L74899DL1993PLC052177 and having registered office at F-0, Ground Floor, The Mira Corporate Suites, Plot No. 1&2, Ishwar Nagar, Mathura Road New Delhi-110065 (hereinafter referred to as 'the Company'), produced before us by the Company for the purpose of issuing this Certificate, in accordance with Regulation 34(3) read with Schedule V, Para-C, Sub clause 10(i) of the Securities Exchange Board of India (Listing Obligations and Disclosure Requirements) Regulations, 2015.

In our opinion and to the best of our information and according to the verifications, including Directors Identification Number (DIN) status on the portal www.mca.gov.in, as considered necessary and explanations furnished to us by the Company & its officers, we, hereby, certify that none of the Directors on the Board of the Company as stated below has been debarred or disqualified from being appointed or continuing as Director of the Company by the Securities and Exchange Board of India, Ministry of Corporate Affairs, or any such other Statutory Authority as on March 31, 2024 :

| Sr. No. | Name of Director          | DIN      |
|---------|---------------------------|----------|
| 1.      | Mr. Ajay Kumar Swarup     | 00035194 |
| 2.      | Mr. Shekhar Swarup        | 00445241 |
| 3.      | Mr. Ajay Bhaskar Baliga   | 00030743 |
| 4.      | Mr. Santosh Bishwal Kumar | 01098021 |
| 5.      | Mr. Vivek Gupta           | 00035916 |
| 6.      | Mr. Kunal Agarwal         | 02416218 |
| 7.      | Mr. Bhaskar Roy           | 02805627 |
| 8.      | Mr. Ruchika Bansal        | 06505221 |
| 9.      | Mr. Sunil Chadha          | 00401305 |

Ensuring the eligibility for the appointment / continuity of every Director on the Board is the responsibility of the management of the Company. Our responsibility is to express an opinion on these, based on our verification. This certificate is neither an assurance as to the future viability of the Company nor of the efficiency or effectiveness with which the management has conducted the affairs of the Company.

For **SKP & Co.**  
Company Secretaries

(CS Sundeep K. Parashar)  
M. No. : FCS 6136  
C.P. No. : 6575  
PR : 1323/2021  
UDIN : F006136F000491104

Place: Vaishali  
Date: 30.05.2024

## **FORM-AOC-1**

### **Statement containing salient features of the financial statement of subsidiaries**

#### **Part "A": Subsidiaries**

| Particulars  |                               | Amount (in INR - Lakhs)                    |
|--------------|-------------------------------|--|
| <b>S.No.</b> | <b>Name of the Subsidiary</b> | <b>M/s Board Beverages Private Limited</b> |
| 1            | Reporting Period              | 1st April 2023 - 31st March, 2024          |
| 2            | Reporting Currency            | Amount (in INR- lakhs)                     |
| 3            | Share Capital                 | 64.75                                      |
| 4            | Reserves & Surplus            | 236.36                                     |
| 5            | Total Assets                  | 339.77                                     |
| 6            | Total Liabilities             | 339.77                                     |
| 7            | Investments                   | -  |
| 8            | Total Turnover                | 9.47                                       |
| 9            | Profit/(Loss) before taxation | (242.47)                                   |
| 10           | Provision for taxation        | -  |
| 11           | Profit/(Loss) after taxation  | (185.10)                                   |
| 12           | Proposed Dividend             | -  |
| 13           | % of shareholding             | 69.26%                                     |

#### **Part "B": Associates and Joint Ventures**

There is no Associates and Joints Ventures of the company

#### **For and on behalf of the Board of Directors**

**Ajay K. Swarup**  
**Managing Director**  
DIN-00035194

**Shekhar Swarup**  
**Joint Managing Director**  
DIN-00445241

**Nilanjan Sarkar**  
**Chief Financial Officer**

**Bhaskar Roy**  
**Executive Director**  
DIN-02805627

**Santosh Kumar Pattanayak**  
**Company Secretary**  
ACS-18721

Place : New Delhi  
Date : May 30, 2024

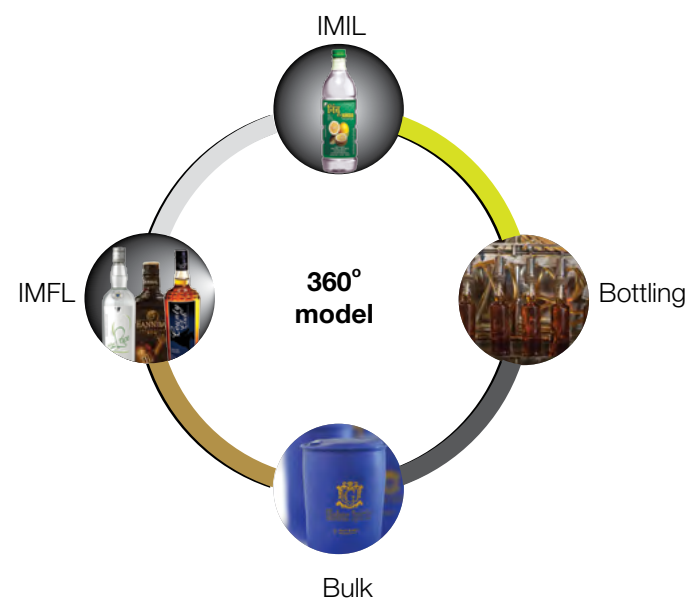




# Management Discussion & Analysis

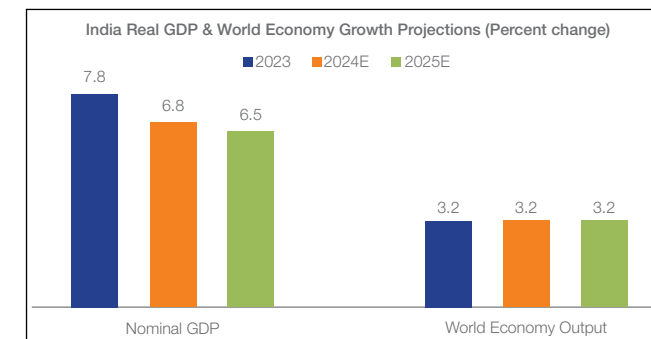
## MACROECONOMIC SCENARIO

While the global economy has faced several shocks in recent years, it has managed to maintain a surprising level of resilience. The global inflation rate is being controlled without causing a recession throughout the world. The journey has been eventful due to the following reasons: a Russian-Ukraine war that triggered a global energy and food crisis, and a significant rise in inflation, followed by a global tightening of monetary policy. There was another conflict between Gaza and Israel which can be escalated further into the wider region. And, another headwind was due to ongoing hostilities in the Red Sea and disruptions in other key global trade routes, geopolitical risks remain high and container shipping costs have risen.



**Outlook:** In the wake of the recent conflict in the Middle East, as well as the Russian Federation's invasion of Ukraine, geopolitical risks have risen, if tensions escalate, energy prices could rise, affecting global activity and inflation. The global economy is expected to slow further this year as a result of tight monetary policy, restrictive financial conditions, and weak global trade and investment.

The Indian economy was sturdy and continues to sustain the momentum achieved, touted as a sleeping giant, an untapped market, and a potential superpower, India's economy is claiming its global prominence, and the economy is growing strong despite the World Economy showing uncertainty and weakness. The Indian consumption story is yet to play out which will be the next leg of growth. The International Monetary Fund estimates that in 2024, India's economy is expected to grow by 6.8 per cent, and by 6.5 per cent in 2025, as domestic demand and the working-age population continue to grow. (Source: World Economic Outlook, International Monetary Fund | April 2024).



Source: World Economic Outlook, International Monetary Fund | April 2024

## INDIAN SPIRITS INDUSTRY

The alcohol industry plays an important role in the national economy, generating jobs, income, and economic growth. India is one of the fastest-growing alcohol markets in the world, market is dominated by whisky followed by beer and wine. The country's population is around 1.3 billion and the strong demographic profile that the youngest population make-ups in the world with ~50% of its population below the age of 25; and ~65% of the population below the age of 35 the per capita alcohol consumption in India is set to boom. As we look to the future, the importance of the alcohol industry in India is poised to grow because of the demographic shift, the growth of the young, expanding middle class with increased purchasing power, rapid urbanization, changing consumer preferences, and a reduction in cultural barriers to drinking. A conducive operating environment for this sector can be fostered through constructive government policies.

In CY2023 Spirits grew by 12.1% over the last year; whereas wine was up by 18%, growth contributed by increased volumes of imported brands. The highest growth was witnessed by Beer and RTD segment of 38% each. Over the next five years, India's alcoholic beverage market is projected to reach US\$ 64 billion, ensuring its position as the fifth-largest contributor to global market revenues. As of 2021, the sector accounted for around 2% of the nominal GDP of the country, with a market size of \$52.4 billion. AlcoBev is an important economic engine, making it essential that relevant stakeholders acknowledge and value its economic impact. (Source: International Spirits & Wines Association of India)

The Indian spirit industry has faced many disruptions in recent years, some of them are excise duty hikes across states, changes in route-to-market in some states, demonetization, Levy of Customs Duty on imports, Administration of national regulations, highway ban and GST implementation. Even after facing turbulent times, the industry is poised for strong growth as there are several tailwinds which will drive the demand for the coming years.

Currently, the Indian Spirits industry consists of two distinctive markets differentiated based on the target audience, product characteristics and distribution network:

1. Prestige & Above or Premium Segment
2. Regular & Others or Value & Value Plus Segment

### 1. Prestige & Above or Premium Segment

Adapting comprehensive strategies and premiumizing their products are becoming increasingly important for beverage alcohol brands in the rapid evolution of the global retail landscape. Although IMIL caters to a large segment of the Indian population, it is expected that prices will rise and premiumization will become prevalent in the Indian Alcohol Industry. The focus is on product development and the efforts being aimed either at the top where margins are high or at the base where volumes are high. Also, showcasing new products, branding of shelf space in retail outlets and company outreach to its customers through multiple marketing initiatives so that it suits consumers' preferences and the core focus is on brand recognition/brand recall.

Craft spirits have inspired curiosity and high interest among new-generation consumers. Every sip is a celebration of craftsmanship, where tradition meets innovation. Traditionally, brown spirits have dominated the premium segment in India, namely whisky, rum, and brandy. However, the share of white





spirits like vodka and gin is picking up. – (source: *Technopak Advisors*). Based on Euromonitor International estimates, IMFL volume will reach 353 million cases in CY25.

Over the past few years, premium segment growth has slowed down significantly after experiencing rapid growth between 2001 and 2011. Volumes in the mass segment have declined, but growth in the premium segment has partially offset this. While the market at present is still dominated by strong national brands at low price points, the 300+ million cases market is undergoing a transformation with newer entrants, challenging the traditional labels and more so in the higher price points. There are high potential niche opportunities that are emerging in the space.

## 2. Value and Value Plus Segment

In volume terms, the country liquor segment accounts for about a third of the alcoholic beverage market. A high acceptance rate in rural areas makes this segment very attractive to price-sensitive and lower-income consumers in India. (source: *Technopak Advisors*)

The Value segment is evolving from a restricted quota-based, commoditized market to a consumer driven brand based industry. The main attractiveness of this market lies in its sizable base, comprising SEC-D and below which could translate into ~40% of total population (excluding Below Poverty Line). In this segment, growth will be driven by an increasing consumer base, increasing rural incomes and consumption, conversion from illicit/toddy to value segment, conducive regulations, and population growth. In the short run, the Value segment could benefit from lower discretionary incomes, which would push up the demand for lower priced liquor.

The illicit alcoholic beverage market is estimated to be worth Rs. 23,466 crores in 2019-20, according to FICCI. Though this number may have reduced since then, it would still be sizable representing a large opportunity for the industry. The State Governments play an important role in this conversion. As there is a significant potential revenue stream from excise taxes, it is important to organize the Value and Value Plus markets to prevent tragedies.

| Parameter  | IMIL  | IMFL  |
|--|---|---|
| Likely Consumer Segment differs in size and status | Socio-economic D, comprising ~40% of population excluding below poverty line population   | More affluent, socioeconomic sections C and upwards   |
| Taste Preference                                   | Local fruit flavour dominated market, varies with states  | North India - Whisky<br>East India - Rum<br>South India - Brandy & Rum                            |
| Point of Purchase                                  | Mostly State Government Regulated vends (except for West Bengal and Haryana where distributor model also exists); Banned in Southern India, apart from dry states | Standalone retail outlets, department stores and Government owned shops in some states like Delhi |
| Excise Control                                     | Highly regulated: Distillery must for selling in the state of sale Excise of Rs 15 per Proof Litre  | Less restricted than IMIL, but higher excise duties of minimum of Rs 40 per Proof Litre           |
| Alcohol Content                                    | ~30% on average Earlier made from Rectified Spirits, now increasingly trending towards ENA  | 42.8% IMFL is made from ENA (higher purity 96%)   |
| Min Retail Price                                   | ~ Rs 100-200 for 750 ml   | Starts from ~ Rs 600 for 650 ml   |
| Brand Loyalty                                      | Low with high distributor power and price sensitive consumer; now changing in line with increasing brand consciousness  | High with multiplicity of purchase options and more affluent consumer                             |

## Outlook

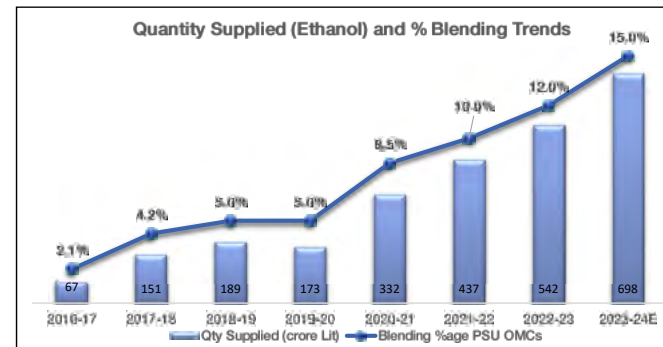
In light of the large number of young people in India, this industry has a great deal of potential for growth. It is likely that young adults will be the driving force for much of the expected and projected future demand for alcohol as they reach the legal drinking age and become more affluent. Rather than focusing

on traditional marketing and storefronts, brand owners are focusing on online marketing to reach out to as many young people as possible. There is no doubt that the spirit industry is due for a growth phase, however in order to sustain that growth, it will require an ecosystem which is conducive to growth.



## ETHANOL INDUSTRY

Ethanol production has resulted in a reduction in petrol or crude oil imports, saving foreign exchange and enhancing India's energy security. It is the Government of India's goal to blend 20% ethanol with petrol by 2025. It is estimated that by 2025, 1700 crore litres of ethanol production capacity will be required, assuming an operational efficiency of 80%. Ethanol interest subvention schemes have been implemented to facilitate the establishment and expansion of distilleries. The implementation of these policies has resulted in significant growth in the supply of ethanol to Oil Marketing Companies (OMCs) and increased blending percentages. Oil Marketing Companies (OMCs) released a tender for 825 crore liters of ethanol with a 15% blending target during the Ethanol Supply Year (ESY) 2023 - 24 (November to October).



## BUSINESS OVERVIEW

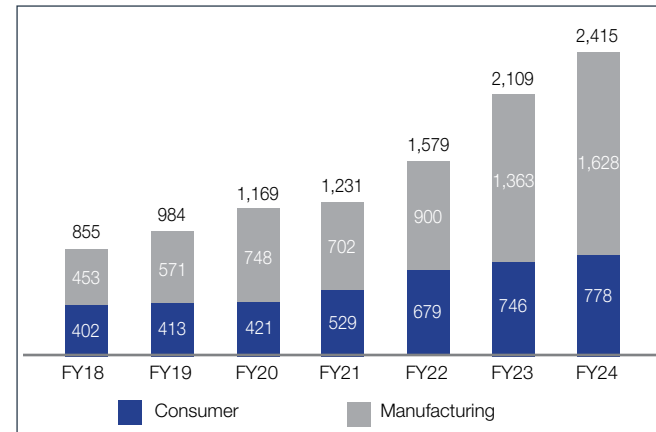
As a company, we have focused on creating steady growth through the development of a well-established distillation business, as well as laying the foundations for growth in our consumer goods business.

The well-balanced consumer and manufacturing segment continues to generate healthy cash returns, which are deployed through growth investments in the Prestige & Above segment.

The Prestige & Above segment consists of niche segments and high-margin brands which we are building. Our overall volume in FY24 reached 3.8 lakh cases, marking an important milestone for us.

In Fiscal 2024, the consolidated Net Revenue (net of excise duty) of Rs 2,415 crore was higher by 15% year-on-year from Rs 2,109 crore in Fiscal 2023. EBITDA was at Rs 184 crore and Net Profit after Tax was at Rs 97 crore. This significant jump in topline can be attributed to the raw material inflation in grain cost, which the company was able to pass it on to its ENA customer base, also as OMCs had revised ethanol prices.

## Net Revenue Breakup (Rs crore)



## BUSINESS SEGMENTS

### 1. Manufacturing Segment

The manufacturing business revenue, comprising (a) Bulk alcohol manufacturing (b) Franchisee IMFL (third party bottling) and c) By-Products, was Rs 1,628 crore during Fiscal 2024 which was up by 17% YoY due to the company's resilient business model which allows them to pass on the raw material inflation in ENA. On 28th March 2024, commenced commercial production of additional capacity at two of our existing units located in Jharkhand and West Bengal. With this expansion, the capacity of the units was increased from 140 KLPD to 200 KLPD at Jharkhand and from 240 KLPD to 300 KLPD at West Bengal. The additional capacity will be used for various products including ENA and Ethanol.

As one of the central pillars of your company's integrated strategy, bulk alcohol division is the heart and soul, the two core products in this division are:

**Extra Neutral Alcohol:** To maintain a competitive advantage, we distribute high-quality Extra Neutral Alcohol to the other divisions. We were able to protect our margins in this challenging year when costs were high due to the natural hedge provided by ENA for the consumer business. In addition, as the prices were rising in FY24, the ENA that was not consumed internally could also be sold outside of the company at elevated spot prices, which helped to increase the top line.

**Ethanol:** Several structural changes that have been put into motion over the past few years are starting to play out and this is further strengthening our abilities as a team. Ethanol blending in India has reached 12% blending. Our participation in such government initiatives has given us the opportunity to ramp up our capacities in Jharkhand and West Bengal, and we will be able to capitalize on those opportunities in the years to come.

For Fiscal 2024, bulk alcohol sales for your Company were ~208 million bulk litres as compared to ~182 million bulk litres in Fiscal 2023, the capacity utilisation was at 90%. The bulk realisations at ~Rs 63 per litre in Fiscal 2024 as against ~Rs 59 per litre in Fiscal 2023, underscores the structural shift that has played out and the high raw material inflation scenario witnessed in the current year.

**Franchisee Bottling:** Our bottling operations was at 2.7 million cases as opposed to 3.0 million cases bottled in FY23. Your Company has bottling contracts with United Spirits in the states of Haryana and West Bengal to manufacture their flagship brands and with Bacardi in West Bengal. It is through the company's strong management, deepened relationships, and captive high-quality Extra Neutral Alcohol (ENA) that your company can provide unmatched value to top companies in the IMFL industry.

**By-products:** Our other products, that is, Animal Feed Supplements (AFS) and CO<sub>2</sub> have been a strong focus area for the Company. The By-product segment contributed about 11% to the Total Income in Fiscal 2024. AFS remains a promising market prospect, but due to its linkage to soya, an agricultural commodity, prices are volatile.

### 2. Consumer Business

The consumer business revenue, comprising largely of Regular & Others (IMIL) and Prestige & Above (IMFL), has shown strong performance in Fiscal 2024 and grew by ~9% year-on-year to reach Rs 787 crore from Rs 721 crore in Fiscal 2023, on the back of higher volumes and better product mix. As a company, we have made efforts to invest in human capital which is extremely important in the consumer business to allow us to understand the consumer's taste preference and allow us to enter the new segments we want to expand into and prosper in. So, to drive this we have a completely dedicated innovation team to gain traction in the Prestige & Above Segment:

## Prestige & Above (IMFL) Segment

Under your Prestige & Above segment, the company has been building a strong portfolio of brands, with an established presence in Pondicherry, Karnataka, Telangana, Andhra Pradesh, West Bengal, Chhattisgarh, Odisha, Maharashtra, Goa Haryana, Uttar Pradesh and Delhi market. Currently, your company is seeking both organic and inorganic growth opportunities, which means we will be adding more brands to the portfolio as well as strengthening the ones that are already here. We are confident about our product range and will be focused towards the journey of premiumization by targeting new geographies. As India's preferred drink is Whisky, there are good growth prospects in the market, the size of the semi-premium whisky segment is almost 50 million cases, whereas premium whisky is almost 15 million cases and super premium whisky is almost 2 million cases annually.

There are two crucial highlights we would like to highlight, we are foraying into the Ready-to-Drink (RTD) segment with the formation of a subsidiary in M/s Bored Beverages Pvt. There is a strategic alignment as well as a thrilling journey that will cater to the changing preferences of consumers of today as well as tomorrow in a way that will engage them. India's RTD market volume is projected to grow from 3.82 Cr litres in FY20 to 6.56 Cr litres by FY25. Apart from this, recently announced a Joint Venture partnership with ANSA McAL Ltd, a diverse conglomerate with a rich Caribbean heritage, the primary objective of this venture is to engage in the manufacturing, sourcing, and distribution of beer in India, with the initial focus placed on introducing the world-renowned Carib® beer brand to the Indian market.

As we strive to provide premium quality products, we are focusing on ensuring our commitment to excellence and customer satisfaction. The driving force behind our premiumization journey is creating a positive and memorable experience for our customers.

## Brands from Premium Portfolio:





### Regular & Others Segment

It is a segment that has been undergoing a transformation due to an increase in income in the rural and semi-urban markets driving a change in demand. Despite the challenging year, we have been able to post solid growth in this segment and maintain our market leader position in Rajasthan, even though the industry has witnessed a degrowth. In Rajasthan under RML, the Company's market share is maintained at almost 57% on the back of strong consumer acceptance and preference. It is clear that consumers are ready to move from a cheaper product to a more expensive product and will be ready to upgrade for a better (or you can say a premium) product at a higher price point. The consolidated Value and Value Plus segment sales stood at ~14.16 million cases in Fiscal 2024 as against ~14.06 million cases in Fiscal 2023.

### Brands from Value Plus Portfolio:



### Expansion Plan

Your Company plans to expand in those areas that continue to remain deficit in ENA for beverage and Ethanol for petrol blending. Eventually, the company plans to target the consumer segment in that state after establishing itself in the manufacturing business.

- In Q4FY24 enhanced the capacity by 60 KLPD at West Bengal & Jharkhand.
- In Q1FY25 Bottling Capacity in Uttar Pradesh - Commenced commercial production with a bottling capacity of 25,000 cases per line per month.

### Financial Highlights

- Net Revenues at Rs 2,415 Crores, up by 15% y-o-y.
- EBITDA at Rs 184 Crores down by 27%, with EBITDA margin of 7.6%.
- PAT at Rs 97 Crores, down by 21% with margin of 4%.

### Environmental Compliance

Your Company is a zero-wastewater discharge company. We care for the environment as we believe in the philosophy of sustainable development. Air pollution is controlled through the installation of relevant control devices like ESPs which help in bringing air discharge to within permissible limit. Following are the steps we have undertaken in the new expanded capacity:

### Air Pollution

- a) Step forward to achieving zero discharge (explained below)

- b) Air Pollution control through installation of the relevant Control devices with ESPs
- c) Air pollution control through collection, purification, and sale of CO2. All Carbon dioxide generated in fermentation shall be collected purified and sold to buyers including soft drink manufacturers and others thus abating air pollution.
- d) Proper disposal of all effluent related products such as spent grain and fly ash. Spent Grain shall be sold as cattle feed (see below) and fly ash/ash disposed off for land fill or for brick making.

### Details of Zero Discharge – Liquid Discharges

Achieved through the following steps:

1. Separation of spent grain from spent wash: The spent wash emerging from distillation (waste) would be passed through suitable equipment for the separation of spent grain.
2. Evaporation of Spent Wash: The lean spent wash would then be evaporated and concentrated to syrup in an evaporator specially put for the purpose which is integrated with the Distillation plant. This would be required to enable its drying later.
3. Mixing the concentrated spent wash with spent grain: The syrup spent wash and the spent grain obtained would be mixed to form Wet Grain which can be disposed as cattle feed.
4. Drying the same to powder: To improve on the quality of the Wet grain produced above the same would be dried and sold as dried cattle feed.

### Water Management

1. All water re-circulated to process with or without treatment thus no discharge of any water stream.
2. Surplus water used in make ups or in the boiler and cooling towers after treatment.
3. Condensate from process reused in the boiler as boiler feed water.
4. Condensate from evaporator reused in the process after treatment.
5. All cooling water is through recirculation.
6. All bottle washing water reused after treatment in the process or used for horticulture.

Thus, achievement of zero discharge on all streams as per requirement of the Pollution Boards

### R&D Activities in Globus (Technology)

- a) Higher efficiencies of conversion: The expansion was done with the state-of-the-art latest technologies to get the best conversions to alcohol at the highest efficiencies. This would be in line with the best practices being followed. We are also working on improving conversions not only of starch but also to alcohol with new strain enzymes and yeasts.
- b) Improving Distillation techniques and translating that to the plant in the expansion – Multi-pressure: To improve both on quality and energy consumption the distillation plant shall be of the multi-pressure design which would give us the benefit of both. The quality would be matched with the best alcohol available in the country.
- c) Looking at alternate disposals of spent grain: To keep in line with the requirements of government regulations we would look at the waste as cost centre and are looking at alternative markets in the cattle feed segment for its best disposal at the best price. Branding of the product is also being examined.
- d) Looking at better blends as final product diversification: With better quality alcohol available we are moving to higher segments in the potable alcohol sector with better blends and brands and would be launching further brands in the future to build our market.

### Risk Management

The nature of our business is such that it is subject to certain risks at different points of time. Some of these include escalation in the cost of raw materials and other inputs, increasing competitive intensity from other players, changes in regulation from central and state governments, changes in supplier-distributor relationship, labour shortage. Your company has always had a proactive approach when it comes to risk management where it periodically reviews the risks and strives to develop appropriate risk mitigation measures for the same. To enhance this focus, your company has formed a Risk Management Committee to frame, implement and monitor risk management plan.

### Internal Control Systems

Your Company has ensured that stringent and comprehensive controls are put in place to ensure the optimal and efficient utilization of resources and to ensure safety and protection of all assets from unauthorized use. An extensive program of internal, external audits along with periodic reviews by the management is carried out to ensure compliance with the best practices.

### Human Capital Overview

Your Company considers human capital a core area for sustainable growth and has been making conscious efforts to engage and develop human capital at all levels. The Human Resource Department of your Company is highly focused on enhancing stakeholder value by ensuring a fit between the management of an organization's employees, and the overall strategic direction of the company. Over the years your company has been able to build a team of qualified, dedicated & motivated professionals. The working atmosphere provided to the employees is aimed at creating a sense of ownership which helps them to shoulder greater responsibilities. As on 31st March 2024, the employee (excluding casual) count for the company stood at 908 compared to 892 on 31st March 2023.

### Disclaimer

Certain statements in this MDA may be forward looking within the meaning of applicable laws and regulations. Actual results may differ from those expressed or implied. Important developments that could affect the Company's operations include a downtrend in domestic industry, significant changes in the political environment, changes in tax laws & excise duties, litigation, and labour relation



# Report on corporate governance for the year ended march 31, 2024

Your Company believes in conducting its affairs with the highest levels of integrity, with proper authorizations, accountability, disclosure and transparency. The Company strongly believes in maintaining a simple and transparent corporate structure driven solely by business needs. Shareholders' interests are on utmost priority and the management is only a trustee to carry out the activities in a truthful and fruitful manner.

The details of the Corporate Governance compliance by the Company as stipulated in the SEBI (Listing Obligations and Disclosure Requirements) Regulations, 2015 for the below mentioned period are as under:

- Regulations 17 to 27 and clauses (b) to (i) of regulation 46(2) and para C & D of Schedule V of the SEBI (Listing Obligations and Disclosure Requirements) Regulations, 2015 (the Listing Regulations) for the period from April 01, 2023 to March 31, 2024.

## 1. COMPANY'S PHILOSOPHY ON CODE OF GOVERNANCE

Corporate Governance is the system by which companies are directed and managed. A good corporate governance structure encourages companies to create value (through entrepreneurship, innovation, development and exploration) and provide accountability and control systems commensurate with the risks involved.

Globus Spirits Ltd. believes in adopting and carrying out sound corporate governance practices to build the trust of the stakeholders in the company. It strives to observe superior corporate governance principles in each activity it undertakes. The company follows cardinal principles of corporate performance, transparency, integrity and accountability in order to maximize the shareholders' long-term wealth while simultaneously achieving the goal of shareholder protection.

### 1.1 Key Board activities during the year

The Board provides and critically evaluates strategic direction of the Company, management policies and their effectiveness. Their main function is to ensure that long-term interests of the stakeholders are being served. The agenda for Board's review / strategic review includes a detailed analysis and review of annual strategic and operating plans and capital allocation and budgets. Frequent and detailed interaction sets the agenda and provides the strategic roadmap for future growth of the Company. Voluntary Corporate Governance Guidelines of the Ministry of Corporate Affairs, Government of India broadly outlines a framework for corporate sector on

important parameters like appointment of directors, guiding principles to remunerate directors, responsibilities of the Board, risk management, the enhanced role of Audit Committee and conduct of Secretarial Audit.

### 1.2 Role of the Company Secretary in Overall Governance Process

The Company Secretary ensures that all relevant information, details and documents are made available to the directors for effective decision making at the meetings. He is primarily responsible to ensure compliance with applicable statutory requirements and is the interface between the Company and the regulatory authorities.

### 1.3 Selection and Appointment of New Directors on the Board

Considering the requirements of the skill-sets on the Board, eminent persons having an independent standing in their respective field/profession and who can effectively contribute to the Company's business and policy decisions are considered by the Nomination and Remuneration Committee for appointment of new Directors on the Board. The number of directorships and memberships in various committees of other companies by such persons is also considered.

### 1.4 Familiarization Program of Independent Directors

The Independent directors of our Company are eminent personalities having wide experience in the field of business, finance, education, industry, commerce and administration. Their presence on the Board has been advantageous and fruitful in taking business decisions. Independent Directors with management expertise and wide range of experience are appointed as per the Governance guidelines of the Company. The new Board members are also requested to access the necessary documents / brochures, Annual Reports and internal policies available at our website ([www.globusspirits.com](http://www.globusspirits.com)) to enable them to familiarize with the Company's procedures and practices. Updates on relevant statutory changes encompassing important laws are regularly intimated to the Independent Directors.

### 1.5 Prevention of Insider Trading

Pursuant to the SEBI (Prohibition of Insider Trading) Regulations, 2015, Code of Conduct for Prevention of Insider Trading and Code of Corporate Disclosure Practices for prevention of insider trading is in place. The objective of the Code is to prevent purchase and / or sale of shares of the Company by an insider on the basis of unpublished price sensitive information. Under this Code, Designated

persons (Directors, Advisors, Officers and other concerned employees / persons) are prevented from dealing in the Company's shares during the closure of Trading Window. All the designated employees are also required to disclose related information periodically as defined in the Code. The aforesaid Code is available at the website of the Company ([www.globusspirits.com](http://www.globusspirits.com)).

### 1.6 Vigil Mechanism

Your Company has established a mechanism called 'Vigil Mechanism' for directors and employees to report to the appropriate authorities of unethical behavior, actual or suspected, fraud or violation of the Company's code of conduct or ethics policy and provides safeguards against victimization of employees who avail the mechanism. The policy permits all the directors and employees to report their concerns directly to the Management/Chairman of the Audit Committee of the Company. The policy has been communicated to the employees by uploading the same on the website of the Company ([www.globusspirits.com](http://www.globusspirits.com)). The employees can directly contact on the email address as mentioned in the 'Vigil Mechanism Policy' uploaded at the website of the Company. During the year under review no personnel was denied access to the Audit Committee.

## 2. BOARD OF DIRECTORS

### Composition

The Board of Directors of the Company consists of an optimal mix of Executive and Non-Executive & Independent Directors. The present Board consists of 7 Directors comprising one Chairman who is a Non-Executive - Independent Director, one Managing Director, one Joint Managing Director, One Executive Director, one Non-executive Director, Two Independent Directors including one Independent Woman Director.

The Directors have in-depth knowledge of business and bring with them their respective expertise in the fields of strategy, management, finance and economics among others. The Board provides leadership, strategic guidance, objective and independent view to the Company's management while discharging its fiduciary responsibilities, thereby ensuring that management adheres to high standards of ethics, transparency and disclosure.

The Board also meets the requirement of the minimum number of Independent Directors being not less than one third of the Total Directors. The size and composition of the Board conforms to the requirements of Regulation 17 of SEBI (Listing Obligations and Disclosure Requirements) Regulations, 2015. The Company issued letter of appointment to the Independent Director as per Schedule IV to the Companies Act, 2013 and the terms and conditions

of their appointment have been disclosed on the website of the Company ([www.globusspirits.com](http://www.globusspirits.com)).

None of the Directors hold Chairmanship of more than 5 Committees or Membership in more than 10 committees across all Public Limited Companies.

### Board Functioning & Procedure

Globus Spirits Ltd. believes that at the core of its corporate governance practice is the Board, which oversees how the management serves and protects the long-term interests of all stakeholders of the Company. An active, well-informed and independent board is necessary to ensure the highest standards of Corporate Governance.

Globus Spirits Ltd. believes that composition of board is conducive for making decisions expediently, with the benefit of a variety of perspectives and skills, and in the best interests of the Company as a whole rather than of individual shareholders or interest groups.

In accordance with the provisions of Regulation 17 of SEBI (Listing Obligations and Disclosure Requirements) Regulations, 2015, the Board meets at least once in every quarter to review the quarterly results and other items of agenda. The agenda is sent in advance to the Directors along with the draft of relevant documents and explanatory notes.

The Company is under the process of development and implementation of the plans for orderly succession for appointment to the Board of Directors and to senior management.

During the financial year 2023-24, 5 (Five) Board Meetings were held on May 25, 2023, August 14, 2023, October 05 2023, November 09, 2023 and February 09, 2024. The maximum gap between any two Board Meetings was less than one hundred and twenty days. All material information was circulated to the directors before the meeting or placed at the meeting, including minimum information required to be made available to the Board as prescribed under Part A of Schedule II of Regulation 17 of the Listing Regulations. During the year, separate meeting of the Independent Directors was held on May 25, 2023 without the attendance of non-independent directors and members of the management.

The Company has proper systems to enable the Board to periodically review compliant reports of all laws applicable to the Company, as prepared by the Company as well as steps taken by the Company to rectify instances of non-compliances.

The Composition of Board of Directors as on March 31, 2024, their qualifications, attendance during the year at the Board meetings and the last Annual General Meeting,



Number of other Directorships, Committee memberships and Chairmanships held by them are given below:

| Director           | Qualification & Expertise  | No. of Shares held as on March 31, 2024 | Category of Director | Attendance                                       |                           | No. of other Directorships and Committee Memberships/ Chairmanships held <sup>§</sup> |                      |                         |
|--------------------|--|---|----------------------|--|---------------------------|---|----------------------|-------------------------|
|                    |  |   |                      | Board Meetings during the Financial Year 2023-24 | Last AGM on July 22, 2023 | Directorships   | Committee Membership | Committee Chairmanships |
| Sh. Ajay K. Swarup | He graduated in B.A.(Honours) Economics from St. Stephens College, Delhi University and PGDBM from the Indian Institute of Management, Kolkata and having more than 40 years of expertise in Alcohol Industry  | 23,666                                  | MD-P                 | 4  | Yes                       | 3   | -                    | -                       |
| Sh. Shekhar Swarup | He has completed his schooling from The Doon School, Dehradun and is a graduate in Business Management from the University of Bradford, UK. He is a Charter Member of TiE, New Delhi and having more than 16 years of experience.  | 37,490                                  | E-P                  | 4  | Yes                       | 4   | -                    | -                       |
| Sh. Ajay B. Baliga | He is a Chemical Engineer and has over 40 years of in the Alcobev space in various roles, starting from factory management and production control to ultimately end-to-end global supply solutions for Diageo Plc, the global leader in beverage alcohol. His areas of expertise lie in General Management, Supply, Procurement & Sourcing, Regulatory & Compliance, Innovation & Renovation, Operations Excellence, Technical, Projects & Acquisitions within the Indian and global space. Ajay's long years of association with the Indian alcobev space lends to his extensive knowledge, interest & insights on trends, consumer behaviour, market dynamics & regulatory framework for market penetration & development. | 175                                     | NE                   | 5  | Yes                       | 3   | 6                    | 2                       |
| Dr. Bhaskar Roy    | He is a Chartered Accountant and Doctorate in Commerce and has over 35 years of experience in the areas of Strategic Financial Planning, Fund Management, Accounts, Auditing, Budgeting and MIS. He has expertise in designing internal control systems for accomplishment of corporate business goals, is a keen analyst with relationship management skills and has ability to liaison with Banks, Financial Institutions and other external agencies.   | 1100                                    | E                    | 5  | Yes                       | 0   | -                    | -                       |

|                           |  |       |           |   |     |   |   |   |
|---------------------------|--|-------|-----------|---|-----|---|---|---|
| Sh. Vivek Gupta           | He is a B com(Hons) from Delhi University and has about 32 years of experience in senior position in Industry.   | Nil   | NE-I-C    | 2 | No  | 6 | 2 | - |
| Sh. Santosh Kumar Bishwal | He is a B.Sc. (Mechanical Engg) from REC, Rourkela and M.Tech.(Industrial Engineering & Operations Research) from IIT, Kharagpur. Mr. Bishwal has about 44 years of experience   | Nil   | NE-I      | 5 | Yes | 1 | 1 | - |
| Sh. Kunal Agarwal         | He holds a B.A. (Honours) degree in Economics from Harvard College. He is having various exposures in Food and logistics industries.   | Nil   | NE-I      | 4 | Yes | - | - | - |
| Sh. Sunil Chadha          | He has got vast experience in running of large Thermal Power Stations and been consultants for various power stations/projects. He has done ISC from The Doon School, Dehradun in 1975 and BA Hons. Economics from Shri Ram College of Commerce, Delhi University in 1979 Masters in Business Administration from Faculty of Management Studies, Delhi University in 1981. | 13345 | NE- I     | 5 | Yes | - | - | - |
| Ms. Ruchika Bansal        | Ruchika Bansal is a management consultant with over 15 years of work experience, specializing in corporate finance and business strategy.  | Nil   | NE - I -W | 5 | No  | 1 | 1 | - |

C = Chairman, MD = Managing Director, E = Executive, NE= Non-Executive Director, P = Promoter,

I = Independent, N-Nominee Director, W-Woman Director

<sup>§</sup> Represents Directorships and Committee Memberships/Chairmanships in Indian Public Limited Companies only and it only covers the Membership/Chairmanship of Audit Committee, Nomination and Remuneration Committee, Risk Management Committee and Stakeholders Relationship Committee.

Private Limited Companies, Foreign Companies and companies under Section 8 of The Companies Act, 2013 are excluded for the above purposes.

Sh. Shekhar Swarup, the Joint Managing Director of the Company is the son of Sh. Ajay K. Swarup, the Managing Director of the Company and none of the other director is related to inter-se with any other Director on the Board in terms of the definition of "relative" given under the Companies Act, 2013.

Mr. Santosh Kumar Bishwal, Mr. Kunal Agarwal and Mr. Vivek Gupta, have resigned from the Board of Directors of the company w.e.f. 30<sup>th</sup> May 2024. The Directors place on record their appreciation of the valuable contribution made by them. Further Mr. Amit Bhatiani has been inducted on the Board as an Independent Director since 30<sup>th</sup> May 2024 and Mr. Sunil Chadha has been appointed as Chairman of the Board of Directors of the company w.e.f. 30<sup>th</sup> May 2024.

It is further being confirmed by the Board of Directors that the Independent Directors fulfill the conditions specified in these regulations and are independent of the Management.



### Skill Matrix of the Board

The Board has identified the following skills/ expertise/ competencies fundamental for effective functioning of the Company which are currently available with the Board:

|   |  |
|---|--|
| <b>Strategic Leadership Skills</b>                    | Appreciation of long-term trends, strategic choices and experience in guiding and leading management teams   |
| <b>Financial and Risk Management</b>                  | Wide-ranging financial skills, accounting and reporting, corporate finance and internal controls, including assessing quality of financial controls.   |
|   | Identify the key risks to the Company and monitor the effectiveness of the risk management framework and practices   |
| <b>Governance</b>                                     | Experience in developing governance practices, serving the best interest of all stakeholders, maintaining board and management accountability, effective stakeholder engagements and commitment to highest standards of corporate ethics and values. |
| <b>Health, Safety, environment and sustainability</b> | Experience and knowledge of working on environment, health, safety, sustainability and corporate social responsibility activities directly or as a part of operational responsibility for long term value creation.                                  |
| <b>Industry and sector experience or knowledge</b>    | Knowledge and experience to provide strategic guidance to the management.  |

**Directors seeking re-appointment:** As required by Regulation 36(3) of SEBI (Listing Obligations and Disclosure Requirements) Regulations, 2015, details of Directors seeking re-appointment / appointment are forming part of the notice of 31<sup>st</sup> Annual General Meeting.

### CODE OF CONDUCT & CODE OF ETHICS

The Board of Directors has adopted the Code of Conduct and Ethics for Directors and Senior Management personnel. The Code is available on the Company's website ([www.globusspirits.com](http://www.globusspirits.com)).

A declaration signed by the Managing Director of the Company is given below:

This is to certify that, to the best of my knowledge and belief, for the financial year ended on March 31, 2024, all Board members and Senior Management Personnel have affirmed compliance with the code of Conduct for Directors and Senior Management respectively.

Sd/-

**Ajay K. Swarup**  
Managing Director  
DIN – 00035194

30<sup>th</sup> May 2024

### 3. AUDIT COMMITTEE

#### BROAD TERMS OF REFERENCE

The terms of reference of this Committee covers the matters specified for Audit Committee under Regulation 18 of SEBI (Listing Obligations and Disclosure Requirements) Regulations, 2015 as well as in Section 177 of the Companies Act, 2013.

The terms of reference of the Audit Committee are as under:

- i. Recommendation for the appointment, remuneration and terms of appointment of auditors of the Company;
- ii. Reviewing and monitoring the auditor's independence, auditor's performance and the effectiveness of the audit process;
- iii. Examining the financial statements and the auditors' report thereon;
- iv. Approval or any subsequent modification of transactions of the Company with related parties;
- v. Scrutiny of inter-corporate loans and investments;
- vi. Valuation of undertakings or assets of the Company, wherever it is necessary;
- vii. Evaluation of internal financial controls and risk management systems;
- viii. Monitoring the end use of funds raised through public offers and related matters;
- ix. The Audit Committee shall have authority to investigate into any matter in relation to the items specified in (i) to (viii) above or referred to it by the Board and for this purpose shall have power to obtain professional advice from external sources and have full access to information contained in the records of the Company;
- x. The Audit Committee may call for the comments of the auditors about internal control systems, the scope of audit, including the observations of the auditors and review of financial statement before their submission to the Board and may also discuss any related issues with the internal and statutory auditors and the management of the Company;
- xi. Oversight of the Company's financial reporting process and the disclosure of its financial information to ensure that the financial statement is correct, sufficient and credible;
- xii. Approval of payment to statutory auditors for any other services rendered by the statutory auditors;
- xiii. Reviewing, with the management, the annual financial statements and auditor's report thereon before submission to the Board for approval, with particular reference to:
  - (a) Matters required to be included in the Director's Responsibility Statement to be included in the Board's report in terms of clause (c) of sub-section 3 of section 134 of the Companies Act, 2013;

- (b) Changes, if any, in accounting policies and practices and reasons for the same;
  - (c) Major accounting entries involving estimates based on the exercise of judgment by management;
  - (d) Significant adjustments made in the financial statements arising out of audit findings;
  - (e) Compliance with listing and other legal requirements relating to financial statements;
  - (f) Disclosure of any related party transactions; and
  - (g) Qualifications in the draft audit report
- xiv. Reviewing, with the management, the quarterly financial statements before submission to the Board for approval;
  - xv. Reviewing, with the management, the statement of uses / application of funds raised through an issue (public issue, rights issue, preferential issue, etc.), the statement of funds utilized for other than those stated in the offer document / prospectus / notice and the report submitted by the monitoring agency monitoring the utilization of proceeds of a public or rights issue, and making appropriate recommendations to the Board to take up steps in this matter;
  - xvi. Reviewing, with the management, performance of statutory and internal auditors, adequacy of the internal control systems;
  - xvii. Reviewing the adequacy of internal audit, reporting structure, coverage and frequency of internal audit;
  - xviii. Discussion with internal auditors of any significant findings and follow up there on;
  - xix. Reviewing the findings of any internal investigations by the internal auditors into matters where there is suspected fraud or irregularity or a failure of internal control systems of a material nature and reporting the matter to the Board;
  - xx. Discussion with statutory auditors before the audit commences, about the nature and scope of audit as well as post-audit discussion to ascertain any area of concern;
  - xxi. To look into the reasons for substantial defaults in the payment to the depositors, debenture holders, shareholders (in case of non-payment of declared dividends) and creditors;
  - xxii. To review the functioning of the Whistle Blower/Vigil mechanism. Chairperson of the Audit Committee shall be directly accessible in appropriate or exceptional cases;
  - xxiii. Approval of appointment of CFO (i.e., the whole-time Finance Director or any other person heading the finance function or discharging that function) after assessing

the qualifications, experience and background, etc. of the candidate;

- xxiv. Carrying out any other function as may be required by the Companies Act, 2013, rules made thereunder and Listing Agreements with the Stock Exchanges or otherwise referred by the Board from time to time; and
- xxv. The Audit Committee shall mandatorily review the following information :
  - a) Management discussion and analysis of financial condition and results of operations;
  - b) Statement of significant related party transactions (as defined by the Audit Committee), submitted by the management;
  - c) Management letters / letters of internal control weaknesses issued by the statutory auditors;
  - d) Internal audit reports relating to internal control weaknesses; and
  - e) The auditors of the Company and the key managerial personnel shall have a right to be heard in the meetings of the Audit Committee when it considers the auditor's report but shall not have the right to vote.
  - f) Reviewing the utilization of loans and/ or advances from/investment by the holding company in the subsidiary exceeding rupees 100 crore or 10% of the asset size of the subsidiary, whichever is lower including existing loans / advances / investments existing as on the date of coming into force of this provision.

### COMPOSITION

The members in the Audit Committee as on 31<sup>st</sup> March 2024 are as follows:-

| Sl. No. | Name of Member            | Designation in Committee | Designation in Company  |
|---------|---------------------------|--------------------------|-------------------------|
| 1       | Sh. Santosh Kumar Bishwal | Chairman                 | Independent Director    |
| 2       | Sh. Vivek Gupta           | Member                   | Independent Director    |
| 3       | Sh. Kunal Agarwal         | Member                   | Independent Director    |
| 4       | Sh. Sunil Chadha          | Member                   | Independent Director    |
| 5       | Sh. Shekhar Swarup        | Member                   | Joint Managing Director |

The company secretary is the secretary to the Committee.

Mr. Santosh Kumar Bishwal, Mr. Kunal Agarwal and Mr. Vivek Gupta, have resigned from the Board of Directors of the company w.e.f. 30<sup>th</sup> May 2024. Further Mr. Amit Bhatiani has



been inducted on the Board as an Independent Director since 30<sup>th</sup> May 2024. Accordingly the Audit Committee has been re-constituted w.e.f. 30<sup>th</sup> May 2024 and the Present Members of the Audit Committee w.e.f. 30<sup>th</sup> May 2024 are as follows:-

| Sl. No. | Name of Member     | Designation in Committee | Designation in Company  |
|---------|--------------------|--------------------------|-------------------------|
| 1       | Ms. Ruchika Bansal | Chairman                 | Independent Director    |
| 2       | Sh. Amit Bhatiani  | Member                   | Independent Director    |
| 3       | Sh. Sunil Chadha   | Member                   | Independent Director    |
| 4       | Sh. Shekhar Swarup | Member                   | Joint Managing Director |

The minutes of the Audit Committee Meetings are noted by the Board of Directors at the subsequent Board Meeting.

During the Financial Year 2023-24, 5 (Five) Audit Committee Meetings were held on May 25, 2023, August 14, 2023, October 05 2023, November 09, 2023 and February 09, 2024. The attendance of Audit Committee meeting is as follows:

| Members                   | Designation | No. of Meetings attended |
|---------------------------|-------------|--------------------------|
| Sh. Santosh Kumar Bishwal | Chairman    | 5                        |
| Sh. Vivek Gupta           | Member      | 1                        |
| Sh. Kunal Agarwal         | Member      | 4                        |
| Sh. Shekhar Swarup        | Member      | 4                        |
| Sh. Sunil Chadha          | Member      | 5                        |

#### 4. NOMINATION AND REMUNERATION COMMITTEE

The terms of reference of the Nomination and Remuneration Committee are as under:

- Identify persons who are qualified to become directors and who may be appointed in senior management in accordance with the criteria laid down. Recommend the identified persons to the Board for their appointment and removal. and shall carry out evaluation of every director's performance;
- Formulate criteria for the evaluation of every director's performance which includes determining qualifications, positive attributes and independence of a director;
- Recommend to the Board a policy, relating to the remuneration for the directors, key managerial personnel and other employees and while formulating such policy, the committee shall ensure that:
  - the level and composition of remuneration is reasonable and sufficient to attract, retain and motivate directors of the quality required to run the Company successfully;
  - relationship of remuneration to performance is clear and meets appropriate performance benchmarks;

and

- remuneration to directors, key-managerial personnel and senior management involves a balance between fixed and incentive pay reflecting short and long term performance objectives appropriate to the working of the Company and its goals.
- Devise a policy on Board diversity;
- Fix the Salary and Perquisites of Executives of the Company;
- Consider and grant annual and special increments to the executives of the Company and to confirm the adhoc special increments granted to staff and executives of the Company;
- To consider the adequacy of profits of the Company and to consider remuneration payable to the Managerial persons as per requirement of the Companies Act and Schedules of the Companies Act;
- To approve the remuneration payable to the managerial personnel of the Company in case of inadequacy of the profits; and
- To take all other consequential and incidental actions that may arise due to requirements under the Companies Act, 2013 and any amendment thereto, Listing Regulations and guidelines/circular issued by the Securities and Exchange Board of India from time to time.
- Recommend to the Board, all remuneration, in whatever form, payable to senior management.

#### Performance evaluation criteria

The company has a devised an evaluation form which is to be required to be filled by directors to rate the functioning of Board of Directors, its Committees and individual directors. The criteria to evaluate independent directors include Participations at Meetings, Managing Relationships, Knowledge and Skill, Personal Attributes and Criteria of Independence. All independent directors are rated out of 5 on these basis.

#### COMPOSITION

The constitution of the Nomination and Remuneration Committee as on 31<sup>st</sup> March 2024 is as under:-

| Sl. No. | Name of the Members       | Designation | Designation in the Company |
|---------|---------------------------|-------------|----------------------------|
| 1       | Sh. Santosh Kumar Bishwal | Chairman    | Independent Director       |
| 2       | Sh. Vivek Gupta           | Member      | Independent Director       |
| 3       | Sh. Sunil Chadha          | Member      | Independent Director       |
| 4       | Sh. Kunal Agarwal         | Member      | Independent Director       |

Mr. Santosh Kumar Bishwal, Mr. Kunal Agarwal and Mr. Vivek Gupta, have resigned from the Board of Directors of the company w.e.f. 30<sup>th</sup> May 2024. Further Mr. Amit Bhatiani has been inducted on the Board as an Independent Director since 30<sup>th</sup> May 2024. Accordingly the Nomination & Remuneration Committee has been re-constituted w.e.f. 30<sup>th</sup> May 2024 and the Present Members of the Nomination & Remuneration Committee w.e.f. 30<sup>th</sup> May 2024 are as follows:-

| Sl. No. | Name of Member     | Designation in Committee | Designation in Company |
|---------|--------------------|--------------------------|------------------------|
| 1       | Ms. Ruchika Bansal | Chairman                 | Independent Director   |
| 2       | Sh. Amit Bhatiani  | Member                   | Independent Director   |
| 3       | Sh. Sunil Chadha   | Member                   | Independent Director   |

#### Remuneration Policy:

This Remuneration Policy relating to remuneration for the directors has been formulated by the Nomination and Remuneration Committee and approved by the Board of Directors.

#### a) Payment Terms for Executive Directors

- Salary shall not exceed limits prescribed under the Companies Act, 2013.

#### Details of Directors Remuneration:

The details of remuneration paid to the Managing/Executive/Whole-time Directors of the Company during the financial year ended March 31, 2023 are as under:

| S. No. | Name               | Designation             | Fixed Salaries and Allowance (Rs.) | Variable Portion (Rs.) | Others Arrears & Incentive (Rs.) | Commission & Other Benefits (Rs.) | Total (Rs.) |
|--------|--------------------|-------------------------|------------------------------------|------------------------|----------------------------------|-----------------------------------|-------------|
| 1.     | Sh. Ajay K. Swarup | Managing Director       | 3,40,59,375                        | 53,15,625              | 1,50,00,000                      | Nil                               | 5,43,75,000 |
| 2.     | Sh. Shekhar Swarup | Joint Managing Director | 2,91,93,750                        | 45,56,250              | 1,50,00,000                      | Nil                               | 4,87,50,000 |
| 3.     | Dr. Bhaskar Roy    | Executive Director      | 84,64,500                          | 16,73,663              | -                                | Nil                               | 1,01,38,163 |

The tenure of the appointment of Sh. Ajay K. Swarup, Managing Director has been for a period of 5 years w.e.f. December 01, 2021.

Dr. Bhaskar Roy, who retire by rotation and, being eligible, offer himself for re-appointment.

The Non-Executive Directors are paid by way of sitting fees for each meeting of the Board of Directors and its Committees attended by them. The details of sitting fees paid to Non-Executive Directors during financial year 2023-24 are as under:

| Name of the Non-Executive & Independent Director | Sitting Fees (Rs.) |
|--|--------------------|
| Sh. Vivek Gupta                                  | 1,35,000           |
| Sh. Santosh Kumar Bishwal                        | 3,30,000           |
| Sh. Sunil Chadha                                 | 2,40,000           |
| Sh. Kunal Agarwal                                | 2,25,000           |
| Ms. Ruchika Bansal                               | 90,000             |
| Mr. Ajay B. Baliga                               | 75,000             |

- Revision from time to time depending upon performance of the Company, individual Director's performance and prevailing Industry norms.

- No sitting fees.

#### b) Payment Terms for Non-Executive Directors

- Sitting fees shall not exceed limits prescribed under the Companies Act, 2013.

- The remuneration payable to Non - Executive Directors is decided by the Board of Directors.

During the Financial Year 2023-24, 2023-24, 5 (Five) Audit Committee Meetings were held on May 25, 2023, August 14, 2023, November 09, 2023, January 03 2024 and February 09, 2024. The attendance of Remuneration Committee meeting is as follows:

| Members                   | Designation | No. of Meetings attended |
|---------------------------|-------------|--------------------------|
| Sh. Santosh Kumar Bishwal | Chairman    | 5                        |
| Sh. Vivek Gupta           | Member      | 3                        |
| Sh. Sunil Chadha          | Member      | 5                        |
| Sh. Kunal Agarwal         | Member      | 4                        |

None of the Non-Executive Directors had any pecuniary relationship or transactions with the Company during the year ended March 31, 2024 except getting sitting fees for the meeting attended by them.

#### 5. STAKEHOLDERS RELATIONSHIP COMMITTEE

##### COMPOSITION

The constitution of the Stakeholders Relationship Committee as on 31<sup>st</sup> March 2024 is as under:-

| Name of the Members       | Designation | Designation in the Company |
|---------------------------|-------------|----------------------------|
| Sh. Santosh Kumar Bishwal | Chairman    | Independent Director       |
| Sh. Vivek Gupta           | Member      | Independent Director       |
| Dr. Bhaskar Roy           | Member      | Executive Director         |



Mr. Santosh Kumar Bishwal and Mr. Vivek Gupta, have resigned from the Board of Directors of the company w.e.f. 30<sup>th</sup> May 2024. Accordingly the Stakeholders Relationship Committee has been re-constituted w.e.f. 30<sup>th</sup> May 2024 and the Present Members of the Stakeholders Relationship Committee w.e.f. 30<sup>th</sup> May 2024 are as follows:-

| Sl. No. | Name of Member     | Designation in Committee | Designation in Company |
|---------|--------------------|--------------------------|------------------------|
| 1       | Ms. Ruchika Bansal | Chairman                 | Independent Director   |
| 2       | Sh. Sunil Chadha   | Member                   | Independent Director   |
| 3       | Dr. Bhaskar Roy    | Member                   | Executive Director     |

#### COMPLIANCE OFFICER

Shri Santosh Kumar Pattanayak, Company Secretary of the Company has been appointed as the Compliance Officer.

#### DETAILS OF SHAREHOLDERS'/INVESTORS' COMPLAINTS RECEIVED AND ATTENDED

| Number of Shareholders'/Investors' Complaints received during the period April 01, 2023 to March 31, 2024 | Five |
|---|------|
| Number of Complaints attended/resolved  | Five |
| Number of Complaints not resolved to the satisfaction of shareholders                                     | Nil  |
| Number of pending complaints as on March 31, 2024   | Nil  |

#### 6. CORPORATE SOCIAL RESPONSIBILITY (CSR) COMMITTEE:

##### COMPOSITION

The constitution of the Corporate Social Responsibility (CSR) Committee as on 31<sup>st</sup> March 2024 is as under:-

| Name of the Members       | Designation | Designation in the Company |
|---------------------------|-------------|----------------------------|
| Sh. Santosh Kumar Bishwal | Chairman    | Independent Director       |
| Sh. Vivek Gupta           | Member      | Independent Director       |
| Sh. Shekhar Swarup        | Member      | Joint Managing Director    |
| Dr. Bhaskar Roy           | Member      | Executive Director         |

Mr. Santosh Kumar Bishwal and Mr. Vivek Gupta, have resigned from the Board of Directors of the company w.e.f. 30<sup>th</sup> May 2024. Accordingly the CSR Committee has been re-constituted w.e.f. 30<sup>th</sup> May 2024 and the Present Members of the CSR Committee w.e.f. 30<sup>th</sup> May 2024 are as follows:-

| Sl. No. | Name of Member     | Designation in Committee | Designation in Company  |
|---------|--------------------|--------------------------|-------------------------|
| 1       | Ms. Ruchika Bansal | Chairman                 | Independent Director    |
| 2       | Dr. Bhaskar Roy    | Member                   | Executive Director      |
| 3       | Sh. Sunil Chadha   | Member                   | Independent Director    |
| 4       | Sh. Shekhar Swarup | Member                   | Joint Managing Director |

Terms of reference of the CSR Committee are:

1. Formulate and recommend to the Board, a CSR policy indicating the activity or activities to be undertaken by the Company as specified in Schedule VII of the Companies Act, 2013;
2. Recommend the amount to be spent on these activities;
3. Monitor the Company's CSR policy periodically; and
4. Institution of transparent monitoring mechanism for the implementation of CSR projects.

The Company has adopted a policy on Corporate Social Responsibility as required under section 135 of The Companies Act, 2013 which is also available at the website of the Company ([www.globusspirits.com](http://www.globusspirits.com)). During the year 2023-24, 2 (Two) CSR Committee meetings were held on May 24, 2023 and February 09, 2024.

#### 7. RISK MANAGEMENT COMMITTEE: COMPOSITION

The constitution of the Risk Management Committee as on 31<sup>st</sup> March 2024 is as under:-

| Name of the Members | Designation | Designation in the Company |
|---------------------|-------------|----------------------------|
| Sh. Kunal Agarwal   | Chairman    | Independent Director       |
| Sh. Ajay B. Baliga  | Member      | Non-executive Director     |
| Sh. Shekhar Swarup  | Member      | Joint Managing Director    |
| Dr. Bhaskar Roy     | Member      | Executive Director         |

Since Mr. Kunal Agarwal have resigned from the Board of Directors of the company w.e.f. 30<sup>th</sup> May 2024. Accordingly the Risk Management Committee has been re-constituted w.e.f. 30<sup>th</sup> May 2024 and the Present Members of the Risk Management Committee w.e.f. 30<sup>th</sup> May 2024 are as follows:-

| Sl. No. | Name of Member     | Designation in Committee | Designation in Company  |
|---------|--------------------|--------------------------|-------------------------|
| 1       | Ms. Ruchika Bansal | Chairman                 | Independent Director    |
| 2       | Sh. Ajay B. Baliga | Member                   | Non-executive Director  |
| 3       | Sh. Sunil Chadha   | Member                   | Independent Director    |
| 4       | Sh. Shekhar Swarup | Member                   | Joint Managing Director |
| 5       | Dr. Bhaskar Roy    | Member                   | Executive Director      |

Terms of reference of the Risk Management Committee are:

1. Framing, implementing and monitoring the risk management plan for the Company;
2. Laying down procedures to inform Board members about the risk assessment and minimization procedures;
3. Monitoring and reviewing of the risk management plan from time to time; and
4. Activities as may be required to be done under the Companies Act 2013.

During the year 2023-24, 2 (Two) meetings of Risk Management Committee has been taken place vide dated 11<sup>th</sup> December 2023 and 08<sup>th</sup> February 2024. The attendance of Remuneration Committee meeting is as follows:

| Members            | Designation | No. of Meetings attended |
|--------------------|-------------|--------------------------|
| Sh. Kunal Agarwal  | Chairman    | 2                        |
| Sh. Ajay B. Baliga | Member      | 1                        |
| Sh. Shekhar Swarup | Member      | 1                        |
| Dr. Bhaskar Roy    | Member      | 2                        |

#### 8. GENERAL BODY MEETINGS

Details of the last three Annual General Meetings:

| Date of Meeting | Location of the Meeting  | Time       | Whether any Special Resolution Passed in previous three AGM |
|-----------------|--|------------|---|
| 22.07.2023      | Registered office:- F-0, The Mira Corporate Suites, Ishwar Nagar, Mathura Road, New Delhi-110065 | 12:00 Noon | Yes   |
| 24.09.2022      | Registered office:- F-0, The Mira Corporate Suites, Ishwar Nagar, Mathura Road, New Delhi-110065 | 03:00 P.M. | Yes   |
| 24.09.2021      | Registered office:- F-0, The Mira Corporate Suites, Ishwar Nagar, Mathura Road, New Delhi-110065 | 03:00 P.M. | Yes   |

#### Details of Special Resolutions passed through Postal Ballots during the financial year 2023-24:

No Special Resolutions has been passed through postal ballots during the FY 2023-24

#### 9. DISCLOSURES Made By the Management to the Board

##### i) Related Party Transactions

There have been related party transactions as reflected in Note 44 to the consolidated financial statements but none of them are not in conflict with the interest of the Company. The Company has formulated a policy on materiality of Related Party Transactions and also on dealing with Related Party Transactions. The said policy is also available on the website of the Company ([www.globusspirits.com](http://www.globusspirits.com)).

##### ii) Details on Non-Compliance

The equity shares of the Company are listed on BSE as well as on NSE and the Company has complied with all the applicable requirements of capital markets and no penalties or strictures have been imposed on the Company by Stock Exchanges, SEBI or any other statutory authority, on any matter relating to the capital markets, during the year.

##### iii) Vigil Mechanism / Whistle Blower Policy

The Company has a Vigil Mechanism / Whistle Blower Policy as required under the Companies Act, 2013. ). The purpose of this policy is to provide a framework to promote responsible whistle blowing by employees. It provides protection to those employees who wish to raise a concern about serious irregularities, unethical behavior and/or actual or suspected fraud within the Company. The mechanism under the Policy has been appropriately communicated within the organization and the Company has not denied access to any personnel, to approach the management/Audit Committee on any issue.

##### iv) CEO/CFO Certification

The Managing Director, Sh. Ajay Kumar Swarup and CFO Nilanjan Sarkar have certified to the Board of Directors, *inter alia*, the accuracy of financial statements and adequacy of internal controls for the financial reporting purpose as required under Regulation 17 of SEBI (Listing Obligations and Disclosure Requirements) Regulations, 2015, for the year ended March 31, 2024.

##### v) Compliance with Mandatory Requirements

The Company has submitted to stock exchange on quarterly basis the compliance status of all the

Mandatory Requirements pursuant to Part C of Schedule V of Regulation 34(3) of SEBI (Listing Obligations and Disclosure Requirements) Regulations, 2015.

#### vi) Policy for determining material subsidiaries

The Company has duly posted the policies with respect to determining material subsidiaries at its website ([www.globusspirits.com](http://www.globusspirits.com)).

#### vii) Consolidated fees paid to statutory auditor

Total fees for all services paid by the Company and its subsidiaries, on a consolidated basis, to the statutory auditors and all entities in the network firm/network entity for FY 2023-24 of which it is a part is as reflected in Notes to the financial statements.

#### viii) With respect to disclosure in relation to Sexual Harassment of Women at Workplace (Prevention, Prohibition and Redressal) Act, 2013:

- number of complaints filed during the financial year - Nil
- number of complaints disposed of during the financial year - Nil
- number of complaints pending as on end of the financial year - Nil

### 10. MEANS OF COMMUNICATION

The Company's financial results are communicated forthwith to both the Stock Exchanges with whom the Company has listing arrangements as soon as they are approved and taken on record by the Board of Directors of the Company. Thereafter the results are normally published in The Financial Express and Regional newspapers. The Financial Results, Press Releases and Presentations made to institutional investors are also available under Investors section on the Company's website ([www.globusspirits.com](http://www.globusspirits.com)).

Designated Exclusive e-mail ID: The Company has designated the following e-mail ID exclusively for investor grievance redressal:-

corporatetf@globusgroup.in; santoshp@globusgroup.in; ir@globusgroup.in

### 11. DISCLOSURE OF CERTAIN TYPE OF AGREEMENTS BINDING LISTED ENTITIES

There are no agreement impacting management or control of the Company or imposing any restriction or create any liability upon the Company.

### 12. SHARES IN THE SUSPENSE ACCOUNT

There are no shares in the demat suspense account or unclaimed suspense account.

### 13. GENERAL SHAREHOLDERS INFORMATION

#### a) Annual General Meeting:

Date & Time : Thursday, 29<sup>th</sup> August 2024 at 03:00 PM through Audio Visual conference mode.

Venue : At the Registered office of the company at F-0, Mira Corporate Suites, Ishwar Nagar, Mathura Road, New Delhi

b) Financial Year : April 01, 2023 to March 31, 2024

c) Book Closure : From 23<sup>rd</sup> August 2024 to 29<sup>th</sup> August 2024(both days inclusive)

d) Dividend : 35% dividend is proposed on paid up equity share capital of the company and if approved by the Shareholders it will be distributed to the shareholders within the scheduled time of 30 days from the date of AGM of the company.

#### e) Listing on Stock Exchanges: w.e.f. September 23, 2009

The Equity Shares of the Company are listed at the following Stock Exchanges:

- Bombay Stock Exchange Limited, 25th Floor, Phiroze Jeejeebhoy Towers, Dalal Street, Mumbai- 400 001.
- National Stock Exchange of India Limited, 'Exchange Plaza', Bandra - Kurla Complex, Bandra (East), Mumbai- 400 051.

f) Stock Code: BSE 533104  
NSE GLOBUSSPR  
NSDL/ CDSL – ISIN INE615I01010

#### g) Stock Market Price Data for the year 2023-24

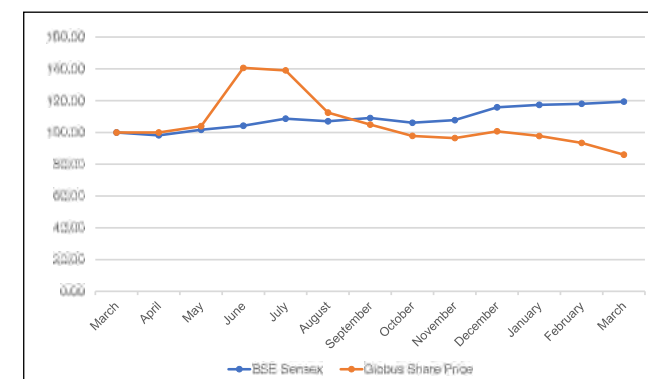
| Month  | BSE PRICE |         | NSE PRICE |         |
|--------|-----------|---------|-----------|---------|
|        | High      | Low     | High      | Low     |
| Apr-23 | 903.95    | 777.55  | 902.00    | 779.75  |
| May-23 | 1054.35   | 829.95  | 1055.00   | 844.05  |
| Jun-23 | 1311.30   | 1007.45 | 1313.90   | 1002.00 |
| Jul-23 | 1326.25   | 962.00  | 1327.70   | 962.00  |
| Aug-23 | 1089.30   | 881.25  | 1090.00   | 880.35  |
| Sep-23 | 953.95    | 863.15  | 954.95    | 864.00  |
| Oct-23 | 892.00    | 760.00  | 894.00    | 759.50  |
| Nov-23 | 865.00    | 799.30  | 866.00    | 799.85  |
| Dec-23 | 934.95    | 829.45  | 935.00    | 830.05  |
| Jan-24 | 911.00    | 794.55  | 911.50    | 794.55  |
| Feb-24 | 883.75    | 775.00  | 883.95    | 775.00  |
| Mar-24 | 794.00    | 656.10  | 793.45    | 661.3   |

(Source: [www.bseindia.com](http://www.bseindia.com) and [www.nseindia.com](http://www.nseindia.com))

The Company had paid Annual Listing Fees for the Financial Year 2023-24.

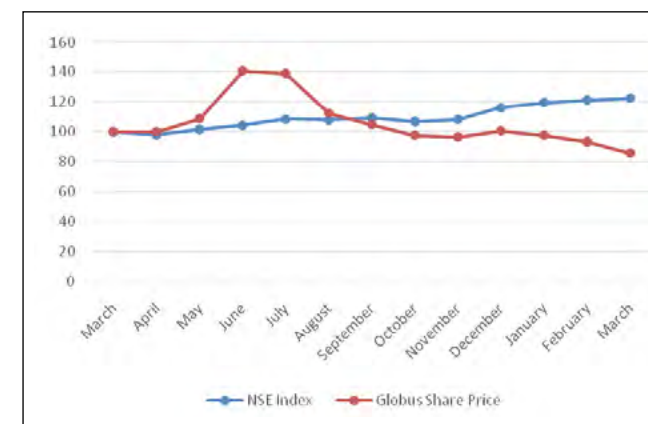
#### Performance in comparison with Indices (BSE/NSE) Base is 100 as at March 31, 2024

##### BSE



(Source: [www.bseindia.com](http://www.bseindia.com))

##### NSE



(Source: [www.nseindia.com](http://www.nseindia.com))

#### Distribution of Equity shareholding as on March 31, 2024

| No of Equity Shares Held | No. of Shareholders | % of Shareholders | No. of Shares Held | % Shareholding |
|--------------------------|---------------------|-------------------|--------------------|----------------|
| Up to 500                | 98,003              | 96.9588           | 4971075            | 17.2471        |
| 501 to 1000              | 1689                | 1.6710            | 1271595            | 4.4118         |
| 1001 to 2000             | 757                 | 0.7489            | 1095415            | 3.8005         |
| 2001 to 3000             | 236                 | 0.2335            | 590769             | 2.0497         |
| 3001 to 4000             | 99                  | 0.0979            | 346229             | 1.2012         |
| 4001 to 5000             | 80                  | 0.0791            | 368643             | 1.2790         |
| 5001 to 10000            | 115                 | 0.1138            | 804352             | 2.7907         |
| 10001 & above            | 98                  | 0.0970            | 19374555           | 67.2199        |
| <b>Grand Total</b>       | <b>101077</b>       | <b>100.00</b>     | <b>2,88,22,633</b> | <b>100.00</b>  |

#### Registrar and Share Transfer Agents (STA):

Link Intime India Pvt. Ltd.  
Noble Heights, 1<sup>st</sup> Floor, Plot No. N.H-2, LSC, C-1 Block, Near Savitri Market, Janakpuri, New Delhi-110058

#### Share Transfer System:

Company's shares are transferable both in Demat and Physical mode. The transfers of shares in case of dematerialization form are being conducted through Depository Participant (DP). For the transfer of physical shares Company's Registrar at above mentioned address is to be contacted. Further Share transfer requests received in physical form are registered within 21 days from the date of receipt and demat requests are normally confirmed within the prescribed time from the date of receipt.

#### Investor correspondence address

Shareholders correspondence should be addressed to the Registrars and Transfer Agents at the address given here above.

Shareholders holding shares in dematerialized form should address all their correspondence to their respective Depository Participants.

The Company has complied with all the mandatory requirements specified in Regulations 17 to 27 and clauses (b) to (i) of sub-regulation (2) of Regulation 46 of the Listing Regulations.

#### Shareholding Pattern as on March 31, 2024:

| Category                                | No. Of Share Held  | % Of Holding |
|---|--------------------|--------------|
| <b>Equity:</b>                          |                    |              |
| <b>A. Promoter &amp; Promoter Group</b> |                    |              |
| 1. India                                | 1,46,93,920        | 50.98        |
| 2. Foreign                              | -                  | -            |
| <b>Total (A)</b>                        | <b>1,46,93,920</b> | <b>50.98</b> |
| <b>B. Public</b>                        |                    |              |
| 1. Institutions                         |                    | 5.87         |
| 2. Non-Institutions                     | 16,92,141          | 43.15        |
|   | 1,24,36,572        |              |
| <b>Total (B)</b>                        | <b>1,41,28,713</b> | <b>49.02</b> |
| <b>Grand Total (A+B)</b>                | <b>28,822,633</b>  | <b>100</b>   |

#### Dematerialization of Shares and Liquidity

The Company's shares are compulsorily traded in dematerialized form. As on March 31, 2024, 99.996% (28,821,399 shares out of total 28,822,633 equity shares) shares were held in dematerialized form.

#### Credit Rating

The Company has been rated by CARE A+ Stable (single A Plus : Outlook Stable) for its various working capital and term loan credit facilities availed by the company from various bankers.

#### Outstanding GDR/ADRs/Warrants or any Convertible instruments, conversion date and likely impact on equity:

There is no outstanding GDR/Warrants and Convertible Bonds etc.



Address for Correspondence :

- 1) Registered office Address : M/s Globus Spirits Limited, F-0, The Mira Corporate Suites, Ishwar Nagar, Mathura Road, New Delhi-110065, E-mail : corporateoffice@globusgroup.in
- 2) Address of Registrar and Share Transfer Agent : M/s Link Intime India Pvt. Ltd., Noble Heights, 1<sup>st</sup> Floor, Plot No. NH-2, LSC, C-1 Block, Near Savitri Market, Janakpuri, New Delhi-110058

#### **Commodity price risk or foreign exchange risk and hedging activities**

During the year 2023-24, the Company had managed the foreign exchange risk and entered into forward contracts to the extent considered necessary for minimizing the risk of foreign exchange fluctuations. The details of foreign currency exposure are disclosed in note to be financial statements.

#### **Plant Locations**

- : 1) Vill: Shyampur, Tehsil: Behror, Dist : Alwar, Rajasthan
- : 2) 4K.M., Chulkana Road, Vill: Samalkha, Dist: Panipat, Haryana
- : 3) National Highway, Hisar Bye-pass, Hisar, Haryana
- : 4) Vill: Duduha, Tehsil :Jandaha, Dist: Vaishali, Bihar
- : 5) Plot B-7, Panagarh Industrial Area, Panagarh, Dist: Burdwan, West Bengal
- : 6) Vill : Olda, Block-Baharagora, Tehsil: Ghatshila, Dist:East Singhbhum, Jharkhand
- : 7) Vill ; Abbaspur, Aurangabad, Tehsil-Mitauli, Dist: Lakhimpur Kheri, Uttar Pradesh

#### **DISCRETIONARY REQUIREMENTS**

##### **(1) CHAIRMAN OF THE BOARD**

The Board of Directors of the Company has a Chairman who is a Non-Executive & Independent Director.

##### **(2) SHAREHOLDERS' RIGHTS**

As the Company's quarterly results are published in leading English newspapers having circulation all over India and in a Hindi newspaper widely circulated in the region, the same are not sent to each household of shareholders.

##### **(3) MODIFIED OPINIONS IN AUDIT REPORT**

There is no qualification contained in Audit Report.

##### **(4) SEPARATE POST OF CHAIRMAN AND MANAGING DIRECTOR**

The Company has separately appointed Chairman and Managing Director.

##### **(5) REPORTING OF INTERNAL AUDITOR**

The Internal Auditors reports directly to the Audit Committee.

#### **REQUEST TO SHAREHOLDERS**

##### **Demat of Shares:**

Shareholders are requested to convert their physical holding to demat/ electronic form through any of the DPs to avoid any possibility of loss, mutilation etc., of physical share certificates and also to ensure safe and speedy transaction in securities.

##### **Consolidation of Multiple Folios:**

Shareholders, who have multiple folios in identical names and order are requested to apply for consolidation of such folios and send the relevant share certificates to the Company.

##### **Registration of Nominations:**

Section 72 of the Companies Act, 2013 provides facility for making nominations by shareholders in respect of their holding of shares. Such nomination greatly facilitates transmission of shares from the deceased shareholder to his / her nominee without having to go through the process of obtaining succession certificate / probate of the will, etc. It would therefore be in the best interest of the shareholders holding shares in physical form registered as a sole holder to make such nominations. Shareholders, who have not availed nomination facility, are requested to avail the same by submitting the nomination form to the Company or STA. This form will be made available on request. Investors holding shares in demat form are advised to contact their DPs for making nominations.

##### **Updation of address:**

Shareholders are requested to update their addresses registered with the Company, directly through the STA, to receive all communications promptly. Shareholders, holding shares in electronic form, are requested to deal only with their DPs in respect of change of address, furnishing bank account number, etc.

#### **GREEN INITIATIVE IN CORPORATE GOVERNANCE**

In compliance with the provisions of section 20 of the companies act, 2013, permits circulation of Annual Report through electronic means to such of the members whose e-mail addresses are registered with NSDL or CDSL or with the Company to receive the documents in electronic form and physical copies to those shareholders whose e-mail addresses have not been either registered with the Company or with the DPs. To support this green initiative of the Government, members are requested to register their e-mail addresses and also intimate changes, if any, with the DPs, in case shares are held in dematerialized form and with the STA, in case the shares are held in physical form.

#### **Compliance**

The Certificate dated 30<sup>th</sup> May 2024 obtained from our statutory auditors SKP & Co, Vaishali, NCR Delhi forms part of this Annual Report.

# Auditor's Certificate on Corporate Governance

To,  
The Members  
Globus Spirits Limited  
CIN: L74899DL1993PLC052177  
New Delhi.

We have examined the compliance of conditions of Corporate Governance by M/s Globus Spirits Limited (the "Company"), for the financial year ended on March 31, 2024 as stipulated in the relevant provisions of Securities and Exchange Board of India (Listing Obligations and Disclosure Requirements) Regulations, 2015 ("the SEBI Listing Regulations, 2015") as referred to in Regulations 15(2) of the SEBI Listing Regulations, 2015.

The Compliance of conditions of Corporate Governance is the responsibility of the Management. Our examination was limited to procedures and implementation thereof, adopted by the Company for ensuring the compliance of the conditions of Corporate Governance. It is neither an audit nor an expression of opinion on the financial statements of the Company.

In our opinion and to the best of our information and according to the explanations given to us and the representations made by the Directors and the management, we certify that the Company has complied with the conditions of Corporate Governance as stipulated in the above said Clause(s) of the SEBI Listing Regulations, 2015

We further state that such compliance is neither an assurance as to the future viability of the Company nor the efficiency or effectiveness with which the management has conducted the affairs of the Company.

This certificate is issued solely for the purposes of complying with the aforesaid Regulations and is not intended to be and should not be used for any other purpose whatsoever, and may not be used by any other person for any other purpose. Accordingly, we do not accept or assume any liability or any duty of care for any other purpose or to any other person to whom this certificate is shown or into whose hands it may come without our prior consent in writing.

**For SKP & Co.**

Company Secretaries

(CS Sundeep K. Parashar)

M. No. : FCS 6136

C.P. No. : 6575

PR : 1323/2021

UDIN : F006136F000491236

Place : Vaishali, NCR Delhi

Date : 30.05.2024

# CEO and CFO Certification

## CEO AND CFO Certification under Regulation 17(8) of SEBI (LODR) Regulation, 2015

In terms of Regulation 17(8) of the SEBI (LODR) Regulation, 2015, we, Nilanjan Sarkar, CFO and Ajay K. Swarup, Managing Director hereby certify that :

- A. We have reviewed financial statements for the period ending 31<sup>st</sup> March 2024 and that to the best of our knowledge and belief:
- (1) these statements do not contain any materially untrue statement or omit any material fact or contain statements that might be misleading;
  - (2) these statements together present a true and fair view of the listed entity's affairs and are in compliance with existing accounting standards, applicable laws and regulations.
- B. There are, to the best of our knowledge and belief, no transactions entered into by the listed entity during the year which are fraudulent, illegal or violative of the listed entity's code of conduct.
- C. We accept responsibility for establishing and maintaining internal controls for financial reporting and that we have evaluated the effectiveness of internal control systems of the listed entity pertaining to financial reporting and we have disclosed to the auditors and the audit committee, deficiencies in the design or operation of such internal controls, if any, of which we are aware and the steps we have taken or propose to take to rectify these deficiencies.
- D. We have indicated to the auditors and the Audit committee
- (1) significant changes in internal control over financial reporting during the year;
  - (2) significant changes in accounting policies during the year and that the same have been disclosed in the notes to the financial statements; and
  - (3) instances of significant fraud of which they have become aware and the involvement therein, if any, of the management or an employee having a significant role in the listed entity's internal control system over financial reporting. **(No Instance of any kind of fraud has been detected)**

**(Nilanjan Sarkar)**  
CFO

**(Ajay K. Swarup)**  
Managing Director

Place-New Delhi

Date- May 30, 2024

# Business Responsibility & Sustainability Report

**Globus Spirits Limited** was incorporated in 1993. Today, with a blend of experience-led wisdom and youthful exuberance, Globus Spirits operates with high standards of quality in the spirits business, driven to create value for all our stakeholders. Our presence in multiple segments and price points of the value chain is clearly visible, with well-integrated operations aiding in ensuring quality and cost control.

In accordance with clause (f) of sub-regulation (2) of Regulation 34 of the Securities and Exchange Board of India (Listing Obligations and Disclosure Requirements) Regulations, 2015, as amended from time to time (Listing Regulations).Your Company's Business Performance and Impacts are disclosed based on the 9 Principles of the 'National Guidelines on Responsible Business Conduct' (NGRBC).

## SECTION A: GENERAL DISCLOSURES

### I. Details of the listed entity

| S. No | Details of Listed Entity   |  |
|-------|--|--|
| 1     | Corporate Identity Number (CIN)  | L74899DL1993PLC052177  |
| 2     | Name of the Listed Entity  | Globus Spirits Limited   |
| 3     | Year of Incorporation  | 1993   |
| 4     | Registered Office Address  | F-0, Ground Floor, The Mira Corporate Suites, Plot No. 1 & 2, Ishwar Nagar, Mathura Road, New Delhi 110065         |
| 5     | Corporate Address  | F-0, Ground Floor, The Mira Corporate Suites, Plot No. 1 & 2, Ishwar Nagar, Mathura Road, New Delhi 110065         |
| 6     | E-Mail   | santoshp@globusgroup.in  |
| 7     | Telephone  | +91-11-66424600  |
| 8     | Website  | www.globusspirits.com  |
| 9     | Financial Year for which reporting is being done   | 1st April 2023 -- 31st March 2024  |
| 10    | Name of Stock Exchanges where shares are listed  | BSE 533104 and NSE-GLOBUSSPR   |
| 11    | Paid-up Capital  | Rs 28,82,26,330/-  |
| 12    | Name and Contact details of person who has to be contacted for any BRSR Report related Queries | Mr. Santosh Kumar Pattanayak: Company Secretary<br>Email: santoshp@globusgroup.in<br>Phone Number: +91-11-66424600 |
| 13    | Reporting Boundary (Standalone/Consolidated Basis)   | The disclosure under this Report are made on Standalone Basis for Globus Spirits Limited                           |
| 14    | Name of assurance provider   | Not Applicable   |
| 15    | Type of assurance obtained   | Not Applicable   |

### II. Products/services

16. Details of business activities (accounting for 90% of the turnover):

| S. No. | Description of Main Activity  | Description of Business Activity  | % of Turnover of the entity |
|--------|---|---|-----------------------------|
| 1      | Manufacturing of Bulk industrial alcohol and Potable Alcohol (RS/ENA/ETHANOL/IMIL/IMFL/ Others) | Bulk Alcohol, IMFL Bottling, By-Products; Value Spirits and Premium Spirits | 100                         |



17. Products/Services sold by the entity (accounting for 90% of the entity's Turnover):

| S.No. | Product/Service | NIC Code | % of total Turnover contributed |
|-------|-----------------|----------|---------------------------------|
| 1     | ENA             | 2208     | 15                              |
| 2     | Ethanol         | 2208     | 40                              |
| 3     | IMIL            | 2208     | 31                              |
| 4     | IMFL            | 2208     | 2                               |
| 5     | Others          | 2208     | 12                              |

Abbreviations: ENA (External Neutral Alcohol), IMIL (Indian Mfg. Indian Liquor), IMFL (Indian Mfg. Foreign Liquor).

### III. Operations

18. Number of locations where plants and/or operations/offices of the entity are situated:

| Location      | Number of plants | Number of offices | Total |
|---------------|------------------|-------------------|-------|
| National      | 6                | 1                 | 7     |
| International | 0                | 0                 | 0     |

19. Markets served by the entity:

a. Number of location

| Locations                        | Number                                  |
|----------------------------------|---|
| National (No. of States)         | States-8                                |
| International (No. of Countries) | 6 Approx(Countries of Africa and Japan) |

b. What is the contribution of exports as a percentage of the total turnover of the entity?

-Contribution of exports as a percentage of the total turnover of the entity is 1 %

c. Brief on types of customers:

- GSL caters to the individual /retail customers as well as the industrial customers. GSL business is divided into the following areas-

a) The manufacturing business involves sale of ethanol, ENA and sale of by-products. Ethanol is sold to OMC (HPCL, IOCL, and BPCL), ENA is sold to MNC's like USL, Pernod, Beam, Bacardi and big domestic liquor companies like ABD, Radico and other country liquor bottlers. By products predominantly Animal Feed Supplement (AFS) is sold to local customers who lift the same.

b) Consumer division involves sale of Country Liquor (Value segment), liquor in the value plus segment and IMFL (Indian Made Foreign Liquor). These are sold to the distributors, retailers etc. depending on the terms of trade and route to market.

### IV. Employees

20. Details as at the end of Financial Year:

a. Employees and workers (including differently abled):

| S.No.            | Particulars                  | Total (A) | Male   |        | Female  |        |
|------------------|------------------------------|-----------|--------|--------|---------|--------|
|                  |                              |           | No.(B) | %(B/A) | No. (C) | %(C/A) |
| <b>EMPLOYEES</b> |                              |           |        |        |         |        |
| 1.               | Permanent(D)                 | 760       | 756    | 99.4%  | 4       | 0.52%  |
| 2.               | Other than Permanent(E)      | 8         | 7      | 87.5%  | 1       | 12.5%  |
| 3.               | <b>Total employees (D+E)</b> | 768       | 763    | 99.3%  | 5       | 0.65%  |

| WORKERS |                            |     |     |       |   |      |
|---------|----------------------------|-----|-----|-------|---|------|
| 4.      | Permanent(F)               | 123 | 123 | 100%  | 0 | 0%   |
| 5.      | Other than Permanent(G)    | 301 | 300 | 99.6% | 1 | 0.4% |
| 6.      | <b>Total workers (F+G)</b> | 424 | 423 | 99.7% | 1 | 0.3% |

b. Differently abled Employees and workers:

| S.No                             | Particulars                                    | Total (A) | Male   |        | Female |        |
|----------------------------------|--|-----------|--------|--------|--------|--------|
|                                  |  |           | No.(B) | %(B/A) | No.(C) | %(C/A) |
| <b>DIFFERENTLYABLEDEMPLOYEES</b> |  |           |        |        |        |        |
| 1.                               | Permanent(D)                                   | Nil       | Nil    | Nil    | Nil    | Nil    |
| 2.                               | Other than Permanent(E)                        | Nil       | Nil    | Nil    | Nil    | Nil    |
| 3.                               | <b>Total differently abled employees (D+E)</b> | Nil       | Nil    | Nil    | Nil    | Nil    |
| <b>DIFFERENTLYABLEDWORKERS</b>   |  |           |        |        |        |        |
| 4.                               | Permanent(F)                                   | Nil       | Nil    | Nil    | Nil    | Nil    |
| 5.                               | Other than permanent(G)                        | Nil       | Nil    | Nil    | Nil    | Nil    |
| 6.                               | <b>Total differently abled workers (F+G)</b>   | Nil       | Nil    | Nil    | Nil    | Nil    |

21. Participation/Inclusion/Representation of women

|                          | Total (A) | No. and percentage of Females |        |
|--------------------------|-----------|-------------------------------|--------|
|                          |           | No.(B)                        | %(B/A) |
| Board of Directors       | 9         | 1                             | 11.11  |
| Key Management Personnel | 2         | 0                             | 0      |

22. Turnover rate for permanent employees and workers

|                            | FY-2023-24<br>(Turnover rate in current FY) |        |        | FY-2022-23 (Turnover rate in previous FY) |        |       | FY-2021-22<br>(Turnover rate in the year prior to the Previous FY) |        |        |
|----------------------------|---|--------|--------|---|--------|-------|--|--------|--------|
|                            | Male  | Female | Total  | Male                                      | Female | Total | Male   | Female | Total  |
| <b>Permanent Employees</b> | 31.22%                                      | 0      | 31.22% | 27.8%                                     | 0%     | 27.8% | 12.97%   | 33.3%  | 46.27% |
| <b>Permanent Workers</b>   | 33.15%                                      | 0      | 33.15% | 42.1%                                     | 0%     | 42.1% | 44.68%   | 0%     | 44.68% |

### V. Holding, Subsidiary and Associate Companies (including joint ventures)

23. (a) Names of holding/subsidiary /associate companies/joint ventures

| S. No. | Name of the holding/ subsidiary/ associate companies/ joint ventures(A) | Indicate whether holding/ Subsidiary/ Associate/ Joint Venture | % of shares held by listed entity | Does the entity indicated at column A; participate in the Business Responsibility initiatives of the listed entity?(Yes/No) |
|--------|---|--|-----------------------------------|---|
| 1      | Bored Beverages Private Limited   | Subsidiary   | 40.9%                             | No  |

Percentage of Preference shares held by the company against the total share capital of the company/subsidiary including equity and preference.

### VI. CSR Details

24. (i) Whether CSR is applicable as per Section135 of Companies Act, 2013: **(Yes / No) – Yes**

(ii) Turnover (in Rs.): 23,43,83,64,000

(iii) Net worth (in Rs.): 7,72,30,59,000

**VII. Transparency and Disclosures Compliances**

25. Complaints/Grievances on any of the principles (Principles 1 to 9) under the National Guidelines on Responsible Business Conduct:

| Stakeholder group from whom complaint is received | Grievance Redressal Mechanism in Place (Yes/No)   | FY-2023-24 Current Financial Year          |  |  | FY-2022-23 Previous Financial Year         |  |  |
|---|---|--|--|--|--|--|--|
|   |   | Number of complaints filed during the year | Number of complaints pending resolution at close of the year | Remarks  | Number of complaints filed during the year | Number of complaints pending resolution at close of the year | Remarks  |
| Communities                                       | Globus Spirits Limited enables community members or other stakeholders to register concerns, through its helpline and email address as provided on the official website of the company i.e. <a href="https://www.globusspirits.com/contact_us.php">https://www.globusspirits.com/contact_us.php</a> with the aim of resolving challenges before they escalate.  | 0  | 0  | Internal grievance redressal mechanism in place. | 0  | 0  | Internal grievance redressal mechanism in place. |
| Investors (other than shareholders)               | Globus Spirits Limited has a Board-level Stakeholders' Relationship Committee to oversee functioning of mechanisms for redressal of investor grievances. Additionally the company has provided a separate email address i.e. <a href="mailto:ir@globusgroup.in">ir@globusgroup.in</a> provided on the official website of the company i.e. <a href="https://www.globusspirits.com/contact_us.php">https://www.globusspirits.com/contact_us.php</a>  | 0  | 0  | Internal grievance redressal mechanism in place  | 0  | 0  | Internal grievance redressal mechanism in place. |
| Shareholders                                      | Globus Spirits Limited has a Board-level Stakeholders' Relationship Committee to oversee functioning of mechanisms for redressal of investor grievances. Mr. Santosh Kumar Pattanayak, the Company Secretary of Globus Spirits Limited actively address and resolve all investor and shareholder grievances. The Investor Presentations, Quarterly Financial Reports, Annual Report etc. are also shared through the website: <a href="https://www.globusspirits.com/investors.php">https://www.globusspirits.com/investors.php</a> | 0  | 0  | Internal grievance redressal mechanism in place  | 0  | 0  | Internal grievance redressal mechanism in place. |

|                       |  |   |   |  |   |   |  |
|-----------------------|--|---|---|--|---|---|--|
| Employees and workers | Globus Spirits Limited has a Whistle-Blower Policy and associated mechanisms to redress grievances of all stakeholders, including employees and workers. The link to the Policy is available on company's website and accessible to everybody at <a href="chrome-extension://efaidn-bmnnnibpcajpcglclefindmkaj/https://www.globusspirits.com/documents/key-policies/Whistle-Blower-Policy.pdf">chrome-extension://efaidn-bmnnnibpcajpcglclefindmkaj/https://www.globusspirits.com/documents/key-policies/Whistle-Blower-Policy.pdf</a> | 0 | 0 | Internal grievance redressal mechanism in place  | 0 | 0 | Internal grievance redressal mechanism in place.     |
| Customers             | Globus Spirits Limited enables customers to register concerns, through its helpline and email address as provided on the official website of the company i.e. <a href="https://www.globusspirits.com/contact_us.php">https://www.globusspirits.com/contact_us.php</a> with the aim of resolving challenges before they escalate.   | 0 | 0 | Internal grievance redressal mechanism in place  | 0 | 0 | Customer complaint cell is established               |
| Value Chain Partners  | Globus Spirits Limited enables suppliers or other stakeholders to register concerns, through its helpline and email address as provided on the official website of the company i.e. <a href="https://www.globusspirits.com/contact_us.php">https://www.globusspirits.com/contact_us.php</a> with the aim of resolving challenges before they escalate.   | 0 | 0 |  | 0 | 0 | Internal grievance redressal mechanisms are in place |
| Others                | Globus Spirits Limited enables other stakeholders to register concerns, through its helpline and email address as provided on the official website of the company i.e. <a href="https://www.globusspirits.com/contact_us.php">https://www.globusspirits.com/contact_us.php</a> with the aim of resolving challenges before they escalate.  | 0 | 0 | Internal grievance redressal mechanism in place. | 0 | 0 | Internal grievance redressal mechanism in place.     |



26. Overview of the entity's material responsible business conduct issues. Please indicate material responsible business conduct and sustainability issues pertaining to environmental and social matters that present a risk or an opportunity to your business, rationale for identifying the same, approach to adapt or mitigate the risk along-with its financial implications, as per the following format:

| S.No. | Material identified                | Indicate Whether risk or opportunity (R/O) | Rationale for Identifying the risk / Opportunity   | In case of risk, approach to adapt or mitigate  | Financial Implications Of the risk or Opportunity (Indicate positive or Negative implications) |
|-------|------------------------------------|--|--|---|--|
| 1     | Energy Optimization and management | Opportunity                                | Optimization of energy use leads to reduced climate related risks due to high carbon footprint on account of high energy consumption.<br><br><ul style="list-style-type: none"> <li>Decreased direct and indirect use of fossil fuels</li> <li>Reduced indirect impact on environment</li> </ul>                                     | Multiple action plans have been initiated and executed to improve energy efficiency:<br>1. Transition to use of more efficient devices with 5-star rating,<br>2. Responsible usage of electricity,<br>3. Usage of innovative technologies to optimize and improve energy efficiency in distillation processes (improving efficiency of fermentation process to give 100% alcohol)   | Positive implication   |
| 2     | Natural disaster                   | Risk                                       | Most of our business operations are located in areas prone to natural disasters like:<br>1. Flooding<br>2. Earthquake<br>(Being in seismic zone IV. & V<br>In case of any natural disaster, there may be an impact resulting in:<br>Disruption in business activities<br>Damage of infrastructure<br>Employee safety becomes at risk | 1. Disaster Management plans is in place.<br>2. Simulation of the various disaster scenarios is periodically Undertaken<br>3. Regular monitoring of critical controls to reflect readiness of the infrastructure and processes<br>4. Periodic training Programs are undertaken to keep the ERT team always prepared<br>5. Plans for engage outsourcing part of activities in case of emergencies is under discussion partners and | Negative implications  |
| 3     | Board independence                 | Opportunity                                | Strict compliance with the Anti-corruption and Anti-Bribery policies<br>Business conduct focusing on Integrity, Compliance and Ethics<br>Diversity & Inclusivity is encouraged   | No discrimination and encouragement of diversity in board through Nomination and Remuneration committee   | Positive Implications  |
| 4     | Transparency in Business conduct   | Opportunity                                | Ethical business conduct<br>Respecting interests of all stakeholders   | Following "code of conduct for directors" to ensure ethical, transparent business conduct   | Positive implications  |

|   |   |             |  |  |                       |
|---|---|-------------|--|--|-----------------------|
| 5 | Efficient waste management and disposal | Opportunity | Efficient waste management helps manage and reduce risk of released process waste which can be liquid, gaseous, solid type and may include both hazardous and non-hazardous classification<br>Safe handling and disposal of waste reduces risk to the community and environment. | Organization is presently segregating the waste produced at the source itself and has authorized vendors to further safely handle different types of wastes. The entity is also deploying controls to ensure compliance with the environmental consents obtained.<br>Further, new ways are being devised to recycle, reuse and deploy the effluent and process waste for safe application and disposal.<br>Further, alternate ways to use spent raw material to ensure better waste management are being explored.<br>Waste management strategies involving color coding of bins, waste segregation, giving e-waste to authorized vendors for recycling and safe disposal & safely handling of hazardous waste are also followed | Positive implications |
|---|---|-------------|--|--|-----------------------|

#### SECTION B: MANAGEMENT AND PROCESS DISCLOSURES

| Disclosure Questions  | P 1  | P 2 | P 3 | P 4 | P 5 | P 6 | P 7 | P 8 | P 9 |
|---|--|-----|-----|-----|-----|-----|-----|-----|-----|
| <b>Policy and management processes</b>  |  |     |     |     |     |     |     |     |     |
| 1. a. Whether your entity's policy/policies cover each principle and its core elements of the NGRBCs. (Yes/No)  | Yes  | Yes | Yes | Yes | Yes | Yes | Yes | Yes | Yes |
| b. Has the policy been approved by the Board?(Yes/No)   | Yes  | Yes | Yes | Yes | Yes | Yes | Yes | Yes | Yes |
| c. Web Link of the Policies, if available   | The policies of the company are published on the website of the company on : <a href="https://www.globusspirits.com/investors_corporate_governance.php">https://www.globusspirits.com/investors_corporate_governance.php</a>   |     |     |     |     |     |     |     |     |
| 2. Whether the entity has translated the policy into procedures. (Yes /No)  | Yes  | Yes | Yes | Yes | Yes | Yes | Yes | Yes | Yes |
| 3. Do the enlisted policies extend to your value chain partners?(Yes/No)  | Policies of the Company have been communicated with the key value chain partners.  |     |     |     |     |     |     |     |     |
| 4. Name of the national and international codes/certifications / labels / standards (e.g. Forest Stewardship Council, Fair trade , Rainforest Alliance, Trustee) standards (e.g.SA8000, OHSAS, ISO, BIS) adopted by your Entity and mapped to each principle. | <p><b>ISO 22000: 2018</b><br/> The Company has obtained ISO 22000: 2018 certifications for the plant of the Company situated at Panagarh, West Bangal.</p> <p><b>ISO 14001 :2004</b><br/> The Company had obtained ISO 14001:2004 certification for the plants of the Company situated at Samalkha in the state of Haryana and the other one situated at Behror in the state of Rajasthan. The Company is in the process of further reimplementation and renewal of the said certifications.</p> <p><b>OHSAS 18001 :2007:</b><br/> The Company had obtained ISO 14001:2004 certifications for the plants of the Company situated at Samalkha in the state of Haryana and the other one situated at Behror in the state of Rajasthan. The Company is in the process of further reimplementation and renewal of the said certifications.</p> |     |     |     |     |     |     |     |     |

|  |   |
|--|---|
| 5. Specific commitments, Goals and targets set by the entity with defined timelines, if any.   | The company is committed to better performance in terms of product excellence, marketing excellence, organizational excellence and manufacturing excellence.  |
| 6. Performance of the entity against the specific commitments, goals and targets along-with reasons in case the same are not met.          | <p>Product excellence has been enhanced by producing and using highest quality of "ENA" or Extra Neutral Alcohol. The Extra Neutral Alcohol that is fractioned in our multi-pressure columns assures higher purity than conventional re-distillation techniques thereby providing safer and better tasting beverages, in addition, stringent controls over the natural fermentation process ensures that every batch of ENA is of high purity and quality.</p> <p>Marketing excellence strategy has been in pioneering branding at the bottom of the pyramid 'IMIL' market as well as creating innovative 'IMFL' brands. Organizational excellence achieved through the entity's unique 360° business model, allowing for high capacity utilization and operation of high standards of Corporate Governance creating value for all of its stakeholders.</p> <p>Manufacturing excellence was achieved by establishing world-class, fully integrated, earth-friendly distilleries that produce reliable products at better efficiencies.</p>  |
| <b>Governance, leadership and oversight</b>  |   |
| 7. Statement by director responsible for the business responsibility report, highlighting ESG related challenges, targets and achievements | <p>Globus Spirit is committed to ensure preservation of the environment, positively contributing to the sustainable development of the society, while ensuring continued compliance with the applicable governance requirements. The commitment is evident in all the activities undertaken at strategic and operational level across all locations of the group. Compliance is the core to all activities at Globus Spirit.</p> <p>Board of Directors of the company has specifically communicated their commitment to comply with all applicable legal and regulatory requirements. Involvement of the leadership team and the office staff in multiple environmental and social welfare initiatives undertaken as part of the various CSR activities are also an evidence of the company's strong resolve to positively contribute towards environmental and social wellbeing.</p> <p>The company's sincere commitment to compliance is evident from the strict deployment of the Code of Conduct and Ethics, which is followed by all within the organization from the Directors, Senior Management personnel to the employee at the last pedestal within the organization. Vendors engaged by the organization are also evaluated and are expected to conform to the applicable legal &amp; regulatory requirements. Globus Spirit makes all efforts to ensure transparency and integrity in the company's business conduct. Our vigil mechanism and prevention of insider trading policy prevents misuse of data and ensures transparency and ethical business conduct.</p> <p>Globus Spirits ensure conformance with the available environmental consents obtained for each of the facility. Further, efforts are made towards adopting new technological controls to ensure continual improvement in the various sustainability goals as per the defined global guidelines and standards. Innovation is one the core values here at Globus Spirits limited and we reflect the same in our constant endeavors like ensuring conversions to alcohol at higher efficiencies through installation of newer and more advanced technologies, improving distillation techniques and exploring alternate disposals of spent grain to improve our waste disposal strategies.</p> <p>We, at Globus spirits, take pride in our strong risk and opportunities-based process framework which helps our organization to proactively identify the risks and effectively mitigate the same to acceptable levels, while ensuring adequate leverage from the inherent opportunities to consistently drive our organization on the path of continual improvements.</p> |

| 8. Details of the highest authority responsible for implementation and oversight of the Business Responsibility policy (ies).  | Board of Directors |                         |  |                    |
|--|--------------------|-------------------------|--|--------------------|
|  | S.No.              | Name of Director        | DIN                                      | Designation        |
|  | 1                  | Mr. Ajay Kumar Swarup   | 00035194                                 | Managing Director  |
|  | 2                  | Mr. Shekhar Swarup      | 00445241                                 | Executive Director |
| 9. Does the entity have a specified Committee of the Board/Director responsible for decision making on Sustainability related issues? (Yes / No). If yes, provide details. | S.No.              | Members of Committee    | Designation                              |                    |
|  | 1                  | Mr. Ajay Bhaskar Baliga | Non-Executive - Non Independent Director |                    |
|  | 2                  | Mr. Kunal Agarwal       | Non-Executive - Independent Director     |                    |
|  | 3                  | Mr. Bhaskar Roy         | Executive Director                       |                    |
| 4  | Mr. Shekhar Swarup | Executive Director      |  |                    |

**10. Details of Review of NGRBCs by the Company:**

| Subject for Review   | Indicate whether review was undertaken by Director/Committee of the Board/ Any other Committee   |    |    |    |    |    |    |    |    | Frequency (Annually/Half yearly/Quarterly/ Any other – please specify)  |    |    |    |    |    |    |    |    |
|--|--|----|----|----|----|----|----|----|----|---|----|----|----|----|----|----|----|----|
|  | P1   | P2 | P3 | P4 | P5 | P6 | P7 | P8 | P9 | P1  | P2 | P3 | P4 | P5 | P6 | P7 | P8 | P9 |
| Performance against above policies and follow up action  | As a practice, BR policies of the company are reviewed on a continuous basis by department heads and Risk Management committee. During this assessment, the efficacy of the policies is reviewed and any changes needed are discussed and implemented.                                       |    |    |    |    |    |    |    |    | On a continuous basis   |    |    |    |    |    |    |    |    |
| Compliance with statutory requirements of relevance to the principles, and, rectification of any non-compliances   | The organization is in compliance with all regulations as applicable. No evidence of any deviation from the applicable compliance could be seen during the sampling assessment. Further, a confirmation was provided by the compliance head on 100% compliance with applicable requirements. |    |    |    |    |    |    |    |    |   |    |    |    |    |    |    |    |    |
| 11. Has the entity carried out independent assessment/evaluation of the working of its policies by an external agency? (Yes/No). If yes, provide name of the agency. | P1   | P2 | P3 | P4 | P5 | P6 | P7 | P8 | P9 | Yes, policies are reviewed by external ISO auditors as a part of Environment Health and Safety Management System assessment and certification process |    |    |    |    |    |    |    |    |

12. If answer to question (1) above is "No" i.e. not all Principles are covered by a policy, reasons to be stated:

| Questions   | P1 | P2 | P3 | P4 | P5 | P6 | P7 | P8 | P9 |
|---|----|----|----|----|----|----|----|----|----|
| The entity does not consider the Principles material to its business(Yes/No)  | NA | NA | NA | NA | NA | NA | NA | NA | NA |
| The entity is not at a stage where it is in a position to formulate and implement the policies on specified principles (Yes/No) | NA | NA | NA | NA | NA | NA | NA | NA | NA |
| The entity does not have the financial or/human and technical resources available for the task(Yes/No)                          | NA | NA | NA | NA | NA | NA | NA | NA | NA |
| It is planned to be done in the next financial year (Yes/No)  | NA | NA | NA | NA | NA | NA | NA | NA | NA |
| Any other reason( please specify)   | NA | NA | NA | NA | NA | NA | NA | NA | NA |



## SECTIONC: PRINCIPLE WISE PERFORMANCE DISCLOSURE

This section is aimed at helping entities demonstrate their performance in integrating the Principles and Core Elements with key processes and decisions. The information sought is categorized as “Essential” and “Leadership”. While the essential indicators are expected to be disclosed by every entity that is mandated to file this report, the leadership indicators may be voluntarily disclosed by entities which aspire to progress to a higher level in their quest to be socially, environmentally and ethically responsible.

**PRINCIPLE 1 Businesses should conduct and govern themselves with integrity, and in a manner that is Ethical, Transparent and Accountable.**

### ESSENTIAL INDICATORS

1. Percentage coverage by training and awareness programmes on any of the Principles during the financial year:

| Segment                           | Total Number of Training and awareness Programs held | Topics / principles covered under the training and its impact             | Percentage of persons in respective category covered by the awareness programmes |
|-----------------------------------|--|---|--|
| Board of Directors                | 2  | POSH Training, Ethics training on business practices                      | 100%   |
| Key Managerial Personnel          | 2  | POSH Training, Ethics training on business practices, Human rights issues | 100%   |
| Employees other than BoD and KMPs | 94   | Skill development, Ethics, Team Building, Health & Safety, Sales skill    | 33.34%   |
| Workers                           | 81   | Skill development, Ethics, POSH   | 48.74%   |

2. Details of fines / penalties /punishment/ award/ compounding fees/ settlement amount paid in proceedings (by the entity or by directors / KMPs) with regulators/ law enforcement agencies/ judicial institutions, in the financial year, in the following format (Note: the entity shall make disclosures on the basis of materiality as specified in Regulation 30 of SEBI (Listing Obligations and Disclosure Obligations) Regulations, 2015 and as disclosed on the entity's website):Nil

| MONETARY        |                 |  |                 |                   |                                       |                                 |                              |
|-----------------|-----------------|--|-----------------|-------------------|---------------------------------------|---------------------------------|------------------------------|
|                 | NGRBC Principle | Name of Regulatory/ Enforcement Agencies/Judicial Institutions | Amount (in INR) | Brief of the Case | Has an appeal been preferred (Yes/No) | Is Evidence available? (Yes/No) | Attach Evidence if available |
| Penalty/Fine    | NA              | NA   | NA              | NA                | NA                                    | NA                              | NA                           |
| Settlement Fee  | NA              | NA   | NA              | NA                | NA                                    | NA                              | NA                           |
| Compounding Fee | NA              | NA   | NA              | NA                | NA                                    | NA                              | NA                           |

| NON-MONETARY |                 |  |                 |                   |                                       |
|--------------|-----------------|--|-----------------|-------------------|---------------------------------------|
|              | NGRBC Principle | Name of Regulatory/ Enforcement Agencies/Judicial Institutions | Amount (in INR) | Brief of the Case | Has an appeal been preferred (Yes/No) |
| Imprisonment | NA              | NA   | NA              | NA                | NA                                    |
| Punishment   | NA              | NA   | NA              | NA                | NA                                    |

3. Of the instances disclosed in Question 2 above, details of the Appeal/ Revision preferred in cases where monetary or non-monetary action has been appealed.

| Case Details | Name of the regulatory/ enforcement agencies/ judicial institutions |
|--------------|---|
| NA           | NA  |

4. Does the entity have an anti-corruption or anti-bribery policy? If yes, provide details in brief and if available, provide a web-link to the policy. : Yes. The relevant weblink is : <https://www.globusspirits.com/documents/key-policies/Whistle-Blower-Policy.pdf>,[http://www.globusspirits.com/documents/Code\\_of\\_Ethics.pdf](http://www.globusspirits.com/documents/Code_of_Ethics.pdf),<https://www.globusspirits.com/documents/key-policies/Code-of-Conduct-Globus.pdf>

5. Number of Directors/KMPs/employees/workers against whom disciplinary action was taken by any law enforcement agency for the charges of bribery/ corruption: NA

|           | FY 2023-24 (Current Financial Year) | FY 2022-23 (Previous Financial Year) |
|-----------|-------------------------------------|--------------------------------------|
| Directors | Nil                                 | Nil                                  |
| KMPs      | Nil                                 | Nil                                  |
| Employees | Nil                                 | Nil                                  |
| Workers   | Nil                                 | Nil                                  |

6. Details of complaints with regard to conflict of interest:

|  | FY 2023-24 (Current Financial Year) |                      | FY 2022-23 (Previous Financial Year) |                      |
|--|-------------------------------------|----------------------|--------------------------------------|----------------------|
|  | Number                              | Remarks              | Number                               | Remarks              |
| Number of complaints received in relation to issues of Conflict of Interest of the Directors | NIL                                 | None, not applicable | NIL                                  | None, not applicable |
| Number of complaints received in relation to issues of Conflict of Interest of the KMPs      | NIL                                 | None, not applicable | NIL                                  | None, not applicable |

7. Provide details of any corrective action taken or underway on issues related to fines/Penalties action taken by regulators/ law enforcement agencies/ judicial institutions, on cases of corruption and conflicts of interest.

| S. No. | Corrective Action | Details | Regulators/Law Enforcement agency Concerned | Evidence available |
|--------|-------------------|---------|---|--------------------|
| NA     | NA                | NA      | NA  | NA                 |

8. Number of days of accounts payables ((Accounts payable \*365) / Cost of goods/services procured) in the following format:

|                                     | FY 2023-24 (Current Financial Year) | FY 2022-23 (Previous Financial Year) |
|-------------------------------------|-------------------------------------|--------------------------------------|
| Number of days of accounts payables | 68 days                             | 58 days                              |

9. Open-ness of business

Provide details of concentration of purchases and sales with trading houses, dealers, and related parties along-with loans and advances & investments, with related parties, in the following format:

| Parameter                  | Metrics  | FY 2023-24 (Current Financial Year) | FY 2022-23 (Previous Financial Year) |
|----------------------------|--|-------------------------------------|--------------------------------------|
| Concentration of Purchases | a. Purchases from trading houses as % of total purchases                                 | Nil                                 | Nil                                  |
|                            | b. Number of trading houses where purchases are made from                                | Nil                                 | Nil                                  |
|                            | c. Purchases from top 10 trading houses as % of total purchases from trading houses      | Nil                                 | Nil                                  |
| Concentration of Sales     | a. Sales to dealers / distributors as % of total sales                                   | 99.73 crores                        | 101.89 crores                        |
|                            | b. Number of dealers / distributors to whom sales are made                               | 380                                 | 392                                  |
|                            | c. Sales to top 10 dealers / distributors as % of total sales to dealers / distributors  | 60%                                 | 62%                                  |
| Share of RPT's in          | a. Purchases (Purchases with related parties / Total Purchases)                          | Nil                                 | Nil                                  |
|                            | b. Sales (Sales to related parties / Total Sales)  | Nil                                 | Nil                                  |
|                            | c. Loans & advances (Loans & advances given to related parties / Total loans & advances) | Nil                                 | Nil                                  |
|                            | d. Loans & advances (Loans & advances given to related parties / Total loans & advances) | Nil                                 | Nil                                  |

**LEADERSHIP INDICATORS**

1. Awareness programmes conducted for value chain partners on any of the Principles during the financial year:

| Total number of awareness programmes held | Topics / principles covered under the training | % age of value chain partners covered (by value of business done with such partners) under the awareness programmes |
|---|--|---|
| Nil                                       |  |   |

2. Does the entity have processes in place to avoid/ manage conflict of interests involving members of the Board? (Yes/No) If Yes, provide details of the same.

**PRINCIPLE 2 Businesses should provide goods and services in a manner that is sustainable and safe**

**ESSENTIAL INDICATORS**

1. Percentage of R&D and capital expenditure (capex) investments in specific technologies to improve the environmental and social impacts of product and processes to total R&D and capex investments made by the entity, respectively.

|                | Current Financial Year | Previous Financial Year | Details of improvements in environmental and social impacts  |
|----------------|------------------------|-------------------------|--|
| <b>R&amp;D</b> | Nil                    | Nil                     | Nil  |
| <b>Capex</b>   | 6 crore                | 5.50 crore              | Unit has the facility to maintain the Zero liquid discharge with Multi-effect evaporation followed by decanter and dryers. Unit has invested approx. 6 crore on the facility in the current financial year to improve. Units also have the ESP to maintain the air emission norms to reduce the carbon foot print. |

2. a. Does the entity have procedures in place for sustainable sourcing? (Yes/No)  
 - The resources involved in the manufacturing processes are efficient and sustainable. However no formal "sustainable sourcing process" presently in place.

b. If yes, what percentages of inputs were sourced sustainably?

- All water re-circulated to process with or without treatment thus no discharge of any water stream.
- Surplus water used in make ups or in the boiler and cooling towers after treatment.
- Condensate from process reused in the boiler as boiler feed water.
- Condensate from evaporator reused in the process after treatment.
- All cooling water is through recirculation.
- All bottle washing water reused after treatment in the process or used for horticulture.

3. Describe the processes in place to safely reclaim your products for reusing, recycling and disposing at the end of life, for (a) Plastics (including packaging) (b) E-waste (c) Hazardous waste and (d) other waste.

| S.No.    | Category                       | Process in Place                            |
|----------|--------------------------------|---|
| <b>A</b> | Plastics (including packaging) | Sold to authorized Vendors                  |
| <b>B</b> | E-Waste                        | Sending to Authorized Recycler/re-processor |
| <b>C</b> | Hazardous Waste                | Sending to Authorized Recycler/re-processor |
| <b>D</b> | Other Waste                    | Nil   |

4. Whether Extended Producer Responsibility (EPR) is applicable to the entity's activities(Yes / No). If yes, whether the waste collection plan is in line with the Extended Producer Responsibility (EPR) plan submitted to Pollution Control Boards? If not, provide steps taken to address the same.- As per Plastic Waste Management Rules, 2016 and its Amendments, Globus Spirits Limited comes under the obligations of Extended Producer Responsibility (EPR) for Plastic waste Management. We have applied for EPR Registration of with the Central Pollution Control Board.The company is in compliance with this regulation.

**LEADERSHIP INDICATORS**

1. Has the entity conducted Life Cycle Perspective / Assessments (LCA) for any of its products (for manufacturing industry) or for its services (for service industry)? If yes, provide details in the following format?

| NIC Code | Name of Product /Service | % of total Turnover contributed | Boundary for which the Life Cycle Perspective / Assessment was conducted | Whether conducted by independent external agency (Yes/No) | Results communicated in public domain (Yes/No) If yes, provide the web-link. |
|----------|--------------------------|---------------------------------|--|---|--|
| Nil      |                          |                                 |  |   |  |

2. If there are any significant social or environmental concerns and/or risks arising from production or disposal of your products / services, as identified in the Life Cycle Perspective / Assessments (LCA) or through any other means, briefly describe the same along-with action taken to mitigate the same.

| Name of Product / Service | Description of the risk / concern | Action Taken |
|---------------------------|-----------------------------------|--------------|
| Nil                       |                                   |              |

3. Percentage of recycled or reused input material to total material (by value) used in production (for manufacturing industry) or providing services (for service industry)

| Indicate input material                | Recycled or re-used input material to total material |                                      |
|--|--|--------------------------------------|
|  | FY 2023-24 (Current Financial Year)                  | FY 2022-23 (Previous Financial Year) |
| Glass bottles re-purchased from market | 15 %   | 15 %                                 |

4. Of the products and packaging reclaimed at end of life of products, amount (in metric tonnes) reused, recycled, and safely disposed, as per the following format: nil

|                                | FY 2023-24 (Current Financial Year) |          |                 | FY 2022-23 (Previous Financial Year) |          |                 |
|--------------------------------|-------------------------------------|----------|-----------------|--------------------------------------|----------|-----------------|
|                                | Re- used                            | Recycled | Safely Disposed | Re-Used                              | Recycled | Safely Disposed |
| Plastics (including packaging) | Nil                                 | Nil      | Nil             | Nil                                  | Nil      | Nil             |
| E-waste                        | Nil                                 | Nil      | Nil             | Nil                                  | Nil      | Nil             |
| Hazardous waste                | Nil                                 | Nil      | Nil             | Nil                                  | Nil      | Nil             |
| Other waste                    | Nil                                 | Nil      | Nil             | Nil                                  | Nil      | Nil             |

5. Reclaimed products and their packaging materials (as percentage of products sold) for each product category

| Indicate product category | Reclaimed products and their packaging materials as % of total products sold in respective category |
|---------------------------|---|
| Nil                       | Nil   |



**PRINCIPLE 3 Businesses should respect and promote the well-being of all employees, including those in their value chains**

**ESSENTIAL INDICATORS**

1. a. Details of measures for the well-being of employees

| Category                              | % of employees covered by |                  |           |                    |           |                    |           |                    |           |                     |           |
|---------------------------------------|---------------------------|------------------|-----------|--------------------|-----------|--------------------|-----------|--------------------|-----------|---------------------|-----------|
|                                       | Total (A)                 | Health insurance |           | Accident Insurance |           | Maternity benefits |           | Paternity Benefits |           | Day Care Facilities |           |
|                                       |                           | Number (B)       | % (B / A) | Number (C)         | % (C / A) | Number (D)         | % (D / A) | Number (E)         | % (E / A) | Number (F)          | % (F / A) |
| <b>Permanent employees</b>            |                           |                  |           |                    |           |                    |           |                    |           |                     |           |
| Male                                  | 756                       | 756              | 100%      | 756                | 100%      | NA                 | NA        | 756                | 100%      | Nil                 | Nil       |
| Female                                | 5                         | 5                | 100%      | 5                  | 100%      | 5                  | 100%      | NA                 | NA        | Nil                 | Nil       |
| Total                                 | 761                       | 761              | 100%      | 761                | 100%      | 5                  | 100%      | 756                | 100%      | Nil                 | Nil       |
| <b>Other than Permanent employees</b> |                           |                  |           |                    |           |                    |           |                    |           |                     |           |
| Male                                  | 7                         | 7                | 100%      | 7                  | 100%      | NA                 | NA        | 7                  | 100%      | Nil                 | Nil       |
| Female                                | 1                         | 1                | 100%      | 1                  | 100%      | 1                  | 100%      | NA                 | NA        | Nil                 | Nil       |
| Total                                 | 8                         | 8                | 100%      | 8                  | 100%      | 1                  | 100%      | 7                  | 100%      | Nil                 | Nil       |

b. Details of measures for the well-being of workers:

| Category                            | % of employees covered by |                  |           |                    |           |                    |           |                    |           |                     |           |
|-------------------------------------|---------------------------|------------------|-----------|--------------------|-----------|--------------------|-----------|--------------------|-----------|---------------------|-----------|
|                                     | Total (A)                 | Health insurance |           | Accident Insurance |           | Maternity benefits |           | Paternity Benefits |           | Day Care Facilities |           |
|                                     |                           | Number (B)       | % (B / A) | Number (C)         | % (C / A) | Number (D)         | % (D / A) | Number (E)         | % (E / A) | Number (F)          | % (F / A) |
| <b>Permanent workers</b>            |                           |                  |           |                    |           |                    |           |                    |           |                     |           |
| Male                                | 123                       | 123              | 100%      | 123                | 100%      | NA                 | NA        | 123                | 100%      | Nil                 | Nil       |
| Female                              | 0                         | 0                | 0%        | 0                  | 0%        | 0                  | 0%        | NA                 | NA        | Nil                 | Nil       |
| Total                               | 123                       | 123              | 100%      | 123                | 100%      | 0                  | 0%        | 123                | 100%      | Nil                 | Nil       |
| <b>Other than Permanent workers</b> |                           |                  |           |                    |           |                    |           |                    |           |                     |           |
| Male                                | 300                       | 300              | 100%      | 300                | 100%      | Nil                | Nil       | Nil                | Nil       | Nil                 | Nil       |
| Female                              | 1                         | 1                | 100%      | 0                  | 100%      | Nil                | Nil       | Nil                | Nil       | Nil                 | Nil       |
| Total                               | 301                       | 301              | 100%      | 300                | 100%      | Nil                | Nil       | Nil                | Nil       | Nil                 | Nil       |

c. Spending on measures towards well-being of employees and workers (including permanent and other than permanent) in the following format –

|   | FY 2023-24<br>(Current Financial Year) | FY 2022-23<br>(Previous Financial Year) |
|---|--|---|
| Cost incurred on wellbeing measures as a % of total revenue of the company. | 75 lakhs                               | 60 lakhs                                |

2. Details of retirement benefits for Current Financial Year and Previous Financial Year.

| Benefits | FY 2023-24<br>Current Financial Year               |  |  | FY 2022-23<br>Previous Financial Year              |  |  |
|----------|--|--|--|--|--|--|
|          | No. of employees covered as a % of total employees | No. of workers covered as a % of total workers | Deducted and deposited with the authority (Y/N/N.A.) | No. of employees covered as a % of total employees | No. of workers covered as a % of total Workers | Deducted and deposited with the authority (Y/N/N.A.) |
| PF       | 89.3%  | 100%   | Y  | 77.45%   | 95.15%   | Y  |
| Gratuity | 100%   | 100%   | Y  | 100%   | 100%   | Y  |
| ESI      | 0%   | 29%  | Y  | 0%   | 33%  | Y  |
| Others   | 0%   | 0%   | N.A  | 0%   | 0%   | N.A  |

3. Accessibility of workplaces

Are the premises / offices of the entity accessible to differently abled employees and workers, as per the requirements of the Rights of Persons with Disabilities Act, 2016? If not, whether any steps is being taken by the entity in this regard. -Yes, the premises/offices are accessible to differently abled employees and workers as per the requirements of the rights of persons with disabilities act, 2016.

4. Does the entity have an equal opportunity policy as per the Rights of Persons with Disabilities Act, 2016? If so, provide a web-link to the policy. -Yes, HR Policy covers all aspects of Equal Opportunity Policy relevant to the entity. HR Policy is available to the employees and workers as a manual. Web-link of the same is unavailable.

5. Return to work and Retention rates of permanent employees and workers that took parental leave.

| Gender | Permanent employees |                | Permanent workers   |                |
|--------|---------------------|----------------|---------------------|----------------|
|        | Return to work Rate | Retention rate | Return to work Rate | Retention rate |
| Male   | Nil                 | Nil            | Nil                 | Nil            |
| Female | Nil                 | Nil            | Nil                 | Nil            |
| Total  | Nil                 | Nil            | Nil                 | Nil            |

6. Is there a mechanism available to receive and redress grievances for the following categories of employees and worker? If yes, give details of the mechanism in brief.

|                                |   |
|--------------------------------|---|
|                                | Yes/No<br>(If Yes, then give details of the mechanism in brief)   |
| Permanent Workers              | Yes, company has a complaint and grievance reporting process in place. All workers are free to reach and report any of their grievance directly to the HR SPOCs (Human Resource Single Point Of Contact) at their respective locations  |
| Other than Permanent Workers   | Yes, company has a complaint and grievance reporting process in place. All Temporary workers are free to reach their Function Lead or the HR SPOC of the respective locations to report any grievance directly or through their unions at their respective locations                  |
| Permanent Employees            | Yes, company has a complaint and grievance reporting process in place. All employees are free to reach and report any of their grievance directly to the HR SPOCs at their respective locations   |
| Other than Permanent Employees | Yes, company has a complaint and grievance reporting process in place. All Temporary employees are free to reach their Function Lead or the HR SPOC of the respective locations to report any grievance directly or through their representative unions at their respective locations |

7. Membership of employees and worker in association(s) or Unions recognized by the listed entity:

| Category                  | FY 2023-24<br>(Current Financial Year)               |  |           | FY 2022-23<br>(Previous Financial Year)              |  |           |
|---------------------------|--|--|-----------|--|--|-----------|
|                           | Total employees / workers in respective category (A) | No. of employees / workers in respective category, who are part of association(s) or Union (B) | % (B / A) | Total employees / workers in respective category (C) | No. of employees / workers in respective category, who are part of association(s) or Union (D) | % (D / C) |
| Total Permanent Employees | 760  | 23   | 3.02%     | 417  | 24   | 5.75%     |
| - Male                    | 756  | 21   | 2.77%     | 413  | 24   | 5.8%      |
| - Female                  | 5  | 0  | 0         | 4  | -  | -         |
| Total Permanent Workers   | 123  | 2  | 1.62%     | 475  | 0  | 0         |
| - Male                    | 123  | 2  | 1.62%     | 475  | 0  | 0         |
| - Female                  | 0  | 0  | 0         | 0  | 0  | 0         |

8. Details of training given to employees and workers:

| Category         | FY 2023-24<br>Current Financial Year |                               |           |                       |           | FY 2022-23<br>Previous Financial Year |                               |           |                       |           |
|------------------|--------------------------------------|-------------------------------|-----------|-----------------------|-----------|---------------------------------------|-------------------------------|-----------|-----------------------|-----------|
|                  | Total (A)                            | On Health and safety measures |           | On Skill up gradation |           | Total (D)                             | On Health and safety measures |           | On Skill up gradation |           |
|                  |                                      | No. (B)                       | % (B / A) | No. (C)               | % (C / A) |                                       | No. (E)                       | % (E / D) | No. (F)               | % (F / D) |
| <b>Employees</b> |                                      |                               |           |                       |           |                                       |                               |           |                       |           |
| Male             | 756                                  | 162                           | 21.4%     | 280                   | 37%       | 413                                   | 54                            | 6.36%     | 27                    | 4.07%     |
| Female           | 5                                    | 2                             | 40%       | 3                     | 75%       | 4                                     | 2                             | 66.6%     | 1                     | 66.67%    |
| Total            | 761                                  | 164                           | 21.57%    | 283                   | 37.2%     | 417                                   | 56                            | 6.8%      | 28                    | 4.5%      |
| <b>Workers</b>   |                                      |                               |           |                       |           |                                       |                               |           |                       |           |
| Male             | 123                                  | 35                            | 28.45%    | 30                    | 24.39%    | 645                                   | 146                           | 22.63%    | 63                    | 9.76%     |
| Female           | 0                                    | 0                             | 0         | 0                     | 0         | 0                                     | 0                             | 0         | 0                     | 0         |
| Total            | 123                                  | 35                            | 28.45%    | 30                    | 24.39%    | 645                                   | 146                           | 22.63%    | 63                    | 9.76%     |

9. Details of performance and career development reviews of employees and worker:

| Category         | FY 2023-24<br>Current Financial Year |         |           | FY 2022-23<br>Previous Financial Year |         |           |
|------------------|--------------------------------------|---------|-----------|---------------------------------------|---------|-----------|
|                  | Total (A)                            | No. (B) | % (B / A) | Total (C)                             | No. (D) | % (D / C) |
| <b>Employees</b> |                                      |         |           |                                       |         |           |
| Male             | 756                                  | 562     | 74.33%    | 413                                   | 352     | 85.02%    |
| Female           | 5                                    | 5       | 100%      | 4                                     | 3       | 100%      |
| Total            | 761                                  | 567     | 74.50%    | 417                                   | 355     | 85.13%    |
| <b>Workers</b>   |                                      |         |           |                                       |         |           |
| Male             | 123                                  | 100     | 81.3%     | 475                                   | 89      | 18.73%    |
| Female           | 0                                    | 0       | 0         | -                                     | -       | -         |
| Total            | 123                                  | 100     | 81.3%     | 475                                   | 89      | 18.73%    |

10. Health and safety management system:

- Whether an occupational health and safety management system has been implemented by the entity? (Yes/ No). If yes, the coverage such system? -The occupational health and safety management system has been implemented in accordance with the requirements of OHSAS 18001:2007 to cover the following location
  - Samalkha, Haryana, India
  - Behror, Rajasthan, India
  - Panagarh, West Bengal, India
- What are the processes used to identify work-related hazards and assess risks on a Routine and non-routine basis by the entity? -The company assesses their suppliers and focuses monitoring of health and safety conditions for employees and workers. The entity undergoes SMETA (Sedex Members Ethical Trade Audit) Four Pillar Audits to ensure health and safety, environment assessment, hygiene and upholding of human rights. Risk Assessment, as a part of OHSAS 18001:2007, the company (plants: Behror, Samalkha, Panagarh) has a risk and opportunity framework in place and properly maintained with respect to HESAP/ HIRA/ISO 14001: 2004/ OHSAS 18001:2007.
- Whether you have processes for workers to report the work related hazards and to Remove themselves from such risks. (Y/N) - Yes, reporting and monitoring of leakage, induction and fire safety trainings are performed to inform workers about risks and safety processes to be followed.
- Do the employees/ worker of the entity have access to non-occupational medical? and healthcare services? (Yes/ No) - Yes

11. Details of safety related incidents, in the following format:

| Safety Incident/Number  | Category  | FY 2023-24<br>Current Financial Year | FY 2022-23<br>Previous Financial Year |
|---|-----------|--------------------------------------|---------------------------------------|
| Lost Time Injury Frequency Rate (LTIFR) (per one million-person hours worked) | Employees | Nil                                  | Nil                                   |
|   | Workers   | Nil                                  | Nil                                   |
| Total recordable work-related injuries  | Employees | 3                                    | 1                                     |
|   | Workers   | Nil                                  | Nil                                   |
| No. of fatalities   | Employees | Nil                                  | Nil                                   |
|   | Workers   | Nil                                  | Nil                                   |
| High consequence work-related injury or ill-health (excluding fatalities)     | Employees | Nil                                  | Nil                                   |
|   | Workers   | Nil                                  | Nil                                   |

12. Describe the measures taken by the entity to ensure a safe and healthy work place.

A risk based Occupational health and safety framework in accordance with OHSAS 18001:2007 is in place at each of our manufacturing units and head office. We ensure security of our employees and workers along with creating and promoting a harmonious, safe and an environment which supports equal and fair treatment. We have a whistle blower policy in place which helps employees work in and maintain a transparent and ethical business environment.

13. Number of Complaints on the following made by employees and workers: - Globus Spirits has not received any complaint on "Health & Safety" and "Working Conditions" in FY 2023-24 and FY 2022-23. However, the Company encourages its employees and contractor workers to proactively submit safety observations and report unsafe acts and conditions at workplace as a preventive action.

|                    | FY 2023-24<br>(Current Financial Year) |                                       |         | FY 2022-23<br>(Previous Financial Year) |                                       |         |
|--------------------|--|---------------------------------------|---------|---|---------------------------------------|---------|
|                    | Filed during the year                  | Pending resolution at the end of year | Remarks | Filed during the year                   | Pending resolution at the end of year | Remarks |
| Working Conditions | Nil                                    | Nil                                   | Nil     | Nil                                     | Nil                                   | Nil     |
| Health & Safety    | Nil                                    | Nil                                   | Nil     | Nil                                     | Nil                                   | Nil     |

14. Assessments for the year:

|  | % of your plants and offices that were assessed (by entity or statutory authorities or third parties) |
|--|---|
| SMETA Audits (Ethical trade audit- Health and safety, hygiene) | 25%   |
| Internal Audits (Occupational health and safety)               | 100%  |
| Internal audits (Environmental Management System)              | 100%  |

15. Provide details of any corrective action taken or underway to address safety-related incidents (if any) and on significant risks / concerns arising from assessments of health & safety practices and working conditions. - All safety incidents are investigated, and risk mitigation is done by risk management committee.

#### LEADERSHIP INDICATORS

- Does the entity extend any life insurance or any compensatory package in the event of death of (A) Employees (Y/N) (B) Workers (Y/N) – Yes, Workmen Compensation and Medical insurance is provided to both workers and employees who are not covered under ESIC scheme.
- Provide the measures undertaken by the entity to ensure that statutory dues have been deducted and deposited by the value chain partners. - The company ensures that its value chain partners comply with all applicable laws and regulations of the country where we undertake operations.



3. Provide the number of employees / workers having suffered high consequence work related injury / ill-health / fatalities (as reported in Q11 of Essential Indicators above), who have been are rehabilitated and placed in suitable employment or whose family members have been placed in suitable employment: Nil

|           | Total no. of affected employees/workers |   | No. of employees/workers that are rehabilitated and placed in suitable employment or whose family members have been placed in suitable employment |   |
|-----------|---|---|---|---|
|           | FY 2023-24<br>(Current Financial Year)  | FY 2022-23<br>(Previous Financial Year) | FY 2023-24<br>(Current Financial Year)  | FY 2022-23<br>(Previous Financial Year) |
| Employees |   |   | Nil   |   |
| Workers   |   |   | Nil   |   |

4. Does the entity provide transition assistance programs to facilitate continued employability and the management of career endings resulting from retirement or termination of employment? (Yes/ No) : No

5. Details on assessment of value chain partners:

|                             | % of value chain partners<br>(by value of business done with such partners)<br>that were assessed |
|-----------------------------|---|
| Health and safety practices | Nil   |
| Working Conditions          | Nil   |

6. Provide details of any corrective actions taken or underway to address significant risks / concerns arising from assessments of health and safety practices and working conditions of value chain partners. : NA

#### PRINCIPLE 4: Businesses should respect the interests of and be responsive to all its stakeholders

##### ESSENTIAL INDICATORS

- Describe the processes for identifying key stakeholder groups of the entity. - Key stakeholder groups include all the groups of people affected by the company and have an interest in company and its various operations. We make sure to include vendors, suppliers and local community in our stakeholder groups to ensure transparency, accountability and inclusivity in our processes.
- List stakeholder groups identified as key for your entity and the frequency of engagement with each stakeholder group.

| Stakeholder Group | Whether identified as Vulnerable & Marginalized Group (Yes/No) | Channels of communication                | Frequency of engagement (Annually/ Half yearly/ Quarterly / others – please specify)   | Purpose and scope of engagement including key topics and concerns raised during such engagement   |
|-------------------|--|--|--|---|
| Shareholders      | No   | Website, E-Mail, newspaper advertisement | Periodically as per the Companies law. Shareholders and investor communities are being informed regarding performance of the company every quarterly and also event based all the key material events are being informed to the shareholders and investor community under regulation 30 of SEBI (LODR) on happening of each material event. And also outcome of the Board and committee meetings as well as shareholders meeting outcome and voting results are also informed to the shareholders on timely basis. | Reporting to the share-holders of the business performance, annual reports and notices for general and extra-ordinary meetings, as applicable |

|   |    |  |   |   |
|---|----|--|---|---|
| <b>Investors</b>                        | No | Website, E-Mail  | Shareholders and investor communities are being informed regarding performance of the company every quarterly and also event based all the key material events are being informed to the shareholders and investor community under regulation 30 of SEBI (LODR) on happening of each material event. And also outcome of the Board and committee meetings as well as shareholders meeting outcome and voting results are also informed to the shareholders on timely basis. | Business performance  |
| <b>BoDs</b>                             | No | Website, E-Mail  | The Board of Directors and KMPs meet every quarterly and accordingly they discuss and evaluate the performances of the company each quarterly   | Business performance  |
| <b>KMPs</b>                             | No | Website, E-Mail  | The Board of Directors and KMPs meet every quarterly and accordingly they discuss and evaluate the performances of the company each quarterly.  | Generally the information shared is relating to the strategic and operations business requirements  |
| <b>Permanent Employees</b>              | No | Website, E-Mail, notice board in the local language for ease of their understanding  | Periodically, The periodicity may vary depending on the nature of information shared  | Generally the information shared is relating to their personal wellbeing and operational business requirements  |
| <b>Employees (Other than Permanent)</b> | No | Website, E-Mail, notice board in the local language for ease of their understanding  | Periodically, The periodicity may vary depending on the nature of information shared  | Generally the information shared is relating to their personal wellbeing and operational business requirements  |
| <b>Workers (Other than Permanent)</b>   | No | Website, E-Mail, notice board in the local language for ease of their understanding. Also, verbal communications are also held periodically through their concerned location team and supervisors as applicable. | Periodically, the periodicity may vary depending on the nature of information shared.   | Generally, the information shared is relating to their personal wellbeing and operational business requirements   |
| <b>Farmers</b>                          | No | Personal Meetings  | Periodically at the time of Procurement of the raw material or else relating to their welfare   | Meetings are held with the farmers relating to the company's welfare policies and also relating to the produce purchase   |
| <b>Transporters</b>                     | No | Meetings and instruction circulars   | Periodically as based on the Business Requirements  | The Business Transactions to be shared and also their welfare at periodic intervals   |
| <b>Community</b>                        | No | Community meetings   | As and when required. For simulation of emergency preparedness drills, it is periodically as per the plan.  | Generally, for the welfare of the community and to inform them on the specific activities relating to the emergency preparedness simulation drills at the organization.   |
| <b>Consumer</b>                         | No | Website, complaint and feedback cell   | Ongoing on products and related aspects.  | Information relating to the products and their related specifications, features and other relevant aspects are communication either on specific communications with the Industrial customers or through the website for the retail consumers. |

## LEADERSHIP INDICATORS

- Provide the processes for consultation between stakeholders and the Board on economic, environmental, and social topics or if consultation is delegated, how is feedback from such consultations provided to the Board. – The Corporate Social Responsibility (CSR) committee of the company provides consultation between stakeholders and the Board on economic, environmental, and social topics and review, monitor, and provide strategic direction to our CSR practices and social initiatives.
- Whether stakeholder consultation is used to support the identification and management of environmental, and social topics (Yes / No). If so, provide details of instances as to how the inputs received from stakeholders on these topics were incorporated into policies and activities of the entity  
  
– Yes, the company takes steps to understand each stakeholder group's needs and priorities through several mediums, including direct engagement or through CSR committee. For instance the company undertakes its CSR activities in consultation with its Board members.
- Provide details of instances of engagement with, and actions taken to, address the concerns of vulnerable/ marginalized stakeholder group. – The company engage with vulnerable/marginalized stakeholder groups through its CSR outreach programmes.

## PRINCIPLE 5 Businesses should respect and promote human rights

### ESSENTIAL INDICATORS

- Employees and workers who have been provided training on human rights issues and policy (ies) of the entity, in the following format:

| Category             | FY 2023-24<br>Current Financial Year |  |           | FY 2022-23<br>Previous Financial Year |  |           |
|----------------------|--------------------------------------|--|-----------|---------------------------------------|--|-----------|
|                      | Total (A)                            | No. of employees / workers covered (B) | % (B / A) | Total (C)                             | No. of employees / workers covered (D) | % (D / C) |
| <b>Employees</b>     |                                      |  |           |                                       |  |           |
| Permanent            | 760                                  | 174                                    | 22.89%    | 417                                   | 65                                     | 15.58%    |
| Other than permanent | 8                                    | 6                                      | 75%       | 4                                     | 4                                      | 100%      |
| Total Employees      | 768                                  | 180                                    | 23.43%    | 421                                   | 69                                     | 16.3%     |
| <b>Workers</b>       |                                      |  |           |                                       |  |           |
| Permanent            | 123                                  | 72                                     | 58.5      | 475                                   | 103                                    | 21.68%    |
| Other than permanent | 301                                  | 0                                      | 0%        | 170                                   | 0                                      | 100%      |
| Total Workers        | 424                                  | 72                                     | 58.5%     | 645                                   | 103                                    | 15.96%    |

- Details of minimum wages paid to employees and workers, in the following format:

| Category         | FY 2023-24<br>Current Financial Year |                       |           |                        | FY 2022-23<br>Previous Financial Year |           |                       |           |                        |           |
|------------------|--------------------------------------|-----------------------|-----------|------------------------|---------------------------------------|-----------|-----------------------|-----------|------------------------|-----------|
|                  | Total (A)                            | Equal to Minimum Wage |           | More than Minimum Wage |                                       | Total (D) | Equal to Minimum Wage |           | More than Minimum Wage |           |
|                  |                                      | No. (B)               | % (B / A) | No. (C)                | % (C / A)                             |           | No. (E)               | % (E / D) | No. (F)                | % (F / D) |
| <b>Employees</b> |                                      |                       |           |                        |                                       |           |                       |           |                        |           |
| Permanent        | 760                                  | 0                     | 0         | 760                    | 100%                                  | 417       | 0                     | 0         | 417                    | 100%      |
| Male             | 756                                  | 0                     | 0         | 756                    | 100%                                  | 413       | 0                     | 0         | 413                    | 100%      |
| Female           | 5                                    | 0                     | 0         | 5                      | 100%                                  | 4         | 0                     | 0         | 4                      | 100%      |

|                      |     |   |   |     |      |     |   |   |     |      |
|----------------------|-----|---|---|-----|------|-----|---|---|-----|------|
| Other than Permanent | 8   | 0 | 0 | 8   | 100% | 4   | 0 | 0 | 4   | 100% |
| Male                 | 7   | 0 | 0 | 7   | 100% | 3   | 0 | 0 | 3   | 100% |
| Female               | 1   | 0 | 0 | 1   | 100% | 1   | 0 | 0 | 1   | 100% |
| <b>Workers</b>       |     |   |   |     |      |     |   |   |     |      |
| Permanent            | 123 | 0 | 0 | 123 | 100% | 475 | 0 | 0 | 475 | 100% |
| Male                 | 123 | 0 | 0 | 123 | 100% | 475 | 0 | 0 | 475 | 100% |
| Female               | 0   | 0 | 0 | 0   | 100% | 0   | 0 | 0 | 0   |      |
| Other than Permanent | 301 | 0 | 0 | 301 | 100% | 170 | 0 | 0 | 170 | 100% |
| Male                 | 300 | 0 | 0 | 300 | 100% | 170 | 0 | 0 | 170 | 100% |
| Female               | 1   | 0 | 0 | 1   | 100% | 0   | 0 | 0 | 0   |      |

- Details of remuneration/salary/wages

a. Median remuneration / wages:

|                                  | Male   |   | Female |   |
|----------------------------------|--------|---|--------|---|
|                                  | Number | Median remuneration/ salary/ wages of respective category | Number | Median remuneration/ salary/ wages of respective category |
| Board of Directors (BoD)         | 3      | 33750000  | 0      | NA  |
| Key Managerial Personnel         | 2      | 2481249   | 0      | NA  |
| Employees other than BoD and KMP | 755    | 365400  | 5      | 2467584   |
| Workers                          | 123    | 224400  | 0      | NA  |

b. Gross wages paid to females as % of total wages paid by the entity, in the following format:

|   | FY 2023-24<br>Current Financial Year | FY 2022-23<br>Previous Financial Year |
|---|--------------------------------------|---------------------------------------|
| Gross wages paid to females as % of total wages   | 0                                    | 0                                     |
| The females are employed at the employee positions and hence are paid salaries and not wages. |                                      |                                       |

- Do you have a focal point (Individual/ Committee) responsible for addressing human rights impacts or issues caused or contributed to by the business? - Yes, the responsibilities for all such situations are with the HR/ IR team SPOCs at the respective locations.
- Describe the internal mechanisms in place to redress grievances related to human rights issues.

- The entity regards respect for human rights as one of its fundamental and core values and strives to support, protect and promote human rights to ensure that fair and ethical business and employment practices are followed.

We are committed to maintain a safe and harmonious business environment and workplace for everyone, irrespective of the ethnicity, region, sexual orientation, race, caste, gender, religion, disability, work, designation and such other parameters.

Globus spirits limited believes that every workplace shall be free from violence, harassment, intimidation and/or any other unsafe or disruptive conditions, either due to external or internal threats.

Accordingly, Globus Spirits Limited has aimed to provide reasonable safeguards for the benefit of employees at the workplace, while having due regard for their privacy and dignity.

We, as an entity have zero tolerance towards and prohibit all forms of slavery, coerced labour, child labour, human trafficking, violence or physical, sexual, psychological or verbal abuse.

As a matter of policy, Globus Spirits Limited does not hire any underage employee or engage with any agent or vendor against their free will.



6. Number of Complaints on the following made by employees and workers:

|                                   | FY 2023-24<br>Current Financial Year |                                       |         | FY 2022-23<br>Previous Financial Year |                                       |         |
|-----------------------------------|--------------------------------------|---------------------------------------|---------|---------------------------------------|---------------------------------------|---------|
|                                   | Filed during the year                | Pending resolution at the end of year | Remarks | Filed during the year                 | Pending resolution at the end of year | Remarks |
| Sexual Harassment                 | Nil                                  | Nil                                   | Nil     | Nil                                   | Nil                                   | Nil     |
| Discrimination at workplace       | Nil                                  | Nil                                   | Nil     | Nil                                   | Nil                                   | Nil     |
| Child labour                      | Nil                                  | Nil                                   | Nil     | Nil                                   | Nil                                   | Nil     |
| Forced Labour/Involuntary Labour  | Nil                                  | Nil                                   | Nil     | Nil                                   | Nil                                   | Nil     |
| Wages                             | Nil                                  | Nil                                   | Nil     | Nil                                   | Nil                                   | Nil     |
| Other human rights related issues | Nil                                  | Nil                                   | Nil     | Nil                                   | Nil                                   | Nil     |

7. Complaints filed under the Sexual Harassment of Women at Workplace (Prevention, Prohibition and Redressal) Act, 2013, in the following format

|   | FY 2023-24<br>Current Financial Year | FY 2022-23<br>Previous Financial Year |
|---|--------------------------------------|---------------------------------------|
| Total Complaints reported under Sexual Harassment on of Women at Workplace (Prevention, Prohibition and Redressal) Act, 2013 (POSH) | Nil                                  | Nil                                   |
| Complaints on POSH as a % of female employees / workers   | Nil                                  | Nil                                   |
| Complaints on POSH upheld   | Nil                                  | Nil                                   |

8. Mechanisms to prevent adverse consequences to the complainant in discrimination and harassment cases. Globus Spirits Limited seeks to encourage its employees, customers, suppliers, and other stakeholders to raise concerns or make disclosures when they become aware of any actual or potential violation of the company's Code of Conduct, policies or law and accordingly has put in place mechanisms to prevent adverse consequences to the complainant. As part of Whistle-blower Policy and Prevention of Sexual Harassment Policy, the company is committed to the protection of identity of the complainant and all such matters are dealt in strict confidence, with appropriate measures taken to maintain such confidentiality.

9. Do human rights requirements form part of your business agreements and contracts? - Yes

10. Assessments for the year:

|                             | % of your plants and offices that were assessed (by entity or statutory authorities or third parties)   |
|-----------------------------|---|
| Child labour                | All our offices and plants are compliant with all the laws and regulations applicable and periodic evaluation and the reporting is deemed to be reported unless an objection has been raised otherwise. |
| Forced/involuntary labour   |   |
| Sexual harassment           |   |
| Discrimination at workplace |   |
| Wages                       |   |
| Others – please specify     |   |

11. Provide details of any corrective actions taken or underway to address significant risks / concerns arising from the assessments at Question 10 above. - There was no significant risk or concerns identified during FY 2023-24.

#### Leadership Indicators

- Details of a business process being modified / introduced as a result of addressing human rights grievances / complaints. - We have not encountered any concern requiring a change in our business processes because of addressing human rights grievances or complaints.
- Details of the scope and coverage of any Human rights due-diligence conducted. – The company had not formally conducted the Human rights due-diligence, however the Board Committees and HR SPOCs (Human Resource Single Point Of Contact) ensures that the company proactively manage potential and actual adverse human rights impacts with which they are involved.
- Is the premise/office of the entity accessible to differently abled visitors, as per the requirements of the Rights of Persons with Disabilities Act, 2016? – Yes.

4. Details on assessment of value chain partners:

|                                  | % of value chain partners (by value of business done with such partners) that were assessed  |
|----------------------------------|--|
| Sexual Harassment                | No such formal assessment of value chain partners had been done during the FY 2023-24. However the company ensures to engage only with such value chain partners who are ethical in their conduct. |
| Discrimination at workplace      |  |
| Child Labour                     |  |
| Forced Labour/Involuntary Labour |  |
| Wages                            |  |
| Others – please specify          |  |

5. Provide details of any corrective actions taken or underway to address significant risks / concerns arising from the assessments at Question 4 above. : NA

#### PRINCIPLE 6: Businesses should respect and make efforts to protect and restore the environment

##### ESSENTIAL INDICATORS

1. Details of total energy consumption (in Joules or multiples) and energy intensity, in the following format:

| Parameter  | FY 2023-24<br>(Current Financial Year) | FY 2022-23<br>(Previous Financial Year) |
|--|--|---|
| <b>From renewable sources</b>  |  |   |
| Total electricity consumption (A) (KWH)  | -                                      | -                                       |
| Total fuel consumption (B) (KWH)   | 268248636 (Rice husk)                  | 299270585 (Rice husk)                   |
| Energy consumption through other sources (C) (KWH)   | -                                      | -                                       |
| Total energy consumed from renewable sources (A+B+C)   | 268248636                              | 299270585                               |
| <b>From non-renewable sources</b>  |  |   |
| Total electricity consumption (A) (KWH)  | 11818808                               | 131953608                               |
| Total fuel consumption (D)   | -                                      | -                                       |
| Energy consumption through other sources (E)   | -                                      | -                                       |
| Energy consumption through other sources (F)   | 1300246                                | 1568025                                 |
| Total energy consumed from nonrenewable sources (D+E+F)  | 13119054                               | 133521633                               |
| Energy intensity per rupee of turnover (Total energy consumed / Revenue from operations)   | 0.035 (KWH/Rs.)                        | 0.049 (KWH/Rs.)                         |
| Energy intensity (optional) – the relevant metric may be selected by the entity  | -                                      | -                                       |
| Energy intensity per rupee of turnover adjusted for Purchasing Power Parity (PPP) (Total energy consumed / Revenue from operations adjusted for PPP) | 0.035 (KWH/Rs.)                        | 0.049 (KWH/Rs.)                         |
| Energy intensity in terms of physical output   | -                                      | -                                       |
| Energy intensity (optional) – the relevant metric may be selected by the entity  | -                                      | -                                       |

Note: Indicate if any independent assessment/ evaluation/assurance has been carried out by an external agency? - NA

- Does the entity have any sites / facilities identified as designated consumers (DCs) under the Performance, Achieve and Trade (PAT) Scheme of the Government of India? (Y/N) If yes, disclose whether targets set under the PAT scheme have been achieved. In case targets have not been achieved, provide the remedial action taken, if any. - PAT Scheme is not applicable to the entity as distilleries are not included in the energy intensive industries outlined in the PAT Scheme.

3. Provide details of the following disclosures related to water, in the following format:

| Parameter   | FY 2023-24<br>(Current Financial Year) | FY 2022-23<br>(Previous Financial Year) |
|---|--|---|
| <b>Water withdrawal by source (in kilolitres)</b>   |  |   |
| (i) Surface water   | 0                                      | Nil                                     |
| (ii) Groundwater  | 1076082                                | 970821                                  |
| (iii) Third party water   | 0                                      | Nil                                     |
| (iv) Seawater / desalinated water   | 0                                      | Nil                                     |
| (v) Others  | 0                                      | Nil                                     |
| Total volume of water withdrawal (in kilolitres) (i + ii + iii + iv + v)  | 1076082                                | 970821                                  |
| Total volume of water consumption (in kilolitres)   | 1076082                                | 970821                                  |
| Water intensity per rupee of turnover (Total water consumption / Revenue from operations)   | 0.00013                                | 0.00011                                 |
| Water intensity per rupee of turnover adjusted for Purchasing Power Parity (PPP) (Total water consumption / Revenue from operations adjusted for PPP) | 0.00013                                | 0.00011                                 |
| Water intensity in terms of physical output   | -                                      | -                                       |
| Water intensity (optional) – the relevant metric may be selected by the entity  | -                                      | -                                       |

Note: Indicate if any independent assessment/ evaluation/assurance have been carried out by an external agency?

- Achievement of zero discharge on all streams as per requirement of the Pollution Control Boards

4.

| Parameter  | FY 2023-24<br>(Current Financial Year) | FY 2022-23<br>(Previous Financial Year) |
|--|--|---|
| <b>Water discharge by destination and level of treatment (in kilolitres)</b> |  |   |
| (i) To Surface water   | -                                      | -                                       |
| - No treatment   | -                                      | -                                       |
| _ With treatment-please specify level of treatment                           | -                                      | -                                       |
| (ii) To Groundwater  | -                                      | -                                       |
| - No treatment   | -                                      | -                                       |
| _ With treatment-please specify level of treatment                           | -                                      | -                                       |
| (iii) To Seawater  | -                                      | -                                       |
| - No treatment   | -                                      | -                                       |
| _ With treatment-please specify level of treatment                           | -                                      | -                                       |
| (iii) To Seawater  | -                                      | -                                       |
| - No treatment   | -                                      | -                                       |
| _ With treatment-please specify level of treatment                           | -                                      | -                                       |
| (iv) Sent to third- parties  | -                                      | -                                       |
| - No treatment   | -                                      | -                                       |
| _ With treatment-please specify level of treatment                           | -                                      | -                                       |
| (v) Others   | -                                      | -                                       |
| - No treatment   | -                                      | -                                       |
| _ With treatment-please specify level of treatment                           | -                                      | -                                       |
| Total water discharged (in kilolitres)                                       | -                                      | -                                       |

All water re-circulated to process with or without treatment thus no discharge of any water stream.

Note: Indicate if any independent assessment/ evaluation/assurance has been carried out by an external agency? (Y/N) If yes, name of the external agency. NA

5. Has the entity implemented a mechanism for Zero Liquid Discharge? If yes, provide details of its coverage and implementation.

Yes, the entity has implemented a zero liquid discharge policy for all its plants and relevant procedures are in place and well-implemented and the entirety of plants are covered under the zero liquid discharge policy. The ZLD process includes MEE (Multi effect Evaporation) followed vapor integration Plant and rotary tube bundle dryers. It has been installed in the plants to ensure zero liquid discharge. The entity is in compliant with all environmental regulations and laws of the land relevant to it.

6. Please provide details of air emissions (other than GHG emissions) by the entity, in the following format:

| Parameter                              | Please specify Unit | FY 2023-24<br>(Current Financial Year) | FY 2022-23<br>(Previous Financial Year) |
|--|---------------------|--|---|
| NOx                                    | Mg/Nm3              | 73.59719                               | 106                                     |
| SOx                                    | Mg/Nm3              | 52.73666                               | 81.8                                    |
| Particulate matter<br>(PM)             | Mg/Nm3              | 118.16301                              | 147.97                                  |
| Persistent organic<br>pollutants (POP) | -                   | Nil                                    | Nil                                     |
| Volatile organic                       | -                   | Nil                                    | Nil                                     |

Note: Indicate if any independent assessment/ evaluation/assurance have been carried out by an external agency?

Yes through pollution control boards.

7. Provide details of greenhouse gas emissions (Scope 1 and Scope 2 emissions) & its intensity, in the following format:

| Parameter  | Unit                     | FY 2023-24<br>(Current Financial Year) | FY 2022-23<br>(Previous Financial Year) |
|--|--------------------------|--|---|
| Total Scope 1 emissions (Break-up of the GHG into CO2, CH4, N2O, HFCs, PFCs, SF6, NF3, if available)   | Metric Tonnes of CO2 Eq. | 38802 tonnes                           | 39076 tonnes                            |
| Total Scope 2 emissions (Break-up of the GHG into CO2, CH4, N2O, HFCs, PFCs, SF6, NF3, if available)   | Metric Tonnes of CO2 Eq. | Not being presently done               | Not being presently done                |
| Total Scope 1 and Scope 2 emissions per rupee of turnover  |                          | 0.00000494                             | 0.00000444                              |
| Total Scope 1 and Scope 2 emission intensity per rupee of turnover adjusted for Purchasing Power Parity (PPP) (Total Scope 1 and Scope 2 GHG emissions / Revenue from operations adjusted for PPP) |                          | 0.00000494                             | 0.00000444                              |
| Total Scope 1 and Scope 2 emission intensity in terms of physical output   |                          | Nil                                    | Nil                                     |
| Total Scope 1 and Scope 2 emission intensity (optional) – the relevant metric may be selected by the entity  |                          | -                                      | -                                       |

Note: Indicate if any independent assessment/ evaluation/assurance have been carried out by an external agency?

Nil, because no ash is produced. Co2 is generated. Gathered and sold in the form of Solid carbon dioxide – also known as dry ice.

8. Does the entity have any project related to reducing Green House Gas emission? If Yes, then provide details.

CO2 Collection plant is available in installed in our plants. Our Company is committed to Carbon footprint reduction. Globus Spirits has reduced carbon emission with respect to 2007 baseline through implementation of multiple projects to meet demand of operation through in-house power generation. Globus Spirits developed a strategy to increase Steam Turbine Power generation in factories. Each of our plants generates >3MW energy from waste.



9. Provide details related to waste management by the entity, in the following format:

| Parameter   | FY 2023-24<br>(Current Financial Year) | FY 2022-23<br>(Previous Financial Year) |
|---|--|---|
| <b>Total Waste generated (in metric tonnes)</b>   |  |   |
| Plastic waste (A)   | 760775.194                             | 649416                                  |
| E-waste (B)   | 0                                      | 0                                       |
| Bio-medical waste (C)   | 0                                      | 0                                       |
| Construction and demolition waste (D)   | 0                                      | 0                                       |
| Battery waste (E)   | 350                                    | 664                                     |
| Radioactive waste (F)   | 0                                      | 0                                       |
| Other Hazardous waste. Please specify, if any. (G)  | 0                                      | 0                                       |
| Other Non-hazardous waste generated (H). Please specify, if any. (Break-up by composition i.e. by materials relevant to the sector)                 | 0                                      | 0                                       |
| Total (A+B + C + D + E + F + G + H)   | 761125.194                             | 650080                                  |
| Waste intensity per rupee of turnover (Total waste generated / Revenue from operations)   | 0.00009                                | 0.00007                                 |
| Waste intensity per rupee of turnover adjusted for Purchasing Power Parity (PPP) (Total waste generated / Revenue from operations adjusted for PPP) | 0.00009                                | 0.00007                                 |
| Waste intensity in terms of physical output   | -                                      | -                                       |
| Waste intensity (optional) – the relevant metric may be selected by the entity  | -                                      | -                                       |
| <b>For each category of waste generated, total waste recovered through recycling, re-using or other recovery operations (in metric tonnes)</b>      |  |   |
| Category of waste   |  |   |
| (i) Recycled  | 0                                      | 0                                       |
| (ii) Re-used  | 0                                      | 0                                       |
| (iii) Other recovery operations   | 0                                      | 0                                       |
| Total   | 0                                      | 0                                       |
| <b>For each category of waste generated, total waste disposed by nature of disposal method (in metric tonnes)</b>                                   |  |   |
| Category of waste   |  |   |
| (i) Incineration  | 0                                      | 0                                       |
| (ii) Land filling   | 0                                      | 0                                       |
| (iii) Other disposal operations   | 0                                      | 0                                       |
| Total   | 0                                      | 0                                       |

Note: Indicate if any independent assessment/ evaluation/assurance has been carried out by an external agency?- No

10. Briefly describe the waste management practices adopted in your establishments. Describe the strategy adopted by your company to reduce usage of hazardous and toxic chemicals in your products and processes and the practices adopted to manage such wastes.

- The entity has installed Multi effect evaporator followed by Decanters and rotary tube Bundle Dryers in all its plants

11. If the entity has operations/offices in/around ecologically sensitive areas (such as national parks, wildlife sanctuaries, biosphere reserves, wetlands, biodiversity hotspots, forests, coastal regulation zones etc.) where environmental approvals / clearances are required, please specify details in the following format

| S.No. | Location of operations/offices | Type of operations | Whether the conditions of Environmental approval / clearance are being complied with? (Y/N) If no, the reasons thereof and corrective action taken, if any. |
|-------|--------------------------------|--------------------|---|
| NA    | NA                             | NA                 | NA  |

12. Details of environmental impact assessments of projects undertaken by the entity based on applicable laws, in the current financial year:

| Name and brief details of project | EIA Notification No. | Date | Whether conducted by independent external agency (Yes / No) | Results communicated in public domain (Yes / No) | Relevant Web link |
|-----------------------------------|----------------------|------|---|--|-------------------|
| NA                                | NA                   | NA   | NA  | NA   | NA                |

13. Is the entity compliant with the applicable environmental law/ regulations/ guidelines in India; such as the Water (Prevention and Control of Pollution) Act, Air (Prevention and Control of Pollution) Act, Environment protection act and rules thereunder (Y/N). If not, provide details of all such non-compliances, in the following format:

| S. No. | Specify the law / regulation / guidelines which was not complied with  | Provide details of the non-compliance | Any fines / penalties / action taken by regulatory agencies such as pollution control boards or by courts | Corrective action taken, if any |
|--------|--|---------------------------------------|---|---------------------------------|
|        | The entity is compliant with all applicable environmental laws, regulations, guidelines and provisions of India such as Water (Prevention and Control of Pollution) Act, 1974, Air (Prevention and control of pollution) Act, 1981, the Environment Protection Act, 1986, Hazardous Wastes (Management and Handling Rules, 2003/2008/2016, public liability Insurance act, 1991 along with their amendments and rules. |                                       |   |                                 |

#### LEADERSHIP INDICATORS

1. Water withdrawal, consumption and discharge in areas of water stress (in kilolitres): Nil

For each facility / plant located in areas of water stress, provide the following information: Nil

- (i) Name of the area
- (ii) Nature of operations
- (iii) Water withdrawal, consumption and discharge in the following format: Nil

| Water withdrawal by source (in kilolitres) |   |   |
|--|---|---|
| (i) Surface water                          | - | - |
| (ii) Groundwater                           | - | - |
| (iii) Third party water                    | - | - |
| (iv) Seawater / desalinated water          | - | - |
| (v) Others                                 | - | - |

|  |   |   |
|--|---|---|
| Total volume of water withdrawal (in kilolitres)                               | - |   |
| Total volume of water consumption (in kilolitres)                              | - | - |
| Water intensity per rupee of turnover (Water consumed / turnover)              | - | - |
| Water intensity (optional) – the relevant metric may be selected by the entity | - | - |
| <b>Water discharge by destination and level of treatment (in kilolitres)</b>   |   |   |
| (i) Into Surface water   | - | - |
| - No treatment   | - | - |
| _ With treatment-please specify level of treatment                             | - | - |
| (ii) Into Groundwater  | - | - |
| - No treatment   | - | - |
| _ With treatment-please specify level of treatment                             | - | - |
| (iii) Into Seawater  | - | - |
| - No treatment   | - | - |
| _ With treatment-please specify level of treatment                             | - | - |
| (iv) Sent to third-parties   | - | - |
| - No treatment   | - | - |
| _ With treatment-please specify level of treatment                             | - | - |
| (v) Others   | - | - |
| - No treatment   | - | - |
| _ With treatment-please specify level of treatment                             | - | - |
| Total water discharged (in kilolitres)   | - | - |

2. Please provide details of total Scope 3 emissions & its intensity, in the following format: N.A.

| Parameter   | Unit                                   | FY 2023-24<br>(Current Financial Year) | FY 2022-23<br>(Previous Financial Year) |
|---|--|--|---|
| Total Scope 3 emissions (Break-up of the GHG into CO2, CH4, N2O, HFCs, PFCs, SF6, NF3, if available)  | <b>Metric tonnes of CO2 equivalent</b> | -                                      | -                                       |
| Total Scope 3 emissions per rupee of turnover   | -                                      | -                                      | -                                       |
| Total Scope 3 emission intensity (optional) – the relevant metric may be selected by the entity   | -                                      | -                                      | -                                       |
| Note: Indicate if any independent assessment/ evaluation/assurance has been carried out by an external agency? (Y/N) If yes, name of the external agency. - N | -                                      | -                                      | -                                       |

3. With respect to the ecologically sensitive areas reported at Question 11 of Essential Indicators above, provide details of significant direct & indirect impact of the entity on biodiversity in such areas along-with prevention and remediation activities : NA

**PRINCIPLE 7 Businesses, when engaging in influencing public and Regulatory policy, should do so in a manner that is responsible and transparent**

**ESSENTIAL INDICATORS**

- Number of affiliations with trade and industry chambers/ associations.  
- We are affiliated with two three trade and Industry chambers/ associations.
  - List the top 10 trade and industry chambers/ associations (determined based on the total members of such body) the entity is a member of/ affiliated to

| S. No. | Name of the trade and industry chambers/ associations | Reach of trade and industry chambers/ associations(State/National) |
|--------|---|--|
| 1      | All India Distillery Association                      | National   |
| 2      | PHD Chamber of Commerce                               | National   |

- Provide details of corrective action taken or underway on any issues related to anti competitive conduct by the entity, based on adverse orders from regulatory authorities.

| Name of authority | Brief of the case | Corrective action taken |
|-------------------|-------------------|-------------------------|
| NA                | NA                | NA                      |

**LEADERSHIP INDICATORS**

| S. No. | Public policy advocated  | Method resorted for such advocacy   | Whether information available in public domain? (Yes/No) | Frequency of Review by Board (Annually/ Half yearly/ Quarterly / Others – please specify) | Web Link, if available  |
|--------|--|---|--|---|---|
| 1      | Ethical business conduct is critical to a business. Our approach to advocacy is guided by the Code of Ethics. The purpose of the Code is to deter wrongdoing and promote ethical conduct in the Company. The matters covered in this Code are of utmost importance to the Company, its stakeholders and business partners. | We perform policy advocacy in a transparent and responsible manner while engaging with all the authorities. | Yes  | On need basis.  | <a href="http://www.globusspirits.com/documents/Code_of_Ethics.pdf">http://www.globusspirits.com/documents/Code_of_Ethics.pdf</a> |

**PRINCIPLE 8 Businesses should promote inclusive growth and equitable development**

**ESSENTIAL INDICATORS**

- Details of Social Impact Assessments (SIA) of projects undertaken by the entity based on applicable laws, in the current financial year. : The Social Impact Assessments (SIA) is not applicable on the company however the company had voluntarily conducted SMETA audit.

| Name and brief details of project | SIA Notification No. | Date of Notification | Whether conducted by independent external agency (Yes / No) | Results communicated in public domain (Yes / No) | Relevant Web link |
|-----------------------------------|----------------------|----------------------|---|--|-------------------|
| NA                                |                      |                      |   |  |                   |



2. Provide information on project(s) for which ongoing Rehabilitation and Resettlement(R&R) is being undertaken by your entity, in the following format:

| S.No. | Name of Project for which R&R is ongoing | State | District | No. of Project Affected Families (PAFs) | % of PAFs covered by R&R | Amounts paid to PAFs in the FY (In INR) |
|-------|--|-------|----------|---|--------------------------|---|
| NA    | NA                                       | NA    | NA       | NA                                      | NA                       | NA                                      |

3. Describe the mechanisms to receive and redress grievances of the community.  
Community complaints are recorded and resolved through complaint forum, community is made aware of policies and procedures through our website [www.globusspirits.com](http://www.globusspirits.com)

- Discussions with community are also held where concerns of community are heard. Several CSR Activities of supporting nearby villages and community also leads to understanding of their concerns and grievances. A proper cell dedicated to resolve complaints by local community is in process of being proposed and planned.

4. Percentage of input material (inputs to total inputs by value) sourced from suppliers:

|   | FY 2023-24<br>Current Financial Year | FY 2022-23<br>Previous Financial Year |
|---|--------------------------------------|---------------------------------------|
| Directly sourced from MSMEs/ small producers                        | 4%                                   | 3.98%                                 |
| Sourced directly from within the district and neighboring districts | Not available                        | Not available                         |

#### LEADERSHIP INDICATORS

1. Provide details of actions taken to mitigate any negative social impacts identified in the Social Impact Assessments (Reference: Question 1 of Essential Indicators above): NA

| Details of negative social impact identified | Corrective action taken |
|--|-------------------------|
| NA   | NA                      |

2. Provide the following information on CSR projects undertaken by your entity in designated aspirational districts as identified by government bodies:

| S. No. | State     | Aspirational District | Amount spent (In INR) |
|--------|-----------|-----------------------|-----------------------|
| 1      | Jharkhand | Purbi Singhbhum       | 9000000               |

3. (a) Do you have a preferential procurement policy where you give preference to purchase from suppliers comprising marginalized /vulnerable groups? (Yes/No): No , (b) From which marginalized /vulnerable groups do you procure? (c) What percentage of total procurement (by value) does it constitute? : Nil

4. Details of the benefits derived and shared from the intellectual properties owned or acquired by your entity (in the current financial year), based on traditional knowledge: Nil

| S. No. | Intellectual Property based on traditional knowledge | Owned/ Acquired (Yes/No) | Benefit shared (Yes / No) | Basis of calculating benefit share |
|--------|--|--------------------------|---------------------------|------------------------------------|
| Nil    | Nil  | Nil                      | Nil                       | Nil                                |

5. Details of corrective actions taken or underway, based on any adverse order in intellectual property related disputes wherein usage of traditional knowledge is involved. NA

| Name of authority | Brief of the Case | Corrective action taken |
|-------------------|-------------------|-------------------------|
| Nil               | Nil               | Nil                     |

6. Details of beneficiaries of CSR Projects:

Beneficiaries are local villagers at large. Precise number of beneficiaries cannot be quantified.

| S. No. | CSR Project  | No. of persons benefitted from CSR Projects | % of beneficiaries from vulnerable and marginalized groups |
|--------|--|---|--|
|        | Beneficiaries are local villagers at large. Precise number of beneficiaries could be quantified. |   |  |

#### PRINCIPLE 9 Businesses should engage with and provide value to their consumers in a responsible manner

##### ESSENTIAL INDICATORS

1. Describe the mechanisms in place to receive and respond to consumer complaints and feedback.  
- Consumer complaint cells are available and in place to receive and respond to consumer complaints and feedback.
2. Turnover of products and/ services as a percentage of turnover from all products/service that carry information about:

|   | As a percentage to total turnover  |
|---|--|
| Environmental and social parameters relevant to the product | Not Applicable. However, all our products contain general information, appropriate warnings with respect to environmental and social parameters relevant to the products; safe and responsible usage and safe disposal of the product container.<br><br>General Information:<br><ul style="list-style-type: none"> <li>Branding</li> <li>MRP</li> <li>Manufacturing unit address</li> <li>Reg. office address</li> <li>FSSAI License number</li> <li>Customer care phone number and Mail ID</li> <li>Ingredients</li> <li>Quantity and strength declarations</li> <li>Batch number and date of manufacturing</li> <li>Bar code</li> <li>Excise mandates as per state excise regulation</li> <li>Country of Origin</li> </ul> Warnings:<br><ul style="list-style-type: none"> <li>"Be safe: Do not drink and drive"</li> <li>"Consumption of liquor is injurious to health"</li> <li>Appropriate warnings for the manufacturing segment are also duly present.</li> </ul> |
| Safe and responsible usage                                  |  |
| Recycling and/or safe disposal                              |  |

3. Number of consumer complaints in respect of the following:

|                                | FY 2023-24<br>(Current Financial Year) |                                   | Remarks   | FY 2022-23<br>(Previous Financial Year) |                                   | Remarks   |
|--------------------------------|--|-----------------------------------|---|---|-----------------------------------|---|
|                                | Received during the year               | Pending resolution at end of year |   | Received during the year                | Pending resolution at end of year |   |
| Data privacy                   | Nil                                    | NA                                | All consumer complaints are received at complaint forum. Process of segregation of complaints on basis of certain categories mentioned in SEBI BRSR Format is in process of being planned and implemented | Nil                                     | NA                                | All consumer complaints are received at complaint forum. Process of segregation of complaints on basis of certain categories mentioned in SEBI BRSR Format is in process of being planned and implemented |
| Advertising                    |  |                                   |   |   |                                   |   |
| Cyber-security                 |  |                                   |   |   |                                   |   |
| Delivery of essential services |  |                                   |   |   |                                   |   |
| Restrictive Trade Practices    |  |                                   |   |   |                                   |   |
| Unfair Trade Practices         |  |                                   |   |   |                                   |   |
| Other                          |  |                                   |   |   |                                   |   |

4. Details of instances of product recalls on account of safety issues:

|                   | Number | Reasons for recall |
|-------------------|--------|--------------------|
| Voluntary recalls | Nil    | Nil                |
| Forced recalls    | Nil    | Nil                |

5. Does the entity have a framework/ policy on cyber security and risks related to data privacy? (Yes/No) If available, provide a web-link of the policy.

- Yes, policy on cyber security and framework for risks related to data privacy are covered under our IT Policy.

6. Provide details of any corrective actions taken or underway on issues relating to advertising, and delivery of essential services; cyber security and data privacy of customers; re-occurrence of instances of product recalls; penalty / action taken by regulatory authorities on safety of products / services. NA

#### LEADERSHIP INDICATORS

- Channels / platforms where information on products and services of the entity can be accessed (provide web link, if available). <https://www.globusspirits.com/>
- Steps taken to inform and educate consumers about safe and responsible usage of products and/or services. - We provide information on our product packaging, including ingredients, expiry date, and usage directions, as appropriate to inform our consumers about safe and responsible usage. Consumers can also contact us on 91-11-66424600.
- Mechanisms in place to inform consumers of any risk of disruption/discontinuation of essential services. - We disseminate information through our website, various mass media platforms, social media platforms, distribution networks, sales representatives, and e-mails
- Does the entity display product information on the product over and above what is mandated as per local laws? (Yes/No/Not Applicable) If yes, provide details in brief.- Yes. We are fully committed to not only ensuring compliance to mandatory labelling, but also to providing important information to consumers regarding safety, health, proper usage and appropriate precautions.

Did your entity carry out any survey with regard to consumer satisfaction relating to the major products / services of the entity, significant locations of operation of the entity or the entity as a whole? (Yes/No) - No

- Provide the following information relating to data breaches:
  - Number of instances of data breaches along-with impact: Nil, there were no instances of reportable data breaches in the current financial year.
  - Percentage of data breaches involving personally identifiable information of customers: Nil

# Independent Auditor's Report

## Report on the Consolidated Financial Statements

### To the Members of Globus Spirits Limited Report on the Audit of the Consolidated Financial Statements

#### Qualified Opinion

- We have audited the accompanying consolidated financial statements of Globus Spirits Limited ('the Holding Company') and its subsidiary (the Holding Company and its subsidiary together referred to as 'the Group'), as listed in Annexure 1, which comprise the Consolidated Balance Sheet as at 31 March 2024, the Consolidated Statement of Profit and Loss (including Other Comprehensive Income), the Consolidated Cash Flow Statement and the Consolidated Statement of Changes in Equity for the year then ended, and notes to the consolidated financial statements, including a material accounting policy information and other explanatory information.

In our opinion and to the best of our information and according to the explanations given to us and based on the consideration of the report of the other auditor on separate financial statements of the subsidiary, except for the possible effects of the matters described in the Basis for Qualified Opinion section of our report, the aforesaid consolidated financial statements give the information required by the Companies Act, 2013 ('the Act') in the manner so required and give a true and fair view in conformity with the Indian Accounting Standards ('Ind AS') specified under section 133 of the Act, read with the Companies (Indian Accounting Standards) Rules, 2015, and other accounting principles generally accepted in India of the consolidated state of affairs of the Group, as at 31 March 2024, and their consolidated profit (including other comprehensive income), consolidated cash flows and the consolidated changes in equity for the year ended on that date.

#### Basis for Qualified Opinion

- As stated in Note 46 to the consolidated financial statements, the Income Tax Department had carried out search and seizure operation at the head office and other premises of the Holding Company between 30 January 2023 to 03 February 2023. Subsequent to year end, the Holding Company has received assessment orders for last 10 assessment years alleging certain disallowances resulting in an aggregate tax demand of Rs. 3,561 lakhs

(including interest and penalties thereon). As stated in the note, the Holding Company's management has filed an appeal u/s 246A of the Income Tax Act for all the assessment years covered by the order. Holding Company's management has appointed an independent firm to review these additions. Pending completion of the said review, the Holding Company's management is currently unable to determine whether further adjustments or disclosures, if any, are required to be made to the consolidated financial statements.

Consequently, we were unable to assess the extent of the adjustments to be recognised or disclosures to be made, if any, and the consequential impact on the consolidated financial statements as at and for the year ended 31 March 2024.

- We conducted our audit in accordance with the Standards on Auditing specified under section 143(10) of the Act. Our responsibilities under those standards are further described in the Auditor's Responsibilities for the Audit of the Consolidated Financial Statements section of our report. We are independent of the Group, in accordance with the Code of Ethics issued by the Institute of Chartered Accountants of India ('ICAI') together with the ethical requirements that are relevant to our audit of the consolidated financial statements under the provisions of the Act and the rules thereunder, and we have fulfilled our other ethical responsibilities in accordance with these requirements and the Code of Ethics. We believe that the audit evidence we have obtained together with the audit evidence obtained by the other auditor in terms of their report referred to in paragraph 15 of the Other Matter section below, is sufficient and appropriate to provide a basis for our qualified opinion.

#### Key Audit Matters

- Key audit matters are those matters that, in our professional judgment and based on the consideration of the report of the other auditor on separate financial statements of the subsidiary, were of most significance in our audit of the consolidated financial statements of the current period. These matters were addressed in the context of our audit of the consolidated financial statements as a whole, and in forming our opinion thereon, and we do not provide a separate opinion on these matters.



5. In addition to the matter described in the Basis for Qualified Opinion sections, we have determined the matters described below to be the key audit matters to be communicated in our report.

| Key audit matter  | How our audit addressed the key audit matter   |
|---|--|
| <p><b>A. Indirect Tax Litigation (Goods &amp; Services Tax (GST) case)</b></p> <p>Refer note 1.3(XI) to the accompanying Consolidated financial statements for the accounting policy on Contingent Liabilities.</p> <p>As described in note 32 to the Consolidated financial statements, the Holding Company has an ongoing litigation with respect to GST which is pending adjudication.</p> <p>Significant judgement is applied by the management in application and interpretation of tax laws and judicial pronouncements, and evaluating the likely outcome / or timing of the cash outflows, to determine whether the related obligation, if any, requires recognition of a provision or a disclosure as a contingent liability in accordance with principles enunciated in Ind AS 37, Provisions, Contingent Liabilities and Contingent Assets ('Ind AS 37').</p> <p>Accordingly, considering the significance of amount involved, the uncertainties involved and use of significant management judgement in determining the likely outcome of the litigation as explained above, we have determined this to be a key audit matter.</p>  | <p>Our audit procedures to address this key audit matter included, but were not limited to the following:</p> <ol style="list-style-type: none"> <li>Obtained an understanding of the Holding Company's process for evaluating the outcome of litigations, including assessment of accounting treatment as per Ind AS 37.</li> <li>Evaluated the design and tested the operating effectiveness of key controls implemented by the management relating to aforesaid process.</li> <li>Obtained and reviewed management's evaluation on the expected outcome of the litigation including legal advice obtained by management from an external indirect tax expert and correspondences with the concerned authorities.</li> <li>Assessed the objectivity and competence of the external tax expert engaged by the management.</li> <li>Involved auditor's tax experts to understand the current status of the matter, review the legal/tax advice obtained by the management and assist in evaluating the tax position taken by management by applying and interpreting tax laws, relevant judicial pronouncements and available precedents to challenge management's assumptions in estimating the possible outcome of the ongoing proceedings.</li> <li>Assessed the adequacy and appropriateness of the disclosures made in the Consolidated financial statements in accordance with the applicable accounting standards.</li> </ol>   |
| <p><b>B. Revenue Recognition</b></p> <p>Refer note 1.3(II) to the accompanying Consolidated financial statements for the accounting policy on revenue recognition and note 22 for the details of revenue recognised during the year.</p> <p>The Holding Company derives its revenue from sale of liquor products to a wide range of customers through a network of distributors and state government corporations.</p> <p>Ind AS 115, Revenue from Contracts with Customers ('Ind AS 115'), requires management to make certain key judgements, such as, identification of performance obligations in contracts with customers, determination of transaction price for the contract and assessment of satisfaction of the performance obligations under each contract representing the transfer of control of the products sold to the customers, including state government corporations.</p> <p>Given to significance of amount involved, multiplicity of the Holding Company's products, volume of sales transactions, size of distribution network, nature of customers and varied terms of contracts with different customers, revenue recognition is determined to be an area involving significant risk in line with the requirements of the Standards on Auditing and hence, necessitated significant auditor attention.</p> <p>Due to the extent of industry knowledge and skills required to design and execute audit procedures to address the risks of material misstatement and management judgments involved in assessing appropriateness of revenue recognition, the matter is considered as a key audit matter in the current year audit.</p> | <p>Our audit procedures with respect to revenue recognition included, but were not limited, to the following:</p> <ol style="list-style-type: none"> <li>Understood the process of revenue recognition and evaluated the appropriateness of the accounting policy adopted by the management on revenue recognition including determination of transaction price and satisfaction of performance obligations and transfer of control in accordance with Ind AS 115;</li> <li>Evaluated the design and tested the operating effectiveness of key internal controls around revenue recognition;</li> <li>On a sample basis, tested revenue transactions recorded during the year, and transactions recorded in specific period before and after year end, basis inspection of supporting documents such as purchase orders, price lists, proof of dispatch and delivery including regulatory documents used for movement of liquor as per applicable regulations, invoices, to assess the appropriateness of identification of performance obligations, determination of transaction price, including allocation thereof to performance obligations and identification of the point of revenue recognition, in order to ensure revenue is recorded with the correct amount and in the correct period; and</li> <li>Assessed the adequacy and appropriateness of the disclosures made in the accompanying Consolidated financial statements in respect of revenue recognition in accordance with the applicable accounting standards.</li> </ol> |

**Information other than the Consolidated Financial Statements and Auditor's Report thereon**

6. The Holding Company's Board of Directors are responsible for the other information. The other information comprises the information included in the Annual report but does not include the consolidated financial statements and our auditor's report thereon.

Our opinion on the consolidated financial statements does not cover the other information and we do not express any form of assurance conclusion thereon.

In connection with our audit of the consolidated financial statements, our responsibility is to read the other information and, in doing so, consider whether the other information is materially inconsistent with the consolidated financial statements, or our knowledge obtained in the audit or otherwise appears to be materially misstated.

When we read the Annual Report, if we conclude that there is a material misstatement therein, we are required to communicate the matter to those charged with governance

**Responsibilities of Management and Those Charged with Governance for the Consolidated Financial Statements**

7. The accompanying consolidated financial statements have been approved by the Holding Company's Board of Directors. The Holding Company's Board of Directors are responsible for the matters stated in section 134(5) of the Act with respect to the preparation and presentation of these consolidated financial statements that give a true and fair view of the consolidated financial position, consolidated financial performance including other comprehensive income, consolidated changes in equity and consolidated cash flows of the Group in accordance with the Ind AS specified under section 133 of the Act read with the Companies (Indian Accounting Standards) Rules, 2015, and other accounting principles generally accepted in India. The respective Board of Directors of the companies included in the Group are responsible for maintenance of adequate accounting records in accordance with the provisions of the Act for safeguarding of the assets of the Group and for preventing and detecting frauds and other irregularities; selection and application of appropriate accounting policies; making judgments and estimates that are reasonable and prudent; and design, implementation and maintenance of adequate internal financial controls, that were operating effectively for ensuring the accuracy and completeness of the accounting records, relevant to the preparation and presentation of the financial statements that give a true and fair view and are free from material misstatement, whether due to fraud or error, which have been used for the purpose of preparation of the consolidated financial statements by the Board of Directors of the Holding Company, as aforesaid.

8. In preparing the consolidated financial statements, the respective Board of Directors of the company included in the Group are responsible for assessing the ability of the Group to continue as a going concern, disclosing, as applicable, matters related to going concern and using the going concern basis of accounting unless the Board of Directors either intend to liquidate the Group or to cease operations, or has no realistic alternative but to do so.

9. Those respective Board of Directors are also responsible for overseeing the financial reporting process of the companies included in the Group.

**Auditor's Responsibilities for the Audit of the Consolidated Financial Statements**

10. Our objectives are to obtain reasonable assurance about whether the consolidated financial statements as a whole are free from material misstatement, whether due to fraud or error, and to issue an auditor's report that includes our opinion. Reasonable assurance is a high level of assurance but is not a guarantee that an audit conducted in accordance with Standards on Auditing will always detect a material misstatement when it exists. Misstatements can arise from fraud or error and are considered material if, individually or in the aggregate, they could reasonably be expected to influence the economic decisions of users taken on the basis of these consolidated financial statements.

11. As part of an audit in accordance with Standards on Auditing specified under section 143(10) of the Act we exercise professional judgment and maintain professional skepticism throughout the audit. We also:

- Identify and assess the risks of material misstatement of the consolidated financial statements, whether due to fraud or error, design and perform audit procedures responsive to those risks, and obtain audit evidence that is sufficient and appropriate to provide a basis for our opinion. The risk of not detecting a material misstatement resulting from fraud is higher than for one resulting from error, as fraud may involve collusion, forgery, intentional omissions, misrepresentations, or the override of internal control;
- Obtain an understanding of internal control relevant to the audit in order to design audit procedures that are appropriate in the circumstances. Under section 143(3) (i) of the Act we are also responsible for expressing our opinion on whether the Holding Company has adequate internal financial controls with reference to financial statements in place and the operating effectiveness of such controls.;
- Evaluate the appropriateness of accounting policies used and the reasonableness of accounting estimates and related disclosures made by management;
- Conclude on the appropriateness of Board of

Directors' use of the going concern basis of accounting and, based on the audit evidence obtained, whether a material uncertainty exists related to events or conditions that may cast significant doubt on the ability of the Group to continue as a going concern. If we conclude that a material uncertainty exists, we are required to draw attention in our auditor's report to the related disclosures in the financial statements or, if such disclosures are inadequate, to modify our opinion. Our conclusions are based on the audit evidence obtained up to the date of our auditor's report. However, future events or conditions may cause the Group to cease to continue as a going concern;

- Evaluate the overall presentation, structure and content of the financial statements, including the disclosures, and whether the financial statements represent the underlying transactions and events in a manner that achieves fair presentation; and
  - Obtain sufficient appropriate audit evidence regarding the financial statements of the entities or business activities within the Group, to express an opinion on the consolidated financial statements. We are responsible for the direction, supervision and performance of the audit of financial statements of such entities included in the financial statements, of which we are the independent auditors. For the other entities included in the financial statements, which have been audited by the other auditors, such other auditors remain responsible for the direction, supervision and performance of the audits carried out by them. We remain solely responsible for our audit opinion.
12. We communicate with those charged with governance regarding, among other matters, the planned scope and timing of the audit and significant audit findings, including any significant deficiencies in internal control that we identify during our audit.
13. We also provide those charged with governance with a statement that we have complied with relevant ethical requirements regarding independence, and to communicate with them all relationships and other matters that may reasonably be thought to bear on our independence, and where applicable, related safeguards.
14. From the matters communicated with those charged with governance, we determine those matters that were of most significance in the audit of the financial statements of the current period and are therefore the key audit matters. We describe these matters in our auditor's report unless law or regulation precludes public disclosure about the matter or when, in extremely rare circumstances, we determine that a matter should not be communicated in our report because the adverse consequences of doing so would reasonably be expected to outweigh the public interest benefits of such communication.

#### Other Matter

15. We did not audit the financial statements of one subsidiary, whose financial statements reflect total assets of ₹ 339.77 lacs as at 31 March 2024, total revenues of ₹ 7.13 lacs and net cash outflow amounting to ₹ 3.90 lacs for the year ended on that date, as considered in the consolidated financial statements. These financial statements have been audited by other auditor whose reports have been furnished to us by the management and our opinion on the consolidated financial statements, in so far as it relates to the amounts and disclosures included in respect of this subsidiary, and our report in terms of sub-section (3) of section 143 of the Act in so far as it relates to the aforesaid subsidiary are based solely on the reports of the other auditors.

#### Report on Other Legal and Regulatory Requirements

16. As required by section 197(16) of the Act based on our audit and on the consideration of the report of the other auditor, on separate financial statements of the subsidiary, we report that the Holding Company and its subsidiary incorporated in India whose financial statements have been audited under the Act have paid remuneration to their respective directors during the year in accordance with the provisions of and limits laid down under section 197 read with Schedule V to the Act.
17. As required by clause (xxi) of paragraph 3 of Companies (Auditor's Report) Order, 2020 ('the Order') issued by the Central Government of India in terms of section 143(11) of the Act based on the consideration of the Order reports issued by us and by the respective other auditor as mentioned in paragraph 15 above, of companies included in the consolidated financial statements and covered under the Act we report that there are no qualifications or adverse remarks reported in the respective Order reports of such companies.
18. As required by section 143(3) of the Act, based on our audit and on the consideration of the report of the other auditor on separate financial statements and other financial information of the subsidiary incorporated in India whose financial statements have been audited under the Act, we report, to the extent applicable, that:
- a) We have sought and except for the matter described in the Basis for Qualified Opinion section, obtained all the information and explanations which to the best of our knowledge and belief were necessary for the purpose of our audit of the aforesaid consolidated financial statements;
  - b) In our opinion, proper books of account as required by law relating to preparation of the aforesaid consolidated financial statements have been kept so far as it appears from our examination of those books and the reports of the other auditors, except for the

possible effect of the matter described in paragraph 2 of the Basis for Qualified Opinion section and except for the matters stated in paragraph 18(i)(v) below on reporting under Rule 11(g) of the Companies (Audit and Auditors) Rules, 2014 (as amended)..

- c) The consolidated financial statements dealt with by this report are in agreement with the relevant books of account maintained for the purpose of preparation of the consolidated financial statements;
- d) Except for the possible effects of the matter described in the Basis for Qualified Opinion section, in our opinion, the aforesaid consolidated financial statements comply with Ind AS specified under section 133 of the Act read with the Companies (Indian Accounting Standards) Rules, 2015;
- e) The matter described in paragraph 2 of the Basis for Qualified Opinion section, in our opinion, may have an adverse effect on the functioning of the Holding Company, Globus Spirits Limited;
- f) On the basis of the written representations received from the directors of the Holding Company, and taken on record by the Board of Directors of the Holding Company, and the reports of the statutory auditors of its subsidiary covered under the Act, none of the directors of the Group companies are disqualified as on 31 March 2024 from being appointed as a director in terms of section 164(2) of the Act.
- g) The qualification relating to the maintenance of accounts and other matters connected therewith with respect to the consolidated financial statements are as stated in paragraph 2 of the Basis for Qualified Opinion section, paragraph 18(b) above on reporting under section 143(3)(b) of the Act and paragraph 18(i)(v) below on reporting under Rule 11(g) of the Companies (Audit and Auditors) Rules, 2014 (as amended);
- h) With respect to the adequacy of the internal financial controls with reference to financial statements of the Holding Company, and its subsidiary company, and the operating effectiveness of such controls, refer to our separate report in 'Annexure B' wherein we have expressed a modified opinion; and
- i) With respect to the other matters to be included in the Auditor's Report in accordance with rule 11 of the Companies (Audit and Auditors) Rules, 2014 (as amended), in our opinion and to the best of our information and according to the explanations given to us and based on the consideration of the report of the other auditors on separate financial statements and other financial information of the subsidiary incorporated in India whose financial statements have been audited under the Act

- i. The consolidated financial statements disclose the impact of pending litigations on the consolidated financial position of the Group as detailed in Note 32 to the consolidated financial statements;
- ii. The Holding Company and its subsidiary did not have any long-term contracts including derivative contracts for which there were any material foreseeable losses as at 31 March 2024;
- iii. There were no amounts which were required to be transferred to the Investor Education and Protection Fund by the Holding Company and its subsidiary covered under the Act, during the year ended 31 March 2024;
- iv. a. The respective managements of the Holding Company and its subsidiary incorporated in India whose financial statements have been audited under the Act have represented to us and the other auditors of such subsidiary respectively that, to the best of their knowledge and belief, as disclosed in the Note 57 to the accompanying consolidated financial statements, no funds have been received by the Holding Company or its subsidiary from any person(s) or entity(ies), including foreign entities ('the Funding Parties'), with the understanding, whether recorded in writing or otherwise, that the Holding Company, or any such subsidiary shall, whether directly or indirectly, lend or invest in other persons or entities identified in any manner whatsoever by or on behalf of the Funding Party ('Ultimate Beneficiaries') or provide any guarantee, security or the like on behalf of the Ultimate Beneficiaries; and
- b. The respective managements of the Holding Company and its subsidiary company incorporated in India whose financial statements have been audited under the Act have represented to us of such subsidiary company that, to the best of their knowledge and belief, as disclosed in the Note 57 to the accompanying consolidated financial statements, no funds have been received by the Holding Company or its subsidiary company from any person(s) or entity(ies), including foreign entities ('the Funding Parties'), with the understanding, whether recorded in writing or otherwise, that the Holding Company, or any such subsidiary company shall, whether directly or indirectly, lend or invest in other persons or entities identified in any manner whatsoever by or on behalf of the Funding



Party ('Ultimate Beneficiaries') or provide any guarantee, security or the like on behalf of the Ultimate Beneficiaries; and

- c. Based on such audit procedures performed by us and that performed by the auditors of the subsidiary, as considered reasonable and appropriate in the circumstances, nothing has come to our or other auditors' notice that has caused us or the other auditors to believe that the management representations under sub-clauses (a) and (b) above contain any material misstatement.
- v. The final dividend paid by the Holding Company and its subsidiary during the year ended 31 March 2024 in respect of such dividend declared for the previous year is in accordance with section 123 of the Act to the extent it applies to payment of dividend.
- vi. As stated in note 53 to the consolidated financial statements and based on our examination which included test checks, except for instance mentioned below, the Holding Company, in respect of financial year commencing on 1 April 2023, has used an accounting software for maintaining its books of account which has a feature of recording audit trail (edit log) facility and the same has been operated throughout the year for all relevant transactions recorded in the software. Further, during the course of our audit we did not come across any instance of audit trail feature being tampered with, other than the consequential impact of the exceptions given below.

| Nature of exception noted  | Details of Exception   |
|--|--|
| Instances of accounting software maintained by a third party where we are unable to comment on the audit trail feature | The accounting software used for maintenance of books of account of the Holding Company is operated by a third party software service provider. The 'Independent Service Auditor's Assurance Report on the Description of Controls, their Design and Operating Effectiveness' ('Type 2 report' issued in accordance with ISAE 3000 (Revised), Assurance Engagements Other than Audits or Reviews of Historical Financial Information) does not comment on existence of audit trail (edit logs) for any direct changes made at the database level. Accordingly, we are unable to comment on whether audit trail feature with respect to the database of the said software was enabled and operated throughout the year. |

**For Walker Chandiook & Co LLP**  
Chartered Accountants  
Firm's Registration No.: 001076N/N500013

**Arun Tandon**  
Partner  
Membership No.: 517273  
UDIN: 24517273BKEXFV5145

**Place:** New Delhi  
**Date:** 30 May 2024

#### Annexure 1

**Name of Holding Company**  
Globus Spirits Limited

**Name of Subsidiary Company**  
Bored Beverages Private Limited

#### Annexure B

##### Independent Auditor's Report on the internal financial controls with reference to consolidated financial statements under Clause (i) of Sub-section 3 of Section 143 of the Companies Act, 2013 ('the Act')

1. In conjunction with our audit of the consolidated financial statements of Globus Spirits Limited ('the Holding Company') as at and for the year ended 31 March 2024, we have audited the internal financial controls with reference to financial statements of the Holding Company as at that date.

##### Responsibilities of Management and Those Charged with Governance for Internal Financial Controls

2. The Company's Board of Directors is responsible for establishing and maintaining internal financial controls based on internal financial controls with reference to financial statement criteria established by the Company considering the essential component of internal control stated in Guidance Note on Audit of Internal Financial Controls over Financial Reporting (the 'Guidance Note') issued by the Institute of Chartered Accountants of India (the 'ICAI') . These responsibilities include the design, implementation and maintenance of adequate internal financial controls that were operating effectively for ensuring the orderly and efficient conduct of the Company's business, including adherence to the Company's policies, the safeguarding of its assets, the prevention and detection of frauds and errors, the accuracy and completeness of the accounting records, and the timely preparation of reliable financial information, as required under the Act.

##### Auditor's Responsibility for the Audit of the Internal Financial Controls with Reference to Financial Statements

3. Our responsibility is to express an opinion on the Company's internal financial controls with reference to consolidated financial statements based on our audit. We conducted our audit in accordance with the Standards on Auditing issued by the ICAI prescribed under Section 143(10) of the Act, to the extent applicable to an audit of internal financial controls with reference to consolidated financial statements, and the Guidance Note issued by the ICAI. Those Standards and the Guidance Note require that we comply with ethical

requirements and plan and perform the audit to obtain reasonable assurance about whether adequate internal financial controls with reference to financial statements were established and maintained and if such controls operated effectively in all material respects.

4. Our audit involves performing procedures to obtain audit evidence about the adequacy of the internal financial controls with reference to financial statements and their operating effectiveness. Our audit of internal financial controls with reference to financial statements includes obtaining an understanding of such internal financial controls, assessing the risk that a material weakness exists, and testing and evaluating the design and operating effectiveness of internal control based on the assessed risk. The procedures selected depend on the auditor's judgement, including the assessment of the risks of material misstatement of the financial statements, whether due to fraud or error.
5. We believe that the audit evidence we have obtained is sufficient and appropriate to provide a basis for our qualified audit opinion on the Company's internal financial controls with reference to financial statements.

##### Meaning of Internal Financial Controls with Reference to Financial Statements

6. A company's internal financial controls with reference to financial statements is a process designed to provide reasonable assurance regarding the reliability of financial reporting and the preparation of financial statements for external purposes in accordance with generally accepted accounting principles. A company's internal financial controls with reference to financial statements include those policies and procedures that (1) pertain to the maintenance of records that, in reasonable detail, accurately and fairly reflect the transactions and dispositions of the assets of the company; (2) provide reasonable assurance that transactions are recorded as necessary to permit preparation of financial statements in accordance with generally accepted accounting principles, and that receipts and expenditures of the company are being made only in accordance with authorisations of management and directors of the company; and (3) provide reasonable

assurance regarding prevention or timely detection of unauthorised acquisition, use, or disposition of the company's assets that could have a material effect on the financial statements.

#### Inherent Limitations of Internal Financial Controls with Reference to Financial Statements

7. Because of the inherent limitations of internal financial controls with reference to financial statements, including the possibility of collusion or improper management override of controls, material misstatements due to error or fraud may occur and not be detected. Also, projections of any evaluation of the internal financial controls with reference to financial statements to future periods are subject to the risk that the internal financial controls with reference to financial statements may become inadequate because of changes in conditions, or that the degree of compliance with the policies or procedures may deteriorate.

Qualified opinion

8. According to the information and explanations given to us and based on our audit, the following material weakness has been identified in the operating effectiveness of the Company's/Holding Company's internal financial controls with reference to financial statements as at 31 March 2024.

Consequent to the matter described in Note 46 to the accompanying consolidated financial statements, pending completion of an independent review of the disallowances by the Company and outcome of the appeal filed with the Income Tax Department as stated in the 'Basis of

Qualified Opinion' paragraph of our audit report, and the consequential impact it may have on the Company's processes and internal controls, we are unable to comment on whether the Holding Company has established adequate internal financial controls with reference to financial statements and whether such internal financial controls were operating effectively as at March 31, 2024 in all material respects, which could potentially result in the Company not providing for adjustment, if any, that may be required to the accompanying consolidated financial statements.

9. We have considered the material weakness identified and reported above in determining the nature, timing, and extent of audit tests applied in our audit of the Consolidated financial statements of the Company as at and for the year ended 31 March 2024 and the material weakness has affected our opinion on the consolidated financial statements of the Company and we have issued a Qualified opinion on the consolidated financial statements.

For **Walker Chandiook & Co LLP**  
Chartered Accountants  
Firm's Registration No.: 001076N/N500013

**Arun Tandon**  
Partner  
Membership No.: 517273  
UDIN: 24517273BKEXFV5145

Place New Delhi  
Date 30 May 2024

**Globus Spirits Limited**  
CIN : L74899DL1993PLC052177

## Consolidated Balance Sheet as at March 31, 2024

All amounts are in ₹ Lacs, unless otherwise stated

| Particulars   | Note   | As at<br>March 31, 2024 | As at<br>March 31, 2023 |
|---|--------|-------------------------|-------------------------|
| <b>I. ASSETS</b>  |        |                         |                         |
| <b>1 Non - current assets</b>   |        |                         |                         |
| (a) Property, plant and equipment   | 2(a)   | 92,560.09               | 79,899.47               |
| (b) Capital work-in-progress  | 2(b)   | 8,878.56                | 9,909.95                |
| (c) Right to use of assets  | 3      | 3,049.78                | 2,648.52                |
| (d) Intangible assets   | 4(a)   | 33.66                   | 70.73                   |
| (e) Goodwill on acquisition   | 4(c)   | 350.78                  | -                       |
| (f) Intangible assets under development   | 4(b)   | 91.42                   | -                       |
| (g) Financial assets  |        |                         |                         |
| (i) Investments   | 5      | 0.30                    | 0.30                    |
| (ii) Other financial assets   | 7      | 1,919.31                | 6,864.68                |
| (h) Income tax assets (net)   | 8      | 1,148.56                | 326.14                  |
| (i) Other non current assets  | 9      | 5,725.51                | 8,528.08                |
| <b>Total non-current assets</b>   |        | <b>1,13,720.12</b>      | <b>108,238.43</b>       |
| <b>2 Current assets</b>   |        |                         |                         |
| (a) Inventories   | 10     | 18,896.92               | 15,778.12               |
| (b) Financial assets  |        |                         |                         |
| (i) Trade receivables   | 11     | 27,597.00               | 20,970.95               |
| (ii) Cash and cash equivalents  | 12 (a) | 88.75                   | 194.43                  |
| (iii) Bank balances other than (ii) above   | 12 (b) | 7,708.51                | 3,320.84                |
| (iv) Loans  | 6      | 1.43                    | 1.76                    |
| (v) Others financial assets   | 7      | 1,394.97                | 981.94                  |
| (c) Other current assets  | 9      | 7,520.47                | 9,463.07                |
| <b>Total current assets</b>   |        | <b>63,208.04</b>        | <b>50,711.11</b>        |
| <b>TOTAL ASSETS</b>   |        | <b>1,76,966.02</b>      | <b>1,58,958.98</b>      |
| <b>II. EQUITY AND LIABILITIES</b>   |        |                         |                         |
| (a) Equity share capital  | 13     | 2,882.26                | 2,880.28                |
| (b) Other equity  | 13     | 94,557.42               | 85,782.95               |
| Equity attributable to owners   |        | <b>97,439.68</b>        | <b>88,663.23</b>        |
| Non controlling interest  |        | 0.91                    | -                       |
| Total equity  |        | <b>97,440.59</b>        | <b>88,663.23</b>        |
| <b>2 Liabilities</b>  |        |                         |                         |
| <b>Non - current liabilities</b>  |        |                         |                         |
| (a) Financial liabilities   |        |                         |                         |
| (i) Borrowings  | 14     | 9,196.88                | 11,115.81               |
| (ii) Lease liabilities  | 15     | 659.16                  | 1,117.23                |
| (b) Provisions  | 16     | 652.98                  | 455.74                  |
| (c) Deferred tax liabilities (net)  | 17     | 8,406.20                | 11,031.19               |
| (d) Other non current liabilities   | 18     | 224.22                  | 237.50                  |
| <b>Total non-current liabilities</b>  |        | <b>19,139.44</b>        | <b>23,957.47</b>        |
| <b>3 Current liabilities</b>  |        |                         |                         |
| (a) Financial liabilities   |        |                         |                         |
| (i) Borrowings  | 14     | 22,585.23               | 16,451.40               |
| (ii) Lease liabilities  | 15     | 456.17                  | 387.49                  |
| (iii) Trade payables  | 19     | -                       | -                       |
| -Total outstanding dues of micro enterprises and small enterprises                      |        | 10,147.40               | 3,940.35                |
| -Total outstanding dues to creditors other than micro enterprises and small enterprises |        | 21,249.30               | 16,782.60               |
| (iv) Other financial liabilities  | 20     | 1,912.50                | 2,957.77                |
| (b) Other current liabilities   | 18     | 3,634.05                | 4,364.03                |
| (c) Provisions  | 16     | 401.34                  | 490.43                  |
| (d) Current tax liabilities (net)   | 21     | -                       | 964.21                  |
| <b>Total current liabilities</b>  |        | <b>60,385.99</b>        | <b>46,338.28</b>        |
| <b>Total liabilities</b>  |        | <b>79,525.43</b>        | <b>70,295.75</b>        |
| <b>TOTAL EQUITY AND LIABILITIES</b>   |        | <b>1,76,966.02</b>      | <b>1,58,958.98</b>      |

Summary of material accounting policies and other explanatory information (1-57)

This is the consolidated balance sheet referred to in our report of even date.

For **Walker Chandiook & Co LLP**  
Chartered Accountants  
Firm's Registration Number 001076N/N500013

**Arun Tandon**  
Partner  
Membership No. 517273

For and on behalf of the Board of Directors

**Ajay K. Swarup**  
Managing Director  
DIN-00035194

**Shekhar Swarup**  
Joint Managing Director  
DIN-00445241

**Bhaskar Roy**  
Executive Director  
DIN-02805627

**Nilanjan Sarkar**  
Chief Financial Officer

**Santosh Kumar Pattanayak**  
Company Secretary  
ACS-18721

Place : New Delhi  
Date : May 30, 2024

Place : New Delhi  
Date : May 30, 2024



**Globus Spirits Limited**

CIN : L74899DL1993PLC052177

**Consolidated Statement of Profit and Loss** for the year ended March 31, 2024

All amounts are in ₹ Lacs, unless otherwise stated

| Particulars  | Note   | For the year ended<br>March 31, 2024 | For the year ended<br>March 31, 2023 |
|--|--------|--------------------------------------|--------------------------------------|
| <b>I</b> Revenue from operations   | 22     | 314,722.53                           | 282,246.84                           |
| <b>II</b> Other income   | 23     | 1,352.94                             | 782.95                               |
| <b>III Total income (I + II)</b>   |        | <b>316,075.47</b>                    | <b>283,029.79</b>                    |
| <b>IV Expenses:</b>  |        |                                      |                                      |
| (a) Cost of materials consumed   | 24     | 1,66,696.29                          | 128,881.57                           |
| (b) Changes in inventories of finished goods & work in progress                            | 25     | (1,904.97)                           | (2,786.16)                           |
| (c) Excise duty on sale of goods   | 26     | 73,254.08                            | 71,340.85                            |
| (d) Employee benefits expense  | 27     | 7,960.54                             | 6,522.84                             |
| (e) Finance costs  | 28     | 2,658.91                             | 1,701.30                             |
| (f) Depreciation and amortisation expenses   | 29     | 6,560.22                             | 5,633.03                             |
| (g) Other expenses   | 30     | 51,779.36                            | 53,729.66                            |
| <b>Total expenses (IV)</b>   |        | <b>307,004.43</b>                    | <b>2,65,023.09</b>                   |
| <b>V Profit before tax (III - IV)</b>  |        | <b>9,071.04</b>                      | <b>18,006.70</b>                     |
| <b>VI Tax expenses:</b>  |        |                                      |                                      |
| (a) Current tax  | 31 (a) | 2,100.97                             | 3,639.12                             |
| (b) Deferred tax   | 31 (b) | (2,633.82)                           | 2,147.77                             |
|  |        | <b>(532.85)</b>                      | <b>5,786.89</b>                      |
| <b>VII Profit for the year (V-VI)</b>  |        | <b>9,603.89</b>                      | <b>12,219.81</b>                     |
| <b>VIII Profit for the period/year attributable to</b>                                     |        |                                      |                                      |
| a) Shareholders of the company   |        | 9,647.62                             | 12,219.81                            |
| b) Non controlling interest  |        | (43.73)                              | -                                    |
| <b>IX Other comprehensive income (OCI)</b>   |        |                                      |                                      |
| <b>a) (i)</b> Items that will not be reclassified to profit or (loss)                      | 31 (c) | 35.06                                | (10.34)                              |
| <b>(ii)</b> Income tax relating to items that will not be reclassified to profit or (loss) | 31 (c) | (8.83)                               | 3.61                                 |
| <b>b) (i)</b> Items that will not be reclassified to profit or (loss)                      | 31 (c) | -                                    | -                                    |
| <b>(ii)</b> Income tax relating to items that will not be reclassified to profit or (loss) | 31 (c) | -                                    | -                                    |
| <b>X Total comprehensive income net of tax</b>   |        | -                                    | -                                    |
| a) Shareholders of the company   |        | 9,673.85                             | 12,213.08                            |
| b) Non controlling interest  |        | (43.73)                              | -                                    |
| <b>X Earnings per share (Face value of Rs. 10 each):</b>                                   | 35     |                                      |                                      |
| Basic  |        | 33.33                                | 42.43                                |
| Diluted  |        | 33.26                                | 42.39                                |

Summary of material accounting policies and other explanatory information (1-57)

This is the consolidated statement of profit and loss referred to in our report of even date.

**For Walker Chandio & Co LLP**  
Chartered Accountants  
Firm's Registration Number 001076N/N500013

**Arun Tandon**  
Partner  
Membership No. 517273

Place : New Delhi  
Date : May 30, 2024

**For and on behalf of the Board of Directors**

**Ajay K. Swarup**  
Joint Managing Director  
DIN-00035194

**Nilanjan Sarkar**  
Chief Financial Officer

Place : New Delhi  
Date : May 30, 2024

**Shekhar Swarup**  
Joint Managing Director  
DIN-00445241

**Santosh Kumar Pattanayak**  
Company Secretary  
ACS-18721

**Bhaskar Roy**  
Executive Director  
DIN-02805627

**Globus Spirits Limited**

CIN : L74899DL1993PLC052177

**Consolidated Statement of Cash Flow** for the year ended March 31, 2024

All amounts are in ₹ Lacs, unless otherwise stated

| Particulars  | Note  | For the year ended<br>March 31, 2024 |          | For the year ended<br>March 31, 2023 |           |
|--|-------|--------------------------------------|----------|--------------------------------------|-----------|
| <b>A. Cash flow from operating activities</b>                          |       |                                      |          |                                      |           |
| Profit for the year  |       |                                      | 9,071.04 |                                      | 18,006.70 |
| Adjustments for :  |       |                                      |          |                                      |           |
| Depreciation and amortisation expenses                                 | 29    | 6,560.23                             |          | 5,633.03                             |           |
| Employee stock options   | 45    | 525.88                               |          | 83.66                                |           |
| Finance costs  | 28    | 2,678.91                             |          | 1,701.30                             |           |
| Provision against doubtful advances                                    | 30    | 95.15                                |          | 19.49                                |           |
| Interest income  | 23    | (658.28)                             |          | (491.19)                             |           |
| Liabilities written back   | 23    | (254.67)                             |          | (186.68)                             |           |
| Miscellaneous income   |       | -                                    |          | (8.66)                               |           |
| Unrealised foreign exchange gains                                      |       | (83.89)                              |          | (59.77)                              |           |
| Gain on disposal of property, plant and equipment                      |       | -                                    |          | (5.97)                               |           |
|  |       | <b>8,843.33</b>                      |          | <b>6,685.21</b>                      |           |
| <b>Operating profit before working capital changes</b>                 |       | <b>17,914.37</b>                     |          | <b>24,691.90</b>                     |           |
| Movement in working capital:   |       |                                      |          |                                      |           |
| (Increase) in inventories  |       | (3,117.03)                           |          | (4,929.23)                           |           |
| (Increase) in trade receivables  |       | (6,407.90)                           |          | (9,275.58)                           |           |
| Decrease/(Increase) in other assets                                    |       | 2,243.18                             |          | (6,652.90)                           |           |
| Increase in trade payables   |       | 10,022.11                            |          | 7,963.03                             |           |
| Increase in other liabilities and provisions                           |       | 140.16                               |          | 1,528.00                             |           |
|  |       | <b>2,880.52</b>                      |          | <b>(11,366.68)</b>                   |           |
| <b>Cash generated from operations</b>                                  |       | <b>20,794.89</b>                     |          | <b>13,325.23</b>                     |           |
| Income taxes paid(net of refunds)                                      |       | (3,773.22)                           |          | (3,124.91)                           |           |
| <b>Net cash flow from operating activities (A)</b>                     |       | <b>17,021.67</b>                     |          | <b>10,200.32</b>                     |           |
| <b>B. Cash flow from investing activities</b>                          |       |                                      |          |                                      |           |
| Payment for property, plant and equipment                              |       | (17,506.49)                          |          | (20,595.97)                          |           |
| Proceeds from disposal of property, plant and equipment                |       | -                                    |          | 18.77                                |           |
| Proceeds from maturity of bank deposits and margin money               |       | 561.20                               |          | 1,736.26                             |           |
| Investment in bank deposits  |       | (1,000.00)                           |          | (1,350.00)                           |           |
| Interest received  |       | 561.22                               |          | 524.12                               |           |
| <b>Net cash (used) in investing activities (B)</b>                     |       | <b>(16,444.33)</b>                   |          | <b>(19,666.82)</b>                   |           |
| <b>C. Cash flow from financing activities</b>                          |       |                                      |          |                                      |           |
| Proceeds from long term borrowings                                     |       | 5,469.53                             |          | 12,850.00                            |           |
| Repayment of long term borrowings                                      |       | (8,345.00)                           |          | (7,376.22)                           |           |
| Net proceeds from short term borrowings                                |       | 7,080.31                             |          | 4,648.41                             |           |
| Repayment of principal portion of lease liabilities                    | 37    | (389.39)                             |          | (375.23)                             |           |
| Repayment of interest portion of lease liabilities                     | 37    | (106.52)                             |          | (107.84)                             |           |
| Proceeds from issue of share capital                                   | 13    | 1.98                                 |          | -                                    |           |
| Payment of interest and other borrowing cost                           |       | (2,665.77)                           |          | (1,675.97)                           |           |
| Dividend paid  |       | (1,728.16)                           |          | (864.08)                             |           |
| <b>Net cash (used) in financing activities (C)</b>                     |       | <b>(683.02)</b>                      |          | <b>7,099.07</b>                      |           |
| <b>Net increase / (decrease) in cash and cash equivalents (A+B+C)</b>  |       | <b>(105.68)</b>                      |          | <b>(2,367.43)</b>                    |           |
| Cash and cash equivalents at the beginning of the year                 |       | 194.43                               |          | 2,561.86                             |           |
| <b>Cash and cash equivalents at the end of the year</b>                | 12(a) | <b>88.75</b>                         |          | <b>194.43</b>                        |           |
| <b>Reconciliation of cash and cash equivalents: (refer note 12(a))</b> |       |                                      |          |                                      |           |
| Cash in hand   |       | 0.89                                 |          | 1.25                                 |           |
| Balances with banks  |       |                                      |          |                                      |           |
| (i) In current accounts  |       | 87.86                                |          | 193.18                               |           |
| (ii) Bank deposits upto 3 months                                       |       | -                                    |          | -                                    |           |
| <b>Net cash and cash equivalents</b>                                   |       | <b>88.75</b>                         |          | <b>194.43</b>                        |           |

**Note: The above consolidated cash flow statement has been prepared under the "Indirect method" as set out in Indian accounting standard(Ind AS)- 7, "Statement of cash flow".**

Summary of material accounting policies and other explanatory information

This is the consolidated statement of cash flow statement referred to in our report of even date.

**For Walker Chandio & Co LLP**  
Chartered Accountants  
Firm's Registration Number 001076N/N500013

**Arun Tandon**  
Partner  
Membership No. 517273

Place : New Delhi  
Date : May 30, 2024

**For and on behalf of the Board of Directors**

**Ajay K. Swarup**  
Joint Managing Director  
DIN-00035194

**Nilanjan Sarkar**  
Chief Financial Officer

Place : New Delhi  
Date : May 30, 2024

**Shekhar Swarup**  
Joint Managing Director  
DIN-00445241

**Santosh Kumar Pattanayak**  
Company Secretary  
ACS-18721

**Bhaskar Roy**  
Executive Director  
DIN-02805627

Globus Spirits Limited

CIN : L74899DL1993PLC052177

# Consolidated Statement of Changes in Equity

for the year ended March 31, 2024

All amounts are in ₹ Lacs, unless otherwise stated

(a) Equity share capital

| Balance as at March 31, 2023 | Changes in equity share capital due to prior period errors | Balance as at March 31, 2023 | Changes in equity share capital during the year | Balance as at March 31, 2024 |
|------------------------------|--|------------------------------|---|------------------------------|
| 2,880.28                     | -  | 2,880.28                     | 1.98  | 2,882.26                     |
| Balance as at March 31, 2022 | Changes in equity share capital due to prior period errors | Balance as at March 31, 2022 | Changes in equity share capital during the year | Balance as at March 31, 2023 |
| 2,880.28                     | -  | 2,880.28                     | -   | 2,880.28                     |

(b) Reserves and surplus

| Particulars  | Reserves and surplus       |                 |                 |   |                             | Attributable to the owner of the Company | NCI         | Total             |
|--|----------------------------|-----------------|-----------------|---|-----------------------------|--|-------------|-------------------|
|  | Securities premium account | General reserve | Capital Reserve | Surplus in Statement of Profit and Loss | Share Based Payment Reserve |  |             |                   |
| <b>Balance as at March 31, 2022</b>                        | 14,894.92                  | 1,415.65        | (41.34)         | 58,081.08                               | -                           | -  | -           | <b>74,350.31</b>  |
| Profit for the year  | -                          | -               | -               | 12,219.81                               | -                           | -  | -           | <b>12,219.81</b>  |
| Dividend paid  | -                          | -               | -               | (864.08)                                | -                           | -  | -           | <b>(864.08)</b>   |
| Other comprehensive income for the year, net of income tax | -                          | -               | -               | (6.71)                                  | -                           | -  | -           | <b>(6.71)</b>     |
| Share based payment  | -                          | -               | -               | -                                       | 83.62                       | -  | -           | <b>83.62</b>      |
| <b>Total comprehensive income for the year</b>             | -                          | -               | -               | <b>11,349.02</b>                        | <b>83.62</b>                | -  | -           | <b>11,432.64</b>  |
| <b>Balance as at March 31, 2023</b>                        | <b>14,894.92</b>           | <b>1,415.65</b> | <b>(41.34)</b>  | <b>69,430.10</b>                        | <b>83.62</b>                | -  | -           | <b>85,782.95</b>  |
| Acquisition of a subsidiary                                | -                          | -               | -               | -                                       | -                           | 302.89                                   | 44.65       | <b>347.54</b>     |
| Profit for the year  | -                          | -               | -               | 9,647.62                                | -                           | -  | (43.74)     | <b>9,603.88</b>   |
| Dividend paid  | -                          | -               | -               | (1,728.16)                              | -                           | -  | -           | <b>(1,728.16)</b> |
| Other comprehensive income for the year, net of income tax | -                          | -               | -               | 26.24                                   | -                           | -  | -           | <b>26.24</b>      |
| Share based payment  | -                          | -               | -               | -                                       | 525.88                      | -  | -           | <b>525.88</b>     |
| <b>Total comprehensive income for the year</b>             | -                          | -               | -               | <b>7,945.69</b>                         | <b>525.88</b>               | <b>302.89</b>                            | <b>0.91</b> | <b>8,775.38</b>   |
| <b>Balance as at March 31, 2024</b>                        | <b>14,894.92</b>           | <b>1,415.65</b> | <b>(41.34)</b>  | <b>77,375.79</b>                        | <b>609.50</b>               | <b>302.89</b>                            | <b>0.91</b> | <b>94,558.33</b>  |

Summary of material accounting policies and other explanatory information  
This is the consolidated statement of changes in equity referred to in our report of even date.

**For Walker Chandio & Co LLP**  
Chartered Accountants  
Firm's Registration Number 001076N/N500013

**Arun Tandon**  
Partner  
Membership No. 517273

Place : New Delhi  
Date : May 30, 2024

**For and on behalf of the Board of Directors**

**Ajay K. Swarup**  
Managing Director  
DIN-00035194

**Nilanjan Sarkar**  
Chief Financial Officer

Place : New Delhi  
Date : May 30, 2024

**Shekhar Swarup**  
Joint Managing Director  
DIN-00445241

**Santosh Kumar Pattanayak**  
Company Secretary  
ACS-18721

**Bhaskar Roy**  
Executive Director  
DIN-02805627

Globus Spirits Limited

CIN : L74899DL1993PLC052177

## Notes forming part of the Consolidated financial statements for the year ended March 31, 2024

All amounts are in ₹ Lacs, unless otherwise stated

**Note 1 - General information and Material Accounting Policies**

**Note 1.1 - General information**

Globus Spirits Limited ("the Company" or "the Holding Company") is a public Company domiciled in India and incorporated under the provisions of the Companies Act. The registered office of the Company is located at F-0, Ground Floor, The Mira Corporate Suites, Plot No. 1 & 2, Ishwar Nagar, Mathura Road, New Delhi - 110065. The Company is primarily engaged in the business of manufacturing and sale of Indian Made Indian Liquor (IMIL), Indian Made Foreign Liquor (IMFL), Bulk Alcohol, Hand Sanitizer and Franchise Bottling.

**Note 1.2 - Statement of compliance**

These Ind AS financial statements of the Group have been prepared in accordance with the Indian Accounting Standards (Ind AS) as prescribed under the Companies (Indian Accounting Standards) Rules, 2015.

**Note 1.2.1 - Recent accounting pronouncements**

**(Standard issued but not yet effective):**

The Group has applied the following amendments for the first time for their annual reporting period commencing April 01, 2023:

**Ind AS 8 – Accounting Policies, Changes in Accounting Estimates and Errors**

The amendments to Ind AS 8 clarify the distinction between changes in accounting estimates, changes in accounting policies and the correction of errors. They also clarify how entities use measurement techniques and inputs to develop accounting estimates. The amendments had no impact on the Group's consolidated financial statements.

**Ind AS 1 – Presentation of Financial Statements**

The amendments to Ind AS 1 provide guidance on applying materiality judgements to accounting policy disclosures. The amendments aim to help entities provide accounting policy disclosures that are more useful by replacing the requirement for entities to disclose their 'significant' accounting policies with a requirement to disclose their 'material' accounting policies and adding guidance on how entities apply the concept of materiality in making decisions about accounting policy disclosures. The amendments have had an impact on the Group's disclosures of accounting policies, but not on the measurement, recognition or presentation of any items in the Group's consolidated financial statements.

**Ind AS 12 – Income Taxes**

The amendments to Ind AS 12 Income Tax narrow the scope of the initial recognition exception, so that it no longer applies to transactions that give rise to equal taxable and deductible temporary differences such as leases. The above amendments did not have any material impact on the

amounts recognised in prior periods and are not expected to significantly affect the current or future periods.

Ministry of Corporate Affairs ("MCA") notifies new standards or amendments to the existing standards under Companies (Indian Accounting Standards) Rules as issued from time to time. For the year ended March 31, 2024, MCA has not notified any new standards or amendments to the existing standards applicable to the Group.

**Note 1.2.2 - Basis of Consolidation**

Combine like items of assets, liabilities, equity, income, expenses and cash flows of the parent with those of its subsidiaries. For this purpose, income and expenses of the subsidiary are based on the amounts of the assets and liabilities recognised in the consolidated financial statements at the acquisition date.

(b) Offset (eliminate) the carrying amount of the parent's investment in each subsidiary and the parent's portion of equity of each subsidiary. Business combinations policy explains how to account for any related goodwill.

(c) Eliminate in full intragroup assets and liabilities, equity, income, expenses and cash flows relating to transactions between entities of the group (profits or losses resulting from intragroup transactions that are recognised in assets, such as inventory and fixed assets, are eliminated in full). Intragroup losses may indicate an impairment that requires recognition in the consolidated financial statements. Ind AS 12 Income Taxes applies to temporary differences that arise from the elimination of profits and losses resulting from intragroup transactions.

All intra-group assets and liabilities, equity, income, expenses and cash flows relating to transactions between members of the Group are eliminated in full on consolidation.

**Note 1.3 - Material Accounting Policies**

**I Basis of preparation and presentation**

The financial statements have been prepared on accrual basis under the historical cost basis except for certain financial instruments which are measured at fair value at the end of each reporting period.

Fair value is the price that would be received to sell an asset or paid to transfer a liability in an orderly transaction between market participants at the measurement date, regardless of whether that price is directly observable or estimated using another valuation technique. In estimating the fair value of an asset or a liability, the Group takes into account the characteristics of the asset or liability if market participants would take those characteristics into account when pricing the asset or liability at the measurement date.

Fair value for measurement and/or disclosure purposes in these financial statements is determined on such a basis, except for leasing transactions that are within the scope of Ind AS 116, and measurements that have some similarities to



fair value but are not fair value, such as net realizable value in Ind AS 2 or value in use in Ind AS 36.

In addition, for financial reporting purposes, fair value measurements are categorised into Level 1, 2, or 3 based on the degree to which the inputs to the fair value measurements are observable and the significance of the inputs to the fair value measurement in its entirety, which are described as follows:

Level 1 inputs are quoted prices (unadjusted) in active markets for identical assets or liabilities that the entity can access at the measurement date;

Level 2 inputs are inputs, other than quoted prices included within Level 1, that are observable for the asset or liability, either directly or indirectly; and

Level 3 inputs are unobservable inputs for the asset or liability.

#### Use of estimates and critical accounting judgments

The preparation of these financial statements in conformity with the recognition and measurement principles of Ind AS requires the management of the Group to make estimates and assumptions that affect the reported balances of assets and liabilities, disclosures relating to contingent liabilities as at the date of the financial statements and the reported amounts of income and expense for the periods presented.

Estimates and the underlying assumptions are reviewed on an ongoing basis. Revisions to accounting estimates are recognised in the period in which the estimates are revised and future periods are affected.

Key source of estimation of uncertainty at the date of the financial statements, which may cause a material adjustment to the carrying amounts of assets and liabilities within the next financial year, are in respect of useful lives of property, plant and equipment, employee stock option plan and provision for employee benefits.

## II Revenue recognition Revenue from contracts with customers

#### Sale of goods

The Group derives revenue from manufacture and sale of Indian Made Indian Liquor (IMIL), Indian Made Foreign Liquor (IMFL), Bulk alcohol and Franchisee Bottling.

The Group has applied Ind AS 115 'Revenue from contracts with customers' with effect from 1 April 2018, using the retrospective method with restatement of comparative period. Upon application of Ind AS 115, Revenue is recognized upon transfer of control of promised goods to the customers. The point at which control passes is determined by each customer arrangement when there is no unfulfilled obligation that could affect the customer's acceptance of goods.

At contract inception, the Group assesses its promise to transfer products or services to a customer to identify separate performance obligations. Where the contracts

include multiple performance obligations, the transaction price is allocated to each performance obligation based on the consolidated selling prices.

Revenue is measured based on the transaction price i.e. the consideration to which the Group expects to be entitled from a customer, net of returns and allowances, trade discounts and volume rebates. Revenue includes both fixed and variable consideration. Variable consideration arises on the sale of goods as a result of discounts and allowances given and accruals for estimated future returns and rebates. Revenue is not recognised in full until it is highly probable that a significant reversal in the amount of cumulative revenue recognised will not occur. The methodology and assumptions used to estimate rebates and returns are monitored and adjusted regularly in the light of contractual and legal obligations, historical trends and past experience. Once the uncertainty associated with the returns and rebates is resolved, revenue is adjusted accordingly. Revenue includes excise duty but excludes goods and services tax. Revenue in excess of billing is classified as unbilled revenue while billing in excess of revenue is classified as unearned revenue.

#### Critical judgements

Judgement is required to determine the transaction price for the contract.

Transaction Price: The transaction price could either be a fixed amount of customer consideration or variable consideration with elements such as discounts and incentives. The estimated amount of variable consideration is adjusted in the transaction price only to the extent that it is highly probable that a significant reversal in the amount of cumulative revenue recognized will not occur and is reassessed at the end of each reporting period.

#### Rendering of services

Revenue from bottling contracts with brand franchise is recognised in the accounting period in which the services are rendered and related costs are incurred in accordance with the agreement between the parties.

#### Other Operating income

Income from export incentives are recognised on an accrual basis.

#### Other income

Interest income is recognised using the effective interest rate method. The effective interest rate is the rate that exactly discounts estimated future cash receipts through the expected life of the financial asset to the gross carrying amount of a financial asset. When calculating the effective interest rate, the Group estimates the expected cash flows by considering all the contractual terms of the financial instrument but does not consider the expected credit losses.

## III Property, plant and equipment

i. Property, plant and equipment are stated at cost of acquisition or construction less accumulated depreciation and impairment losses, if any. All items of property, plant

and equipment have been measured at fair value at the date of transition to Ind-AS. The Group has opted for such fair valuation as deemed cost as at the transition date i. e. April 01, 2016.

Cost is inclusive of inward freight, duties and taxes and incidental expenses related to acquisition or construction. All upgradation / enhancements are charged off as revenue expenditure unless they bring similar significant additional benefits. An item of property, plant and equipment is derecognised upon disposal or when no future economic benefits are expected to arise from the continued use of asset. Any gain or loss arising on the disposal or retirement of an item of property, plant and equipment is determined as the difference between the sales proceeds and the carrying amount of the asset and is recognised in the Statement of Profit and Loss. Depreciation of these assets commences when the assets are ready for their intended use which is generally on commissioning. Items of property, plant and equipment are depreciated in a manner that amortizes the cost (or other amount substituted for cost) of the assets after commissioning, less its residual value, over their useful lives as specified in Schedule II of the Companies Act, 2013 on a straight line basis.

Subsequent costs are included in the assets's carrying amount or recognised as a separate asset, as appropriate, only when it is probable that future economic benefits associated with the item will flow to the company and the cost of the item can be measured reliably. The carrying amount of any component accounted for as a separate asset is derecognised when replaced. All other repairs and maintenance are charged to profit or loss during the reporting period in which they are incurred. Government Grants related to purchase of property, plant & equipment's are presented in the balance sheet as a deduction from the carrying amount of property, plant and equipment.

ii. Machinery spares which can be used only in connection with an item of fixed asset and whose use is expected to be irregular are capitalised and depreciated over the useful life of the principal item of the relevant assets.

iii. Capital work-in-progress  
Projects under which property, plant and equipment are not yet ready for their intended use are carried at cost, comprising direct cost, related incidental expenses and attributable interest.

## IV Intangible assets :

Intangible assets including those acquired by the Company are initially measured at cost. Following initial recognition, intangible assets are carried at cost less accumulated amortisation and impairment losses, if any.

#### i. Subsequent expenditure

Subsequent expenditure is capitalised only when it increases the future economic benefits embodied in the specific asset to which it relates. All other expenditure, including expenditure

on internally generated goodwill and brands, is recognised in profit or loss as incurred.

#### ii. Amortisation

Amortisation is calculated to write off the cost of intangible assets less their estimated residual values over their estimated useful economic lives using straight line basis, and is included in depreciation and amortisation in Statement of Profit and Loss.

The estimated useful lives are as follows:

| Asset         | Useful life |
|---------------|-------------|
| Software- ERP | 5 Years     |

Amortisation method, useful lives and residual values are reviewed at the end of each financial year and adjusted if appropriate.

## V A. Depreciation

i. Depreciation has been provided on the cost of the assets less their residual values on straight line method on the basis of estimated useful life of the assets as prescribed in Schedule II to the Companies Act, 2013.

Estimated useful lives of the assets is as given below :

| Asset                                  | Useful Life |
|--|-------------|
| Buildings (including roads)            | 10-60 years |
| Plant and machinery                    | 3-25 years  |
| Furniture and fixtures                 | 10 years    |
| Computers and data processing units    | 3-6 years   |
| Electrical installations and equipment | 10 years    |
| Vehicles                               | 8 years     |
| Office equipment                       | 5 years     |

ii. Depreciable amount for assets is the cost of an asset, or other amount substituted for cost, less its estimated residual value.

iii. The Company, based on technical assessment made by a technical expert and management estimate, depreciates respective assets basis the technical estimates and estimates, which are different from the useful life prescribed in schedule II to the Companies Act, 2013. The management believes that estimated useful lives are realistic and reflect fair approximation of the period over which the assets are likely to be used.

## B. Impairment

#### (i) Financial assets

The Company recognizes loss allowances for the financial assets which are not measured at fair value through profit or loss. Loss allowance for trade receivables with no significant financing component is measured at an amount equal to expected losses.

#### (ii) Non - financial assets

##### Property, plant and equipment and intangible assets

Property, plant and equipment and intangible assets are tested for impairment whenever events or changes in circumstances indicate that the carrying amount may not be recoverable. If any such indication exists, the recoverable

amount (i.e. higher of the fair value less cost of disposal and the value-in-use) is determined on an individual asset basis to determine the extent of the impairment loss (if any). An impairment loss is recognised in the statement of profit or loss. The Company reviews at each reporting date if there are any indications that an asset may be impaired.

Non financial assets that suffered an impairment are reviewed for possible reversal of the impairment at the end of each reporting period.

#### VI Foreign currency transactions

Items included in the consolidated financial statements are measured using the currency of the primary economic environment in which the entity operates ('the functional currency'). The consolidated financial statements are presented in Indian Rupee (₹), which is the Company's functional and presentation currency.

Transactions in foreign currency are recorded on initial recognition at the exchange rate prevailing at the time of transaction.

Monetary items (i.e. trade receivables) denominated in foreign currency are reported using the closing exchange rate on each balance sheet date.

Non-monetary items that are measured in terms of historical cost in a foreign currency are translated using the exchange rates at the dates of the initial transactions. Non-monetary items measured at fair value in a foreign currency are translated using the exchange rates at the date when the fair value is determined. The gain or loss arising on translation of non-monetary items measured at fair value is treated in line with the recognition of the gain or loss on the change in fair value of the item (i.e., translation differences on items whose fair value gain or loss is recognised in OCI or profit or loss are also recognised in OCI or profit or loss, respectively).

The exchange differences arising on the settlement of monetary items or on reporting these items at rates different from rates at which these were initially recorded / reported in previous financial statements are recognised as income / expense in the period in which they arise.

#### VII Financial instruments

##### Initial recognition

Financial assets (excluding trade receivables) and financial liabilities are initially measured at fair value. Transaction costs that are directly attributable to the acquisition or issue of financial assets and financial liabilities (other than financial assets and financial liabilities at fair value through profit or loss) are added to or deducted from the fair value of financial asset or financial liabilities, as appropriate, on initial recognition.

All regular way purchases or sales of financial assets are recognised and derecognised on a trade date basis. Regular way purchases or sales are purchases or sales of financial assets that require delivery of assets within the time frame established by regulation or convention in the marketplace. All recognised financial assets are subsequently measured in their entirety at either amortised cost or fair value, depending on the classification of the financial assets

##### Subsequent measurement

- i **Financial assets carried at amortised cost** : A financial asset is subsequently measured at amortised cost if it is held in order to collect contractual cash flows and the contractual terms of the financial asset give rise on specified dates to cash flows that are solely payments of principal and interest on the principal amount outstanding.
- ii **Financial assets carried at fair value through other comprehensive income (FVTOCI)**: A financial asset is subsequently measured at FVTOCI if it is held not only for collection of cash flows arising from payments of principal and interest but also from the sale of such assets. Such assets are subsequently measured at fair value, with unrealised gains and losses arising from changes in the fair value being recognised in other comprehensive income.
- iii **Financial assets carried at fair value through profit or loss (FVTPL)**: A financial asset which is not classified in any of the above categories (at amortised cost or through other comprehensive income) are subsequently measured at fair value through profit or loss.
- iv **Financial liabilities** : Financial liabilities are subsequently measured at amortized cost using the effective interest method. For trade and other payables maturing within one year from the Balance Sheet date, the carrying amounts approximate fair value due to the short maturity of these instruments.

##### Derecognition:

A financial asset (or, where applicable, a part of a financial asset or part of a group of similar financial assets) is primarily derecognised (i.e. removed from the Company's balance sheet) when:

- a) The rights to receive cash flows from the asset have expired, or
- b) The Company has transferred its rights to receive cash flows from the asset or has assumed an obligation to pay the received cash flows in full without material delay to a third party under a 'pass-through' arrangement; and either (a) the Company has transferred substantially all the risks and rewards of the asset, or (b) the Company has neither transferred nor retained substantially all the risks and rewards of the asset, but has transferred control of the asset. When the Company has transferred its rights to receive cash flows from an asset or has entered into a pass-through arrangement, it evaluates if and to what extent it has retained the risks and rewards of ownership. When it has neither transferred nor retained substantially all of the risks and rewards of the asset, nor transferred control of the asset, the Company continues to recognise the transferred asset to the extent of the Company's continuing involvement. In that case, the Company also recognises an associated liability. The transferred asset and the associated liability are measured on a basis that reflects the rights and obligations that the Company has retained.

##### Offsetting of financial instruments

Financial assets and financial liabilities are offset and the net amount is reported in the consolidated balance sheet if there is a currently enforceable legal right to offset the recognised amounts and there is an intention to settle on a net basis, to realise the assets and settle the liabilities simultaneously.

#### VIII Investments

The Company reviews its carrying value of long term investments in equity instrument which are carried at cost at the end of each reporting period. If the recoverable amount is less than its carrying amount, the impairment loss is accounted for.

#### IX Inventories

Inventories are valued at the lower of cost (weighted average basis) and the net realisable value after providing for obsolescence and other losses, wherever considered necessary.

Cost includes all charges in bringing the goods to the point of sale, including duties and levies, transit insurance and receiving charges. Finished goods include appropriate proportion of overheads and, where applicable, excise duty. Raw materials, store and spares and consumables are determined on weighted average basis.

Obsolete, slow moving and defective inventories are identified at the time of physical verification of inventories and, if necessary, provisions are made for such items of inventories.

#### X Employee benefits

The Group has various schemes of employee benefits such as provident fund, employee state insurance scheme and gratuity fund, which are dealt with as under:

- i The Group's contribution to provident fund and employee state insurance scheme are considered as defined contribution plans and are charged as an expense based on the amount of contribution required to be made and when services are rendered by the employees.
- ii For defined benefit plans in the form of gratuity fund the cost of providing benefits is determined using the Projected Unit Credit method, with actuarial valuations being carried out at each balance sheet date. Actuarial gains and losses are recognised in the Statement of Profit and Loss in the period in which they occur through other comprehensive income.
- iii The undiscounted amount of short-term employee benefits expected to be paid in exchange for the services rendered by employees are recognised during the year when the employees render the service. These benefits include performance incentive which are expected to occur within twelve months after the end of the period in which the employee renders the related service.
- iv The Group uses assumptions to determine current service cost, net interest cost for the period and recognizes in statement of profit or loss as past service cost, gain or loss on settlement, any reduction in a surplus. The cost of short-term compensated absences is accounted on actual basis.

##### Share-based payments

Employees (including senior executives) of the Group receive remuneration in the form of share-based payments, whereby employees render services as consideration for equity instruments (equity-settled transactions).

##### Equity-settled transactions

The cost of equity-settled transactions is determined by the fair value at the date when the grant is made using an appropriate valuation model. That cost is recognised, together with a corresponding increase in share-based payment (SBP) reserves in equity, over the period in which the performance and/or service conditions are fulfilled in employee benefits expense. The cumulative expense recognised for equity-settled transactions at each reporting date until the vesting date reflects the extent to which the vesting period has expired and the Company best estimate of the number of equity instruments that will ultimately vest. The statement of profit and loss expense or credit for a period represents the movement in cumulative expense recognised as at the beginning and end of that period and is recognised in employee benefits expense.

Service and non-market performance conditions are not taken into account when determining the grant date fair value of awards, but the likelihood of the conditions being met is assessed as part of the Company best estimate of the number of equity instruments that will ultimately vest. Market performance conditions are reflected within the grant date fair value. Any other conditions attached to an award, but without an associated service requirement, are considered to be non-vesting conditions. Non-vesting conditions are reflected in the fair value of an award and lead to an immediate expensing of an award unless there are also service and/or performance conditions.

The dilutive effect of outstanding options is reflected as additional share dilution in the computation of diluted earnings per share.

#### XI Contingent liabilities and provisions

Contingent liabilities are disclosed after evaluation of the facts and legal aspects of the matter involved, in line with the provisions of Ind AS 37. The Group records a liability for any claims where a potential loss is probable and capable of being estimated and discloses such matters in its financial statements, if material. For potential losses that are considered possible, but not probable, the Group provides disclosures in the financial statements but does not record a liability in its financial statements unless the loss becomes probable.

Provisions are recognised when the Group has a present obligation (legal / constructive) as a result of a past event, for which it is probable that a cash outflow may be required and a reliable estimate can be made of the amount of the obligation. When a provision is measured using the cash flows estimated to settle the present obligation, its carrying amount is the present value of those cash flows (when the effect of the time value of money is material).



## XII Leases

From 1 April 2019, leases are recognised as a right-of-use asset and a corresponding liability at the date at which the leased asset is available for use by the Group.

Assets and liabilities arising from a lease are initially measured on a present value basis. Lease liabilities include the net present value of the following lease payments:

- i fixed payments (including in-substance fixed payments), less any lease incentives receivable.
- ii variable lease payment that are based on an index or a rate, initially measured using the index or rate as at the commencement date.
- iii amounts expected to be payable by the Group under residual value guarantees.
- iv the exercise price of a purchase option if the Group is reasonably certain to exercise that option and
- v Payments of penalties for terminating the lease, if the lease term reflects the Group exercising that option.

Lease payments to be made under reasonably certain extension options are also included in the measurement of the liability. The lease payments are discounted using the interest rate implicit in the lease. If the rate cannot be readily determined, which is generally the case for leases in the Group, the lessee's incremental borrowing rate is used, being the rate that the individual lessee would have to pay to borrow the funds necessary to obtain an asset of similar value to the right-of-use asset in a similar economic environment with similar terms, security and conditions.

In calculating the present value of lease payments, the Company uses its incremental borrowing rate at the lease commencement date because the interest rate implicit in the lease is not readily determinable. After the commencement date, the amount of lease liabilities is increased to reflect the accretion of interest and reduced for the lease payments made. In addition, the carrying amount of lease liabilities is remeasured if there is a modification, a change in the lease term, a change in the lease payments (e.g., changes to future payments resulting from a change in an index or rate used to determine such lease payments) or a change in the assessment of an option to purchase the underlying asset. Lease payments are allocated between principal and finance cost. The finance cost is charged to statement of profit or loss over the lease period so as to produce a constant periodic rate of interest on the remaining balance of the liability for each period.

Variable lease payments that depend on sales are recognised in statement of profit or loss in the period in which the condition that triggers those payments occurs.

Right-of-use assets are measured at cost comprising the following:

- i the amount of the initial measurement of lease liability
- ii any lease payments made at or before the commencement date less any lease incentives received
- iii any initial direct costs, and
- iv restoration costs.

Right-of-use assets are generally amortised over the shorter of the asset's useful life and the lease term on a straight-line basis. If the Group is reasonably certain to exercise a purchase option, the right-of-use asset is depreciated over the underlying assets useful life.

Payments associated with short-term leases of equipment and all leases of low-value assets are recognised on a straight-line basis as an expense in profit and loss account. Short term leases are the leases with a lease term of 12 months or less. Low-value assets comprise IT equipments and small items of office furniture.

## XIII Earnings per share

Basic earnings / (loss) per share is calculated by dividing the net profit / (loss) for the current year attributable to equity shareholders by the weighted average number of equity shares outstanding during the year. The number of shares used in computing diluted earnings per share comprises the weighted average share considered for calculating basic earnings / (loss) per share, and also the weighted average number of shares, which would have been issued on the conversion of all dilutive potential equity shares.

## XIV Income taxes

Provision for current taxation is ascertained on the basis of assessable profits computed in accordance with the provisions of the Income-tax Act, 1961.

Minimum Alternate Tax (MAT) paid in accordance with the tax laws, which gives future economic benefits in the form of adjustment to future income tax liability, is considered as an asset if there is convincing evidence that the Group will pay normal income tax. Accordingly, MAT is recognised as an asset in the Balance Sheet when it is highly probable that future economic benefit associated with it will flow to the Group.

Deferred tax is provided on temporary differences between the tax bases of assets and liabilities and their carrying amounts at the reporting date. Deferred tax is measured using the tax rates and the tax laws enacted or substantively enacted as at the reporting date. Deferred tax assets and liabilities are offset if such items relate to taxes on income levied by the same governing tax laws and the Group has a legally enforceable right for such set off. The carrying amount of deferred tax assets is reviewed at each reporting date and reduced to the extent that it is no longer probable that sufficient taxable profit will be available to allow all or part of the deferred tax asset to be utilised. Unrecognised deferred tax assets are re-assessed at each reporting date and are recognised to the extent that it has become probable that future taxable profits will allow the deferred tax asset to be recovered. Deferred tax relating to items recognised outside statement of profit and loss is recognised outside statement of profit and loss i.e. in other comprehensive income when there is uncertainty over income tax treatments.

The current and deferred tax asset or liability shall be recognized and measured by applying the requirements in Ind AS 12- Income Taxes based on the taxable profit/(loss), tax base, unused tax losses, unused tax credits and tax rates determined by applying this appendix. Deferred tax assets are recognised only to the extent that it is probable that the temporary differences will reverse in the foreseeable future and taxable profit will be available against which the temporary differences can be utilised.

## XV Use of estimates and judgement

The preparation of the financial statements in conformity with recognition and measurement principles of Ind AS requires the Management to make estimates and assumptions considered in the reported amounts of assets and liabilities (including contingent liabilities) and the reported income and expenses during the year. Estimates and underlying assumptions are reviewed on an ongoing basis. Revisions to accounting estimates are recognized in the period in which estimates are revised if the revision affects only that period or in the period of the revision and future periods if the revision affects both current and future periods. The following are the key assumptions concerning the future, and other sources of estimation uncertainty at the end of the reporting period that may have risk of causing a material adjustment to the carrying amounts of assets and liabilities in future are:

- i **Useful lives and residual value of property, plant and equipment and intangible assets:** Useful life and residual value are determined by the management based on a technical evaluation considering nature of asset, past experience, estimated usage of the asset, vendor's advice etc and same is reviewed at each financial year end.
- ii **Deferred tax assets :** The Group has reviewed the carrying amount of deferred tax assets including MAT credit entitlement at the end of each reporting period and reduced to the extent that it is no longer probable that sufficient taxable profits will be available to allow all or part of the asset to be recovered.
- iii **Transaction price - Sale of goods:** The transaction price could either be a fixed amount of customer consideration or variable consideration with elements such as discounts and incentives. The estimated amount of variable consideration is adjusted in the transaction price only to the extent that it is highly probable that a significant reversal in the amount of cumulative revenue recognized will not occur and is reassessed at the end of each reporting period.
- iv **Defined benefit plans/ other long term employee benefits:** The cost of the defined benefit plans and other long term employee benefit plans are determined using actuarial valuations. An actuarial valuation involves making various assumptions that may differ from actual developments in the future. These include the determination of the discount rate, future salary increases and mortality rates. Due to the complexities involved in the valuation

iv and its long-term nature, a defined benefit obligation is highly sensitive to changes in these assumptions. All assumptions are reviewed at each reporting date. The parameter most subject to change is the discount rate. The management considers the interest rates of government securities based on expected settlement period of various plans.

v **Contingent liabilities and claims:** The Group is the subject of lawsuits and claims arising in the ordinary course of business from time to time. The Group reviews any such legal proceedings and claims on an ongoing basis and follow appropriate accounting guidance when making accrual and disclosure decisions. The Group establishes accruals for those contingencies where the incurrence of a loss is probable and can be reasonably estimated, and it discloses the amount accrued and the amount of a reasonably possible loss in excess of the amount accrued, if such disclosure is necessary for the Group's financial statements to not be misleading. To estimate whether a loss contingency should be accrued by a charge to income, the Group evaluates, among other factors, the degree of probability of an unfavourable outcome and the ability to make a reasonable estimate of the amount of the loss. The Group does not record liabilities when the likelihood that the liability has been incurred is probable, but the amount cannot be reasonably estimated. Based upon present information, the Group determined that there were no matters that required an accrual as of March 31, 2023 other than the accruals already recognized, nor were there any asserted or unasserted claims for which material losses are reasonably possible.

## XVI Operating cycle

Based on the nature of products / activities of the Group and the normal time between acquisition of assets and their realisation in cash or cash equivalents, the Group has determined its operating cycle as 12 months for the purpose of classification of its assets and liabilities as current and non-current.

## XVII Government grants, subsidies, export incentives and interest subvention

Grants from the government are recognised at their fair value where there is a reasonable assurance that the grant will be received and the Holding Company will comply with all attached conditions.

Government grants and subsidies are recognised as income over the periods necessary to match them with the costs for which they are intended to compensate, on a systematic basis.

The Holding Company is entitled for interest subvention from Government of India, Department of Food and Public Distribution (DFPD) for loans sanctioned vide notification dated January 14, 2021 for the purpose of setting up/ expansion of new/existing grain based distilleries.

Notes forming part of the Consolidated financial statements for the year ended March 31, 2024

All amounts are in ₹ Lacs, unless otherwise stated

The Holding Company recognises amount receivable from government as interest subvention when the Holding Company is entitled to receive it. The interest cost is recorded net of interest reimbursement received under the interest subvention scheme.

**XVIII Borrowing costs**

Borrowing costs directly attributable to the acquisition, construction or production of qualifying assets, which are assets that necessarily take a substantial period of time to get ready for their intended use or sale, are added to the cost of those assets, until such time as the assets are substantially ready for their intended use or sale. All other borrowing costs are recognised in the Statement of profit or loss in the period in which they are incurred.

**XIX Cash and cash equivalents**

Cash comprises of cash on hand and bank. Cash equivalents are short term balances, highly liquid investments that are readily convertible into known amounts of cash and which are subject to insignificant risk of changes in value.

**XX Business combination and Goodwill**

Business combinations are accounted for using the acquisition method. The cost of an acquisition is measured as the aggregate of the consideration transferred measured at acquisition date fair value and the amount of any non-controlling interests in the acquiree. For each business combination, the Group elects whether to measure the non-controlling interests in the acquiree at fair value or at the proportionate share of the acquiree's identifiable net assets. Acquisition-related costs are expensed in the periods in which the costs are incurred and the services are received, with the exception of the costs of issuing debt or equity securities that are recognised in accordance with Ind AS 32 and Ind AS 109. The Group determines that it has acquired a business when the acquired set of activities and assets include an input and a substantive process that together significantly contribute to the ability to create outputs. The acquired process is considered substantive if it is critical to the ability to continue producing outputs, and the inputs acquired include an organised workforce with the necessary skills, knowledge, or experience to perform that process or it significantly contributes to the ability to continue producing outputs and is considered unique or scarce or cannot be replaced without significant cost, effort, or delay in the ability to continue producing outputs. At the acquisition date, the identifiable assets acquired, and the liabilities assumed are recognised at their acquisition date fair values. For this purpose, the liabilities assumed include contingent liabilities representing present obligation and they

are measured at their acquisition fair values irrespective of the fact that outflow of resources embodying economic benefits is not probable. However, the following assets and liabilities acquired in a business combination are measured at the basis indicated below:

Deferred tax assets or liabilities, and the liabilities or assets related to employee benefit arrangements are recognised and measured in accordance with Ind AS 12 Income Tax and Ind AS 19 Employee Benefits respectively.

Potential tax effects of temporary differences and carry forwards of an acquiree that exist at the acquisition date or arise as a result of the acquisition are accounted in accordance with Ind AS 12.

Liabilities or equity instruments related to share based payment arrangements of the acquiree or share – based payments arrangements of the Group entered into to replace share-based payment arrangements of the acquiree are measured in accordance with Ind AS 102 Share-based Payments at the acquisition date.

Assets (or disposal groups) that are classified as held for sale in accordance with Ind AS 105 Non-current Assets Held for Sale and Discontinued Operations are measured in accordance with that Standard.

Reacquired rights are measured at a value determined on the basis of the remaining contractual term of the related contract. Such valuation does not consider potential renewal of the reacquired right.

Goodwill is initially measured at cost, being the excess of the aggregate of the consideration transferred and the amount recognised for non-controlling interests, and any previous interest held, over the net identifiable assets acquired and liabilities assumed. If the fair value of the net assets acquired is in excess of the aggregate consideration transferred, the Group re-assesses whether it has correctly identified all of the assets acquired and all of the liabilities assumed and reviews the procedures used to measure the amounts to be recognised at the acquisition date. If the reassessment still results in an excess of the fair value of net assets acquired over the aggregate consideration transferred, then the gain is recognised in OCI and accumulated in equity as capital reserve. However, if there is no clear evidence of bargain purchase, the entity recognises the gain directly in equity as capital reserve, without routing the same through OCI.

After initial recognition, goodwill is measured at cost less any accumulated impairment losses. For the purpose of impairment testing, goodwill acquired in a business combination is, from the acquisition date, allocated to each of the Group's cash-generating units that are expected to benefit from the combination, irrespective of whether other assets or liabilities of the acquiree are assigned to those units.

Notes forming part of the Consolidated financial statements for the year ended March 31, 2024

All amounts are in ₹ Lacs, unless otherwise stated

**Note -2(a): Property, plant and equipment**

| Particulars                             | Gross carrying amount |                             |                  |                                  | Accumulated depreciation |                      |                           |                                  | Net carrying amount  |                      |                      |
|---|-----------------------|-----------------------------|------------------|----------------------------------|--------------------------|----------------------|---------------------------|----------------------------------|----------------------|----------------------|----------------------|
|   | As at March 31, 2023  | Acquisition of a subsidiary | Additions        | Disposals / adjustment to assets | As at March 31, 2024     | As at March 31, 2023 | Depreciation for the year | Disposals / adjustment to assets | As at March 31, 2024 | As at March 31, 2024 | As at March 31, 2023 |
| Freehold land                           | 3,068.09              | -                           | 780.03           | -                                | 3,848.12                 | -                    | -                         | -                                | -                    | 3,848.12             | 3,068.09             |
| Factory buildings                       | 11,335.79             | -                           | 247.49           | -                                | 11,583.28                | 2,504.92             | 411.13                    | -                                | 2,916.05             | 8,667.23             | 8,830.87             |
| Plant and machinery                     | 90,048.83             | 1.10                        | 17,488.54        | 3.94                             | 1,07,534.53              | 23,037.25            | 5,424.51                  | -                                | 28,461.76            | 79,072.77            | 67,011.58            |
| Electrical installations and equipments | 428.92                | -                           | -                | -                                | 428.92                   | 229.94               | 42.97                     | -                                | 272.91               | 156.00               | 198.97               |
| Computer & data processing units        | 124.44                | 0.10                        | 31.37            | -                                | 155.91                   | 85.49                | 22.31                     | -                                | 107.80               | 48.11                | 38.95                |
| Furniture and fixtures                  | 209.82                | -                           | 37.71            | -                                | 247.53                   | 136.00               | 14.05                     | -                                | 150.05               | 97.48                | 73.82                |
| Motor vehicles                          | 942.98                | -                           | 138.80           | -                                | 1,081.78                 | 329.71               | 131.77                    | -                                | 461.48               | 620.29               | 613.27               |
| Office equipments                       | 199.66                | 1.89                        | 4.34             | -                                | 205.89                   | 136.64               | 19.16                     | -                                | 155.80               | 50.09                | 63.02                |
| <b>Total</b>                            | <b>1,06,358.53</b>    | <b>3.09</b>                 | <b>18,728.28</b> | <b>3.94</b>                      | <b>1,25,085.96</b>       | <b>26,459.95</b>     | <b>6,065.90</b>           | <b>-</b>                         | <b>32,525.85</b>     | <b>92,560.09</b>     | <b>79,898.57</b>     |

Note 1: The capitalisation rate used to determine the amount of borrowing costs to be capitalised is the weighted average interest rate applicable to the Company's general borrowings during the year, in this case 7.75% p.a. (Previous year 7.75% p.a).

Note 2: For lien / charge against property, plant and equipment(PPE) refer note 14

**Property, plant and equipments as at March 31, 2023**

| Particulars                             | Gross carrying amount |                  |                                  | Accumulated depreciation |                      |                           |                                  | Net carrying amount  |                      |                      |
|---|-----------------------|------------------|----------------------------------|--------------------------|----------------------|---------------------------|----------------------------------|----------------------|----------------------|----------------------|
|   | As at March 31, 2022  | Additions        | Disposals / adjustment of assets | As at March 31, 2023     | As at March 31, 2022 | Depreciation for the year | Disposals / adjustment of assets | As at March 31, 2023 | As at March 31, 2023 | As at March 31, 2022 |
| Freehold land                           | 2,907.33              | 160.76           | -                                | 3,068.09                 | -                    | -                         | -                                | -                    | 3,068.09             | 2,907.33             |
| Factory buildings                       | 10,706.72             | 629.07           | -                                | 11,335.79                | 2,114.17             | 390.75                    | -                                | 2,504.92             | 8,830.87             | 8,592.55             |
| Plant and machinery                     | 71,195.10             | 18,853.57        | -                                | 90,048.67                | 18,415.28            | 4,621.81                  | -                                | 23,037.09            | 67,011.58            | 52,779.83            |
| Electrical installations and equipments | 422.87                | 6.05             | -                                | 428.92                   | 187.35               | 42.59                     | -                                | 229.94               | 198.97               | 235.52               |
| Computer & data processing units        | 100.54                | 23.86            | -                                | 124.40                   | 69.06                | 16.39                     | -                                | 85.45                | 38.95                | 31.47                |
| Furniture and fixtures                  | 199.17                | 10.65            | -                                | 209.82                   | 122.41               | 13.59                     | -                                | 136.00               | 73.82                | 76.75                |
| Motor vehicles                          | 349.08                | 612.68           | 17.87                            | 943.89                   | 257.36               | 73.27                     | -                                | 330.63               | 613.26               | 91.73                |
| Office equipments                       | 181.83                | 17.13            | -                                | 198.96                   | 113.59               | 22.35                     | -                                | 135.94               | 63.02                | 68.24                |
| <b>Total</b>                            | <b>86,062.64</b>      | <b>20,313.77</b> | <b>17.87</b>                     | <b>1,06,358.52</b>       | <b>21,279.22</b>     | <b>5,180.75</b>           | <b>-</b>                         | <b>26,459.97</b>     | <b>79,898.56</b>     | <b>64,783.42</b>     |

Note: For lien / charge against property, plant and equipments refer note 14



**Note 2(b) - Capital work-in-progress**

| Particulars                                | Amount          |
|--|-----------------|
| <b>Gross carrying amount</b>               |                 |
| <b>As at March 31, 2022</b>                | 9,800.32        |
| Additions                                  | 20,423.40       |
| Transferred to property, plant & equipment | 20,313.78       |
| Disposal                                   | -               |
| <b>As at March 31, 2023</b>                | <b>9,909.94</b> |
| Additions                                  | 17,696.90       |
| Transferred to property, plant & equipment | 18,728.28       |
| Disposal                                   | -               |
| <b>As at March 31, 2024</b>                | <b>8,878.56</b> |

**(a) Capital work-in-progress(CWIP) ageing as at March 31, 2024 and March 31, 2023**

| Particulars                    | Amount in CWIP for a period of |              |              |                   | Total           |
|--------------------------------|--------------------------------|--------------|--------------|-------------------|-----------------|
|                                | Less than 1 year               | 1-2 Years    | 2-3 Years    | More than 3 Years |                 |
| Projects in progress           | 7,514.61                       | 1,327.05     | 32.43        | 4.47              | 8,878.56        |
|                                | <i>9,745.57</i>                | <i>97.59</i> | <i>52.82</i> | <i>13.97</i>      | <i>9,909.95</i> |
| Projects temporarily suspended | -                              | -            | -            | -                 | -               |
|                                | -                              | -            | -            | -                 | -               |

Note: Figures for the year ended March 31, 2023 are in italics

**(b) For capital work-in progress, whose completion is overdue as compared to its original plan, the project wise details of when the project is expected to be completed is given below as at March 31, 2024**

| Particulars                                | To be completed in |           |           |                   |
|--|--------------------|-----------|-----------|-------------------|
|  | Less than 1 year   | 1-2 Years | 2-3 Years | More than 3 Years |
| Projects in progress:                      |                    |           |           |                   |
| Godown structure, road and drainage system | -                  | -         | -         | -                 |
| Projects temporarily suspended             | -                  | -         | -         | -                 |

**For capital work-in progress, whose completion is overdue as compared to its original plan, the project wise details of when the project is expected to be completed is given below as at March 31, 2023**

| Particulars                                | To be completed in |           |           |                   |
|--|--------------------|-----------|-----------|-------------------|
|  | Less than 1 year   | 1-2 Years | 2-3 Years | More than 3 Years |
| Projects in progress:                      |                    |           |           |                   |
| ENA tank and spent wash tank               | 42.32              | -         | -         | -                 |
| Godown structure, road and drainage system | 23.80              | -         | -         | -                 |
| Projects temporarily suspended             | -                  | -         | -         | -                 |

**(c) There is no capital work-in progress projects, whose completion has exceeded its cost compared to its original plan as at March 31, 2024 and March 31, 2023..**

**Note 3 - Right to use of Assets as at March 31, 2024**

| Particulars    | Gross Carrying amount |                                  |                                  | Accumulated depreciation |                      |                           | Net carrying amount                             |                      |                      |                      |
|----------------|-----------------------|----------------------------------|----------------------------------|--------------------------|----------------------|---------------------------|---|----------------------|----------------------|----------------------|
|                | As at March 31, 2023  | Additions/ adjustments of assets | Disposals / adjustment of assets | As at March 31, 2024     | As at March 31, 2023 | Depreciation for the year | Elimination on disposals / adjustment of assets | As at March 31, 2024 | As at March 31, 2024 | As at March 31, 2023 |
| Leasehold land | 1,331.28              | 837.59                           | -                                | 2,168.87                 | 82.46                | 26.79                     | -   | 109.26               | 2,059.60             | 1,248.82             |
| Buildings      | 2,336.37              | 20.95                            | -                                | 2,357.32                 | 936.67               | 430.47                    | -   | 1,367.14             | 990.18               | 1,399.70             |
|                | <b>3,667.65</b>       | <b>858.54</b>                    | <b>-</b>                         | <b>4,526.19</b>          | <b>1,019.13</b>      | <b>457.26</b>             | <b>-</b>  | <b>1,476.40</b>      | <b>3,049.78</b>      | <b>2,648.52</b>      |

**Right to use of Assets as at March 31, 2023**

| Particulars    | Gross Carrying amount |                                  |                                  | Accumulated depreciation |                      |                           | Net carrying amount                             |                      |                      |                      |
|----------------|-----------------------|----------------------------------|----------------------------------|--------------------------|----------------------|---------------------------|---|----------------------|----------------------|----------------------|
|                | As at March 31, 2022  | Additions/ adjustments of assets | Disposals / adjustment of assets | As at March 31, 2023     | As at March 31, 2022 | Depreciation for the year | Elimination on disposals / adjustment of assets | As at March 31, 2023 | As at March 31, 2023 | As at March 31, 2022 |
| Leasehold land | 1,331.28              | -                                | -                                | 1,331.28                 | 71.33                | 11.13                     | -   | 82.46                | 1,248.82             | 1,259.95             |
| Buildings      | 1,041.82              | 1,294.55                         | -                                | 2,336.37                 | 531.27               | 405.40                    | -   | 936.67               | 1,399.70             | 510.55               |
|                | <b>2,373.10</b>       | <b>1,294.55</b>                  | <b>-</b>                         | <b>3,667.65</b>          | <b>602.60</b>        | <b>416.53</b>             | <b>-</b>  | <b>1,019.13</b>      | <b>2,648.52</b>      | <b>1,770.50</b>      |

**Note 4 - Intangible Assets as on March 31, 2024**

| Particulars | Gross carrying amount |                                  |                                  | Accumulated amortisation |                      |                           | Net carrying amount                             |                      |                      |                      |
|-------------|-----------------------|----------------------------------|----------------------------------|--------------------------|----------------------|---------------------------|---|----------------------|----------------------|----------------------|
|             | As at March 31, 2023  | Additions/ adjustments of assets | Disposals / adjustment of assets | As at March 31, 2024     | As at March 31, 2023 | Amortisation for the year | Elimination on disposals / adjustment of assets | As at March 31, 2024 | As at March 31, 2024 | As at March 31, 2023 |
| Softwares   | 152.46                | -                                | -                                | 152.46                   | 81.73                | 37.07                     | -   | 118.80               | 33.66                | 70.73                |
|             | <b>152.46</b>         | <b>-</b>                         | <b>-</b>                         | <b>152.46</b>            | <b>81.73</b>         | <b>37.07</b>              | <b>-</b>  | <b>118.80</b>        | <b>33.66</b>         | <b>70.73</b>         |

**Intangible assets as on March 31, 2023**

| Particulars | Gross carrying amount |                                  |                                  | Accumulated amortisation |                      |                           | Net carrying amount                             |                      |                      |                      |
|-------------|-----------------------|----------------------------------|----------------------------------|--------------------------|----------------------|---------------------------|---|----------------------|----------------------|----------------------|
|             | As at March 31, 2022  | Additions/ adjustments of assets | Disposals / adjustment of assets | As at March 31, 2023     | As at March 31, 2022 | Amortisation for the year | Elimination on disposals / adjustment of assets | As at March 31, 2023 | As at March 31, 2023 | As at March 31, 2022 |
| Softwares   | 103.62                | 48.84                            | -                                | 152.46                   | 45.07                | 36.66                     | -   | 81.73                | 70.73                | 58.55                |
|             | <b>103.62</b>         | <b>48.84</b>                     | <b>-</b>                         | <b>152.46</b>            | <b>45.07</b>         | <b>36.66</b>              | <b>-</b>  | <b>81.73</b>         | <b>70.73</b>         | <b>58.55</b>         |

**Globus Spirits Limited**
**Notes forming part of the Consolidated financial statements** for the year ended March 31, 2024

All amounts are in ₹ Lacs, unless otherwise stated

**Note 4(b) - Intangible assets under development (IAUD)**

| Particulars                      | Amount       |
|----------------------------------|--------------|
| <b>Gross carrying amount</b>     |              |
| <b>As at March 31, 2022</b>      | -            |
| Additions                        | 48.84        |
| Transferred to intangible assets | 48.84        |
| Disposal                         | -            |
| <b>As at March 31, 2023</b>      | -            |
| Additions                        | 91.42        |
| Transferred to intangible assets | -            |
| Disposal                         | -            |
| <b>As at March 31, 2024</b>      | <b>91.42</b> |

**(i) Intangible assets under development ageing as at March 31, 2024 and March 31, 2023**

| Particulars                    | Amount in IAUD for a period of |           |           |                   | Total |
|--------------------------------|--------------------------------|-----------|-----------|-------------------|-------|
|                                | Less than 1 year               | 1-2 Years | 2-3 Years | More than 3 Years |       |
| Projects in progress           | 91.42                          | -         | -         | -                 | 91.42 |
|                                | -                              | -         | -         | -                 | -     |
| Projects temporarily suspended | -                              | -         | -         | -                 | -     |
|                                | -                              | -         | -         | -                 | -     |

Note: Figures for the year ended March 31, 2023 are in italics

Note: There are no intangible assets under development projects, whose completion has exceeded its cost compared to its original plan as at March 31, 2024 and March 31, 2023.

**Note -4(c): Business combination**
**Acquisition during the year ended March 31, 2024**

On October 05, 2023, the Company acquired bored beverages private limited, a non-listed company based in India and having specialization into ready to drink alcoholic beverages. The Company acquired the above business to enter into new market segment of ready to drink which the company believes have great potential in near future. The above transaction qualified as a business combination as per Ind AS 103 "Business combinations" and had been accounted by applying the acquisition method wherein identifiable assets acquired, liabilities assumed are valued against the fair value of consideration transferred and the resultant goodwill is recognised.

**Assets acquired and liabilities assumed**

| Assets  | Amount        |
|---|---------------|
| Property, plant and equipment                 | 2.19          |
| Deferred tax assets (net)                     | 88.85         |
| Inventories                                   | 1.77          |
| Trade receivables                             | 35.22         |
| Security deposits                             | 45.21         |
| Cash and cash equivalents                     | 1.97          |
|   | <b>175.21</b> |
| <b>Liabilities</b>                            |               |
| Trade payables                                | 27.14         |
| Statutory dues payable                        | 1.17          |
| Employee related expenses payable             | 23.98         |
| Others payable                                | 54.00         |
|   | <b>106.29</b> |
| <b>Total identifiable net assets</b>          | <b>68.92</b>  |
| Globus's share in net identifiable assets (%) | 38.08%        |
| Globus's share in net identifiable assets     | 26.25         |
| Purchase consideration transferred            | 377.03        |
| <b>Goodwill on acquisition</b>                | <b>350.78</b> |

**Revenue and profit contribution**

The acquired business contributed revenue of Rs. 1.12 lacs and incurred loss of Rs. 94.44 lacs to the Group for the period March 31, 2024 from the date of acquisition. If the acquisition would have occurred on April 1, 2023, Group's proforma revenue and loss for the year ended March 31, 2023 would have been Rs. 3,14,728.54 lacs and Rs. 9,491.45 lacs respectively.

**Globus Spirits Limited**
**Notes forming part of the Consolidated financial statements** for the year ended March 31, 2024

All amounts are in ₹ Lacs, unless otherwise stated

**Note 5- Investments**

| Particulars  | As at March 31, 2024 |              | As at March 31, 2023 |             |
|--|----------------------|--------------|----------------------|-------------|
|  | Amount               |              | Amount               |             |
| <b>Investment in equity instruments (valued at cost) (Unquoted)</b>  |                      |              |                      |             |
| (i) India Paryavaran Sahayak Foundation (IPSF)<br>3,000 shares (as at March 31, 2023: 3,000 Shares ) of Rs.10 each fully paid up |                      | 0.30         |                      | 0.30        |
|  |                      | <b>Total</b> | <b>0.30</b>          | <b>0.30</b> |
| Aggregate carrying value of unquoted investments   |                      | 0.30         |                      | 0.30        |
|  |                      | <b>Total</b> | <b>0.30</b>          | <b>0.30</b> |

**Note 6 - Loans**

| Particulars                                       | As at March 31, 2024 | As at March 31, 2023 |
|---|----------------------|----------------------|
| Loan to employees - unsecured and considered good | 1.43                 | 1.76                 |
|   | <b>Total</b>         | <b>1.43</b>          |
|   |                      | <b>1.76</b>          |

**Note 7 - Others financial assets**

(Unsecured, considered good unless otherwise stated)

| Particulars  | As at March 31, 2024 |                 | As at March 31, 2023 |               |
|--|----------------------|-----------------|----------------------|---------------|
|  | Non Current          | Current         | Non Current          | Current       |
| Security Deposits  |                      |                 |                      |               |
| Unsecured - considered good  | 788.80               | 146.79          | 722.03               | 187.95        |
| Unsecured - credit impaired  | 14.00                | -               | 14.00                | -             |
|  | 802.80               | 146.79          | 736.03               | 187.95        |
| Less: Allowance for credit impaired  | (14.00)              | -               | (14.00)              | -             |
|  | 788.80               | 146.79          | 722.03               | 187.95        |
| Bank deposits having remaining maturity of more than 12 months             | 391.62               | -               | 5,536.15             | -             |
| Other bank balances - balance held as margin money against bank guarantees | 738.89               | 151.32          | 488.28               | 218.58        |
| Interest accrued on deposits   | -                    | 333.97          | 118.22               | 116.15        |
| Interest receivable from banks*  | -                    | 762.89          | -                    | 459.26        |
| <b>Total</b>   | <b>1,919.31</b>      | <b>1,394.97</b> | <b>6,864.68</b>      | <b>981.94</b> |

\*The Holding Company has availed interest subvention scheme notified by Government of India (Department of Food and Public Distribution) vide notification dated January 14, 2021, for setting up/ expansion of new/existing grain based distilleries. Basis the scheme the Company is waived interest interest on the loans taken upto the extent of 50% of the interest cost or 6% p.a. of the outstanding loan amount whichever is lower.

**Note 8 - Income tax assets (net)**

| Particulars                                   | As at March 31, 2024 | As at March 31, 2023 |
|---|----------------------|----------------------|
| Tax assets (Advance tax paid/ TDS receivable) | 1,148.56             | 326.14               |
|   | <b>Total</b>         | <b>326.14</b>        |
|   |                      | <b>1,148.56</b>      |



Notes forming part of the Consolidated financial statements for the year ended March 31, 2024

All amounts are in ₹ Lacs, unless otherwise stated

**Note 9 - Other assets**

(Unsecured, considered good unless otherwise stated)

| Particulars  | As at March 31, 2024 |                 | As at March 31, 2023 |                 |
|--|----------------------|-----------------|----------------------|-----------------|
|  | Non Current          | Current         | Non Current          | Current         |
| Capital advances   |                      |                 |                      |                 |
| Unsecured, considered good   | 1,611.57             | -               | 3,646.43             | -               |
| Unsecured, credit impaired   | 52.00                | -               | 44.05                | -               |
|  | 1,663.57             | -               | 3,690.48             | -               |
| Less: Allowance for credit impaired (refer note 40)                  | (52.00)              | -               | (44.05)              | -               |
|  | 1,611.57             | -               | 3,646.43             | -               |
| Goods and Services tax (GST) deposited under protest (refer note 32) | 3,449.50             | -               | 3,443.27             | -               |
| Excise duty paid under protest                                       | 4.59                 | -               | 4.59                 | -               |
| Prepaid expenses   | 127.36               | 1,058.72        | 121.64               | 1,211.71        |
| Income tax paid under protest (refer note 47)                        | 532.49               | -               | -                    | -               |
| Advances to vendors  |                      |                 |                      |                 |
| Unsecured, considered good   | -                    | 1,729.11        | -                    | 1,768.30        |
| Unsecured, credit impaired   | -                    | 49.84           | -                    | 28.44           |
|  | -                    | 1,778.95        | -                    | 1,796.74        |
| Less: Allowance for credit impaired advances (refer note 40)         | -                    | (49.84)         | -                    | (28.44)         |
|  | -                    | 1,729.11        | -                    | 1,768.30        |
| Amount recoverable from customer                                     | -                    | -               | -                    | 125.01          |
| Less : Provision for amount recoverable from customer                | -                    | -               | -                    | (125.01)        |
|  | -                    | -               | -                    | -               |
| Unbilled revenue (refer note 50)                                     | -                    | 11.60           | -                    | 307.14          |
| Balance with government authorities                                  | -                    | 4,597.87        | 1,312.15             | 6,054.42        |
| Others   | -                    | 123.17          | -                    | 121.50          |
| <b>Total</b>   | <b>5,725.51</b>      | <b>7,520.47</b> | <b>8,528.08</b>      | <b>9,463.07</b> |

**(i) The movement to allowance for credit impaired - capital advances as follows:**

| Particulars               | As at March 31, 2024 | As at March 31, 2023 |
|---------------------------|----------------------|----------------------|
| Opening balance           | 44.05                | 44.05                |
| Addition during the year  | 7.95                 | -                    |
| Deletion during the year  | -                    | -                    |
| <b>Balance at the end</b> | <b>52.00</b>         | <b>44.05</b>         |

**The movement to allowance for credit impaired - trade advances as follows:**

| Particulars               | As at March 31, 2024 | As at March 31, 2023 |
|---------------------------|----------------------|----------------------|
| Opening balance           | 28.44                | 28.44                |
| Addition during the year  | 21.40                | -                    |
| Deletion during the year  | -                    | -                    |
| <b>Balance at the end</b> | <b>49.84</b>         | <b>28.44</b>         |

Notes forming part of the Consolidated financial statements for the year ended March 31, 2024

All amounts are in ₹ Lacs, unless otherwise stated

**Note 10 - Inventories**

(valued at lower of cost and net realisable value)

| Particulars                                       | As at March 31, 2024 | As at March 31, 2023 |
|---|----------------------|----------------------|
| (a) Raw materials                                 | 3,899.77             | 2,918.37             |
| (b) Work in progress                              | 1,292.44             | 958.94               |
| (c) Finished goods*                               | 9,302.57             | 7,753.55             |
| Less: Provision for slow and non moving inventory | -                    | (87.02)              |
| (d) Packing material                              | 1,902.23             | 1,523.69             |
| (e) Fuel, chemicals, stores and spares            | 2,456.01             | 2,689.14             |
| (f) Stock in transit                              | 43.90                | 21.45                |
| <b>Total</b>                                      | <b>18,896.92</b>     | <b>15,778.12</b>     |

Note: For parri passu charge against Inventories refer note 14.

\* Finished goods include provision for excise duty of Rs. 1,471.11 Lacs (March 31, 2023 Rs. 1,384.07 Lacs)

| Particulars                            | As at March 31, 2024 | As at March 31, 2023 |
|--|----------------------|----------------------|
| <b>Provision for slow moving stock</b> |                      |                      |
| Opening balance                        | 87.02                | 87.02                |
| Additions                              | -                    | -                    |
| Deletion/write back                    | 87.02                | -                    |
| <b>Closing balance</b>                 | <b>-</b>             | <b>87.02</b>         |

**Note 11 - Trade receivables**

(unsecured and considered good, unless otherwise stated)

| Particulars          | As at March 31, 2024 | As at March 31, 2023 |
|----------------------|----------------------|----------------------|
| <b>Undisputed :</b>  |                      |                      |
| Considered good      | 27,597.00            | 20,970.95            |
| Credit impaired      | 173.85               | 177.38               |
|                      | 27,770.85            | 21,148.33            |
| Less: Loss Allowance | (173.85)             | (177.38)             |
| <b>Total</b>         | <b>27,597.00</b>     | <b>20,970.95</b>     |

Note: For parri passu charge against trade receivables refer note 14.

**Trade receivables - Ageing as on March 31, 2024 and March 31, 2023**

| Particulars   | Outstanding for following periods from due date of invoice |                    |                  |              |               |                   | Total            |
|---|--|--------------------|------------------|--------------|---------------|-------------------|------------------|
|   | Not Due  | Less than 6 months | 6 months- 1 year | 1-2 years    | 2-3 years     | More than 3 years |                  |
| i) Undisputed trade receivables – considered good   | 17,381.10  | 9,382.42           | 519.39           | 306.54       | 6.70          | 0.85              | <b>27,597.00</b> |
|   | <b>16,333.43</b>   | <b>3,854.40</b>    | <b>667.86</b>    | <b>57.87</b> | <b>57.39</b>  | -                 | <b>20,970.95</b> |
| (ii) Undisputed trade receivables – credit impaired | -  | -                  | 17.94            | 34.50        | 22.11         | 99.30             | <b>173.85</b>    |
|   | -  | <b>34.50</b>       | <b>21.47</b>     | <b>22.11</b> | <b>66.00</b>  | <b>33.30</b>      | <b>177.38</b>    |
| <b>Total</b>  | 17,381.10  | 9,382.42           | 537.33           | 341.04       | 28.81         | 100.15            | <b>27,770.85</b> |
|   | <b>16,333.43</b>   | <b>3,888.90</b>    | <b>689.33</b>    | <b>79.98</b> | <b>123.39</b> | <b>33.30</b>      | <b>21,148.33</b> |
| <b>Less: Loss allowance</b>                         | -  | -                  | 17.94            | 34.50        | 22.11         | 99.30             | <b>173.85</b>    |
|   | -  | <b>34.50</b>       | <b>21.47</b>     | <b>22.11</b> | <b>66.00</b>  | <b>33.30</b>      | <b>177.38</b>    |
| <b>Total trade receivables</b>                      | 17,381.10  | 9,382.42           | 519.39           | 306.54       | 6.70          | 0.85              | <b>27,597.00</b> |
|   | <b>16,333.43</b>   | <b>3,854.40</b>    | <b>667.86</b>    | <b>57.87</b> | <b>57.39</b>  | -                 | <b>20,970.95</b> |

Note: Figures for the year ended March 31, 2023 are in italics

**Globus Spirits Limited**
**Notes forming part of the Consolidated financial statements** for the year ended March 31, 2024

All amounts are in ₹ Lacs, unless otherwise stated

**Note 12 - Cash and cash equivalents**

| Particulars  | As at March 31, 2024 |                 | As at March 31, 2023 |                 |
|--|----------------------|-----------------|----------------------|-----------------|
|  | No. of shares held   | % of holding    | No. of shares held   | % of holding    |
| <b>(a) Cash and cash equivalents</b>                     |                      |                 |                      |                 |
| Cash on hand   |                      | 0.89            |                      | 1.25            |
| Balances with banks                                      |                      |                 |                      |                 |
| (i) In current accounts                                  |                      | 87.86           |                      | 193.18          |
| <b>Total (a)</b>   |                      | <b>88.75</b>    |                      | <b>194.43</b>   |
| <b>(b) Bank balances other than (a) above</b>            |                      |                 |                      |                 |
| (i) Unpaid dividend account                              |                      | 5.53            |                      | 5.99            |
| (ii) Bank deposits with maturity of less than 12 months* |                      | 7,702.98        |                      | 3,314.85        |
| <b>Total (b)</b>   |                      | <b>7,708.51</b> |                      | <b>3,320.84</b> |

\* This includes bank deposits given on lien.

**Note 13 - Equity share capital**

| Particulars   | As at March 31, 2024 |                  | As at March 31, 2023 |                  |
|---|----------------------|------------------|----------------------|------------------|
|   | Number of shares     | Amount           | Number of shares     | Amount           |
| <b>(a) Authorised</b>   |                      |                  |                      |                  |
| Equity shares of Rs. 10 each with voting rights                               | 4,25,00,000          | 4,250.00         | 3,50,00,000          | 3,500.00         |
| Cumulative compulsorily convertible preference shares (CCCPs) of Rs. 140 each | 51,00,000            | 7,140.00         | 51,00,000            | 7,140.00         |
|   | <b>4,76,00,000</b>   | <b>11,390.00</b> | <b>4,01,00,000</b>   | <b>10,640.00</b> |
| <b>(b) Issued, subscribed and fully paid up</b>                               |                      |                  |                      |                  |
| Equity shares of Rs. 10 each with voting rights                               | 2,88,22,633          | 2,882.26         | 2,88,02,749          | 2,880.28         |
| <b>Total</b>  | <b>2,88,22,633</b>   | <b>2,882.26</b>  | <b>2,88,02,749</b>   | <b>2,880.28</b>  |

**(a) Changes in equity share capital during the year :**

| Particulars                                      | As at March 31, 2024 |                 | As at March 31, 2023 |                 |
|--|----------------------|-----------------|----------------------|-----------------|
|  | Number of shares     | Amount          | Number of shares     | Amount          |
| <b>Equity shares with voting rights</b>          |                      |                 |                      |                 |
| Shares outstanding at the beginning of the year  | 2,88,02,749          | 2,880.28        | 2,88,02,749          | 2,880.28        |
| Equity shares issued during the year             | 19,884               | 1.98            | -                    | -               |
| <b>Shares outstanding at the end of the year</b> | <b>2,88,22,633</b>   | <b>2,882.26</b> | <b>2,88,02,749</b>   | <b>2,880.28</b> |

During the current year March 31, 2024, 19,884 number of equity shares have been issued to the eligible option holders who exercise the right. (refer note no 45)

**(b) Shareholder holding more than 5 percent shares :**

| Particulars  | As at March 31, 2024 |              | As at March 31, 2023 |              |
|--|----------------------|--------------|----------------------|--------------|
|  | No. of shares held   | % of holding | No. of shares held   | % of holding |
| <b>Fully paid equity shares with voting rights</b> |                      |              |                      |              |
| Chandbagh Investments Limited                      | 1,12,19,840          | 38.93%       | 1,12,19,840          | 38.95%       |
| Ajay Kumar Swarup                                  | 23,666               | 0.08%        | 19,24,254            | 6.68%        |
| Madhavi Swarup                                     | 26,29,993            | 9.13%        | 60                   | 0.00%        |

**Globus Spirits Limited**
**Notes forming part of the Consolidated financial statements** for the year ended March 31, 2024

All amounts are in ₹ Lacs, unless otherwise stated

**(c) Shareholding of promoters and promoters group :**

| Particulars                      | As at March 31, 2024 |              | As at March 31, 2023 |              | Change in % |
|----------------------------------|----------------------|--------------|----------------------|--------------|-------------|
|                                  | No. of shares held   | % of holding | No. of shares held   | % of holding |             |
| Chandbagh Investments Limited    | 1,12,19,840          | 38.93%       | 1,12,19,840          | 38.95%       | -0.03%      |
| Globus Infosys Private Limited   | 5,38,854             | 1.87%        | 5,38,854             | 1.87%        | 0.00%       |
| Ram Bagh Facilities Services LLP | 2,39,377             | 0.83%        | 2,37,177             | 0.82%        | 0.01%       |
| Madhavi Swarup                   | 26,29,993            | 9.13%        | 60                   | 0.00%        | 9.13%       |
| Ajay Kumar Swarup                | 23,666               | 0.08%        | 19,24,254            | 6.68%        | -6.60%      |
| Shekhar Kumar Swarup             | 37,490               | 0.13%        | 7,66,835             | 2.66%        | -2.53%      |
| Radhika Swarup                   | 4,400                | 0.02%        | 4,400                | 0.02%        | 0.00%       |
| Bhupendra Kumar Bishnoi          | 90                   | 0.00%        | 90                   | 0.00%        | 0.00%       |
| Roshni Bishnoi                   | 90                   | 0.00%        | 90                   | 0.00%        | 0.00%       |
| Late. Madhav Kumar Swarup        | 60                   | 0.00%        | 60                   | 0.00%        | 0.00%       |
| Late. Saroj Rani Swarup          | 60                   | 0.00%        | 60                   | 0.00%        | 0.00%       |

**Rights, preferences and restrictions on equity shares:**

The Holding Company has one class of equity shares having a par value of Rs. 10 each. Each shareholder is eligible for one vote per share held and carry a right to dividend. In the event of liquidation, the equity shareholders are eligible to receive the remaining assets of the Holding Company, in proportion to their shareholding.

**Bonus shares and shares bought back:**

Over the period of five years immediately preceding March 31, 2024 and March 31, 2023, neither any bonus shares were issued nor any shares were allotted for consideration other than cash. Further, no shares were bought back during the said period.

**(d) Other Equity**

| Particulars                  | As at March 31, 2024 | As at March 31, 2023 |
|------------------------------|----------------------|----------------------|
| Securities premium           | 14,894.92            | 14,894.92            |
| General reserve              | 1,415.65             | 1,415.65             |
| Capital reserve              | (41.34)              | (41.34)              |
| Retained earnings            | 77,652.44            | 69,436.83            |
| Share based payment reserves | 609.50               | 83.62                |
| Other comprehensive income   | 26.24                | (6.73)               |
| Non controlling interest     | 0.91                 | -                    |
| <b>Total</b>                 | <b>94,558.32</b>     | <b>85,782.95</b>     |

**Description of nature and purpose of each reserve**
**Security premium:** Security premium is used to record the premium on issue of shares, which will be utilized as per provisions of relevant act/rules.

**Share based payment reserves:** This is created to recognise the grant date fair valuation of options issued to employees under employee stock option schemes and is adjusted on exercise of options

**General reserve:** General reserve is created from time to time by way of transfer of profits from retained earnings for appropriate purposes. It is created by a transfer from one component of equity to another.

**Retained earnings:** It is created from the statement of profit and loss of the Company, as adjusted for distributions to owners, transfer to other reserves, etc.

**Capital reserves:** This is generally recognised during the amalgamation/merger by acquirer company where purchase price is less than fair value of net assets of acquiree company.

**Non controlling interest:** This is share of minority shareholders in profit/loss or equity.

**Other comprehensive income:** The profits and losses which are routed out of statement of profit and loss are classified in other comprehensive income.



**Globus Spirits Limited**
**Notes forming part of the Consolidated financial statements for the year ended March 31, 2024**

All amounts are in ₹ Lacs, unless otherwise stated

**Note 14 - Borrowings (at amortised cost)**

| Particulars                                | As at March 31, 2024 |                  | As at March 31, 2023 |                  |
|--|----------------------|------------------|----------------------|------------------|
|  | Non Current          | Current          | Non Current          | Current          |
| <b>Secured</b>                             |                      |                  |                      |                  |
| (i) Term loans from banks                  | 9,196.88             | -                | 11,115.81            | 20.05            |
| (ii) Current maturities of long term loans | -                    | 5,873.56         | -                    | 4,300.00         |
| (iii) Short term loan (refer note c below) | -                    | -                | -                    | 2,500.00         |
| (iv) Cash credit (refer note d below)      | -                    | 16,215.61        | -                    | 9,559.27         |
| (v) Bank overdraft                         | -                    | 496.06           | -                    | 72.08            |
| <b>Total</b>                               | <b>9,196.88</b>      | <b>22,585.23</b> | <b>11,115.81</b>     | <b>16,451.40</b> |

a. The Holding Company has availed above mentioned term loans (i) and (ii) under interest subvention scheme notified by Government of India (Department of Food and Public Distribution) vide notification dated January 14, 2021, for setting up/ expansion of new/existing grain based distilleries.

b. The above mentioned term loans (i) and (ii) are secured by  
 -First pari passu charge on movable PPE and equitable mortgage of factory land & building of the plants at Behror, Samalkha, West Bengal and Bihar.  
 -Second pari passu charge by way of extension of charge on all the current assets of the Holding Company.

| Bank Name                     | Sanctioned Amount | Rate of Interest (p.a) | Effective rate (p.a) | Monthly principal repayment^ | Installment start date^ | As at March 31, 2023 | As at March 31, 2022 |
|-------------------------------|-------------------|------------------------|----------------------|------------------------------|-------------------------|----------------------|----------------------|
| HDFC Bank Limited             | 7,000.00          | 7.80%                  | 3.90%                | 145.83                       | July, 2022              | 3,937.00             | 5,687.50             |
| Axis Bank Limited             | 10,000.00         | 7.70%                  | 3.85%                | 2.08                         | April, 2023             | -                    | 100.00               |
| Axis Bank Limited             | 9,000.00          | 7.70%                  | 3.85%                | 93.75                        | January, 2023           | 2,993.67             | 4,118.75             |
| ICICI Bank Limited            | 10,000.00         | 8.95%                  | 8.95%                | 10.41                        | October, 2024           | 500.00               | -                    |
| ICICI Bank Limited            | 2,500.00          | 8.95%                  | 8.95%                | 36.94                        | June, 2024              | 1,530.00             | -                    |
| SVC Co-operative Bank Limited | 5,000.00          | 9.50%                  | 9.50%                | 166.66                       | September, 2024         | 2,000.00             | -                    |
| Kotak Mahindra Bank Limited   | 6,500.00          | 8.85%                  | 4.43%                | 116.67                       | March, 2023             | 4,083.33             | 5,483.33             |

^ The above loans are repayable in 48 equal installments post availing one year moratorium.

c. Short term borrowings interest rate is N/A as on March 31, 2024 ( March 31, 2023 8.90 % p.a).

d. Cash credit is secured by first pari passu charge by way of hypothecation of entire present and future current assets including stocks and book debts and second pari passu charge by way of extension of charge on all the PPE of the Holding Company including equitable mortgage of factory land & building at Behror, Samalkha, West Bengal and Bihar and letter of comfort from Chandbagh Investments Limited. Rate of interest of cash credit has range of 8.15% - 9.25% p.a (March 31, 2023 8.10% - 9.00%)

**Note 15 - Lease liabilities**

| Particulars               | As at March 31, 2024 |               | As at March 31, 2023 |               |
|---------------------------|----------------------|---------------|----------------------|---------------|
|                           | Non current          | Current       | Non current          | Current       |
| Buildings (refer note 37) | 659.16               | 456.17        | 1,117.23             | 387.49        |
| <b>Total</b>              | <b>659.16</b>        | <b>456.17</b> | <b>1,117.23</b>      | <b>387.49</b> |

**Globus Spirits Limited**
**Notes forming part of the Consolidated financial statements for the year ended March 31, 2024**

All amounts are in ₹ Lacs, unless otherwise stated

**Note 16 - Provisions**

| Particulars              | As at March 31, 2024 |               | As at March 31, 2023 |               |
|--------------------------|----------------------|---------------|----------------------|---------------|
|                          | Non current          | Current       | Non current          | Current       |
| Gratuity (refer note 41) | 652.98               | 5.53          | 455.74               | 136.19        |
| Other provisions         | -                    | 395.81        | -                    | 354.24        |
| <b>Total</b>             | <b>652.98</b>        | <b>401.34</b> | <b>455.74</b>        | <b>490.43</b> |

| Other provisions                                 | Provision against customer contracts |
|--|--------------------------------------|
| <b>Balance at April 1, 2022</b>                  | <b>373.39</b>                        |
| Provision made during the year                   | 18.02                                |
| Provision written back/ utilised during the year | 37.17                                |
| <b>Balance at March 31, 2023</b>                 | <b>354.24</b>                        |
| <b>Balance at April 1, 2023</b>                  | <b>354.24</b>                        |
| Provision made during the year                   | 41.55                                |
| Provision written back/ utilised during the year | -                                    |
| <b>Balance at March 31, 2024</b>                 | <b>395.78</b>                        |

\* It includes provision for non supply of rectified spirits amounting to Rs. 66.14 lakhs (Previous year: Rs. 66.14 lakhs), provision against customer contracts for excess price charged as per approved excise price amounting to Rs. 283 lakhs (Previous year: Rs. 283 lakhs), and other provisions amounting to Rs. 46.64 lakhs (Previous year: Rs. 41.54 lakhs).

**Note 17 - Deferred tax liabilities (net)**

| Particulars                              | As at March 31, 2024 | As at March 31, 2023 |
|--|----------------------|----------------------|
| Deferred tax assets (refer note 31)      | 656.81               | 841.11               |
| Deferred tax liabilities (refer note 31) | (9,063.01)           | (11,872.30)          |
| <b>Total</b>                             | <b>(8,406.20)</b>    | <b>(11,031.19)</b>   |

**Note 18 - Other liabilities**

| Particulars  | As at March 31, 2024 |                 | As at March 31, 2023 |                 |
|--|----------------------|-----------------|----------------------|-----------------|
|  | Non current          | Current         | Non current          | Current         |
| Subsidy received from ministry of new and renewable energy | 102.10               | 6.00            | 108.10               | 6.00            |
| Import duty grants   | 122.12               | 7.27            | 129.40               | 7.29            |
| Advances from customers (refer note 49)                    | -                    | 810.23          | -                    | 1,643.06        |
| Statutory liabilities                                      | -                    | 2,727.03        | -                    | 2,699.71        |
| Other liabilities  | -                    | 83.52           | -                    | 7.97            |
| <b>Total</b>   | <b>224.22</b>        | <b>3,634.05</b> | <b>237.50</b>        | <b>4,364.03</b> |

**Globus Spirits Limited**
**Notes forming part of the Consolidated financial statements for the year ended March 31, 2024**

All amounts are in ₹ Lacs, unless otherwise stated

**Note 19 - Trade payables**

| Particulars   | As at<br>March 31, 2024 | As at<br>March 31, 2023 |
|---|-------------------------|-------------------------|
| <b>Undisputed trade payables:</b>   |                         |                         |
| -Total outstanding dues of micro enterprises and small enterprises(MSME)(refer note 33) | 10,147.40               | 3,940.35                |
| -Total outstanding dues to creditors other than micro enterprises and small enterprises | 21,249.30               | 16,782.60               |
| <b>Total</b>  | <b>31,396.70</b>        | <b>20,722.95</b>        |

**Trade payables ageing as at March 31, 2024 and March 31, 2023**

| Particulars          | Outstanding for following periods from due date of payment |                  |                  |               |              |                   | Total            |
|----------------------|--|------------------|------------------|---------------|--------------|-------------------|------------------|
|                      | Unbilled   |                  | Less than 1 year | 1-2 years     | 2-3 years    | More than 3 years |                  |
| MSME                 | -  | 4,994.57         | 5,079.19         | 58.05         | 15.42        | 0.17              | <b>10,147.40</b> |
|                      | -  | <i>1,939.46</i>  | <i>1,984.69</i>  | <i>16.03</i>  | <i>0.17</i>  | -                 | <b>3,940.35</b>  |
| Other than MSME      | 1,705.98   | 7,952.33         | 11,371.15        | 137.85        | 52.00        | 29.99             | <b>21,249.30</b> |
|                      | <i>1,027.08</i>  | <i>6,667.42</i>  | <i>15,575.56</i> | <i>131.73</i> | <i>43.54</i> | <i>4.69</i>       | <b>23,450.02</b> |
| Total trade payables | <b>1,705.98</b>  | <b>12,946.90</b> | <b>16,450.34</b> | <b>195.90</b> | <b>67.42</b> | <b>30.16</b>      | <b>31,396.70</b> |
|                      | <i>1,027.08</i>  | <i>8,606.88</i>  | <i>17,560.25</i> | <i>147.76</i> | <i>43.71</i> | <i>4.69</i>       | <b>27,390.37</b> |

Note: Figures for the year ended March 31, 2023 are in italics

Trade payables are non interest bearing and are normally settled on 7-60 days term.

**Note 20 - Other financial liabilities**

| Particulars   | As at<br>March 31, 2024 | As at<br>March 31, 2023 |
|---|-------------------------|-------------------------|
| Security deposits from customers                                | 29.95                   | 59.36                   |
| Payables towards purchase of property, plant & equipment        | 947.93                  | 1,904.44                |
| Interest accrued but not due on borrowings                      | 101.96                  | 108.82                  |
| Unpaid dividend   | 5.53                    | 5.99                    |
| Employee related payable  | 667.65                  | 679.15                  |
| Interest payable to micro and small enterprises (refer note 33) | 42.00                   | -                       |
| Liabilities for trade spends                                    | 117.48                  | 200.00                  |
| <b>Total</b>  | <b>2,957.76</b>         | <b>2,957.77</b>         |

**Note 21 - Current tax liabilities (net)**

| Particulars  | As at<br>March 31, 2024 | As at<br>March 31, 2023 |
|--|-------------------------|-------------------------|
| Provision for income tax (net of advance tax including TDS receivables of Rs. 2,673.70 Lacs) (March 31, 2023 Rs. 2,719.50 Lacs) (refer note 8) | -                       | 964.21                  |
| <b>Total</b>   | <b>-</b>                | <b>964.21</b>           |

**Globus Spirits Limited**
**Notes forming part of the Consolidated financial statements for the year ended March 31, 2024**

All amounts are in ₹ Lacs, unless otherwise stated

**Note 22 - Revenue from operations**

| Particulars                                  | For the year ended<br>March 31, 2024 | For the year ended<br>March 31, 2023 |
|--|--------------------------------------|--------------------------------------|
| <b>Revenue from contract with customers*</b> |                                      |                                      |
| <b>(a) Sale of goods</b>                     | 3,13,031.67                          | 2,80,429.36                          |
| <b>(b) Rendering of services</b>             |                                      |                                      |
| Bottling and Cleaning Charges                | 1,538.77                             | 1,704.89                             |
| <b>Other operating Revenue</b>               |                                      |                                      |
| Duty drawback and other export incentives    | 152.09                               | 112.59                               |
| <b>Total</b>                                 | <b>3,14,722.53</b>                   | <b>2,82,246.84</b>                   |

\* Also refer note 50 for additional disclosure as per Indian Accounting Standard 115 - 'Revenue from Contracts with Customers' ("Ind AS 115")

**Note 23 - Other income**

| Particulars  | For the year ended<br>March 31, 2024 | For the year ended<br>March 31, 2023 |
|--|--------------------------------------|--------------------------------------|
| <b>(a) Interest income</b>   |                                      |                                      |
| Interest income earned on financial assets that are not designated as at fair value through profit or loss : |                                      |                                      |
| On financial assets carried at amortised cost  | 658.28                               | 491.19                               |
| <b>(b) Other non-operating income</b>  |                                      |                                      |
| (a) Foreign exchange gain (net)  | 83.89                                | 59.77                                |
| (b) Liabilities no longer required written back (net)  | 254.67                               | 186.68                               |
| (b) Others   | 356.10                               | 45.31                                |
| <b>Total</b>   | <b>1,352.94</b>                      | <b>782.95</b>                        |

**Note 24 - Cost of materials consumed**

| Particulars                                | For the year ended<br>March 31, 2024 | For the year ended<br>March 31, 2023 |
|--|--------------------------------------|--------------------------------------|
| <b>Raw materials and packing materials</b> |                                      |                                      |
| Opening stock                              | 4,442.06                             | 3,357.04                             |
| Add: Purchases                             | 1,68,056.24                          | 1,29,966.59                          |
|  | <b>1,72,498.30</b>                   | <b>1,33,323.63</b>                   |
| Less: Closing stock                        | (5,802.01)                           | (4,442.06)                           |
| <b>Total</b>                               | <b>1,66,696.29</b>                   | <b>1,28,881.57</b>                   |

**Note 24.1 - Particulars of raw materials consumed**

| Particulars  | For the year ended<br>March 31, 2024 | For the year ended<br>March 31, 2023 |
|--------------|--------------------------------------|--------------------------------------|
| Grain/Maize  | 1,47,100.64                          | 1,08,288.87                          |
| Others       | 19,595.65                            | 20,592.70                            |
| <b>Total</b> | <b>1,66,696.29</b>                   | <b>1,28,881.57</b>                   |

**Note 25 - Changes in inventory of finished goods, work in progress & stock in transit**

| Particulars   | For the year ended<br>March 31, 2024 | For the year ended<br>March 31, 2023 |
|---------------|--------------------------------------|--------------------------------------|
| Opening stock | 8,733.94                             | 5,947.78                             |
| Closing stock | (10,638.91)                          | (8,733.94)                           |
| <b>Total</b>  | <b>(1,904.97)</b>                    | <b>(2,786.16)</b>                    |



**Globus Spirits Limited**
**Notes forming part of the Consolidated financial statements for the year ended March 31, 2024**

All amounts are in ₹ Lacs, unless otherwise stated

**Note 26 - Excise duty**

| Particulars                  | For the year ended<br>March 31, 2024 | For the year ended<br>March 31, 2023 |
|------------------------------|--------------------------------------|--------------------------------------|
| Excise duty on sale of goods | 73,254.08                            | 71,340.85                            |
| <b>Total</b>                 | <b>73,254.08</b>                     | <b>71,340.85</b>                     |

**Note 27 - Employee benefits expenses**

| Particulars                                  | For the year ended<br>March 31, 2024 | For the year ended<br>March 31, 2023 |
|--|--------------------------------------|--------------------------------------|
| Salaries and wages                           | 6,950.85                             | 6,126.69                             |
| Employee stock option plan (refer note 45)   | 525.88                               | 83.62                                |
| Contribution to provident fund & other funds | 263.71                               | 228.20                               |
| Staff welfare expenses                       | 220.10                               | 84.33                                |
| <b>Total</b>                                 | <b>7,960.54</b>                      | <b>6,522.84</b>                      |

**Note 28 - Finance costs**

| Particulars                             | For the year ended<br>March 31, 2024 | For the year ended<br>March 31, 2023 |
|---|--------------------------------------|--------------------------------------|
| (a) Interest expense on amortised cost: |                                      |                                      |
| Term loans                              | 694.00                               | 715.18                               |
| Working capital loans                   | 1,558.41                             | 659.67                               |
| (b) Lease liabilities (refer note 37)   | 106.52                               | 117.01                               |
| (c) Others                              |                                      |                                      |
| Interest on MSME (refer note 33)        | 22.01                                | -                                    |
| Income tax                              | -                                    | 48.21                                |
| Bank charges                            | 277.97                               | 161.23                               |
| <b>Total</b>                            | <b>2,678.91</b>                      | <b>1,701.30</b>                      |

**Note 29 - Depreciation and amortisation expenses**

| Particulars  | For the year ended<br>March 31, 2024 | For the year ended<br>March 31, 2023 |
|--|--------------------------------------|--------------------------------------|
| Depreciation on property, plant and equipments         | 6,065.89                             | 5,179.84                             |
| Depreciation on right to use of assets (refer note 37) | 457.26                               | 416.53                               |
| Amortisation of intangible assets                      | 37.07                                | 36.66                                |
| <b>Total</b>   | <b>6,560.22</b>                      | <b>5,633.03</b>                      |

**Globus Spirits Limited**
**Notes forming part of the Consolidated financial statements for the year ended March 31, 2024**

All amounts are in ₹ Lacs, unless otherwise stated

**Note 30 - Other expenses**

| Particulars  | For the year ended<br>March 31, 2024 | For the year ended<br>March 31, 2023 |
|--|--------------------------------------|--------------------------------------|
| Power and fuel   | 24,541.86                            | 29,280.61                            |
| Bottling expenses/fees   | 8,942.90                             | 8,151.21                             |
| Freight and handling charges                                   | 5,851.79                             | 4,685.95                             |
| Marketing expenses   | 1,946.91                             | 2,181.45                             |
| Excise license, establishment and supervision fees             | 1,794.23                             | 1,103.45                             |
| Flour and pet coke feeding                                     | 1,179.11                             | 937.09                               |
| Travelling and conveyance                                      | 961.17                               | 799.24                               |
| Consumption of lab chemicals and enzymes                       | 696.17                               | 764.75                               |
| Legal and professional   | 960.69                               | 746.37                               |
| Increase/ (decrease) of excise duty on inventory               | 90.20                                | 628.23                               |
| Expenditure on corporate social responsibility (refer note 34) | 478.71                               | 370.00                               |
| Repairs and maintenance - machinery                            | 1,964.67                             | 2,130.60                             |
| Repairs and maintenance - buildings                            | 425.03                               | 264.91                               |
| Repairs and maintenance - others                               | 192.42                               | 235.47                               |
| Insurance  | 395.65                               | 294.57                               |
| Security expenses  | 299.41                               | 232.01                               |
| Effluent disposal  | 118.86                               | 128.20                               |
| Rent (refer note 37)   | 195.07                               | 190.74                               |
| Payments to auditors (refer note 36)                           | 82.94                                | 83.16                                |
| Rates and taxes  | 204.68                               | 127.06                               |
| Communication  | 45.28                                | 50.46                                |
| Printing and stationery  | 31.91                                | 33.67                                |
| Donations and contributions                                    | 17.55                                | 3.61                                 |
| Subscription books & periodicals                               | 93.58                                | 40.15                                |
| Provision against doubtful advances                            | 95.15                                | 19.49                                |
| Miscellaneous expenses   | 173.41                               | 247.22                               |
| <b>Total</b>   | <b>51,779.36</b>                     | <b>53,729.66</b>                     |

**Note 31 - Tax expenses**

| Particulars   | For the period ended<br>March 31, 2024 | For the period ended<br>March 31, 2023 |
|---|--|--|
| <b>(a) Current tax</b>  |  |  |
| Current tax expenses  | 2,100.97                               | 3,639.12                               |
|   | <b>2,100.97</b>                        | <b>3,639.12</b>                        |
| <b>(b) Deferred tax charge</b>  |  |  |
| Current year  | (2,633.82)                             | 2,147.77                               |
|   | <b>(2,633.82)</b>                      | <b>2,147.77</b>                        |
| <b>Income tax recognised in consolidated statement of profit and loss (including OCI)</b>         | <b>(532.85)</b>                        | <b>5,786.89</b>                        |
| <b>The income tax expense for the year can be reconciled to the accounting profit as follows</b>  |  |  |
| Profit before tax   | 9,071.04                               | 18,006.69                              |
| Income tax expense #  | 2,283.00                               | 6,292.26                               |
| Effect of items that are not deductible in determining taxable profit                             | 134.30                                 | 170.10                                 |
| Effect of tax benefit on exempted income  | -                                      | (736.20)                               |
| Effect of change in tax rate on deferred tax  | (3,065.00)                             | -                                      |
| Others  | 114.86                                 | 60.72                                  |
| <b>Income tax expense recognised in consolidated statement of profit and loss (including OCI)</b> | <b>(532.84)</b>                        | <b>5,786.88</b>                        |

| (c) Income tax recognised in other comprehensive income (OCI)             |        |         |
|---|--------|---------|
| Remeasurement of defined benefit liabilities                              | 35.06  | (10.34) |
| Tax adjustment in respect of remeasurement of defined benefit liabilities | (8.83) | 3.61    |
|   | (8.83) | 3.61    |

# From the current financial year, the Company has decided to exercise the option permitted under section 115BAA of the Income Tax Act 1961 as introduced by the Taxation Laws (Amendment) Ordinance, 2019. Accordingly, the Company re-measured the deferred tax assets/liabilities on the basis of the rates prescribed in that section. This has resulted in a reversal of deferred tax liability to the extent of Rs. 3,003.50 lacs on account of re-measurement of deferred tax liability pertaining to previous period which has been recorded in the consolidated statement of profit and loss.

**Reconciliation of deferred tax Assest/liabilities (net):**

| Particulars  | Opening balance    | Recognised in statement of profit and loss | Recognised in other comprehensive income | Closing balance   |
|--|--------------------|--|--|-------------------|
| <b>As on March 31, 2024</b>                                      |                    |  |  |                   |
| <b>Tax effect of items constituting deferred tax assets</b>      |                    |  |  |                   |
| Provision for gratuity & payable                                 | 206.84             | (32.28)                                    | (8.83)                                   | 165.73            |
| Provision for the doubtful security                              | 4.89               | (1.37)                                     | -  | 3.52              |
| Provision for leave entitlement                                  | 3.10               | (3.10)                                     | -  | -                 |
| Other Provisions   | 56.96              | 85.53                                      | -  | 142.49            |
| Bonus Payable  | 11.55              | (11.55)                                    | -  | 0.00              |
| Provision for doubtful debts & normal advance & Capex advance    | 6.63               | 37.13                                      | -  | 43.75             |
| Provision for doubtful advances to vendor                        | 25.33              | 0.30                                       | -  | 25.63             |
| Lease Liability  | 525.81             | (245.10)                                   | -  | 280.71            |
| <b>Gross deferred tax Assets (a)</b>                             | <b>841.11</b>      | <b>(170.44)</b>                            | <b>(8.83)</b>                            | <b>661.83</b>     |
| <b>Tax effect of items constituting deferred tax liabilities</b> |                    |  |  |                   |
| Property, plant and equipment & intangible assets                | 11,079.10          | (2,650.35)                                 | -  | 8,428.75          |
| Right-of-use asset   | 489.11             | (239.90)                                   | -  | 249.21            |
| Others   | 304.09             | 85.99                                      | -  | 390.08            |
| <b>Gross deferred tax liability (b)</b>                          | <b>11,872.30</b>   | <b>(2,804.26)</b>                          | <b>-</b>                                 | <b>9,068.04</b>   |
| <b>Net deferred tax liability (a - b)</b>                        | <b>(11,031.19)</b> | <b>2,633.82</b>                            | <b>(8.83)</b>                            | <b>(8,406.21)</b> |

**Reconciliation of deferred tax Assest/liabilities (net):**

| Particulars  | Opening balance   | Recognised in statement of profit and loss | Recognised in other comprehensive income | Closing balance    |
|--|-------------------|--|--|--------------------|
| <b>As on March 31, 2023</b>                                      |                   |  |  |                    |
| <b>Tax effect of items constituting deferred tax assets</b>      |                   |  |  |                    |
| Provision for gratuity & payable                                 | 164.42            | 38.81                                      | 3.61                                     | 206.84             |
| Provision for the doubtful security                              | 4.89              | -  | -  | 4.89               |
| Provision for leave entitlement                                  | 2.40              | 0.70                                       | -  | 3.10               |
| Other Provisions   | 50.75             | 6.21                                       | -  | 56.96              |
| Bonus Payable  | 30.57             | (19.02)                                    | -  | 11.55              |
| Provision for doubtful debts & normal advance & Capex advance    | 8.49              | (1.86)                                     | -  | 6.63               |
| Provision for doubtful advances to vendor                        | 25.33             | -  | -  | 25.33              |
| Lease Liability  | 220.80            | 305.01                                     | -  | 525.81             |
| <b>Gross deferred tax Assets (a)</b>                             | <b>507.65</b>     | <b>329.85</b>                              | <b>3.61</b>                              | <b>841.11</b>      |
| <b>Tax effect of items constituting deferred tax liabilities</b> |                   |  |  |                    |
| Property, plant and equipment & intangible assets                | 8,924.92          | 2,183.80                                   | -  | 11,108.72          |
| Right-of-use asset   | 178.41            | 310.70                                     | -  | 489.11             |
| Others   | 291.35            | (16.88)                                    | -  | 274.47             |
| <b>Gross deferred tax liability (b)</b>                          | <b>9,394.68</b>   | <b>2,477.62</b>                            | <b>-</b>                                 | <b>11,872.30</b>   |
| <b>Net deferred tax liability (a - b)</b>                        | <b>(8,887.03)</b> | <b>(2,147.77)</b>                          | <b>3.61</b>                              | <b>(11,031.19)</b> |

**Note 32 - Contingent liabilities and commitments**

| Particulars  | As at March 31, 2023 | As at March 31, 2022 |
|--|----------------------|----------------------|
| <b>(a) Contingent liabilities*</b>   |                      |                      |
| Claims against the Company not acknowledged as debts   |                      |                      |
| (i) Excise duty####  | 180.81               | 180.81               |
| (ii) Goods and services tax **   | 3,449.50             | 3,443.27             |
| (iii) Haryana value added tax ***  | 1,084.01             | 1,084.01             |
| (iv) Income tax #  | 196.61               | 196.61               |
| (v) Service tax****  | 12.59                | 12.59                |
| Guarantees by bank on behalf of Group###   | -                    | -                    |
|  | <b>4,923.52</b>      | <b>4,917.29</b>      |
| <b>(b) Commitments</b>   |                      |                      |
| Estimated amount of contracts remaining to be executed on capital account and not provided for (net of capital advances) | 1,856.42             | 666.40               |
| <b>Total</b>   | <b>6,779.94</b>      | <b>5,583.69</b>      |

**Note:**

\* The above disclosure excludes an amount of Rs. 324.68 Lacs, wherein the demand is in respect of sales made by the Holding Company on behalf of its brand franchisees, and contractually, these brand franchises are required to reimburse the Holding Company for the liability, if any.

\*\* On June 26, 2020, Directorate General of Goods and Services Tax (GST) Intelligence (DGGI) carried out search and seizure proceedings at various premises of the Holding Company; at factories and at head office. Pursuant to this, during the FY 2020-2021 the Holding Company had deposited Rs. 1,989.97 lacs under protest towards GST which may arise on account of issue regarding classification of one of the items sold by the Holding Company (Animal Feed Supplement) for the period July 01, 2017 to December 31, 2020. The Holding Company had also filed a writ petition on February 17, 2021 before Hon'ble High Court of Delhi challenging the actions of DGGI and seeking refund of the amount deposited by the Holding Company.

Subsequently, DGGI issued summons dated October 01, 2021 to the authorized representatives of the Holding Company and The Ministry of Finance, Department of Revenue vide its Circular No. 163/19/2021-GST dated October 06, 2021 provided clarification on the classification of the said item. Pursuant to the summons and the aforesaid circular, during the FY 2021-2022 the Holding Company deposited Rs. 751.07 lacs under protest towards GST for the period January 01, 2021 to October 10, 2021 and started collecting and depositing GST under protest on the said item from its customers w.e.f October 11, 2021. During the current year, the Holding Company has also deposited Rs. 448.17 lacs towards interest and Rs. 254.06 lacs towards penalty on the above GST paid under protest for the period July 01, 2017 to October 10, 2021.

The amount of Goods and Services Tax deposited under protest (net of amount collected and deposited under protest) with the department aggregating to Rs. 3,443.27 lacs (previous year aggregating to Rs. 3443.27 lacs) have been disclosed as recoverable in note 9 to the financial statements. Basis the legal advice obtained by the management, that the circular issued by the Government is ultra vires the provisions of the GST laws, the Holding Company has filed a writ petition on January 18, 2022 challenging the constitutional validity of imposing GST on the said item before Hon'ble High Court of Delhi. Proceedings in respect of above matters are in progress before Hon'ble High Court of Delhi and on the basis of legal opinion obtained, the Management is confident that ultimately no liability will devolve on the Holding Company and it will be able to get the refund of GST amount including interest and penalty thereon from the GST Department which has been paid under protest.

\*\*\* The Holding Company has ongoing proceedings under Haryana Value Added Tax Act, 2003 in respect of Value Added Tax liability arising on account of issue regarding classification of one of the item sold by the Holding Company for the year 2010-11 to 2016-17 in Samalkha involving amount of Rs. 735 lacs and for the year 2010-11 to 2012-13 in Hisar involving amount of Rs. 326 lacs. The Holding Company has filed appeals against the demand orders received in respect of these proceedings, which are pending for disposal at various judicial forums. The Holding Company has already filed an appeal before appropriate authority dated November 14, 2019. Further, there is no update during the current year in the aforesaid matters.

\*\*\*\* The Holding Company received a tax demand of Rs. 68.60 lacs from the Office of Commissioner of Central Tax (CE & GST) on 31.03.2021. An appeal was filed with the Commissioner (Appeals), Panchkula, which on 09.02.2023, remanded the case for redetermination of tax liability. However, the adjudicating authority's revised order on 31.08.2023 maintained the original demand. A further appeal led to a reduction of the demand to Rs. 12.59 lacs by the Commissioner (Appeals) on 27.12.2023. This order was received on 09.01.2024.

# The Holding Company has ongoing proceedings under Income tax act, 1961 in respect of income tax liability arising on account of unexplained cash credit (cash deposited during demonitization period) under section 115BBE of Income tax act. The Holding Company has filed an appeal in the matter before CIT(A). ### Guarantees by bank on behalf of Holding Company as on March 31, 2024 are excluding performance guarantees of Rs. 5,115 lacs.

There has been no delay in transferring amounts, required to be transferred, to the Investor Education and Protection Fund by the Holding Company.

#### Out of 180.81 lakhs above, 142.05 lakhs pertains to FY 2004-05 to 2009-10 in which Company filed a writ against the demand raised by the Rajasthan Excise Department u/s 22 & 12 of the Rajasthan Excise Act, 1950 and Rules, 1956 of transport permit fee u/s 69 of the Rules for transportation / captive consumption of goods (Rectified Spirits used in the manufacture of liquor) within the factory premises. These matters are still pending for next hearing.

- 38.76 lakhs pertains to FY 1995-96 and FY 1996-97 where excise department provided a ratio of use of old and new glass bottles and provided with a penalty for excess of use of old bottles. The case is pending sine die.



**Globus Spirits Limited**
**Notes forming part of the Consolidated financial statements** for the year ended March 31, 2024

All amounts are in ₹ Lacs, unless otherwise stated

**Note 33 - Disclosures required under Section 22 of the Micro, Small and Medium Enterprises Development Act, 2006**

There are no dues to enterprises as defined under Micro, Small and Medium Enterprises Development Act, 2006 (MSMED Act, 2006). Further no interest has been paid under the terms of MSMED Act, 2006. Micro and Small Enterprises have been determined to the extent such parties have been identified on the basis of information collected by the Management.

| Particulars   | As at<br>March 31, 2024 | As at<br>March 31, 2023 |
|---|-------------------------|-------------------------|
| Principal amount remaining unpaid to any supplier as at the end of the year   | 10,147.40               | 3,940.35                |
| Interest due thereon remaining unpaid to any supplier as at the end of the year   | 42.01                   | -                       |
| The amount of interest paid along with the amounts of the payment made to the supplier beyond the appointed day                               | -                       | -                       |
| The amount of interest due and payable for the year   | 42.01                   | -                       |
| The amount of interest accrued and remaining unpaid at the end of the year  | 42.01                   | -                       |
| The amount of further interest due and payable even in the succeeding year, until such date when the interest dues as above are actually paid | -                       | -                       |

**Note 34 - Corporate social responsibility expenditure**

Gross amount required to be spent by the Group during the year Rs. 456.02 Lacs (March 31, 2023 Rs. 366.95 Lacs)

| Amount spent during the year on:            | For the year ended<br>March 31, 2024 | For the year ended<br>March 31, 2023 |
|---|--------------------------------------|--------------------------------------|
| (i) Construction / acquisition of any asset |                                      |                                      |
| - in cash                                   | -                                    | -                                    |
| - yet to be paid in cash                    | -                                    | -                                    |
|   | -                                    | -                                    |
| (ii) On purpose other than above            |                                      |                                      |
| - in cash                                   | 478.71                               | 370.00                               |
| - yet to be paid in cash                    | -                                    | -                                    |
|   | <b>478.71</b>                        | <b>370.00</b>                        |
| Unspent amount                              | -                                    | -                                    |
| <b>Total</b>                                | <b>478.71</b>                        | <b>370.00</b>                        |

| Particulars   | For the year ended<br>March 31, 2024   | For the year ended<br>March 31, 2023 |
|---|--|--------------------------------------|
| Amount required to be spent by Group during the year  | 456.02   | 366.95                               |
| Amount of expenditure incurred  | 478.71   | 370.00                               |
| Excess at the end of the year   | 22.69  | 3.05                                 |
| Nature of CSR activities  | Women Entrepreneurship Programme, Youth Skill and Education programmes                                 |                                      |
| Details of related party transactions, e.g., contribution to a trust controlled by the Holding Company in relation to CSR expenditure as per relevant Accounting Standard (Refer Note 44) | Inshakti Foundation(Formerly known as Grass Skills Foundation) and India Paryavaran Sahayak Foundation |                                      |

**Globus Spirits Limited**
**Notes forming part of the Consolidated financial statements** for the year ended March 31, 2024

All amounts are in ₹ Lacs, unless otherwise stated

**Note 35 - Earnings per share (EPS)**

| Particulars  |             | For the year ended<br>March 31, 2024 | For the year ended<br>March 31, 2023 |
|--|-------------|--------------------------------------|--------------------------------------|
| Profit for the year attributable to equity shareholders of the Company | Rs. in Lacs | 9,603.89                             | 12,219.80                            |
| Weighted average number of equity shares outstanding for basic EPS     | Numbers     | 2,88,10,489                          | 2,88,02,749                          |
| Basic EPS (face value - Rs. 10 per share)                              | Rs.         | 33.33                                | 42.43                                |
| Weighted average number of equity shares outstanding for diluted EPS   | Numbers     | 2,88,68,384                          | 2,88,23,033                          |
| Diluted EPS (face value - Rs. 10 per share)                            | Rs.         | 33.26                                | 42.39                                |

**Note 36 - Auditors' remuneration (excluding taxes)**

| Particulars                             | For the year ended<br>March 31, 2024 | For the year ended<br>March 31, 2023 |
|---|--------------------------------------|--------------------------------------|
| Statutory audit                         | 43.74                                | 50.00                                |
| Limited reviews                         | 31.50                                | 25.50                                |
| Certificates                            | -                                    | 3.00                                 |
| Reimbursement of out-of-pocket expenses | 6.70                                 | 4.66                                 |
| Others                                  | 1.00                                 | -                                    |
| <b>Total</b>                            | <b>82.94</b>                         | <b>83.16</b>                         |

**Note 37 : Leases**
**Asset taken on lease:**

The Group leases land and buildings. Generally, the Company is restricted from assigning and subleasing the leased assets. With the exception of short term lease, every lease is recognised in balance sheet as right to use and lease liability. Rental contracts are typically made for fixed periods of 3 to 8 years, but may have extension options. Land has a lease term of 99 years.

The RoU assets are as follows:

| Particulars  | As at<br>March 31, 2024 | As at<br>March 31, 2023 |
|--------------|-------------------------|-------------------------|
| Land         | 2,059.60                | 1,248.82                |
| Buildings    | 990.18                  | 1,399.70                |
| <b>Total</b> | <b>3,049.78</b>         | <b>2,648.52</b>         |

| Particulars              | As at<br>March 31, 2024 | As at<br>March 31, 2023 |
|--------------------------|-------------------------|-------------------------|
| <b>Lease liabilities</b> |                         |                         |
| Current                  | 456.17                  | 387.49                  |
| Non-current              | 659.16                  | 1,117.23                |
| <b>Total</b>             | <b>1,115.33</b>         | <b>1,504.72</b>         |

Note: The weighted average discount rate applied to lease liabilities as at April 1, 2023 is 8.00% for the remaining lease term.

**Amounts recognised in the statement of profit and loss**

The statement of profit or loss shows the following amounts relating to leases:

| Particulars  | For the year ended<br>March 31, 2024 | For the year ended<br>March 31, 2023 |
|--|--------------------------------------|--------------------------------------|
| <b>Amortisation of right-of-use assets (refer note 29)</b> |                                      |                                      |
| Land   | 26.79                                | 11.13                                |
| Buildings  | 430.47                               | 405.40                               |
| <b>Total</b>   | <b>457.26</b>                        | <b>416.53</b>                        |

| Particulars                      | For the year ended March 31, 2024 | For the year ended March 31, 2023 |
|----------------------------------|-----------------------------------|-----------------------------------|
| Interest expense (refer note 28) | 106.52                            | 122.21                            |

The total cash outflow for leases for the year ended March 31, 2024 was Rs. 495.91 Lacs (March 31, 2023 Rs. 483.07 Lacs)

Rent expense recorded for short-term leases was Rs. 195.07 Lacs for the year ended March 31, 2024 (March 31, 2023 Rs. 190.74 Lacs)

The details of contractual maturities of lease liabilities as at March 31, 2024 on an undiscounted basis are as follows:

| Particulars   | As at March 31, 2024 | As at March 31, 2023 |
|---|----------------------|----------------------|
| 1. Payable not later than 1 year                        | 530.02               | 515.97               |
| 2. Payable later than 1 year and not later than 5 years | 736.98               | 1,267.09             |
| <b>Total</b>  | <b>1,267.00</b>      | <b>1,783.06</b>      |

#### Extension and termination options

Extension and termination options are included in a number of property, plant and equipment leases across the Company. These are used to maximise operational flexibility in terms of managing the assets used in the Company's operations. The majority of extension and termination options held are exercisable only by the Company and not by the respective lessor.

#### Note 38 - Financial instruments by categories

The criteria for recognition of financial instruments is explained in significant accounting policies note 1.

| Particulars                  | As at March 31, 2024 |       |        | As at March 31, 2023 |       |        |
|------------------------------|----------------------|-------|--------|----------------------|-------|--------|
|                              | Amortised cost       | FVTPL | FVTOCI | Amortised cost       | FVTPL | FVTOCI |
| <b>Financial assets</b>      |                      |       |        |                      |       |        |
| Trade receivables            | 27,597.00            | -     | -      | 21,129.36            | -     | -      |
| Loans                        | 1.43                 | -     | -      | 1.76                 | -     | -      |
| Cash and cash equivalents    | 88.75                | -     | -      | 194.43               | -     | -      |
| Other bank balances          | 7,708.51             | -     | -      | 3,320.84             | -     | -      |
| Other financial assets       | 3,314.28             | -     | -      | 7,846.62             | -     | -      |
| <b>Total</b>                 | <b>38,709.97</b>     | -     | -      | <b>32,493.01</b>     | -     | -      |
| <b>Financial liabilities</b> |                      |       |        |                      |       |        |
| Borrowings                   | 31,782.11            | -     | -      | 27,567.21            | -     | -      |
| Trade payables               | 31,396.70            | -     | -      | 20,722.96            | -     | -      |
| Other financial liabilities  | 1,912.50             | -     | -      | 2,957.77             | -     | -      |
| Lease liabilities            | 1,115.33             | -     | -      | 1,504.72             | -     | -      |
| <b>Total</b>                 | <b>66,206.64</b>     | -     | -      | <b>52,752.65</b>     | -     | -      |

#### Note 38(b) - Fair value hierarchy

The following table provides fair value management hierarchy of the company's assets:

| Particulars  | Level 1 | Level 2 | Level 3          |
|--|---------|---------|------------------|
| <b>As on March 31, 2024</b>                                      |         |         |                  |
| <b>Assets for which fair values are disclosed (Note 38)</b>      |         |         |                  |
| Trade receivables  | -       | -       | 27,597.00        |
| Loans  | -       | -       | 1.43             |
| Cash and cash equivalents  | -       | -       | 88.75            |
| Other bank balances  | -       | -       | 7,708.51         |
| Other financial assets   | -       | -       | 3,314.28         |
| <b>Total</b>   |         |         | <b>38,709.97</b> |
| <b>Liabilities for which fair values are disclosed (Note 38)</b> |         |         |                  |
| Borrowings   | -       | -       | 31,782.11        |
| Trade payables   | -       | -       | 31,396.70        |
| Other financial liabilities                                      | -       | -       | 1,912.50         |
| Lease liabilities  | -       | -       | 1,115.33         |
| <b>Total</b>   |         |         | <b>66,206.64</b> |

| Particulars  | Level 1 | Level 2 | Level 3          |
|--|---------|---------|------------------|
| <b>As on March 31, 2023</b>                                      |         |         |                  |
| <b>Assets for which fair values are disclosed (Note 38)</b>      |         |         |                  |
| Trade receivables  | -       | -       | 21,129.36        |
| Loans  | -       | -       | 1.76             |
| Cash and cash equivalents  | -       | -       | 194.43           |
| Other bank balances  | -       | -       | 3,320.84         |
| Other financial assets   | -       | -       | 7,846.62         |
| <b>Total</b>   | -       | -       | <b>32,493.01</b> |
| <b>Liabilities for which fair values are disclosed (Note 38)</b> |         |         |                  |
| Borrowings   | -       | -       | 27,567.21        |
| Trade payables   | -       | -       | 20,722.96        |
| Other financial liabilities                                      | -       | -       | 2,957.77         |
| Lease liabilities  | -       | -       | 1,504.72         |
| <b>Total</b>   |         |         | <b>52,752.66</b> |

There have been no transfer between level 1, level 2 and level 3 during the year

Level 1 inputs are quoted prices (unadjusted) in active markets for identical assets or liabilities that the entity can access at the measurement date; Level 2 inputs are inputs, other than quoted prices included within Level 1, that are observable for the asset or liability, either directly or indirectly; and Level 3 inputs are unobservable inputs for the asset or liability.

#### C - Valuation techniques and processes used to determine fair value

Fair Value of unquoted investment is determined based on present value, calculated using generally accepted valuation principals.

The fair value of security deposit has been estimated using DCF model which consider certain assumptions viz. forecast cash flows, discount rate, credit risk and volatility.

The fair values of the Group's interest-bearing borrowings and loans are determined by using DCF method using discount rate that reflects the issuer's borrowing rate as at the end of the reporting period. The own non-performance risk as at 31 March 2024 was assessed to be insignificant.



## Globus Spirits Limited

### Notes forming part of the Consolidated financial statements for the year ended March 31, 2024

All amounts are in ₹ Lacs, unless otherwise stated

#### Note 39 - Capital management

The Group manages its capital to ensure that the Group will be able to continue as a going concern while maximising the return to stakeholders through the optimisation of the debt and equity balance.

For the purpose of the Group's capital management, capital includes equity capital, securities premium and all other equity reserves attributable to the equity shareholders.

The Group's risk management committee reviews the capital structure periodically. The committee considers the cost of capital and risks associated with the capital.

#### Gearing Ratio

| Particulars                                  | Note  | As at<br>March 31, 2024 | As at<br>March 31, 2023 |
|--|-------|-------------------------|-------------------------|
| Non current borrowings                       | 14    | 9,196.88                | 11,089.58               |
| Current maturities of non current borrowings | 14    | 5,873.56                | 4,300.00                |
| Current borrowings                           | 14    | 16,711.67               | 12,131.36               |
| Less : Cash and cash equivalents             | 12(a) | 88.75                   | 2,799.28                |
| Less : Other bank balance                    | 12(b) | 7,708.51                | 715.99                  |
| <b>Net Debt (a)</b>                          |       | <b>23,984.85</b>        | <b>24,005.67</b>        |
| Equity share capital                         | 13    | 2,882.26                | 2,880.28                |
| Other equity                                 | 13    | 94,557.42               | 85,782.95               |
| <b>Total Capital (b)</b>                     |       | <b>97,439.68</b>        | <b>88,663.23</b>        |
| <b>Gearing Ratio (a/b)</b>                   |       | <b>24.62%</b>           | <b>27.08%</b>           |

In order to achieve the overall objective, the Group's capital management, amongst other things, aims to ensure that it meets capital financial covenants attached to interest bearing loans and borrowings that defined capital structure requirements. There have been no breaches in the financial covenants of any interest bearing loans and borrowings in the current financial year.

#### Note 40 - Financial risk management

The Group is exposed to various financial risks arising from underlying operations and finance activities. The Group is primarily exposed to credit risk, liquidity risk and market risk.

Financial risk management within the Group is governed by policies and guidelines approved by the senior management and board of directors. These policies and guidelines cover credit risk, liquidity risk and market risk.

##### (a) Credit risk management

Credit risk refers to the risk that a counterparty will default on its contractual obligations resulting in financial loss to the Group if the counterparty defaults on its obligations.

The Group is exposed to credit risk from cash and cash equivalents, deposits with banks, trade receivables, loans and other financial assets measured at amortized cost.

##### i) Credit risk rating

The Group assesses and manages credit risk of financial assets based on following categories arrived on the basis of assumptions, inputs and factors specific to the class of financial assets.

- A: Low credit risk on financial reporting date
- B: Moderate credit risk
- C: High credit risk

The Group provides for expected credit loss based on the following:

| Asset group        | Basis of categorisation   | Provision for expected credit loss |
|--------------------|---|------------------------------------|
| Low credit risk    | Cash and cash equivalents, other bank balances, loans, trade receivable, investments and other financial assets | Life time expected credit loss     |
| Medium credit risk | Trade Receivable  | Life time expected credit loss     |

Assets are written off when there is no reasonable expectation of recovery, such as a debtor declaring bankruptcy or a litigation decided against the Group. The Group continues to engage with parties whose balances are written off and attempts to enforce repayment. There have been no cases of write off with the Group.

##### Cash and cash equivalents and bank balances :

Credit risk relating to cash and cash equivalents is considered negligible as counterparties are banks. The management considers the credit quality of deposits with such banks to be good and reviews the banking relationships on an on-going basis.

## Globus Spirits Limited

### Notes forming part of the Consolidated financial statements for the year ended March 31, 2024

All amounts are in ₹ Lacs, unless otherwise stated

#### Trade receivables :

Trade receivables are unsecured in nature and are derived from revenue earned from customers. To mitigate the credit risk related to trade receivables, the Group closely monitors the credit worthiness of the trade receivables through internal systems that are configured to define credit limits of customers, thereby, limiting the credit risk to pre-calculated amounts. The Group assesses increase in credit risk on an ongoing basis for amounts receivable that become 90 days past due and consider the default after assessment on case to case basis. Top five customers for the year ended March 31, 2024 constitutes 72% of net trade receivables (March 31, 2023: 69%). The Group evaluates the credit risk associated with trade receivables on a case-by-case basis. Historically, the Group has not experienced defaults or written off bad debts. Further the credit risk is increased if trade receivables are 30 days past due.

#### Loan and other financial assets measured at amortised cost:

Other financial assets measured at amortised cost includes loans and advances to employees, security deposits and others. Credit risk related to these other financial assets is managed by monitoring the recoverability of such amounts continuously.

#### The movement to allowance for credit impaired - security deposits as follows:

| Particulars               | As at<br>March 31, 2024 | As at<br>March 31, 2023 |
|---------------------------|-------------------------|-------------------------|
| Opening balance           | 14.00                   | 14.00                   |
| Addition during the year  | -                       | -                       |
| Deletion during the year  | -                       | -                       |
| <b>Balance at the end</b> | <b>14.00</b>            | <b>14.00</b>            |

#### Expected credit loss for trade receivables:

The Group recognises lifetime expected credit losses on trade receivables using a provision matrix. In accordance with Ind AS 109, the Group uses expected credit loss model to assess the impairment loss. The Group uses a provision matrix to compute the expected credit loss allowance of trade receivables. The provision matrix takes into account available external and internal credit risk factors such as default risk of industry, historical experience for customers etc. The expected credit loss as on March 31, 2024 is Rs. 173.85 Lacs (March 31, 2023: Rs. 177.38 Lacs). The movement to expected credit loss for trade receivables is as follows:

| Particulars               | As at<br>March 31, 2024 | As at<br>March 31, 2023 |
|---------------------------|-------------------------|-------------------------|
| Opening balance           | 177.38                  | 177.38                  |
| Addition during the year  | 65.79                   | 0.00                    |
| Deletion during the year  | 69.32                   | 0.00                    |
| <b>Balance at the end</b> | <b>173.85</b>           | <b>177.38</b>           |

#### (b) Liquidity risk management

Liquidity risk is the risk that the Group will encounter in meeting the obligations associated with its financial liabilities that are settled by delivering cash or another financial asset. The approach of the Group to manage liquidity is to ensure, as far as possible, that these will have sufficient liquidity to meet their respective liabilities when they are due, under both normal and stressed conditions, without incurring unacceptable losses or risk damage to their reputation. The working capital credit facilities are continuing facilities which are reviewed every year to ensure the availability of credit lines and borrowings facility on time. The Group also ensures that the long term funds requirements are met through adequate availability of long term capital (Debt & Equity).

| Particulars                        | As at<br>March 31, 2024 | As at<br>March 31, 2023 |
|------------------------------------|-------------------------|-------------------------|
| Total sanctioned limits from banks | 30,000.00               | 20,000.00               |
| Utilized                           | 16,711.67               | 9,631.36                |
| Unutilized                         | 13,288.33               | 10,368.64               |

#### (ii) Maturities of financial liabilities

The tables below analyse the Group's financial liabilities into relevant maturity groupings based on their contractual maturities. The amount disclosed in the table are the contractual undiscounted cash flow.

| Particulars                              | Upto 1 year      | Between 1 to 5 years | Over 5 years | Total            |
|--|------------------|----------------------|--------------|------------------|
| <b>As at March 31, 2024</b>              |                  |                      |              |                  |
| Borrowing *                              | 5,873.56         | 9,196.88             | -            | <b>15,070.44</b> |
| Trade payable                            | 31,396.70        | -                    | -            | <b>31,396.70</b> |
| Other financial liabilities              | 1,912.50         | -                    | -            | <b>1,912.50</b>  |
| Lease Liabilities                        | 456.17           | 659.16               | -            | <b>1,115.33</b>  |
| <b>Total non-derivatives liabilities</b> | <b>39,638.93</b> | <b>9,856.04</b>      | -            | <b>49,494.96</b> |
| <b>As at March 31, 2023</b>              |                  |                      |              |                  |
| Borrowing *                              | 6,800.00         | 11,115.81            | -            | <b>17,915.81</b> |
| Trade payable                            | 20,722.95        | -                    | -            | <b>20,722.95</b> |

**Globus Spirits Limited**
**Notes forming part of the Consolidated financial statements** for the year ended March 31, 2024

All amounts are in ₹ Lacs, unless otherwise stated

|  |                  |                  |   |                  |
|--|------------------|------------------|---|------------------|
| Other financial liabilities              | 2,957.77         | -                | - | <b>2,957.77</b>  |
| Lease Liabilities                        | 387.49           | 1,117.23         | - | <b>1,504.71</b>  |
| <b>Total non-derivatives liabilities</b> | <b>30,868.20</b> | <b>12,233.04</b> | - | <b>43,101.24</b> |

\* Excludes utilized working capital limit disclosed above under liquidity risk management.

**(c) Market risk**

Market risk is the risk that the fair value of future cash flows of a financial instrument will fluctuate because of changes in market prices. Market risk comprises three types of risk: interest rate risk, currency risk and credit risk. Financial instruments affected by market risk include deposits. The functional currency of the Company is Indian Rupee.

**i) Interest rate risk**

Interest rate risk is the risk that the fair value or future cash flows of a financial instrument will fluctuate because of changes in market interest rates. The Group's exposure to the risk of changes in market interest rates relates primarily to the long-term debt obligations (including current maturities of long-term borrowings) with floating interest rates.

The Group manages its interest rate risk by having a balanced portfolio of fixed and floating interest rates on borrowings.

| Particulars       | As on March 31, 2024 | As on March 31, 2023 |
|-------------------|----------------------|----------------------|
| <b>Borrowings</b> |                      |                      |
| From banks        | 31,782.11            | 27,567.21            |
| <b>Total</b>      | <b>31,782.11</b>     | <b>27,567.21</b>     |

**Interest rate sensitivity**

The following table demonstrates the sensitivity to a reasonably possible change in interest rates of loans and borrowings. With all other variables held constant, the Group's profit before tax is affected through the impact on floating rate borrowings, as follows:

| Currency | Increase/(decrease) in basis points | Effect on equity     |                      | Effect on profit before tax |                      |
|----------|-------------------------------------|----------------------|----------------------|-----------------------------|----------------------|
|          |                                     | As at March 31, 2024 | As at March 31, 2023 | As at March 31, 2024        | As at March 31, 2023 |
| INR      | +50 bps                             | 158.91               | 137.84               | 158.91                      | 137.84               |
| INR      | -50 bps                             | (158.91)             | (137.84)             | (158.91)                    | (137.84)             |

The assumed movement in basis points for the interest rate sensitivity analysis is based on the currently observable market environment, showing a significantly higher volatility than in prior years.

**Foreign Currency risk management**

Foreign currency risk also known as Exchange Currency Risk is the risk that the fair value or future cash flows of an exposure will fluctuate because of changes in foreign exchange rates. Foreign currency risk in the Company is attributable to Company's operating activities.

The carrying amounts of the Group's foreign currency denominated monetary assets and monetary liabilities at the end of the reporting period denominated in Rupees are as follows :

| Particulars  | Assets               |                      | Liabilities          |                      |
|--------------|----------------------|----------------------|----------------------|----------------------|
|              | As at March 31, 2024 | As at March 31, 2023 | As at March 31, 2024 | As at March 31, 2023 |
| SGD          | -                    | 7.95                 | -                    | -                    |
| USD          | 34.01                | 262.58               | -                    | -                    |
| <b>Total</b> | <b>34.01</b>         | <b>270.53</b>        | -                    | -                    |

**Foreign currency sensitivity analysis**

The Group is mainly exposed to USD.

The following table details the Group's sensitivity to a 1% increase and decrease in the Rupee against the foreign currency. The sensitivity analysis includes only outstanding foreign currency denominated monetary item as tabulated above and adjusts their translation at the period end for 1% change in foreign currency rates. A positive number indicates an increase in profit before tax or vice-versa.

| Particulars                                | For the year ended March 31, 2024 |               | For the year ended March 31, 2023 |               |
|--|-----------------------------------|---------------|-----------------------------------|---------------|
|  | strengthened by 1%                | weakens by 1% | strengthened by 1%                | weakens by 1% |
| Impact on profit for the year and equity * |                                   |               |                                   |               |
| SGD  | -                                 | -             | 0.08                              | (0.08)        |
| USD  | (2.29)                            | 2.29          | 2.63                              | (2.63)        |

\* Holding all other variables constant

**Forward foreign exchange contracts**

The Group does not have any foreign currency derivatives contracts outstanding as at March 31, 2024 and March 31, 2023.

**Globus Spirits Limited**
**Notes forming part of the Consolidated financial statements** for the year ended March 31, 2024

All amounts are in ₹ Lacs, unless otherwise stated

**Note 41 - Employee benefits plans**
**Defined benefits plans**

The The Group does not have any foreign currency derivatives contracts outstanding as at March 31, 2024 and March 31, 2023. 's gratuity scheme provides for lump sum payment to vested employees at retirement, death while in employment or on termination of employment of an amount equivalent to 15 days salary payable for each completed year of service or part thereof in excess of 6 months (subject to maximum of Rs. 20.00 lacs). Vesting occurs upon completion of 5 years of service. The present value of the defined benefit obligation and the related current service cost were measured using the Projected unit credit method with actuarial valuations being carried out at each balance sheet date.

| Particulars  | Gratuity             |                      |
|--|----------------------|----------------------|
|  | As at March 31, 2024 | As at March 31, 2023 |
| <b>Movement in the present value of defined benefit obligation (A)</b>   |                      |                      |
| 1. Present value of obligation as at the beginning of the year   | 591.93               | 470.52               |
| 2. Current service cost  | 107.59               | 97.55                |
| 3. Interest cost   | 43.57                | 33.78                |
| 4. Actuarial (gain) / losses arising from change in demographic assumption                                       | (1.37)               | 2.42                 |
| 5. Actuarial (gain) / losses arising from change in financial assumption   | 8.26                 | 12.92                |
| 6. Actuarial (gain) / losses arising from change in experience adjustments                                       | (43.33)              | (5.00)               |
| 7. Benefits paid   | (48.15)              | (20.26)              |
| <b>8. Present value of obligation as at the end of the year</b>  | <b>658.50</b>        | <b>591.93</b>        |
| <b>Liability recognized in the financial statement (A-B)</b>   | <b>658.50</b>        | <b>591.93</b>        |
| <b>Non Current</b>   | 652.98               | 455.74               |
| <b>Current</b>   | 5.53                 | 136.19               |
| <b>Main actuarial assumption</b>   |                      |                      |
| Discount rate  | 7.22%                | 7.36%                |
| Expected rate of increase in compensation levels   | 8.50%                | 8.50%                |
| Mortality rates inclusive of provision for disability (100% of Indian Assured Lives Mortality (IALM) (2012-14):- |                      |                      |
| Age upto 30 years  | 3.00%                | 3.00%                |
| Age from 31 to 44 years  | 2.00%                | 2.00%                |
| Age above 44 years   | 1.00%                | 1.00%                |
| Retirement age (years)   | 60                   | 60                   |

**Maturity profile of defined benefit obligation**

| Year           | As at March 31, 2024 | As at March 31, 2023 |
|----------------|----------------------|----------------------|
| 0 to 1 year    | 127.00               | 136.19               |
| 1 to 2 year    | 36.24                | 23.48                |
| 2 to 3 year    | 12.74                | 26.23                |
| 3 to 4 year    | 28.65                | 12.27                |
| 4 to 5 year    | 27.92                | 21.97                |
| 5 to 6 year    | 25.31                | 24.17                |
| 6 year onwards | 402.01               | 347.63               |



**Globus Spirits Limited**
**Notes forming part of the Consolidated financial statements** for the year ended March 31, 2024

All amounts are in ₹ Lacs, unless otherwise stated

| Particulars  | Gratuity                             |                                      |
|--|--------------------------------------|--------------------------------------|
|  | For the year ended<br>March 31, 2024 | For the year ended<br>March 31, 2023 |
| <b>Cost for the period</b>   |                                      |                                      |
| 1. Current service cost  | 107.59                               | 97.55                                |
| 2. Net interest cost   | 43.57                                | 33.78                                |
| <b>Total amount recognised in statement of profit or loss</b>              | <b>151.16</b>                        | <b>131.33</b>                        |
| <b>Re-measurements recognised in Other comprehensive income</b>            |                                      |                                      |
| 1. Actuarial gain / (losses) arising from change in demographic assumption | -                                    | 2.42                                 |
| 2. Actuarial gain / (losses) arising from change in financial assumptions  | 8.26                                 | 12.92                                |
| 3. Actuarial gain / (losses) arising from change in experience adjustments | (43.33)                              | (5.00)                               |
| <b>Total re-measurements included in Other Comprehensive Income</b>        | <b>35.07</b>                         | <b>(10.34)</b>                       |
| <b>Total amount recognised in statement of profit and loss</b>             | <b>116.09</b>                        | <b>141.67</b>                        |

**Sensitivity analysis of the defined benefit obligation**

The significant actuarial assumption for the determination of defined benefit obligations are discount rate and expected salary increase.

| Particulars   | Gratuity                             |                                      |
|---|--------------------------------------|--------------------------------------|
|   | For the year ended<br>March 31, 2024 | For the year ended<br>March 31, 2023 |
| <b>a) Impact of the change in discount rate *</b>   |                                      |                                      |
| Present value of obligation at the end of the year  | 659.88                               | 591.93                               |
| i). Impact due to increase of 0.50%                 | (30.31)                              | (27.93)                              |
| ii). Impact due to decrease of 0.50%                | 33.14                                | 27.07                                |
| <b>b) Impact of the change in salary increase *</b> |                                      |                                      |
| Present value of obligation at the end of the year  | 659.88                               | 591.93                               |
| i). Impact due to increase of 0.50%                 | 30.30                                | 24.98                                |
| ii). Impact due to decrease of 0.50%                | (27.93)                              | (26.35)                              |

Note: Sensitivities due to mortality &amp; withdrawals are not material &amp; hence impact for change due to these are not calculated.

**Previous years details of present value of defined benefit obligation and actuarial loss/ (gain) :**

| Assets/Liabilities   | March 31, 2024  | March 31, 2023  | March 31, 2022  | March 31, 2021  | March 31, 2020  |
|--|-----------------|-----------------|-----------------|-----------------|-----------------|
| Projected benefit obligation (PBO)                             | 658.51          | 591.93          | 470.52          | 449.85          | 393.91          |
| Plan assets  | -               | -               | -               | -               | -               |
| <b>Net Assets/ (Liabilities)</b>                               | <b>(658.51)</b> | <b>(591.93)</b> | <b>(470.52)</b> | <b>(449.85)</b> | <b>(393.91)</b> |
| Experience on actuarial gain/ (loss) for PBO and plan assets : | March 31, 2023  | March 31, 2023  | March 31, 2022  | March 31, 2021  | March 31, 2020  |
| On plan projected benefit obligation                           | (43.33)         | (5.00)          | (8.03)          | (9.56)          | (6.34)          |
| On plan assets   | -               | -               | -               | -               | -               |

**Defined contribution plans**

The Company makes contribution towards employees' provident fund and employees' deposit linked insurance scheme for qualifying employees. Under the schemes, the Company is required to contribute a specified percentage of payroll cost, as specified in the rules of the schemes, to these defined contribution schemes.

The Company has recognised for contributions to these plans in the statement of consolidated profit and loss as under :

| Particulars  | For the year ended<br>March 31, 2024 | For the year ended<br>March 31, 2023 |
|--|--------------------------------------|--------------------------------------|
| Company's contribution to provident fund and other funds | 263.71                               | 155.75                               |
| <b>Total</b>   | <b>263.71</b>                        | <b>155.75</b>                        |

**Globus Spirits Limited**
**Notes forming part of the Consolidated financial statements** for the year ended March 31, 2024

All amounts are in ₹ Lacs, unless otherwise stated

**Note 42 - Segment reporting**

The Group is engaged in the business of manufacture and sale of Indian Made Indian Liquor (IMIL), Indian Made Foreign Liquor (IMFL), Ethanol, Bulk Alcohol and Franchise Bottling. This is the only activity performed and is thus also the main source of risks and returns. The Group's segments as reviewed by the Chief Operating Decision Maker (CODM) does not result into identification of different ways / sources in to which they see the performance of the Group. Accordingly, the Group has a single reportable segment. Hence, the disclosure requirements in terms of Ind AS 108 "Operating Segments" are not applicable. Further the additional disclosures are provided in note 50.

**Note 43 - Information about major customer**

| Particulars   | For the year ended<br>March 31, 2024 | For the year ended<br>March 31, 2023 |
|---|--------------------------------------|--------------------------------------|
| Sale to customers contributing more than 10% to Company's revenue | 156734.63                            | 135403.84                            |
| <b>Total</b>  | <b>156734.63</b>                     | <b>135403.84</b>                     |

**Note 44 - Related party**
**Key management personnel and their relatives :**

Mr. Ajay Kumar Swarup, Managing Director  
 Mr. Shekhar Swarup, Joint Managing director  
 Dr. Bhaskar Roy, Executive Director and Chief Operating Officer  
 Mr. Nilanjan Sarkar, Chief Financial officer  
 Mr. Manik Lal Dutta, Executive Director (till July 31, 2022)  
 Ms. Devika Swarup, Head Development - Projects  
 Mr. Santosh Kumar Pattanayak, Company Secretary

**Enterprises over which key management personnel and / or their relatives exercise significant influence :**

Biotech India Limited  
 Rajasthan Distilleries Private Limited  
 ADL Agrotech Limited (Formerly known as Associated Distilleries Limited)  
 Rambagh Facility Services LLP  
 Rambagh Estate Private Limited  
 Chandbagh Investments Limited  
 Globus Infosys Private Limited  
 India Paryavaran Sahayak Foundation (IPSF)  
 Astral Capital Private Limited  
 J12 Consultancy and Ventures LLP

(i) Transactions with related parties

| Particulars                                | For the year ended March 31, 2024 | For the year ended March 31, 2023 |
|--|-----------------------------------|-----------------------------------|
| <b>Rent</b>                                |                                   |                                   |
| Rajasthan Distilleries Private Limited     | 94.38                             | 90.60                             |
| Biotech India Limited                      | 94.38                             | 90.60                             |
| ADL Agrotech Limited                       | 191.66                            | 174.24                            |
| Rambagh Estate Private Limited             | 11.59                             | 7.48                              |
| Rambagh Facility Services LLP              | 46.49                             | 30.99                             |
| <b>Strategic and Technical Consultancy</b> |                                   |                                   |
| Rambagh Facility Services LLP              | 40.00                             | 80.00                             |
| J12 Consultancy and Ventures LLP           | 62.50                             | -                                 |
| <b>Maintenance charges</b>                 |                                   |                                   |
| Rambagh Facility Services LLP              | 82.44                             | 68.05                             |
| <b>Security deposit given</b>              |                                   |                                   |
| Rambagh Facility Services LLP              | 29.18                             | 13.58                             |
| <b>CSR amount paid</b>                     |                                   |                                   |
| India Paryavaran Sahayak Foundation        | 200.00                            | 50.00                             |

'0' represent amount which is below the rounding off norms adopted by the Group.

Closing balances with related parties :

| Particulars                            | As at March 31, 2024 | As at March 31, 2023 |
|--|----------------------|----------------------|
| <b>Security deposit</b>                |                      |                      |
| ADL Agrotech Limited                   | 430.50               | 398.61               |
| Rajasthan Distilleries Private Limited | 35.50                | 38.05                |
| Biotech India Limited                  | 35.50                | 34.66                |
| Rambagh Facility Services LLP          | 29.18                | 25.58                |
| <b>Investment outstanding</b>          |                      |                      |
| India Paryavaran Sahayak Foundation    | 0.30                 | 0.30                 |

(ii) Transactions with key managerial personnel and their relatives:

| Particulars                              | For the year ended March 31, 2024 | For the year ended March 31, 2023 |
|--|-----------------------------------|-----------------------------------|
| <b>Managerial remuneration</b>           |                                   |                                   |
| Mr. Ajay Kumar Swarup                    | 543.75                            | 514.21                            |
| Mr. Shekhar Swarup                       | 487.50                            | 469.33                            |
| Ms. Devika Swarup                        | 42.12                             | 39.00                             |
| Dr. Bhaskar Roy                          | 101.38                            | 94.76                             |
| Mr. Manik Lal Dutta (till July 31, 2022) | -                                 | 20.67                             |
| Mr. Nilanjan Sarkar                      | 97.20                             | 90.00                             |
| Mr. Santosh Kumar Pattanayak             | 24.66                             | 22.92                             |

**Note 1:** All transactions to/from related parties are made on terms equivalent to those that prevail in arm's length transactions. Outstanding balances at the year-end are unsecured and settlement occurs in cash. For the year ended March 31, 2024, the Group has not recorded any impairment of receivables relating to amounts owed by related parties (March 31, 2023: Rs. Nil). This assessment is undertaken each financial year through examining the financial position of the related party and the market in which the related party operates.

Note 1: Certain KMPs also participate in post employment benefits plans provided by the Group. The amount in respect of these towards the KMPs can not be segregated as these are based on actuarial valuation for all employees of the Group.

Note 45 - Employee Stock Option Plan

The shareholders at Annual General Meeting held on September 24, 2021 approved an employee stock option scheme ("ESOP 2021") which provides the grant upto 2,87,992 options to eligible employees of the Company determined by Nomination and Remuneration Committee, which are convertible into equivalent number of equity shares of Rs. 10 each as per terms of scheme.

Under the employee share based payment plan ("Plan"), certain employees were granted stock options of Globus Spirits Limited ("GSL"). The plan was assessed, managed and administered by GSL. Plan granted to employees are equity-settled.

The Group applied Ind AS 102 - Share based payments to share based payment transactions. Pursuant to this standard, stock options granted to the employee by GSL were measured at fair value and recognised in the statement of consolidated profit and loss over the vesting period of the options and crediting other equity. The fair value of stock options was determined by the GSL using the Black Scholes option pricing model.

The movement in the stock options under the Plan, during the year, is set out below:

| Particulars                               | For the year ended 31 March, 2024 |                                       | For the year ended 31 March, 2023 |                                       |
|---|-----------------------------------|---------------------------------------|-----------------------------------|---------------------------------------|
|   | Number of option                  | Weighted average exercise price (Rs.) | Number of options                 | Weighted average exercise price (Rs.) |
| Outstanding at the beginning of the year  | 20,284                            | 10                                    | -                                 | -                                     |
| Granted during the year                   | 69,525                            | 10                                    | 20,284                            | 10                                    |
| Forfeited during the year                 | -                                 | -                                     | -                                 | -                                     |
| Exercised during the year                 | 19,884                            | 10                                    | -                                 | -                                     |
| Expired during the year                   | -                                 | -                                     | -                                 | -                                     |
| Outstanding at the end of the year        | 69,925                            | 10                                    | 20,284                            | 10                                    |
| <b>Exercisable at the end of the year</b> | <b>400</b>                        | <b>10</b>                             | <b>-</b>                          | <b>-</b>                              |

Employee stock compensation expense in relation to stock options granted to employees of the Company is Rs. 525.88 Lacs (Previous year Rs. 83.62 Lacs)

Employee stock compensation expense under the fair value method has been determined based on fair value of the stock options. The fair value of stock options was determined using the Black Scholes option pricing model with the following assumptions:

| Particulars   | Factors considered for fair valuation of options  |                    |                  |                  |
|---|---|--------------------|------------------|------------------|
|   | April 01, 2023  | September 01, 2023 | October 01, 2023 | October 13, 2023 |
| Grant date  |   |                    |                  |                  |
| Number of options granted   | 48450   | 2000               | 4400             | 14675            |
| Expected volatility   | 45.99%  | 43.23%             | 43.81%           | 38.34%           |
| Risk free interest rate   | 6.71%   | 6.67%              | 6.73%            | 6.76%            |
| Exercise price (Rs.)  | 10.00   | 10.00              | 10.00            | 10.00            |
| Expected dividend yield   | 0.71%   | 0.71%              | 0.71%            | 0.68%            |
| Life of options (year)  | 1.00  | 1.00               | 1.00             | 1.00             |
| Weighted average exercise price   | 10.00   | 10.00              | 10.00            | 10.00            |
| Weighted average fair value of options as at the grant date (Rs.)   | 776.00  | 877.00             | 859.00           | 835.00           |
| Expected Option Life  | The expected option life is assumed to be mid-way between the option vesting and expiry.  |                    |                  |                  |
| Expected Volatility   | Volatility was calculated using standard deviation of daily change in stock price. The historical period considered for volatility is matched with the life of options. |                    |                  |                  |
| Terms and conditions of eligibility of options in the current year and previous year  | Service based specified in grant letter   |                    |                  |                  |
| Model used  | Black-Scholes Method  |                    |                  |                  |
| Weighted average remaining contractual life (in days)   | March 31, 2024 - 57 days (previous year 180 days)   |                    |                  |                  |
| How expected volatility was determined, including an explanation of the extent to which expected volatility was based on historical volatility; and | The following factors have been considered:<br>(a) Share price (b) Exercise prices (c) Historical volatility<br>(d) Expected option life (e) Dividend Yield             |                    |                  |                  |
| Whether and how any other features of the option grant were incorporated into the measurement of fair value, such as a market condition.            |   |                    |                  |                  |



## Globus Spirits Limited

### Notes forming part of the Consolidated financial statements for the year ended March 31, 2024

All amounts are in ₹ Lacs, unless otherwise stated

#### Note 46 - Income tax

During the year ended March 31, 2023, the Income Tax Department had carried out search and seizure operation at the head office and other premises of the Holding Company from January 30, 2023 to February 03, 2023 under section 132 of the Income-tax Act, 1961 ('IT Act'). Subsequent to year end, the Holding Company has received assessment orders for the last 10 assessment years in the first week of April'24 disallowing certain expenses resulting in an aggregate tax impact of Rs. 5,649 lacs (including interest). The Holding Company has no tax demand for the AY 2014-15 to AY 2020-21 and for the remaining 3 years, the amount of tax demand is Rs. 4,093 lacs, out of which Rs. 532.49 lacs was paid as self-assessment tax during the quarter ended December 31, 2023. The Holding Company has filed an appeal u/s 246A of the IT Act for all the assessment years covered by the order and has paid Rs 2,511 lacs under protest. The Holding Company's management has appointed an independent firm to review these disallowances and report to Audit committee and the Holding Company has been legally advised that the tax demand may not be sustainable at the appellate forums. While the outcome is awaited, based on legal advice and Holding company's preliminary assessment, management has determined that no material adjustments are needed with respect to the aforementioned matter in consolidated financial statements.

#### Note 47 - Dividend paid & proposed dividend

The Holding Company has paid final dividend amounting to Rs. 1728.16 Lacs (Rs. 6 per equity share (par value of Rs. 10 each)), basis the dividend declared by the board of directors in their meeting held on May 25, 2023. The payment was made post approval by the shareholders in the Annual General Meeting (AGM) of the Holding Company. The dividend was paid on the 5th working day from the date of declaration of the final dividend by the shareholders in the AGM.

For the financial year 2023-24, the Board of Directors of the Holding Company recommended a final dividend of Rs. 3.50 per equity share (par value of Rs. 10 each). This payment is subject to the approval of shareholders in the AGM of the Holding Company. The dividend will be paid on the 5th working day from the date of declaration of the final dividend to the shareholders. The book closure date for the purpose of the payment of final dividend and AGM date will be announced in due course.

#### Note 48 - Additional disclosures

| Particulars  | Notes in financial statements  |
|--|--|
| Details of benami property held  | The Group does not have any benami property, where any proceeding has been initiated or pending against the Group for holding any benami property.   |
| Title deeds of immovable property not held in name of company  | The Group does not have any such property, where title deed is not registered in name of company.  |
| Willful defaulter  | The Group has not been declared a "Willful Defaulter" by any bank or financial institution (as defined under the Companies act, 2013) or consortium thereof, in accordance with the guidelines on Willful defaulter issued by Reserve Bank of India.   |
| Relationship with struck off companies   | The Group does not have any transactions with struck-off companies.  |
| Registration of charges or satisfaction with Registrar of Companies (ROC)                                  | The Group does not have any charges which are yet to be registered with ROC beyond the statutory period. In respect of borrowings repaid during the year, the Group is yet to receive no dues certificate from the banks, pending which, satisfaction of charges is yet to be registered with ROC.<br>The Group has ensured compliance with section 2(87) of the Companies act, 2013 read with Companies (Restriction on number of layers) Rules, 2017 ("Layering Rules") is not applicable. |
| Restriction on number of layers  | The Group have not traded or invested in crypto currency or virtual currency during the year.  |
| Details of crypto currency or virtual currency   | The Group have not advanced or loaned or invested funds to any other person or entity including foreign entities (Intermediaries) with the understanding that the intermediary shall directly or indirectly lend or invest in other persons or entities identified in any manner whatsoever by or on behalf of Company (Ultimate Beneficiaries); or provide any guarantee, security or the like to or on behalf of the ultimate beneficiaries.   |
| Utilisation of borrowed funds and share premium  | The Group have not received any fund from any person or entity, including foreign entities (Funding Party) with the understanding (whether recorded in writing or otherwise) that the Group shall: directly or indirectly lend or invest in other persons or entities identified in any manner whatsoever by or on behalf of funding party (Ultimate Beneficiaries); or provide any guarantee, security or the like to or on behalf of the ultimate beneficiaries.                           |
| Undisclosed income   | The Group does not have any transaction which is not recorded in the books of accounts that has been surrendered or disclosed as income during the year in the tax assessments under the Income Tax Act, 1961 (such as, search or survey or any other relevant provisions of the Income Tax Act, 1961)   |
| Core investment companies (CIC)  | The Group (as per the provisions of the Core Investment Companies (Reserve Bank) Directions, 2016) has one register CIC and one unregistered CIC as part of the Group.   |
| Revaluation of PPE or intangible assets  | The Group has not revalued its property, plant and equipment including right-of-use assets or intangible assets during the year.   |
| Loans or advances in the nature of loans are granted to promoters, Directors, KMPs and the related parties | There are no loans or advances in the nature of loans are granted to promoters, Directors, KMPs.   |
| Compliance with approved Scheme(s) of Arrangements   | No scheme of arrangements has been approved by the Competent Authority in term of sections 230 to 237 of the Companies Act, 2013, during the year.   |

## Globus Spirits Limited

### Notes forming part of the Consolidated financial statements for the year ended March 31, 2024

All amounts are in ₹ Lacs, unless otherwise stated

#### Note 49- Disclosure on revenue pursuant to Ind AS 115 - Revenue from contracts with customers

##### A. Reconciliation of reveue from sale of products and rendering of services with the contracted price

| Particulars                                   | For the year ended March 31, 2024 | For the year ended March 31, 2023 |
|---|-----------------------------------|-----------------------------------|
| Contracted price                              | 2,42,893.49                       | 211,950.98                        |
| Add: Excise duty                              | 73,254.08                         | 71,340.85                         |
| Less: Discounts and rebates etc.              | (1,577.14)                        | (1,157.58)                        |
| <b>Sale of products/rendering of services</b> | <b>3,14,570.43</b>                | <b>2,82,134.25</b>                |

##### B. Disaggregation of revenue

Set out below is the disaggregation of Company's revenue from contracts with customers:

##### Revenue from contracts with customers

| Particulars  | For the year ended March 31, 2024 | For the year ended March 31, 2023 |
|--|-----------------------------------|-----------------------------------|
| <b>i) Revenue from operations</b>                                  |                                   |                                   |
| <b>a) Sale of goods</b>  |                                   |                                   |
| Industrial alcohol   | 1,32,857.64                       | 107,754.98                        |
| Indian made indian liquor (Country liquor & Rajasthan made liquor) | 75,984.11                         | 70,894.57                         |
| Indian made foreign liquor (Foreign liquor)                        | 5,577.12                          | 5,073.13                          |
| Spent grain, Co2, Animal feed supplement dried, etc.               | 25,324.39                         | 25,353.26                         |
| Others   | 34.31                             | 12.58                             |
| Add: Excise duty collected   | 73,254.08                         | 71,340.85                         |
| <b>Sub total</b>   | <b>3,13,031.65</b>                | <b>2,80,429.37</b>                |
| <b>b) Rendering of services</b>                                    |                                   |                                   |
| Bottling income  | 1,538.77                          | 1,704.89                          |
| <b>Sub total</b>   | <b>1,538.77</b>                   | <b>1,704.89</b>                   |
| <b>Operating revenue</b>   | <b>3,14,570.42</b>                | <b>2,82,134.26</b>                |
| <b>ii) Other operating income</b>                                  |                                   |                                   |
| Duty drawback and other export incentives                          | 152.09                            | 112.59                            |
| <b>Total revenue covered under Ind AS 115 (refer note 22)</b>      | <b>3,14,722.51</b>                | <b>2,82,246.85</b>                |

##### C. Contract balances

The following table provides information about receivables and contract liabilities from contract with customers:

| Particulars                               | For the year ended March 31, 2024 | For the year ended March 31, 2023 |
|---|-----------------------------------|-----------------------------------|
| <b>Contract liabilities</b>               |                                   |                                   |
| Advance from customers                    | 810.23                            | 1,643.06                          |
| <b>Total</b>                              | <b>810.23</b>                     | <b>1,643.06</b>                   |
| <b>Receivables</b>                        |                                   |                                   |
| Trade receivables                         | 27,770.85                         | 21,148.33                         |
| Less: Allowances for expected credit loss | (173.85)                          | (177.38)                          |
| <b>Net receivables</b>                    | <b>27,597.00</b>                  | <b>20,970.95</b>                  |

Contract assets is the right to consideration in exchange for goods or services transferred to customer and Contract liabilities are contractual obligation to transfer the goods or services to customer against which the consideration has already been received

The amount receivables from customers become due after the expiry of credit period which ranges between 30-90 days on an average basis.

As a practical expedient provided in Ind AS 115.121, an entity has decided not to disclose the amount of the remaining performance obligations for contracts with original expected duration of less than one year or those that meet the requirements of the right to invoice practical expedient in Ind AS 115.B16

##### D. Movement in contractual liabilities during the year as follows:

| Particulars                        | For the year ended March 31, 2024 | For the year ended March 31, 2023 |
|------------------------------------|-----------------------------------|-----------------------------------|
| <b>Opening balance</b>             | <b>1,643.06</b>                   | <b>718.35</b>                     |
| Addition during the year           | 810.23                            | 1,643.06                          |
| Revenue recognised during the year | (1,643.06)                        | (718.35)                          |
| <b>Closing balance</b>             | <b>810.23</b>                     | <b>1,643.06</b>                   |

## Globus Spirits Limited

### Notes forming part of the Consolidated financial statements for the year ended March 31, 2024

All amounts are in ₹ Lacs, unless otherwise stated

#### E. Movement in unbilled reveue:

| Particulars                              | For the year ended<br>March 31, 2024 | For the year ended<br>March 31, 2023 |
|--|--------------------------------------|--------------------------------------|
| <b>Opening balance</b>                   | 307.14                               | 64.61                                |
| Addition during the year                 | 107.16                               | 429.20                               |
| Deletion/Invoices issued during the year | 402.70                               | 186.67                               |
| <b>Closing balance</b>                   | <b>11.60</b>                         | <b>307.14</b>                        |

#### F. Information about geographical structure:

The following information discloses revenue from external customers based on geographical areas:

##### Revenue from external customers:

| Particulars   | For the year ended<br>March 31, 2024 | For the year ended<br>March 31, 2023 |
|---------------|--------------------------------------|--------------------------------------|
| India         | 3,07,656.61                          | 2,77,008.72                          |
| Outside India | 7,065.91                             | 5,238.13                             |
| <b>Total</b>  | <b>3,14,722.52</b>                   | <b>2,82,246.85</b>                   |

#### G. Information about timing:

##### Timing of revenue recognition

|  |                    |                    |
|--|--------------------|--------------------|
| Services/products transferred at a point in time | 3,14,722.52        | 2,82,246.85        |
|  | <b>3,14,722.52</b> | <b>2,82,246.85</b> |

The Group has all the revenue from short term contracts and there are no long term contracts available with the Group

#### Note 50 - Standards notified but not yet effective

There are no standards that are notified and not yet effective as on date.

#### Note 51 - Subsequent Events

All events or transactions that have taken place between March 31, 2024 and date of signing of the consolidated financial statements and for which the Indian Accounting Standard 10 – 'Events after the Reporting Period' ("Ind AS 10") requires disclosure/adjustment are disclosed and/or adjusted in the consolidated financial statements.

#### Note 52 - Approval of consolidated financial statements

These consolidated financial statements were approved for issue by the Board of Directors on May 30, 2024.

#### Note 53 - Audit trail

The Ministry of Corporate Affairs (MCA) has prescribed a new requirement for companies under the proviso to Rule 3(1) of the Companies (Accounts) Rules, 2014 inserted by the Companies (Accounts) Amendment Rules 2021 requiring companies, which uses accounting software for maintaining its books of account, shall use only such accounting software which has a feature of recording audit trail of each and every transaction, creating an edit log of each change made in the books of account along with the date when such changes were made and ensuring that the audit trail cannot be disabled.

The Holding Company uses an accounting software for maintenance of books of account. Once the financial entries are posted in accounting software, no changes are allowed to already posted transactions. Also, in case of cancellation/reversal of already posted entries, separate entries are created in the application.

Further, the database of the accounting software is operated by a third-party software service provider and information on the availability of audit trail (edit log) feature is not covered in the 'Independent Service Auditor's Assurance Report on the Description of Controls, their Design and Operating Effectiveness' ('Type 2 report' issued in accordance with SAE 3000 (Revised), Assurance Engagements Other than Audits or Reviews of Historical Financial Information) at the database level. The Holding Company has migrated to a new accounting software with effect from 1 April 2024 and will include the database of audit trail functionality in the next year's Type 2 report.

The subsidiary company has used an accounting software for maintaining its books of account which does not have feature of recording audit trail (edit log) facility.

## Globus Spirits Limited

### Notes forming part of the Consolidated financial statements for the year ended March 31, 2024

All amounts are in ₹ Lacs, unless otherwise stated

#### Note 54 - Reconciliation of liabilities from financing activities

Effective April 1, 2017, the Group adopted the amendment to Ind AS-7, which require the entities to provide disclosures that enable users of financial statements to evaluate changes in liabilities arising from financing activities, including both changes arising from cash flows and non-cash changes, suggesting inclusion of a reconciliation between the opening and closing balances in the consolidated balance sheet for liabilities arising from financing activities, to meet the disclosure requirements. The required disclosure is presented below:

| Particulars   | As on<br>April 01, 2023 | Cash flows | Non cash changes |            |         | As on<br>March 31, 2024 |
|---|-------------------------|------------|------------------|------------|---------|-------------------------|
|   |                         |            | Interest expense | New leases | Others  |                         |
| Non current borrowings (including current maturities) | 17,915.81               | (2,875.47) | -                | -          | 30.10   | 15,070.44               |
| Current borrowings                                    | 9,651.40                | 7,080.31   | -                | -          | (20.04) | 16,711.67               |
| Lease liabilities                                     | 1,504.72                | (495.91)   | 106.52           | -          | -       | 1,115.33                |

| Particulars   | As on<br>April 01, 2022 | Cash flows | Non cash changes |            |        | As on<br>March 31, 2023 |
|---|-------------------------|------------|------------------|------------|--------|-------------------------|
|   |                         |            | Interest expense | New leases | Others |                         |
| Non current borrowings (including current maturities) | 12,415.80               | 5,473.78   | -                | -          | 26.23  | 17,915.81               |
| Current borrowings                                    | 4,982.93                | 4,648.41   | -                | -          | 20.06  | 9,651.40                |
| Lease liabilities                                     | 547.07                  | (483.07)   | 117.01           | 1,323.71   | -      | 1,504.72                |

#### Note 55 - Following subsidiaries have been considered in the preparation of the consolidated financial statements

| Name of Company                 | Relationship | Country of incorporation | Ownership held by      | As at<br>March 31, 2024 | As at<br>March 31, 2023 |
|---------------------------------|--------------|--------------------------|------------------------|-------------------------|-------------------------|
| Bored Beverages Private Limited | Subsidiary   | India                    | Globus Spirits Limited | 38.08%                  | 0.00%                   |

#### Additional information, as required under schedule III to the Companies Act, 2013 of Entities Consolidated

| Name of the Entity   | Net assets                        |                  | Share in profit or loss (Profit after tax) |                 | Share in other comprehensive income               |              | Share in total comprehensive income  |                 |
|--|-----------------------------------|------------------|--|-----------------|---|--------------|--------------------------------------|-----------------|
|  | As a % of consolidated net assets | Amount           | As a % of consolidated profit or (loss)    | Amount          | As a % of other consolidated comprehensive income | Amount       | As a % of total comprehensive income | Amount          |
| <b>Parent</b>  |                                   |                  |  |                 |   |              |                                      |                 |
| Globus Spirits Limited                                       |                                   |                  |  |                 |   |              |                                      |                 |
| Balance as at March 31, 2024                                 | 99.72%                            | 97,164.05        | 100.74%                                    | 9,674.88        | 100.00%   | 26.24        | 100.74%                              | 9,701.12        |
| <b>Subsidiary</b>  |                                   |                  |  |                 |   |              |                                      |                 |
| <b>Indian</b>  |                                   |                  |  |                 |   |              |                                      |                 |
| Bored Beverages Private Limited                              |                                   |                  |  |                 |   |              |                                      |                 |
| Balance as at March 31, 2024                                 | 0.31%                             | 301.61           | (0.74%)                                    | (70.63)         | -   | -            | (0.73%)                              | (70.63)         |
| <b>Add/(Less): Eliminations arising out of consolidation</b> |                                   |                  |  |                 |   |              |                                      |                 |
| Balance as at March 31, 2024                                 | (0.03%)                           | (25.07)          | (0.00%)                                    | (0.36)          | 0.00%   | -            | (0.00%)                              | (0.36)          |
| <b>Total</b>   |                                   |                  |  |                 |   |              |                                      |                 |
| Balance as at March 31, 2024                                 | 100.00%                           | <b>97,440.59</b> | 100.00%                                    | <b>9,603.89</b> | 100.00%   | <b>26.24</b> | 100.00%                              | <b>9,630.13</b> |

- As the acquisition in subsidiary is made during the year ended March 31, 2024, Hence the consolidated financial statements are prepared for the first time during the current period i.e. March 31, 2024.



## Globus Spirits Limited

### Notes forming part of the Consolidated financial statements for the year ended March 31, 2024

All amounts are in ₹ Lacs, unless otherwise stated

#### Note 56 - Previous year's figures

In accordance with the principles of Indian Accounting Standard 8 - 'Accounting Policies, Changes in Accounting Estimates and Errors' ("Ind AS 8"), the comparative financial information for the year ended 31 March 2023 included in these financial statements, have been restated on account of correction of following reclassification/ regrouping errors:

Reclassification of financial information of previous year ended March 31, 2023:

| Particulars              | From                                       | To  | Amount   | Note reference |
|--------------------------|--|---|----------|----------------|
| Current assets           | Cash and cash equivalents                  | Other bank balances   | 2,604.85 | Note 1         |
| Non- current assets      | Right to use of assets                     | Property, plant and equipments  | 175.04   | Note 2         |
| Non- current liabilities | Lease liabilities                          | Borrowings  | 26.23    | Note 2         |
| Current liabilities      | Lease liabilities                          | Borrowings  | 20.05    | Note 2         |
| Current liabilities      | Trade payables                             | Other financial liabilities   | 679.15   | Note 3         |
| Expenses                 | Other expenses                             | Cost of materials consumed  | 1,962.68 | Note 4         |
| Expenses                 | Cost of materials consumed                 | Changes in inventories of finished goods and work in progress               | 362.85   | Note 5         |
| Non- current assets      | Other financial assets - security deposits | Other financial assets - bank deposits with maturity of more than 12 months | 274.84   | Note 6         |

*Note 1: Pertains to reclassification of deposits made with bank having original maturity more than 3 months from cash and cash equivalent to bank balance other than cash and cash equivalent.*

*Note 2: Pertains to regrouping of carrying value of Motor vehicles purchased by the Company from right of use assets to property, plant and equipment and the carrying value of loan obtained from the bank to purchase such motor vehicles from lease liability to borrowings.*

*Note 3: Pertains to reclassification of contractual obligations towards employee dues from trade payable to other financial liabilities*

*Note 4: Pertains to regrouping of freight inward charges from other expenses to cost of material consumed*

*Note 5: Pertains to regrouping of changes in inventories of work in progress from cost of material consumed to changes in inventories of finished goods and work in progress.*

*Note 6: Pertains to reclassification of deposits made with bank having maturity of more than 12 months from security deposit to bank deposit with maturity of more than 12 months within non-current other financial assets.*

#### Note 57 - Additional disclosures

| Particulars   | Notes in financial statements  |
|---|--|
| Details of benami property held   | The Company does not have any benami property, where any proceeding has been initiated or pending against the Company for holding any benami property.   |
| Title deeds of immovable property not held in name of company             | The Company does not have any such property, where title deed is not registered in name of company.  |
| Willful defaulter   | The Company has not been declared a "Willful Defaulter" by any bank or financial institution (as defined under the Companies act, 2013) or consortium thereof, in accordance with the guidelines on Willful defaulter issued by Reserve Bank of India.   |
| Relationship with struck off companies                                    | The Company does not have any transactions with struck-off companies.  |
| Registration of charges or satisfaction with Registrar of Companies (ROC) | The Company does not have any charges which are yet to be registered with ROC beyond the statutory period. In respect of borrowings repaid during the year, the Company is yet to receive no dues certificate from the banks, pending which, satisfaction of charges is yet to be registered with ROC.   |
| Restriction on number of layers   | The Company has ensured compliance with section 2(87) of the Companies act, 2013 read with Companies (Restriction on number of layers) Rules, 2017 ("Layering Rules") is not applicable.   |
| Details of crypto currency or virtual currency                            | The Company have not traded or invested in crypto currency or virtual currency during the year.  |
| Utilisation of borrowed funds and share premium                           | The Company have not advanced or loaned or invested funds to any other person or entity including foreign entities (Intermediaries) with the understanding that the intermediary shall directly or indirectly lend or invest in other persons or entities identified in any manner whatsoever by or on behalf of Company (Ultimate Beneficiaries); or provide any guarantee, security or the like to or on behalf of the ultimate beneficiaries. |

## Globus Spirits Limited

### Notes forming part of the Consolidated financial statements for the year ended March 31, 2024

All amounts are in ₹ Lacs, unless otherwise stated

|  |  |
|--|--|
|  | The Company have not received any fund from any person or entity, including foreign entities (Funding Party) with the understanding (whether recorded in writing or otherwise) that the Company shall: directly or indirectly lend or invest in other persons or entities identified in any manner whatsoever by or on behalf of funding party (Ultimate Beneficiaries); or provide any guarantee, security or the like to or on behalf of the ultimate beneficiaries. |
| Undisclosed income   | The Company does not have any transaction which is not recorded in the books of accounts that has been surrendered or disclosed as income during the year in the tax assessments under the Income Tax Act, 1961 (such as, search or survey or any other relevant provisions of the Income Tax Act, 1961)   |
| Core investment companies (CIC)  | The Group (as per the provisions of the Core Investment Companies (Reserve Bank) Directions, 2016) has one register CIC and one unregistered CIC as part of the Group.   |
| Revaluation of PPE or intangible assets  | The Company has not revalued its property, plant and equipment including right-of-use assets or intangible assets during the year.   |
| Loans or advances in the nature of loans are granted to promoters, Directors, KMPs and the related parties | There are no loans or advances in the nature of loans are granted to promoters, Directors, KMPs.   |
| Compliance with approved Scheme(s) of Arrangements   | No scheme of arrangements has been approved by the Competent Authority in term of sections 230 to 237 of the Companies Act, 2013, during the year.   |

Summary of material accounting policy information

**For Walker Chandio & Co LLP**  
Chartered Accountants  
Firm's Registration Number : 001076N/N500013

**Arun Tandon**  
**Partner**  
Membership No. 517273

Place : New Delhi  
Date : May 30, 2024

**For and on behalf of the Board of Directors**

**Ajay K. Swarup**  
**Managing Director**  
DIN-00035194

**Nilanjan Sarkar**  
**Chief Financial Officer**

Place : New Delhi  
Date : May 30, 2024

**Shekhar Swarup**  
**Joint Managing Director**  
DIN-00445241

**Santosh Kumar Pattanayak**  
**Company Secretary**  
ACS-18721

**Bhaskar Roy**  
**Executive Director**  
DIN-02805627

# Independent Auditor's Report

## Report on the Standalone Financial Statements

To the Members of Globus Spirits Limited

### Report on the Audit of the Standalone Financial Statements

#### Qualified Opinion

- We have audited the accompanying standalone financial statements of Globus Spirits Limited ('the Company'), which comprise the Balance Sheet as at 31 March 2024, the Statement of Profit and Loss (including Other Comprehensive Income), the Statement of Cash Flow and the Statement of Changes in Equity for the year then ended, and notes to the standalone financial statements, including material accounting policy information and other explanatory information.
- In our opinion and to the best of our information and according to the explanations given to us, except for the possible effects of the matter described in the Basis for Qualified Opinion section of our report, the aforesaid standalone financial statements give the information required by the Companies Act, 2013 ('the Act') in the manner so required and give a true and fair view in conformity with the Indian Accounting Standards ('Ind AS') specified under section 133 of the Act read with the Companies (Indian Accounting Standards) Rules, 2015 and other accounting principles generally accepted in India, of the state of affairs of the Company as at 31 March 2024, and its profit (including other comprehensive income), its cash flows and the changes in equity for the year ended on that date.

#### Basis for Qualified Opinion

- As stated in Note 47 to the standalone financial statements, the Income Tax Department had carried out search and seizure operation at the head office and other premises of the Company between 30 January 2023 to 03 February 2023. Subsequent to year end, the Company has received assessment orders for last 10 assessment years alleging certain disallowances resulting in an aggregate tax demand

of Rs. 3,561 lakhs (including interest and penalties thereon). As stated in the note, the Company's management has filed an appeal u/s 246A of the Income Tax Act for all the assessment years covered by the order. Company's management has appointed an independent firm to review these additions. Pending completion of the said review, the Company's management is currently unable to determine whether further adjustments or disclosures, if any, are required to be made to the standalone financial statements.

Consequently, we were unable to assess the extent of the adjustments to be recognised or disclosures to be made, if any, and the consequential impact on the standalone financial statements as at and for the year ended 31 March 2024.

- We conducted our audit in accordance with the Standards on Auditing specified under section 143(10) of the Act. Our responsibilities under those standards are further described in the Auditor's Responsibilities for the Audit of the Standalone Financial Statements section of our report. We are independent of the Company in accordance with the Code of Ethics issued by the Institute of Chartered Accountants of India ('ICAI') together with the ethical requirements that are relevant to our audit of the financial statements under the provisions of the Act and the rules thereunder, and we have fulfilled our other ethical responsibilities in accordance with these requirements and the Code of Ethics. We believe that the audit evidence we have obtained is sufficient and appropriate to provide a basis for our qualified opinion.

#### Key Audit Matters

- Key audit matters are those matters that, in our professional judgment, were of most significance in our audit of the standalone financial statements of the current year. These matters were addressed in the context of our audit of the financial statements as a whole, and in forming our opinion thereon, and we do not provide a separate opinion on these matters.

- In addition to the matter described in the Basis for Qualified Opinion section, we have determined the matters described below to be the key audit matters to be communicated in our report.

| Key audit matter  | How our audit addressed the key audit matter   |
|---|--|
| <p><b>A. Indirect Tax Litigation (Goods &amp; Services Tax (GST) case)</b></p> <p>Refer note 1.3(XI) to the accompanying Standalone financial statements for the accounting policy on Contingent Liabilities. As described in note 32 to the Standalone financial statements, the Company has an ongoing litigation with respect to GST which is pending adjudication.</p> <p>Significant judgement is applied by the management in application and interpretation of tax laws and judicial pronouncements, and evaluating the likely outcome / or timing of the cash outflows, to determine whether the related obligation, if any, requires recognition of a provision or a disclosure as a contingent liability in accordance with principles enunciated in Ind AS 37, Provisions, Contingent Liabilities and Contingent Assets ('Ind AS 37').</p> <p>Accordingly, considering the significance of amount involved, the uncertainties involved and use of significant management judgement in determining the likely outcome of the litigation as explained above, we have determined this to be a key audit matter.</p>   | <p>Our audit procedures to address this key audit matter included, but were not limited to the following:</p> <ol style="list-style-type: none"> <li>Obtained an understanding of the Company's process for evaluating the outcome of litigations, including assessment of accounting treatment as per Ind AS 37.</li> <li>Evaluated the design and tested the operating effectiveness of key controls implemented by the management relating to aforesaid process.</li> <li>Obtained and reviewed management's evaluation on the expected outcome of the litigation including legal advice obtained by management from an external indirect tax expert and correspondences with the concerned authorities.</li> <li>Assessed the objectivity and competence of the external tax expert engaged by the management.</li> <li>Involved auditor's tax experts to understand the current status of the matter, review the legal/tax advice obtained by the management and assist in evaluating the tax position taken by management by applying and interpreting tax laws, relevant judicial pronouncements and available precedents to challenge management's assumptions in estimating the possible outcome of the ongoing proceedings.</li> <li>Assessed the adequacy and appropriateness of the disclosures made in the Standalone financial statements in accordance with the applicable accounting standards.</li> </ol>   |
| <p><b>B. Revenue Recognition</b></p> <p>Refer note 1.3(II) to the accompanying Standalone financial statements for the accounting policy on revenue recognition and note 22 for the details of revenue recognised during the year.</p> <p>The Company derives its revenue from sale of liquor products to a wide range of customers through a network of distributors and state government corporations.</p> <p>Ind AS 115, Revenue from Contracts with Customers ('Ind AS 115'), requires management to make certain key judgements, such as, identification of performance obligations in contracts with customers, determination of transaction price for the contract and assessment of satisfaction of the performance obligations under each contract representing the transfer of control of the products sold to the customers, including state government corporations.</p> <p>Given to significance of amount involved, multiplicity of the Company's products, volume of sales transactions, size of distribution network, nature of customers and varied terms of contracts with different customers, revenue recognition is determined to be an area involving significant risk in line with the requirements of the Standards on Auditing and hence, necessitated significant auditor attention.</p> <p>Due to the extent of industry knowledge and skills required to design and execute audit procedures to address the risks of material misstatement and management judgments involved in assessing appropriateness of revenue recognition, the matter is considered as a key audit matter in the current year audit.</p> | <p>Our audit procedures with respect to revenue recognition included, but were not limited, to the following:</p> <ol style="list-style-type: none"> <li>Understood the process of revenue recognition and evaluated the appropriateness of the accounting policy adopted by the management on revenue recognition including determination of transaction price and satisfaction of performance obligations and transfer of control in accordance with Ind AS 115;</li> <li>Evaluated the design and tested the operating effectiveness of key internal controls around revenue recognition;</li> <li>On a sample basis, tested revenue transactions recorded during the year, and transactions recorded in specific period before and after year end, basis inspection of supporting documents such as purchase orders, price lists, proof of dispatch and delivery including regulatory documents used for movement of liquor as per applicable regulations, invoices, to assess the appropriateness of identification of performance obligations, determination of transaction price, including allocation thereof to performance obligations and identification of the point of revenue recognition, in order to ensure revenue is recorded with the correct amount and in the correct period; and</li> <li>Assessed the adequacy and appropriateness of the disclosures made in the accompanying Standalone financial statements in respect of revenue recognition in accordance with the applicable accounting standards.</li> </ol> |



### Information other than the Financial Statements and Auditor's Report thereon

7. The Company's Board of Directors are responsible for the other information. The other information comprises the information included in the Annual report but does not include the standalone financial statements and our auditor's report thereon.

Our opinion on the standalone financial statements does not cover the other information and we do not express any form of assurance conclusion thereon.

In connection with our audit of the standalone financial statements, our responsibility is to read the other information and, in doing so, consider whether the other information is materially inconsistent with the standalone financial statements or our knowledge obtained in the audit or otherwise appears to be materially misstated.

If, based on the work we have performed, we conclude that there is a material misstatement of this other information, we are required to report that fact. As described in the Basis for Qualified Opinion section above, we were unable to assess the extent of the adjustments to be recognised or disclosures to be made, if any, and the consequential impact of the Income Tax Department search and seizure operation on the standalone financial statements. We have concluded that the other information is materially misstated for the same reason with respect to the amounts or other items in the Annual Report affected by Income Tax Department search and seizure operation.

### Responsibilities of Management and Those Charged with Governance for the Standalone Financial Statements

8. The accompanying standalone financial statements have been approved by the Company's Board of Directors. The Company's Board of Directors are responsible for the matters stated in section 134(5) of the Act with respect to the preparation and presentation of these standalone financial statements that give a true and fair view of the financial position, financial performance including other comprehensive income, changes in equity and cash flows of the Company in accordance with the Ind AS specified under section 133 of the Act and other accounting principles generally accepted in India. This responsibility also includes maintenance of adequate accounting records in accordance with the provisions of the Act for safeguarding of the assets of the Company and for preventing and detecting frauds and other irregularities; selection and application of appropriate accounting policies; making judgments and estimates that are

reasonable and prudent; and design, implementation and maintenance of adequate internal financial controls, that were operating effectively for ensuring the accuracy and completeness of the accounting records, relevant to the preparation and presentation of the financial statements that give a true and fair view and are free from material misstatement, whether due to fraud or error.

9. In preparing the financial statements, the Board of Directors is responsible for assessing the Company's ability to continue as a going concern, disclosing, as applicable, matters related to going concern and using the going concern basis of accounting unless the Board of Directors either intends to liquidate the Company or to cease operations, or has no realistic alternative but to do so.

10. The Board of Directors is also responsible for overseeing the Company's financial reporting process.

### Auditor's Responsibilities for the Audit of the Standalone Financial Statements

11. Our objectives are to obtain reasonable assurance about whether the financial statements as a whole are free from material misstatement, whether due to fraud or error, and to issue an auditor's report that includes our opinion. Reasonable assurance is a high level of assurance, but is not a guarantee that an audit conducted in accordance with Standards on Auditing will always detect a material misstatement when it exists. Misstatements can arise from fraud or error and are considered material if, individually or in the aggregate, they could reasonably be expected to influence the economic decisions of users taken on the basis of these financial statements.

12. As part of an audit in accordance with Standards on Auditing, specified under section 143(10) of the Act we exercise professional judgment and maintain professional skepticism throughout the audit. We also:

- Identify and assess the risks of material misstatement of the financial statements, whether due to fraud or error, design and perform audit procedures responsive to those risks, and obtain audit evidence that is sufficient and appropriate to provide a basis for our opinion. The risk of not detecting a material misstatement resulting from fraud is higher than for one resulting from error, as fraud may involve collusion, forgery, intentional omissions, misrepresentations, or the override of internal control;
- Obtain an understanding of internal control relevant to

the audit in order to design audit procedures that are appropriate in the circumstances. Under section 143(3) (i) of the Act we are also responsible for expressing our opinion on whether the Company has adequate internal financial controls with reference to financial statements in place and the operating effectiveness of such controls;

- Evaluate the appropriateness of accounting policies used and the reasonableness of accounting estimates and related disclosures made by management;
- Conclude on the appropriateness of Board of Directors' use of the going concern basis of accounting and, based on the audit evidence obtained, whether a material uncertainty exists related to events or conditions that may cast significant doubt on the Company's ability to continue as a going concern. If we conclude that a material uncertainty exists, we are required to draw attention in our auditor's report to the related disclosures in the financial statements or, if such disclosures are inadequate, to modify our opinion. Our conclusions are based on the audit evidence obtained up to the date of our auditor's report. However, future events or conditions may cause the Company to cease to continue as a going concern; and
- Evaluate the overall presentation, structure and content of the financial statements, including the disclosures, and whether the financial statements represent the underlying transactions and events in a manner that achieves fair presentation.

13. We communicate with those charged with governance regarding, among other matters, the planned scope and timing of the audit and significant audit findings, including any significant deficiencies in internal control that we identify during our audit.

14. We also provide those charged with governance with a statement that we have complied with relevant ethical requirements regarding independence, and to communicate with them all relationships and other matters that may reasonably be thought to bear on our independence, and where applicable, related safeguards.

15. From the matters communicated with those charged with governance, we determine those matters that were of most significance in the audit of the financial statements of the current period and are therefore the key audit matters. We describe these matters in our auditor's report unless law or regulation precludes public disclosure about the matter or when, in extremely rare circumstances, we determine

that a matter should not be communicated in our report because the adverse consequences of doing so would reasonably be expected to outweigh the public interest benefits of such communication.

### Other Matter

16. The standalone financial statements of the Company for the year ended 31 March 2023 were audited by the predecessor auditor, Deloitte Haskins & Sells, who have expressed an unmodified opinion on those standalone financial statements vide their audit report dated 25 May 2023.

### Report on Other Legal and Regulatory Requirements

17. As required by section 197(16) of the Act based on our audit, we report that the Company has paid remuneration to its directors during the year in accordance with the provisions of and limits laid down under section 197 read with Schedule V to the Act.

18. As required by the Companies (Auditor's Report) Order, 2020 ("the Order") issued by the Central Government of India in terms of section 143(11) of the Act we give in the Annexure A, a statement on the matters specified in paragraphs 3 and 4 of the Order, to the extent applicable.

19. Further to our comments in Annexure A, as required by section 143(3) of the Act based on our audit, we report, to the extent applicable, that:

- a) We have sought and except for the matter described in the Basis for Qualified Opinion section, obtained all the information and explanations which to the best of our knowledge and belief were necessary for the purpose of our audit of the accompanying standalone financial statements;
- b) In our opinion, proper books of account as required by law have been kept by the Company so far as it appears from our examination of those books and except for the possible effect of the matter described in Basis for Qualified Opinion section and except for the matters stated in paragraph 19(i)(vi) below on reporting under Rule 11(g) of the Companies (Audit and Auditors) Rules, 2014 (as amended).
- c) The standalone financial statements dealt with by this report are in agreement with the books of account;
- d) Except for the possible effects of the matter described in the Basis for Qualified Opinion section, in our opinion, the aforesaid standalone financial statements comply with Ind AS specified under section 133 of the Act;

- e) The matters described in paragraph 3 under the Basis for Qualified Opinion section, in our opinion, may have an adverse effect on the functioning of the Company;
- f) On the basis of the written representations received from the directors and taken on record by the Board of Directors, none of the directors is disqualified as on 31 March 2024 from being appointed as a director in terms of section 164(2) of the Act;
- g) The modification relating to the maintenance of accounts and other matters connected therewith are as stated in paragraph 19(b) above on reporting under section 143(3)(b) of the Act and paragraph 19(i)(vi) below on reporting under Rule 11(g) of the Companies (Audit and Auditors) Rules, 2014 (as amended);
- h) With respect to the adequacy of the internal financial controls with reference to financial statements of the Company as on 31 March 2024 and the operating effectiveness of such controls, refer to our separate report in Annexure B wherein we have expressed a modified opinion; and
- i) With respect to the other matters to be included in the Auditor's Report in accordance with rule 11 of the Companies (Audit and Auditors) Rules, 2014 (as amended), in our opinion and to the best of our information and according to the explanations given to us: Except for the possible effects of the matters described in paragraph 3 of the Basis for Qualified Opinion section, the Company, as detailed in note 32 to the standalone financial statements, has disclosed the impact of pending litigations on its financial position as at 31 March 2024;
- i. The Company did not have any long-term contracts including derivative contracts for which there were any material foreseeable losses as at 31 March 2024;
- ii. There were no amounts which were required to be transferred to the Investor Education and Protection Fund by the Company during the year ended 31 March 2024;
- iii. a. The management has represented that, to the best of its knowledge and belief, as disclosed in note 49 to the standalone financial statements, no funds have been advanced or loaned or invested (either from borrowed funds or securities premium or any other sources or kind of funds) by the Company to or in any

person(s) or entity(ies), including foreign entities ('the intermediaries'), with the understanding, whether recorded in writing or otherwise, that the intermediary shall, whether, directly or indirectly lend or invest in other persons or entities identified in any manner whatsoever by or on behalf of the Company ('the Ultimate Beneficiaries') or provide any guarantee, security or the like on behalf the Ultimate Beneficiaries;

- b. The management has represented that, to the best of its knowledge and belief, as disclosed in note 49 to the standalone financial statements, no funds have been received by the Company from any person(s) or entity(ies), including foreign entities ('the Funding Parties'), with the understanding, whether recorded in writing or otherwise, that the Company shall, whether directly or indirectly, lend or invest in other persons or entities identified in any manner whatsoever by or on behalf of the Funding Party ('Ultimate Beneficiaries') or provide any guarantee, security or the like on behalf of the Ultimate Beneficiaries; and
- c. Based on such audit procedures performed as considered reasonable and appropriate in the circumstances, nothing has come to our notice that has caused us to believe that the management representations under sub-clauses (a) and (b) above contain any material misstatement.
- iv. The final dividend paid by the Company during the year ended 31 March 2024 in respect of such dividend declared for the previous year is in accordance with section 123 of the Act to the extent it applies to payment of dividend.
- As stated in note 48 to the accompanying standalone financial statements, the Board of Directors of the Company have proposed final dividend for the year ended 31 March 2024 which is subject to the approval of the members at the ensuing Annual General Meeting. The dividend declared is in accordance with section 123 of the Act to the extent it applies to declaration of dividend.
- v. As stated in Note 53 to the standalone financial statements and based on our examination which included test checks, except for instance

mentioned below, the Company, in respect of financial year commencing on 1 April 2023, has used an accounting software for maintaining its books of account which has a feature of recording audit trail (edit log) facility and the same has been operated throughout the year for all relevant transactions recorded in the software. Further, during the course of our audit we did not come across any instance of audit trail feature being tampered with, other than the consequential impact of the exception given below.

| Nature of exception noted  | Details of Exception   |
|--|--|
| Instances of accounting software maintained by a third party where we are unable to comment on the audit trail feature | The accounting software used for maintenance of books of account of the Company is operated by a third party software service provider. The 'Independent Service Auditor's Assurance Report on the Description of Controls, their Design and Operating Effectiveness' ('Type 2 report' issued in accordance with ISAE 3000 (Revised), Assurance Engagements Other than Audits or Reviews of Historical Financial Information) does not comment on existence of audit trail (edit logs) for any direct changes made at the database level. Accordingly, we are unable to comment on whether audit trail feature with respect to the database of the said software was enabled and operated throughout the year. |

For **Walker Chandiok & Co LLP**

Chartered Accountants

Firm's Registration No.: 001076N/N500013

**Arun Tandon**

Partner

Membership No.: 517273

**UDIN:** 24517273BKEXFO1657

**Place:** New Delhi

**Date:** 30 May 2024

**Annexure A referred to in paragraph 18 of the Independent Auditor's Report of even date to the members of Globus Spirits Limited on the standalone financial statements for the year ended 31 March 2024**

In terms of the information and explanations sought by us and given by the Company and the books of account and records examined by us in the normal course of audit and to the best of our knowledge and belief, we report that:

- (i) a) (A) The Company has maintained proper records showing full particulars, including quantitative details and situation of property, plant and equipment, capital work-in-progress and relevant details of right-of-use assets.
- (B) The Company has maintained proper records showing full particulars of intangible assets.
- b) The Company has a regular programme of physical verification of its property, plant and equipment under which the assets are physically verified in a phased manner over a period of 3 years, which in our opinion, is reasonable having regard to the size of the Company and the nature of its assets. In accordance with this programme, certain property, plant and equipment were verified during the year and no material discrepancies were noticed on such verification.
- c) The title deeds of all the immovable properties held by the Company (other than properties where the Company is the lessee and the lease agreements are duly executed in favour of the lessee), disclosed in Note 2(a) to the standalone financial statements, are held in the name of the Company. For title deeds of immovable properties in the nature of land and building which have been mortgaged as security for loans or borrowings taken by the Company, confirmations with respect to title of the Company have been directly obtained by us from the respective lenders.

| Particulars | Gross Block as on 31 March 2024 (in lacs) |
|-------------|---|
| Land        | 3,848.12                                  |
| Building    | 11,583.28                                 |

- d) The Company has adopted cost model for its Property, Plant and Equipment (including right-of-use assets) and intangible assets. Accordingly, reporting under clause 3(i)(d) of the Order is not applicable to the Company.
- e) No proceedings have been initiated or are pending against the Company for holding any benami property under the Prohibition of Benami Property Transactions Act, 1988 (as amended) and rules made thereunder.



(ii) a) The management has conducted physical verification of inventory at reasonable intervals during the year, except for goods-in-transit. In our opinion, the coverage and procedure of such verification by the management is appropriate and no discrepancies of 10% or more in the aggregate for each class of inventory were noticed as compared to book records.

b) As disclosed in Note 14 to the standalone financial statements, the Company has been sanctioned a working capital limit in excess of Rs. 500 lakhs by banks based on the security of current assets during the year. The quarterly returns/statements, in respect of the working capital limits have been filed by the Company with such banks or financial institutions and such returns/statements are in agreement with the books of account of the Company for the respective periods, which were subject to review.

(amount in lacs)

| Name of the Bank   | Working capital limit sanctioned                    | Nature of current assets offered as security | Quarter | Information disclosed as per return | Information as per books of accounts | Difference  |
|--|---|--|---------|-------------------------------------|--------------------------------------|-------------|
| 1. Axis Bank<br>2. SBI Bank<br>3. HDFC Bank<br>4. Kotak Bank<br>5. HSBC Bank | 1. 5000<br>2. 6000<br>3. 6500<br>4. 2500<br>5. 5000 | Inventory                                    | Jun-23  | 11,343.21                           | 19,526.00                            | (8,182.79)  |
|  |   | Trade receivable                             |         | 18,820.97                           | 21,511.00                            | (2,690.03)  |
|  |   | Trade payable                                |         | 8,594.59                            | 21,205.00                            | (12,610.41) |
|  |   | Inventory                                    | Sep-23  | 24,601.31                           | 27,324.00                            | (2,722.69)  |
|  |   | Trade receivable                             |         | 24,601.31                           | 15,780.00                            | 8,821.31    |
|  |   | Trade payable                                |         | 14,911.77                           | 23,300.00                            | (8,388.23)  |
|  |   | Inventory                                    | Dec-23  | 13,907.62                           | 15,724.00                            | (1,816.38)  |
|  |   | Trade receivable                             |         | 28,058.86                           | 29,437.00                            | (1,378.14)  |
|  |   | Trade payable                                |         | 18,555.02                           | 28,683.00                            | (10,127.98) |
|  |   | Inventory                                    | Mar-24  | 16,708.64                           | 18,872.00                            | (2,163.36)  |
|  |   | Trade receivable                             |         | 25,971.71                           | 27,560.68                            | (1,588.97)  |
|  |   | Trade payable                                |         | 18,280.97                           | 31,389.18                            | (13,108.21) |

(iii) The Company has not made investments in firms, limited liability partnerships or any other parties during the year. The Company has also not provided any guarantee or security or granted any loans or advances in the nature of loans to firms or limited liability partnerships during the year. Further, the Company has made investment and provided loan to company during the year, in respect of which:

(a) The Company has provided loans to Subsidiaries and Others during the year as per details given below:

(amount in lacs)

| Particulars   | Loans |
|---|-------|
| Aggregate amount provided/granted during the year:                      |       |
| - Subsidiaries  | 30.00 |
| - Employees   | 5.85  |
| Balance outstanding as at balance sheet date in respect of above cases: |       |
| - Employees   | 1.43  |

(b) The Company has not provided any guarantee or given any security or advances in the nature of loans

during the year. However, the Company has made investment in One entity amounting to Rs. 377.33 lacs (year-end balance Rs. 377.33 lacs) in our opinion, and according to the information and explanations given to us, such investments made are, prima facie, not prejudicial to the interest of the Company.

(c) In respect of loans granted by the Company, the schedule of repayment of principal and the payment of the interest has not been stipulated and accordingly, we are unable to comment as to whether the repayments/receipts of principal interest are regular.

(d) In the absence of stipulated schedule of repayment of principal and payment of interest in respect of loans, we are unable to comment as to whether there is any amount which is overdue for more than 90 days.

(e) The Company has granted loans which were repaid during the year. Further, no fresh loans were granted to any party to settle the overdue loans/advances in nature of loan.

(f) The Company has granted loans which are repayable on demand or without specifying any terms or period of repayment, as per details below:

| Particulars  | All Parties | Promoters | Related Parties |
|--|-------------|-----------|-----------------|
| Aggregate of loans :   |             |           |                 |
| - Repayable on demand (A)  | -           | -         | -               |
| -Agreement does not specify any terms or period of repayment (B) | 30.00       | -         | 30.00           |
| Total (A+B)  | 30.00       | -         | 30.00           |
| Percentage of loans to the total loans                           | 100%        | -         | 100%            |

(iv) In our opinion, and according to the information and explanations given to us, the Company has complied with the provisions of section 186 of the Act in respect of loans and investments made and guarantees and security provided by it, as applicable. Further, the Company has not entered into any transaction covered under section 185 of the Act.

(v) In our opinion, and according to the information and explanations given to us, the Company has not accepted any deposits or there are no amounts which have been deemed to be deposits within the meaning of sections 73 to 76 of the Act and the Companies (Acceptance of Deposits) Rules, 2014 (as amended). Accordingly,

reporting under clause 3(v) of the Order is not applicable to the Company.

(vi) The Central Government has specified maintenance of cost records under sub-section (1) of section 148 of the Act in respect of the products of the Company. We have broadly reviewed the books of account maintained by the Company pursuant to the rules made by the Central Government for the maintenance of cost records and are of the opinion that, prima facie, the prescribed accounts and records have been made and maintained. However, we have not made a detailed examination of the cost records with a view to determine whether they are accurate or complete.

(vii) (a) In our opinion, and according to the information and explanations given to us, undisputed statutory dues including goods and services tax, provident fund, employees' state insurance, income-tax, sales-tax, service tax, duty of customs, duty of excise, value added tax, cess and other material statutory dues, as applicable, have generally been regularly deposited with the appropriate authorities by the Company, though there have been slight delays in a few cases. Further, no undisputed amounts payable in respect thereof were outstanding at the year-end for a period of more than six months from the date they became payable.

(b) According to the information and explanations given to us, there are no statutory dues referred in sub-clause (a) which have not been deposited with the appropriate authorities on account of any dispute except for the following:

(amount in lacs)

| Name of the statute                    | Nature of dues       | Gross Amount (Rs) | Amount paid under Protest (Rs) | Period to which the amount relates    | Forum where dispute is pending   |
|--|----------------------|-------------------|--------------------------------|---------------------------------------|--|
| Rajasthan Excise Act, 1950             | Excise Duty          | 169.69            | -                              | FY 1995-96, 2004-10                   | Jaipur, Punjab, and Haryana High Court                                     |
| Haryana Excise (amendment) Act, 2021   |                      |                   |                                |                                       |  |
| Punjab Excise (amendment) Act, 2020    |                      |                   |                                |                                       |  |
| Haryana Excise (amendment) Act, 2021   |                      | 11.12             | -                              | FY 1996-97                            | Commissioner, Excise & Taxation Haryana, Panchkula                         |
| Haryana Value Added Act, 2003          | Sales Tax            | 1,084.00          | -                              | FY 2010-17                            | Haryana Tax Tribunal   |
| Haryana Value Added Act, 2003          | Service tax          | 12.59             | -                              | AY 2013-14, 2014-15, 2015-16, 2016-17 | Commissioner (Appeals) of Central Goods & Services Tax (CE&GST), Panchkula |
| Central Goods & services Tax Act, 2017 | Goods & services Tax | 1,989.97          | 1,989.97                       | AY 2017-18 to December 31, 2020       | High Court of Haryana, Rajasthan, West Bengal, Jharkhand and Bihar.        |
|  |                      | 189 .46           | 189.46                         | January 2021 to March 2021            |  |
|  |                      | 561.61            | 561.61                         | April 2021 to October 2021            |  |
|  |                      | 701.62            | 701.62                         | July 2017 to June 2020                |  |
| Income Tax Act. 1961                   | Income tax           | 6.24              | 6.24                           | FY 2023-24                            | Apealate Authority   |
|  |                      | 196.61            | -                              | FY 2017-18                            | CIT (A)  |
|  |                      | 4,093.00          | 532.49                         | FY 2013 -2014 to FY 2022 - 2023       |  |
| Haryana Excise (amendment) Act, 2021   | Excise Duty          | 283               | -                              | FY 2002 - 2003                        | Punjab & Haryana High Court  |
|  |                      | 66.14             | -                              | FY 1992 - 1993                        | High Court of Jammu and Kashmir  |

- (viii) According to the information and explanations given to us, no transactions were surrendered or disclosed as income during the year in the tax assessments under the Income Tax Act, 1961 (43 of 1961) which have not been previously recorded in the books of accounts.
- (ix) a) According to the information and explanations given to us, the Company has not defaulted in repayment of its loans or borrowings or in the payment of interest thereon to any lender.
- b) According to the information and explanations given to us including confirmations received from banks and representation received from the management of the Company, and on the basis of our audit procedures, we report that the Company has not been declared a willful defaulter by any bank or financial institution or government or any government authority.
- c) In our opinion and according to the information and explanations given to us, money raised by way of term loans were applied for the purposes for which these were obtained.
- d) In our opinion and according to the information and explanations given to us, and on an overall examination of the financial statements of the Company, funds raised by the Company on short term basis have not been utilised for long term purposes except for borrowings amounting to Rs. 2,288.10 lacs which has been utilised for procurement of property plant and equipment.
- e) According to the information and explanations given to us and on an overall examination of the financial statements of the Company, the Company has not taken any funds from any entity or person on account of or to meet the obligations of its subsidiaries.
- f) According to the information and explanations given to us, the Company has not raised any loans during the year on the pledge of securities held in its subsidiaries.
- (x) a) The Company has not raised any money by way of initial public offer or further public offer (including debt instruments), during the year. Accordingly, reporting under clause 3(x)(a) of the Order is not applicable to the Company.
- b) According to the information and explanations given to us and on the basis of our examination of the records of the Company, the Company has not made any preferential allotment or private placement of shares or (fully, partially or optionally) convertible debentures during the year. Accordingly, reporting under clause 3(x)(b) of the Order is not applicable to the Company.
- (xi) a) To the best of our knowledge and according to the information and explanations given to us, no fraud by the Company or no fraud on the Company has been noticed or reported during the period covered by our audit, except for the potential impact of the matter referred to in the 'Basis of Qualified Opinion' paragraph of our audit report.
- b) According to the information and explanations given to us including the representation made to us by the management of the Company, no report under sub-section 12 of section 143 of the Act has been filed by the auditors in Form ADT-4 as prescribed under rule 13 of Companies (Audit and Auditors) Rules, 2014, with the Central Government for the period covered by our audit.
- c) According to the information and explanations given to us including the representation made to us by the management of the Company, there are no whistleblower complaints received by the Company during the year.
- (xii) The Company is not a Nidhi Company and the Nidhi Rules, 2014 are not applicable to it. Accordingly, reporting under clause 3(xii) of the Order is not applicable to the Company.
- (xiii) In our opinion and according to the information and explanations given to us, all transactions entered into by the Company with the related parties are in compliance with sections 177 and 188 of the Act, where applicable. Further, the details of such related party transactions have been disclosed in the standalone financial statements, as required under Indian Accounting Standard (Ind AS) 24, Related Party Disclosures specified in Companies (Indian Accounting Standards) Rules 2015 as prescribed under section 133 of the Act.
- (xiv) a) In our opinion and according to the information and explanations given to us, the Company has an internal audit system which is commensurate with the size and nature of its business as required under the provisions of section 138 of the Act.
- b) We have considered the reports issued by the Internal Auditors of the Company till date for the period under audit.
- (xv) According to the information and explanation given to us, the Company has not entered into any non-cash transactions with its directors or persons connected with its directors and accordingly, reporting under clause 3(xv) of the Order with respect to compliance with the provisions of section 192 of the Act are not applicable to the Company.
- (xvi) a) The Company is not required to be registered under section 45-IA of the Reserve Bank of India Act, 1934. Accordingly, reporting under clauses 3(xvi)(a), (b) and (c) of the Order are not applicable to the Company
- b) Based on the information and explanations given to us and as represented by the management of the Company, the Group (as defined in Core Investment Companies (Reserve Bank) Directions, 2016) does not have any CIC.
- (xvii) The Company has not incurred any cash losses in the current financial year as well as the immediately preceding financial year.
- (xviii) There has been no resignation of the statutory auditors during the year. Accordingly, reporting under clause 3(xviii) of the Order is not applicable to the Company.
- (xix) According to the information and explanations given to us and on the basis of the financial ratios, ageing and expected dates of realisation of financial assets and payment of financial liabilities, other information in the standalone financial statements, our knowledge of the plans of the Board of Directors and management and based on our examination of the evidence supporting the assumptions, nothing has come to our attention, which causes us to believe that any material uncertainty exists as on the date of the audit report indicating that Company is not capable of meeting its liabilities existing at the date of balance sheet as and when they fall due within a period of one year from the balance sheet date. We, however, state that this is not an assurance as to the future viability of the company. We further state that our reporting is based on the facts up to the date of the audit report and we neither give any guarantee nor any assurance that all liabilities falling due within a period of one year from the balance sheet date, will get discharged by the company as and when they fall due.
- (xx) According to the information and explanations given to us, the Company does not have any unspent amounts towards Corporate Social Responsibility in respect of any ongoing or other than ongoing project as at the end of the financial year. Accordingly, reporting under clause 3(xx) of the Order is not applicable to the Company.
- (xxi) The reporting under clause 3(xxi) of the Order is not applicable in respect of audit of standalone financial statements of the Company. Accordingly, no comment has been included in respect of said clause under this report.

For **Walker Chandiook & Co LLP**  
Chartered Accountants  
Firm's Registration No.: 001076N/N500013

**Arun Tandon**  
Partner  
Membership No.: 517273  
UDIN: 24517273BKEXFO1657

**Place:** New Delhi  
**Date:** 30 May 2024



## Annexure B

### Independent Auditor's Report on the internal financial controls with reference to standalone financial statements under Clause (i) of Sub-section 3 of Section 143 of the Companies Act, 2013 ('the Act')

1. In conjunction with our audit of the standalone financial statements of Globus Spirits Limited ('the Company') as at and for the year ended 31 March 2024, we have audited the internal financial controls with reference to financial statements of the Company as at that date.

### Responsibilities of Management and Those Charged with Governance for Internal Financial Controls

2. The Company's Board of Directors is responsible for establishing and maintaining internal financial controls based on internal financial controls with reference to financial statement criteria established by the Company considering the essential component of internal control stated in Guidance Note on Audit of Internal Financial Controls over Financial Reporting (the 'Guidance Note') issued by the Institute of Chartered Accountants of India (the 'ICAI'). These responsibilities include the design, implementation and maintenance of adequate internal financial controls that were operating effectively for ensuring the orderly and efficient conduct of the Company's business, including adherence to the Company's policies, the safeguarding of its assets, the prevention and detection of frauds and errors, the accuracy and completeness of the accounting records, and the timely preparation of reliable financial information, as required under the Act.

### Auditor's Responsibility for the Audit of the Internal Financial Controls with Reference to Financial Statements

3. Our responsibility is to express an opinion on the Company's internal financial controls with reference to financial statements based on our audit. We conducted our audit in accordance with the Standards on Auditing issued by the ICAI prescribed under Section 143(10) of the Act, to the extent applicable to an audit of internal financial controls with reference to financial statements, and the Guidance Note issued by the ICAI. Those Standards and the Guidance Note require that we comply with ethical requirements and plan and perform the audit to obtain reasonable assurance about whether adequate internal financial controls with reference to financial statements were established and maintained and if such controls operated effectively in all material respects.

4. Our audit involves performing procedures to obtain audit evidence about the adequacy of the internal financial controls with reference to financial statements and their operating effectiveness. Our audit of internal financial controls with reference to financial statements includes obtaining an understanding of such internal financial controls, assessing the risk that a material weakness exists, and testing and evaluating the design and operating effectiveness of internal control based on the assessed risk. The procedures selected depend on the auditor's judgement, including the assessment of the risks of material misstatement of the financial statements, whether due to fraud or error.

5. We believe that the audit evidence we have obtained is sufficient and appropriate to provide a basis for our qualified audit opinion on the Company's internal financial controls with reference to financial statements.

### Meaning of Internal Financial Controls with Reference to Financial Statements

6. A company's internal financial controls with reference to financial statements is a process designed to provide reasonable assurance regarding the reliability of financial reporting and the preparation of financial statements for external purposes in accordance with generally accepted accounting principles. A

company's internal financial controls with reference to financial statements include those policies and procedures that (1) pertain to the maintenance of records that, in reasonable detail, accurately and fairly reflect the transactions and dispositions of the assets of the company; (2) provide reasonable assurance that transactions are recorded as necessary to permit preparation of financial statements in accordance with generally accepted accounting principles, and that receipts and expenditures of the company are being made only in accordance with authorisations of management and directors of the company; and (3) provide reasonable assurance regarding prevention or timely detection of unauthorised acquisition, use, or disposition of the company's assets that could have a material effect on the financial statements.

### Inherent Limitations of Internal Financial Controls with Reference to Financial Statements

7. Because of the inherent limitations of internal financial controls with reference to financial statements, including the possibility of collusion or improper management override of controls, material misstatements due to error or fraud may occur and not be detected. Also, projections of any evaluation of the internal financial controls with reference to financial statements to future periods are subject to the risk that the internal financial controls with reference to financial statements may become inadequate because of changes in conditions, or that the degree of compliance with the policies or procedures may deteriorate.

### Qualified opinion

8. According to the information and explanations given to us and based on our audit, the following material weakness has been identified in the operating effectiveness of the Company's internal financial controls with reference to financial statements as at 31 March 2024.

Consequent to the matter described in Note 47 to the accompanying standalone financial statements, pending completion of an independent review of the disallowances by the Company and outcome of the appeal filed with the Income Tax Department as stated in the 'Basis of Qualified Opinion' paragraph of our audit report, and the consequential impact it may have on the Company's processes and internal controls, we are unable to comment on whether the Company has established adequate internal financial controls with reference to financial statements and whether such internal financial controls were operating effectively as at 31 March 2024 in all material respects, which could potentially result in the Company not providing for adjustment, if any, that may be required to the accompanying standalone financial statements.

9. We have considered the material weakness identified and reported above in determining the nature, timing, and extent of audit tests applied in our audit of the standalone financial statements of the Company as at and for the year ended 31 March 2024 and the material weakness has affected our opinion on the standalone financial statements of the Company and we have issued a Qualified opinion on the standalone financial statements.

For **Walker Chandio & Co LLP**  
Chartered Accountants  
Firm's Registration No.: 001076N/N500013

**Arun Tandon**  
Partner  
Membership No.: 517273  
UDIN: 24517273BKEXFO1657

Place New Delhi  
Date 30 May 2024

**Globus Spirits Limited**  
CIN : L74899DL1993PLC052177

## Standalone Balance Sheet as at March 31, 2024

All amounts are in ₹ Lacs, unless otherwise stated

| Particulars  | Note   | As at<br>March 31, 2024 | As at<br>March 31, 2023 |
|--|--------|-------------------------|-------------------------|
| <b>I. ASSETS</b>   |        |                         |                         |
| <b>1 Non - current assets</b>  |        |                         |                         |
| (a) Property, plant and equipment  | 2(a)   | 92,557.51               | 79,899.47               |
| (b) Capital work-in-progress   | 2(b)   | 8,878.56                | 9,909.95                |
| (c) Right to use of assets   | 3      | 3,049.78                | 2,648.52                |
| (d) Intangible assets  | 4(a)   | 33.66                   | 70.73                   |
| (e) Intangible assets under development  | 4(b)   | 91.42                   | -                       |
| (f) Financial assets   |        |                         |                         |
| (i) Investments  | 5      | 377.33                  | 0.30                    |
| (ii) Other financial assets  | 7      | 1,919.31                | 6,864.68                |
| (g) Income tax assets (net)  | 8      | 1,036.38                | 307.89                  |
| (h) Other non current assets   | 9      | 5,725.51                | 8,528.08                |
| <b>Total non-current assets</b>  |        | <b>1,13,669.46</b>      | <b>1,08,229.62</b>      |
| <b>2 Current assets</b>  |        |                         |                         |
| (a) Inventories  | 10     | 18,871.80               | 15,778.12               |
| (b) Financial assets   |        |                         |                         |
| (i) Trade receivables  | 11     | 27,560.68               | 20,970.95               |
| (ii) Cash and cash equivalents   | 12 (a) | 79.09                   | 194.43                  |
| (iii) Bank balances other than (ii) above  | 12 (b) | 7,606.76                | 3,320.84                |
| (iv) Loans   | 6      | 1.43                    | 1.76                    |
| (v) Others financial assets  | 7      | 1,345.67                | 981.94                  |
| (c) Other current assets   | 9      | 7,515.91                | 9,463.07                |
| <b>Total current assets</b>  |        | <b>62,981.34</b>        | <b>50,711.11</b>        |
| <b>TOTAL ASSETS</b>  |        | <b>1,76,650.80</b>      | <b>1,58,940.73</b>      |
| <b>II. EQUITY AND LIABILITIES</b>  |        |                         |                         |
| <b>1 Equity</b>  |        |                         |                         |
| (a) Equity share capital   | 13     | 2,882.26                | 2,880.28                |
| (b) Other equity   | 13     | 94,281.79               | 85,782.95               |
|  |        | 97,164.05               | 88,663.23               |
| <b>2 Liabilities</b>   |        |                         |                         |
| Non - current liabilities  |        |                         |                         |
| (a) Financial liabilities  |        |                         |                         |
| (i) Borrowings   | 14     | 9,196.88                | 11,115.81               |
| (ii) Lease liabilities   | 15     | 659.16                  | 1,117.23                |
| (b) Provisions   | 16     | 652.98                  | 455.74                  |
| (c) Deferred tax liabilities (net)   | 17     | 8,406.20                | 11,012.93               |
| (d) Other non current liabilities  | 18     | 224.22                  | 237.50                  |
| <b>Total non-current liabilities</b>   |        | <b>19,139.44</b>        | <b>23,939.21</b>        |
| <b>3 Current liabilities</b>   |        |                         |                         |
| (a) Financial liabilities  |        |                         |                         |
| (i) Borrowings   | 14     | 22,585.23               | 16,451.40               |
| (ii) Lease liabilities   | 15     | 456.17                  | 387.49                  |
| (iii) Trade payables   | 19     |                         |                         |
| - Total Outstanding dues of Micro Enterprises and Small Enterprises                      |        | 10,147.32               | 3,940.35                |
| - Total Outstanding dues to creditors other than Micro Enterprises and Small Enterprises |        | 21,241.86               | 16,782.60               |
| (iv) Other financial liabilities   | 20     | 1,882.95                | 2,957.77                |
| (b) Other current liabilities  | 18     | 3,632.47                | 4,364.03                |
| (c) Provisions   | 16     | 401.77                  | 490.43                  |
| (d) Current tax liabilities (net)  | 21     | -                       | 964.21                  |
| <b>Total current liabilities</b>   |        | <b>60,347.31</b>        | <b>46,338.29</b>        |
| <b>Total liabilities</b>   |        | <b>79,486.75</b>        | <b>70,277.50</b>        |
| <b>TOTAL EQUITY AND LIABILITIES</b>  |        | <b>1,76,650.80</b>      | <b>1,58,940.73</b>      |

Summary of material accounting policies and other explanatory information  
This is the standalone balance sheet referred to in our report of even date.

(1-55)

For **Walker Chandio & Co LLP**  
Chartered Accountants  
Firm's Registration Number : 001076N/N500013

For and on behalf of the Board of Directors

**Arun Tandon**  
Partner  
Membership No. 517273

**Ajay K. Swarup**  
Managing Director  
DIN-00035194

**Shekhar Swarup**  
Joint Managing Director  
DIN-00445241

**Bhaskar Roy**  
Executive Director  
DIN-02805627

Place : New Delhi  
Date : May 30, 2024

Place : New Delhi  
Date : May 30, 2024

**Nilanjan Sarkar**  
Chief Financial Officer

**Santosh Kumar Pattanayak**  
Company Secretary  
ACS-18721

# Standalone Statement of Profit and Loss for the year ended March 31, 2024

All amounts are in ₹ Lacs, unless otherwise stated

| Particulars   | Note   | For the year ended March 31, 2024 | For the year ended March 31, 2023 |
|---|--------|-----------------------------------|-----------------------------------|
| <b>I</b> Revenue from operations  | 22     | 314,721.41                        | 282,246.84                        |
| <b>II</b> Other income  | 23     | 1,351.06                          | 782.95                            |
| <b>III Total income (I + II)</b>  |        | <b>316,072.47</b>                 | <b>283,029.79</b>                 |
| <b>IV Expenses:</b>   |        |                                   |                                   |
| (a) Cost of materials consumed  | 24     | 166,695.93                        | 128,881.57                        |
| (b) Changes in inventories of finished goods & Work in progress                   | 25     | (1,901.97)                        | (2,786.16)                        |
| (c) Excise duty on sale of goods  | 26     | 73,253.65                         | 71,340.85                         |
| (d) Employee benefits expenses  | 27     | 7,903.47                          | 6,522.84                          |
| (e) Finance costs   | 28     | 2,678.60                          | 1,701.30                          |
| (f) Depreciation and amortisation expenses  | 29     | 6,559.69                          | 5,633.03                          |
| (g) Other expenses  | 30     | 51,717.63                         | 53,729.66                         |
| <b>Total expenses (IV)</b>  |        | <b>306,907.00</b>                 | <b>2,65,023.09</b>                |
| <b>V Profit before tax (III - IV)</b>   |        | <b>9,165.47</b>                   | <b>18,006.70</b>                  |
| <b>VI Tax expenses:</b>   |        |                                   |                                   |
| (a) Current tax   | 31 (a) | 2,106.13                          | 3,639.12                          |
| (b) Deferred tax  | 31 (b) | (2,615.55)                        | 2,147.77                          |
|   |        | (509.42)                          | 5,786.89                          |
| <b>VII Profit for the year (V-VI)</b>   |        | <b>9,674.89</b>                   | <b>12,219.81</b>                  |
| <b>VIII Other comprehensive income (OCI)</b>                                      |        |                                   |                                   |
| (i) Items that will not be reclassified to profit or loss                         | 31 (c) | 35.06                             | (10.34)                           |
| (ii) Income tax relating to items that will not be reclassified to profit or loss | 31 (c) | (8.83)                            | 3.61                              |
| <b>Other comprehensive income</b>   |        | <b>26.23</b>                      | <b>(6.73)</b>                     |
| <b>IX Total comprehensive income for the year (VII+VIII)</b>                      |        | <b>9,701.12</b>                   | <b>12,213.08</b>                  |
| <b>X Earnings per share (of Rs. 10 each):</b>                                     | 35     |                                   |                                   |
| Basic   |        | 33.58                             | 42.43                             |
| Diluted   |        | 33.51                             | 42.39                             |

Summary of material accounting policies and other explanatory information

(1-55)

This is the standalone balance sheet referred to in our report of even date.

**For Walker Chandio & Co LLP**

Chartered Accountants

Firm's Registration Number : 001076N/N500013

**Arun Tandon**

**Partner**

Membership No. 517273

**For and on behalf of the Board of Directors**

**Ajay K. Swarup**

**Managing Director**

DIN-00035194

**Nilanjan Sarkar**

**Chief Financial Officer**

Place : New Delhi

Date : May 30, 2024

**Shekhar Swarup**

**Joint Managing Director**

DIN-00445241

**Santosh Kumar Pattanayak**

**Company Secretary**

ACS-18721

**Bhaskar Roy**

**Executive Director**

DIN-02805627

Place : New Delhi

Date : May 30, 2024

# Standalone Statement of Cash Flow for the year ended March 31, 2024

All amounts are in ₹ Lacs, unless otherwise stated

| Particulars   | Notes | For the year ended March 31, 2024 | For the year ended March 31, 2023 |
|---|-------|-----------------------------------|-----------------------------------|
| <b>A. Cash flow from operating activities</b>                         |       |                                   |                                   |
| Profit for the year   |       | <b>9,165.47</b>                   | <b>18,006.69</b>                  |
| Adjustments for :   |       |                                   |                                   |
| Depreciation and amortisation expenses                                | 29    | 6,559.69                          | 5,633.03                          |
| Employee stock options  | 45    | 525.88                            | 83.66                             |
| Finance costs   | 28    | 2,678.60                          | 1,701.30                          |
| Provision against doubtful advances                                   | 30    | 104.00                            | 19.49                             |
| Interest income   | 23    | (656.41)                          | (491.19)                          |
| Liabilities written back  | 23    | (254.67)                          | (186.68)                          |
| Miscellaneous income  |       | -                                 | (8.66)                            |
| Unrealised foreign exchange gains                                     |       | (83.89)                           | (59.77)                           |
| Gain on disposal of property, plant and equipment                     |       | -                                 | (5.97)                            |
|   |       | <b>8,873.20</b>                   | <b>6,685.21</b>                   |
| <b>Operating profit before working capital changes</b>                |       | <b>18,038.66</b>                  | <b>24,691.90</b>                  |
| Movement in working capital:  |       |                                   |                                   |
| (Increase) in inventories   |       | (3,093.68)                        | (4,929.23)                        |
| (Increase) in trade receivables                                       |       | (6,571.66)                        | (9,275.58)                        |
| Decrease/(Increase) in other assets                                   |       | 2,443.13                          | (6,652.90)                        |
| Increase in trade payables  |       | 10,041.74                         | 7,963.03                          |
| Increase in other liabilities and provisions                          |       | 117.82                            | 1,528.00                          |
|   |       | <b>2,937.36</b>                   | <b>(11,366.68)</b>                |
| <b>Cash generated from operations</b>                                 |       | <b>20,976.02</b>                  | <b>13,325.22</b>                  |
| Income tax paid   |       | (3,798.83)                        | (3,124.91)                        |
| <b>Net cash flow from operating activities (A)</b>                    |       | <b>17,177.19</b>                  | <b>10,200.31</b>                  |
| <b>B. Cash flow from investing activities</b>                         |       |                                   |                                   |
| Payment for property, plant and equipment                             |       | (17,503.40)                       | (21,998.17)                       |
| Investment in subsidiary  | 5     | (377.03)                          | -                                 |
| Proceeds from disposal of property, plant and equipment               |       | -                                 | 18.77                             |
| Loan given to subsidiary  | 44    | (30.00)                           | -                                 |
| Proceeds from loan repayment from subsidiary                          | 44    | 30.00                             | -                                 |
| Proceeds from maturity of bank deposits and margin money              |       | 1,675.49                          | 1,736.26                          |
| Investment in bank deposits   |       | (1,000.00)                        | (1,350.00)                        |
| Interest received   |       | 558.90                            | 524.12                            |
| <b>Net cash (used) in investing activities (B)</b>                    |       | <b>(16,646.04)</b>                | <b>(21,069.01)</b>                |
| <b>C. Cash flow from financing activities</b>                         |       |                                   |                                   |
| Proceeds from Long Term Borrowings                                    |       | 5,555.76                          | 12,850.00                         |
| Repayment of Long Term Borrowings                                     |       | (8,375.00)                        | (7,376.22)                        |
| Net proceeds from Short Term Borrowings                               |       | 7,080.31                          | 4,648.41                          |
| Lease liabilities against right of use assets created                 |       | 60.24                             | 1,402.20                          |
| Repayment of Principal portion of lease liabilities                   | 37    | (389.39)                          | (375.23)                          |
| Repayment of Interest portion of lease liabilities                    | 37    | (106.52)                          | (107.84)                          |
| Proceeds from issue of share capital                                  | 13    | 1.98                              | -                                 |
| Payment of Interest and other borrowing cost                          |       | (2,685.46)                        | (1,675.97)                        |
| Dividend Paid   |       | (1,728.16)                        | (864.08)                          |
| <b>Net cash (used) in financing activities (C)</b>                    |       | <b>(646.49)</b>                   | <b>8,501.27</b>                   |
| <b>Net increase / (decrease) in Cash and cash equivalents (A+B+C)</b> |       | <b>(115.34)</b>                   | <b>(2,367.43)</b>                 |
| Cash and cash equivalents at the beginning of the year                |       | 194.43                            | 2,561.86                          |
| <b>Cash and cash equivalents at the end of the year</b>               |       | <b>79.09</b>                      | <b>194.43</b>                     |
| <b>Reconciliation of cash and cash equivalents:</b>                   |       |                                   |                                   |
| Cash in hand  |       | 0.86                              | 1.25                              |
| Balances with banks   |       |                                   |                                   |
| (i) In current accounts   |       | 78.23                             | 193.18                            |
| (ii) Bank deposits upto 3 months                                      |       | -                                 | -                                 |
| <b>Net cash and cash equivalents</b>                                  |       | <b>79.09</b>                      | <b>194.43</b>                     |

Note: The above standalone cash flow statement has been prepared under the "Indirect method" as set out in Indian accounting standard (Ind AS)- 7, "Statement of cash flow".

Summary of material accounting policies and other explanatory information

This is the standalone balance sheet referred to in our report of even date.

**For Walker Chandio & Co LLP**

Chartered Accountants

Firm's Registration Number : 001076N/N500013

**Arun Tandon**

**Partner**

Membership No. 517273

Place : New Delhi

Date : May 30, 2024

**For and on behalf of the Board of Directors**

**Ajay K. Swarup**

**Managing Director**

DIN-00035194

**Nilanjan Sarkar**  
**Chief Financial Officer**

Place : New Delhi

Date : May 30, 2024

**Shekhar Swarup**

**Joint Managing Director**

DIN-00445241

**Santosh Kumar Pattanayak**  
**Company Secretary**

ACS-18721

**Bhaskar Roy**

**Executive Director**

DIN-02805627



**Globus Spirits Limited**

CIN : L74899DL1993PLC052177

# Standalone Statement of Changes in Equity

for the year ended March 31, 2024

All amounts are in ₹ Lacs, unless otherwise stated

**(a) Equity share capital**

| Balance as at April 01, 2023 | Changes in equity share capital due to prior period errors | Restated balance as at March 31, 2023 | Changes in equity share capital during the year | Balance as at March 31, 2024 |
|------------------------------|--|---------------------------------------|---|------------------------------|
| 2,880.28                     | -  | 2,880.28                              | 1.98  | 2,882.26                     |

| Balance as at April 01, 2022 | Changes in equity share capital due to prior period errors | Restated balance as at March 31, 2022 | Changes in equity share capital during the year | Balance as at March 31, 2023 |
|------------------------------|--|---------------------------------------|---|------------------------------|
| 2,880.28                     | -  | 2,880.28                              | -   | 2,880.28                     |

**(b) Reserves and surplus**

| Particulars  | Reserves and surplus       |                 |                 |   |                             | Total             |
|--|----------------------------|-----------------|-----------------|---|-----------------------------|-------------------|
|  | Securities premium account | General reserve | Capital Reserve | Surplus in Statement of Profit and Loss | Share Based Payment Reserve |                   |
| <b>Balance as at March 31, 2022</b>                        | 14,894.92                  | 1,415.65        | (41.34)         | 58,081.08                               | -                           | <b>74,350.31</b>  |
| Profit for the year  | -                          | -               | -               | 12,219.81                               | -                           | <b>12,219.81</b>  |
| Dividend paid  | -                          | -               | -               | (864.08)                                | -                           | <b>(864.08)</b>   |
| Other comprehensive income for the year, net of income tax | -                          | -               | -               | (6.71)                                  | -                           | <b>(6.71)</b>     |
| Share based payment  | -                          | -               | -               | -                                       | 83.62                       | <b>83.62</b>      |
| <b>Total comprehensive income for the year</b>             | -                          | -               | -               | <b>11,349.02</b>                        | <b>83.62</b>                | <b>11,432.64</b>  |
| <b>Balance as at March 31, 2023</b>                        | <b>14,894.92</b>           | <b>1,415.65</b> | <b>(41.34)</b>  | <b>69,430.10</b>                        | <b>83.62</b>                | <b>85,782.95</b>  |
| Profit for the year  | -                          | -               | -               | 9,674.89                                | -                           | <b>9,674.88</b>   |
| Dividend paid  | -                          | -               | -               | (1,728.16)                              | -                           | <b>(1,728.16)</b> |
| Other comprehensive income for the year, net of income tax | -                          | -               | -               | 26.24                                   | -                           | <b>26.24</b>      |
| Share based payment  | 162.03                     | -               | -               | -                                       | 363.85                      | <b>525.88</b>     |
| <b>Total comprehensive income for the year</b>             | <b>162.03</b>              | -               | -               | <b>7,972.96</b>                         | <b>363.85</b>               | <b>8,498.84</b>   |
| <b>Balance as at March 31, 2024</b>                        | <b>15,056.95</b>           | <b>1,415.65</b> | <b>(41.34)</b>  | <b>77,403.06</b>                        | <b>447.47</b>               | <b>94,281.79</b>  |

Summary of material accounting policies and other explanatory information

This is the standalone statement of changes in equity referred to in our report of even date.

**For Walker Chandik & Co LLP**

Chartered Accountants  
Firm's Registration Number : 001076N/N500013

**Arun Tandon**  
Partner  
Membership No. 517273

Place : New Delhi  
Date : May 30, 2024

**For and on behalf of the Board of Directors**

**Ajay K. Swarup**  
Managing Director  
DIN-00035194

**Nilanjan Sarkar**  
Chief Financial Officer

Place : New Delhi  
Date : May 30, 2024

**Shekhar Swarup**  
Joint Managing Director  
DIN-00445241

**Santosh Kumar Pattanayak**  
Company Secretary  
ACS-18721

**Globus Spirits Limited**

CIN : L74899DL1993PLC052177

# Notes forming part of the standalone financial statements for the year ended March 31, 2024

All amounts are in ₹ Lacs, unless otherwise stated

**Note 1 - General information and Material Accounting Policies**

**Note 1.1 - General information**

Globus Spirits Limited ("the Company") is a public Company domiciled in India and incorporated under the provisions of the Companies Act. The registered office of the Company is located at F-0, Ground Floor, The Mira Corporate Suites, Plot No. 1 & 2, Ishwar Nagar, Mathura Road, New Delhi - 110065. The Company is primarily engaged in the business of manufacturing and sale of Indian Made Indian Liquor (IMIL), Indian Made Foreign Liquor (IMFL), Bulk Alcohol, Hand Sanitizer and Franchise Bottling.

**Note 1.2 - Statement of compliance**

These Ind AS financial statements of the Company have been prepared in accordance with the Indian Accounting Standards (Ind AS) as prescribed under the Companies (Indian Accounting Standards) Rules, 2015.

**Note 1.2.1 - Recent accounting pronouncements (Standard issued but not yet effective):**

The Company has applied the following amendments for the first time for their annual reporting period commencing April 01, 2023:

**Ind AS 8 – Accounting Policies, Changes in Accounting Estimates and Errors**

The amendments to Ind AS 8 clarify the distinction between changes in accounting estimates, changes in accounting policies and the correction of errors. They also clarify how entities use measurement techniques and inputs to develop accounting estimates

The amendments had no impact on the Company's standalone financial statements

**Ind AS 1 – Presentation of Financial Statements**

The amendments to Ind AS 1 provide guidance on applying materiality judgements to accounting policy disclosures. The amendments aim to help entities provide accounting policy disclosures that are more useful by replacing the requirement for entities to disclose their 'significant' accounting policies with a requirement to disclose their 'material' accounting policies and adding guidance on how entities apply the concept of materiality in making decisions about accounting policy disclosures.

The amendments have had an impact on the Company's disclosures of accounting policies, but not on the measurement, recognition or presentation of any items in the Company's standalone financial statements.

**Ind AS 12 – Income Taxes**

The amendments to Ind AS 12 Income Tax narrow the scope of the initial recognition exception, so that it no longer applies to transactions that give rise to equal taxable and deductible temporary differences such as leases. The above amendments did not have any material impact on the amounts recognised in prior periods and are not expected to significantly affect the current or future periods.

Ministry of Corporate Affairs ("MCA") notifies new standards or amendments to the existing standards under Companies (Indian Accounting Standards) Rules as issued from time to time. For the year ended March 31, 2024, MCA has not notified any new standards or amendments to the existing standards applicable to the Company.

**Note 1.3 - Material Accounting Policies**

**I Basis of preparation and presentation**

The financial statements have been prepared on accrual basis under the historical cost basis except for certain financial instruments which are measured at fair value at the end of each reporting period.

Fair value is the price that would be received to sell an asset or paid to transfer a liability in an orderly transaction between market participants at the measurement date, regardless of whether that price is directly observable or estimated using another valuation technique. In estimating the fair value of an asset or a liability, the Company takes into account the characteristics of the asset or liability if market participants would take those characteristics into account when pricing the asset or liability at the measurement date. Fair value for measurement and/or disclosure purposes in these financial statements is determined on such a basis, except for leasing transactions that are within the scope of Ind AS 116, and measurements that have some similarities to fair value but are not fair value, such as net realizable value in Ind AS 2 or value in use in Ind AS 36.

In addition, for financial reporting purposes, fair value measurements are categorised into Level 1, 2, or 3 based on the degree to which the inputs to the fair value measurements are observable and the significance of the inputs to the fair value measurement in its entirety, which are described as follows:

Level 1 inputs are quoted prices (unadjusted) in active markets for identical assets or liabilities that the entity can access at the measurement date;

Level 2 inputs are inputs, other than quoted prices included within Level 1, that are observable for the asset or liability, either directly or indirectly; and

Level 3 inputs are unobservable inputs for the asset or liability.

**Use of estimates and critical accounting judgments**

The preparation of these financial statements in conformity with the recognition and measurement principles of Ind AS requires the management of the Company to make estimates and assumptions that affect the reported balances of assets and liabilities, disclosures relating to contingent liabilities as at the date of the financial statements and the reported amounts of income and expense for the periods presented. Estimates and the underlying assumptions are reviewed on an ongoing basis. Revisions to accounting estimates are recognised in the period in which the estimates are revised and future periods are affected.

Key source of estimation of uncertainty at the date of the financial statements, which may cause a material adjustment to the carrying amounts of assets and liabilities within the next financial year, are in respect of useful lives of property, plant and equipment, employee stock option plan and provision for employee benefits.

## II Revenue recognition

### Revenue from contracts with customers

#### Sale of goods

The Company derives revenue from manufacture and sale of Indian Made Indian Liquor (IMIL), Indian Made Foreign Liquor (IMFL), Bulk alcohol and Franchisee Bottling.

The Company has applied Ind AS 115 'Revenue from contracts with customers' with effect from 1 April 2018, using the retrospective method with restatement of comparative period. Upon application of Ind AS 115, Revenue is recognized upon transfer of control of promised goods to the customers. The point at which control passes is determined by each customer arrangement when there is no unfulfilled obligation that could affect the customer's acceptance of goods.

At contract inception, the company assesses its promise to transfer products or services to a customer to identify separate performance obligations. Where the contracts include multiple performance obligations, the transaction price is allocated to each performance obligation based on the standalone selling prices.

Revenue is recognized to depict the transfer of promised products or services to customers. Revenue is measured based on the consideration to which the Company expects to be entitled in a contract with a customer and excludes amount collected on behalf of third party.

Revenue towards satisfaction of a performance obligation is measured at the amount of transaction price (net of variable consideration) allocated to that performance obligation. The transaction price of goods sold and services rendered is net of variable consideration on account of various discounts and schemes offered by the Company as part of the contract.

Revenue is measured based on the transaction price i.e. the consideration to which the Company expects to be entitled from a customer, net of returns and allowances, trade discounts and volume rebates. Revenue includes both fixed and variable consideration. Variable consideration arises on the sale of goods as a result of discounts and allowances given and accruals for estimated future returns and rebates. Revenue is not recognised in full until it is highly probable that a significant reversal in the amount of cumulative revenue recognised will not occur.

The methodology and assumptions used to estimate rebates and returns are monitored and adjusted regularly in the light of contractual and legal obligations, historical trends and past experience. Once the uncertainty associated with the returns and rebates is resolved, revenue is adjusted accordingly.

Revenue in excess of billing is classified as unbilled revenue while billing in excess of revenue is classified as unearned revenue.

#### Critical judgements

Judgement is required to determine the transaction price for the contract.

Transaction Price: The transaction price could either be a fixed amount of customer consideration or variable consideration with elements such as discounts and incentives. The estimated amount of variable consideration is adjusted in the transaction price only to the extent that it is highly probable that a significant reversal in the amount of cumulative revenue recognized will not occur and is reassessed at the end of each reporting period.

### Rendering of services

Revenue from bottling contracts with brand franchise is recognised in the accounting period in which the services are rendered and related costs are incurred in accordance with the agreement between the parties.

#### Other Operating income

Income from export incentives are recognised on an accrual basis.

#### Other income

Interest income is recognised using the effective interest rate method. The effective interest rate is the rate that exactly discounts estimated future cash receipts through the expected life of the financial asset to the gross carrying amount of a financial asset. When calculating the effective interest rate, the Company estimates the expected cash flows by considering all the contractual terms of the financial instrument but does not consider the expected credit losses.

## III Property, plant and equipment

i. Property, plant and equipment are stated at cost of acquisition or construction less accumulated depreciation and impairment losses, if any. All items of property, plant and equipment have been measured at fair value at the date of transition to Ind-AS. The Company has opted for such fair valuation as deemed cost as at the transition date i. e. April 01, 2016.

Cost is inclusive of inward freight, duties and taxes and incidental expenses related to acquisition or construction. All upgradation / enhancements are charged off as revenue expenditure unless they bring similar significant additional benefits. An item of property, plant and equipment is derecognised upon disposal or when no future economic benefits are expected to arise from the continued use of asset. Any gain or loss arising on the disposal or retirement of an item of property, plant and equipment is determined as the difference between the sales proceeds and the carrying amount of the asset and is recognised in the Statement of Profit and Loss. Depreciation of these assets commences when the assets are ready for their intended use which is generally on commissioning. Items of property, plant and equipment are depreciated in a manner that amortizes the cost (or other amount substituted for cost) of the assets after commissioning, less its residual value, over their useful lives as specified in Schedule II of the Companies Act, 2013 on a straight line basis.

Subsequent costs are included in the assets's carrying amount or recognised as a separate asset, as appropriate, only when it is probable that future economic benefits associated with the item will flow to the company and the cost of the item can be measured reliably. The carrying amount of any component accounted for as a separate asset is derecognised when replaced. All other repairs and maintenance are charged to profit or loss during the reporting period in which they are incurred.

Government Grants related to purchase of property, plant & equipment's are presented in the balance sheet as a deduction from the carrying amount of property, plant and equipment.

- ii. Machinery spares which can be used only in connection with an item of fixed asset and whose use is expected to be irregular are capitalised and depreciated over the useful life of the principal item of the relevant assets.
- iii. Capital work-in-progress  
Projects under which property, plant and equipment are not yet ready for their intended use are carried at cost, comprising direct cost, related incidental expenses and attributable interest.

## IV Intangible assets :

Intangible assets including those acquired by the Company are initially measured at cost. Following initial recognition, intangible assets are carried at cost less accumulated amortisation and impairment losses, if any.

#### i. Subsequent expenditure

Subsequent expenditure is capitalised only when it increases the future economic benefits embodied in the specific asset to which it relates. All other expenditure, including expenditure on internally generated goodwill and brands, is recognised in profit or loss as incurred.

#### ii. Amortisation

Amortisation is calculated to write off the cost of intangible assets less their estimated residual values over their estimated useful economic lives using straight line basis, and is included in depreciation and amortisation in Statement of Profit and Loss.

| Asset         | Useful life |
|---------------|-------------|
| Software- ERP | 5 Years     |

Amortisation method, useful lives and residual values are reviewed at the end of each financial year and adjusted if appropriate.

## V A. Depreciation

i. Depreciation has been provided on the cost of the assets less their residual values on straight line method on the basis of estimated useful life of the assets as prescribed in Schedule II to the Companies Act, 2013.

Estimated useful lives of the assets is as given below :

| Asset                                  | Useful Life |
|--|-------------|
| Buildings (including roads)            | 10-60 years |
| Plant and machinery                    | 3-25 years  |
| Furniture and fixtures                 | 10 years    |
| Computers and data processing units    | 3-6 years   |
| Electrical installations and equipment | 10 years    |
| Vehicles                               | 8 years     |
| Office equipment                       | 5 years     |

ii. Depreciable amount for assets is the cost of an asset, or other amount substituted for cost, less its estimated residual value.

iii. The Company, based on technical assessment made by a technical expert and management estimate, depreciates respective assets basis the technical estimates and estimates, which are different from the useful life prescribed in schedule II to the Companies Act, 2013.

The management believes that estimated useful lives are realistic and reflect fair approximation of the period over which the assets are likely to be used.

## B. Impairment

### (i) Financial assets

The Company recognizes loss allowances for the financial assets which are not measured at fair value through profit or loss. Loss allowance for trade receivables with no significant financing component is measured at an amount equal to expected losses which is computed on case to case basis.

### (ii) Non - financial assets

#### Property, plant and equipment and intangible assets

Property, plant and equipment and intangible assets are tested for impairment whenever events or changes in circumstances indicate that the carrying amount may not be recoverable. If any such indication exists, the recoverable amount (i.e. higher of the fair value less cost of disposal and the value-in-use) is determined on an individual asset basis to determine the extent of the impairment loss (if any). An impairment loss is recognised in the statement of profit or loss. The Company reviews at each reporting date if there are any indications that an asset may be impaired.

Non financial assets that suffered an impairment are reviewed for possible reversal of the impairment at the end of each reporting period.

## VI Foreign currency transactions

Items included in the standalone financial statements are measured using the currency of the primary economic environment in which the entity operates ('the functional currency'). The standalone financial statements are presented in Indian Rupee (₹), which is the Company's functional and presentation currency.

Transactions in foreign currency are recorded on initial recognition at the exchange rate prevailing at the time of transaction.

Monetary items (i.e. trade receivables) denominated in foreign currency are reported using the closing exchange rate on each balance sheet date.

Non-monetary items that are measured in terms of historical cost in a foreign currency are translated using the exchange rates at the dates of the initial transactions. Non-monetary items measured at fair value in a foreign currency are translated using the exchange rates at the date when the fair value is determined. The gain or loss arising on translation of non-monetary items measured at fair value is treated in line with the recognition of the gain or loss on the change in fair value of the item (i.e., translation differences on items whose fair value gain or loss is recognised in OCI or profit or loss are also recognised in OCI or profit or loss, respectively).



The exchange differences arising on the settlement of monetary items or on reporting these items at rates different from rates at which these were initially recorded / reported in previous financial statements are recognised as income / expense in the period in which they arise.

## VII Financial instruments

### Initial recognition

Financial assets (excluding trade receivables) and financial liabilities are initially measured at fair value. Transaction costs that are directly attributable to the acquisition or issue of financial assets and financial liabilities (other than financial assets and financial liabilities at fair value through profit or loss) are added to or deducted from the fair value of financial asset or financial liabilities, as appropriate, on initial recognition. Trade receivables that do not contain a significant financing component are measured at transaction price.

All regular way purchases or sales of financial assets are recognised and derecognised on a trade date basis. Regular way purchases or sales are purchases or sales of financial assets that require delivery of assets within the time frame established by regulation or convention in the marketplace

All recognised financial assets are subsequently measured in their entirety at either amortised cost or fair value, depending on the classification of the financial assets

### Subsequent measurement

- i **Financial assets carried at amortised cost :** A financial asset is subsequently measured at amortised cost if it is held in order to collect contractual cash flows and the contractual terms of the financial asset give rise on specified dates to cash flows that are solely payments of principal and interest on the principal amount outstanding.
- ii **Financial assets carried at fair value through other comprehensive income (FVTOCI):** A financial asset is subsequently measured at FVTOCI if it is held not only for collection of cash flows arising from payments of principal and interest but also from the sale of such assets. Such assets are subsequently measured at fair value, with unrealised gains and losses arising from changes in the fair value being recognised in other comprehensive income.
- iii **Financial assets carried at fair value through profit or loss (FVTPL):** A financial asset which is not classified in any of the above categories (at amortised cost or through other comprehensive income) are subsequently measured at fair value through profit or loss.
- iv **Financial liabilities :** Financial liabilities are subsequently measured at amortized cost using the effective interest method. For trade and other payables maturing within one year from the Balance Sheet date, the carrying amounts approximate fair value due to the short maturity of these instruments.

### Derecognition:

A financial asset (or, where applicable, a part of a financial asset or part of a group of similar financial assets) is primarily derecognised (i.e. removed from the Company's balance sheet) when:

- a) The rights to receive cash flows from the asset have expired, or
- b) The Company has transferred its rights to receive cash flows from the asset or has assumed an obligation to pay the received cash flows in full without material delay to a third party under a 'pass-through' arrangement and either (a) the Company has transferred substantially all the risks and rewards of the asset, or (b) the Company has neither transferred nor retained substantially all the risks and rewards of the asset, but has transferred control of the asset. When the Company has transferred its rights to receive cash flows from an asset or has entered into a pass-through arrangement, it evaluates if and to what extent it has retained the risks and rewards of ownership. When it has neither transferred nor retained substantially all of the risks and rewards of the asset, nor transferred control of the asset, the Company continues to recognise the transferred asset to the extent of the Company's continuing involvement. In that case, the Company also recognises an associated liability. The transferred asset and the associated liability are measured on a basis that reflects the rights and obligations that the Company has retained.

### Offsetting of financial instruments

Financial assets and financial liabilities are offset and the net amount is reported in the consolidated balance sheet if there is a currently enforceable legal right to offset the recognised amounts and there is an intention to settle on a net basis, to realise the assets and settle the liabilities simultaneously.

## VIII Investments

The Company reviews its carrying value of long term investments in equity instrument which are carried at cost at the end of each reporting period. If the recoverable amount is less than its carrying amount, the impairment loss is accounted for.

## IX Inventories

Inventories are valued at the lower of cost (weighted average basis) and the net realisable value after providing for obsolescence and other losses, wherever considered necessary.

Cost includes all charges in bringing the goods to the point of sale, including duties and levies, transit insurance and receiving charges. Finished goods include appropriate proportion of overheads and, where applicable, excise duty.

Raw materials, store and spares and consumables are determined on weighted average basis.

Obsolete, slow moving and defective inventories are identified at the time of physical verification of inventories and, if necessary, provisions are made for such items of inventories.

## X Employee benefits

The Company has various schemes of employee benefits such as provident fund, employee state insurance scheme and gratuity fund, which are dealt with as under:

- i The Company's contribution to provident fund and employee state insurance scheme are considered as defined contribution plans and are charged as an expense based on the amount of contribution required to be made and when services are rendered by the employees.

- ii For defined benefit plans in the form of gratuity fund the cost of providing benefits is determined using the Projected Unit Credit method, with actuarial valuations being carried out at each balance sheet date. Actuarial gains and losses are recognised in the Statement of Profit and Loss in the period in which they occur through other comprehensive income.
- iii The undiscounted amount of short-term employee benefits expected to be paid in exchange for the services rendered by employees are recognised during the year when the employees render the service. These benefits include performance incentive which are expected to occur within twelve months after the end of the period in which the employee renders the related service.
- iv The Company uses assumptions to determine current service cost, net interest cost for the period and recognizes in statement of profit or loss as past service cost, gain or loss on settlement, any reduction in a surplus.

The cost of short-term compensated absences is accounted on actual basis.

### Share-based payments

Employees (including senior executives) of the Company receive remuneration in the form of share-based payments, whereby employees render services as consideration for equity instruments (equity-settled transactions).

### Equity-settled transactions

The cost of equity-settled transactions is determined by the fair value at the date when the grant is made using an appropriate valuation model. That cost is recognised, together with a corresponding increase in share-based payment (SBP) reserves in equity, over the period in which the performance and/or service conditions are fulfilled in employee benefits expense. The cumulative expense recognised for equity-settled transactions at each reporting date until the vesting date reflects the extent to which the vesting period has expired and the Company best estimate of the number of equity instruments that will ultimately vest. The statement of profit and loss expense or credit for a period represents the movement in cumulative expense recognised as at the beginning and end of that period and is recognised in employee benefits expense.

Service and non-market performance conditions are not taken into account when determining the grant date fair value of awards, but the likelihood of the conditions being met is assessed as part of the Company best estimate of the number of equity instruments that will ultimately vest. Market performance conditions are reflected within the grant date fair value. Any other conditions attached to an award, but without an associated service requirement, are considered to be non-vesting conditions. Non-vesting conditions are reflected in the fair value of an award and lead to an immediate expensing of an award unless there are also service and/or performance conditions.

The dilutive effect of outstanding options is reflected as additional share dilution in the computation of diluted earnings per share.

## XI Contingent liabilities and provisions

Contingent liabilities are disclosed after evaluation of the facts and legal aspects of the matter involved, in line with the provisions of Ind AS 37. The Company records a liability for

any claims where a potential loss is probable and capable of being estimated and discloses such matters in its financial statements, if material. For potential losses that are considered possible, but not probable, the Company provides disclosures in the financial statements but does not record a liability in its financial statements unless the loss becomes probable.

Provisions are recognised when the Company has a present obligation (legal / constructive) as a result of a past event, for which it is probable that a cash outflow may be required and a reliable estimate can be made of the amount of the obligation. When a provision is measured using the cash flows estimated to settle the present obligation, its carrying amount is the present value of those cash flows (when the effect of the time value of money is material).

## XII Leases

From 1 April 2019, leases are recognised as a right-of-use asset and a corresponding liability at the date at which the leased asset is available for use by the Company.

Assets and liabilities arising from a lease are initially measured on a present value basis. Lease liabilities include the net present value of the following lease payments:

- i fixed payments (including in-substance fixed payments), less any lease incentives receivable.
- ii variable lease payment that are based on an index or a rate, initially measured using the index or rate as at the commencement date.
- iii amounts expected to be payable by the Company under residual value guarantees.
- iv the exercise price of a purchase option if the Company is reasonably certain to exercise that option and
- v Payments of penalties for terminating the lease, if the lease term reflects the Company exercising that option.

Lease payments to be made under reasonably certain extension options are also included in the measurement of the liability. The lease payments are discounted using the interest rate implicit in the lease. If the rate cannot be readily determined, which is generally the case for leases in the Company, the lessee's incremental borrowing rate is used, being the rate that the individual lessee would have to pay to borrow the funds necessary to obtain an asset of similar value to the right-of-use asset in a similar economic environment with similar terms, security and conditions.

In calculating the present value of lease payments, the Company uses its incremental borrowing rate at the lease commencement date because the interest rate implicit in the lease is not readily determinable. After the commencement date, the amount of lease liabilities is increased to reflect the accretion of interest and reduced for the lease payments made. In addition, the carrying amount of lease liabilities is remeasured if there is a modification, a change in the lease term, a change in the lease payments (e.g., changes to future payments resulting from a change in an index or rate used to determine such lease payments) or a change in the assessment of an option to purchase the underlying asset.

Lease payments are allocated between principal and finance cost. The finance cost is charged to statement of profit or loss over the lease period so as to produce a constant periodic rate of interest on the remaining balance of the liability for each period.

Variable lease payments that depend on sales are recognised in statement of profit or loss in the period in which the condition that triggers those payments occurs.

Right-of-use assets are measured at cost comprising the following:

- i the amount of the initial measurement of lease liability
- ii any lease payments made at or before the commencement date less any lease incentives received
- iii any initial direct costs, and
- iv restoration costs.

Right-of-use assets are generally amortised over the shorter of the asset's useful life and the lease term on a straight-line basis. If the Company is reasonably certain to exercise a purchase option, the right-of-use asset is depreciated over the underlying assets useful life.

Payments associated with short-term leases of equipment and all leases of low-value assets are recognised on a straight-line basis as an expense in profit and loss account. Short term leases are the leases with a lease term of 12 months or less. Low-value assets comprise IT equipments and small items of office furniture.

#### XIII Earnings per share

Basic earnings / (loss) per share is calculated by dividing the net profit / (loss) for the current year attributable to equity shareholders by the weighted average number of equity shares outstanding during the year. The number of shares used in computing diluted earnings per share comprises the weighted average share considered for calculating basic earnings / (loss) per share, and also the weighted average number of shares, which would have been issued on the conversion of all dilutive potential equity shares.

#### XIV Income taxes

Provision for current taxation is ascertained on the basis of assessable profits computed in accordance with the provisions of the Income-tax Act, 1961.

Minimum Alternate Tax (MAT) paid in accordance with the tax laws, which gives future economic benefits in the form of adjustment to future income tax liability, is considered as an asset if there is convincing evidence that the Company will pay normal income tax. Accordingly, MAT is recognised as an asset in the Balance Sheet when it is highly probable that future economic benefit associated with it will flow to the Company.

Deferred tax is provided on temporary differences between the tax bases of assets and liabilities and their carrying amounts at the reporting date. Deferred tax is measured using the tax rates and the tax laws enacted or substantively enacted as at the reporting date. Deferred tax assets and liabilities are offset if such items relate to taxes on income levied by the same governing tax laws and the Company has a legally enforceable right for such set off. The carrying amount of deferred tax assets is reviewed at each reporting date and reduced to the extent that it is no longer probable

that sufficient taxable profit will be available to allow all or part of the deferred tax asset to be utilised. Unrecognised deferred tax assets are re-assessed at each reporting date and are recognised to the extent that it has become probable that future taxable profits will allow the deferred tax asset to be recovered. Deferred tax relating to items recognised outside statement of profit and loss is recognised outside statement of profit and loss i.e. in other comprehensive income when there is uncertainty over income tax treatments.

The current and deferred tax asset or liability shall be recognized and measured by applying the requirements in Ind AS 12- Income Taxes based on the taxable profit/ (loss), tax base, unused tax losses, unused tax credits and tax rates determined by applying this appendix. Deferred tax assets are recognised only to the extent that it is probable that the temporary differences will reverse in the foreseeable future and taxable profit will be available against which the temporary differences can be utilised.

#### XV Use of estimates and judgement

The preparation of the financial statements in conformity with recognition and measurement principles of Ind AS requires the Management to make estimates and assumptions considered in the reported amounts of assets and liabilities (including contingent liabilities) and the reported income and expenses during the year. Estimates and underlying assumptions are reviewed on an ongoing basis. Revisions to accounting estimates are recognized in the period in which estimates are revised if the revision affects only that period or in the period of the revision and future periods if the revision affects both current and future periods. The following are the key assumptions concerning the future, and other sources of estimation uncertainty at the end of the reporting period that may have risk of causing a material adjustment to the carrying amounts of assets and liabilities in future are:

- i **Useful lives and residual value of property, plant and equipment and intangible assets:** Useful life and residual value are determined by the management based on a technical evaluation considering nature of asset, past experience, estimated usage of the asset, vendor's advice etc and same is reviewed at each financial year end.
- ii **Deferred tax assets :** The Company has reviewed the carrying amount of deferred tax assets including MAT credit entitlement at the end of each reporting period and reduced to the extent that it is no longer probable that sufficient taxable profits will be available to allow all or part of the asset to be recovered.
- iii **Transaction price - Sale of goods:** The transaction price could either be a fixed amount of customer consideration or variable consideration with elements such as discounts and incentives. The estimated amount of variable consideration is adjusted in the transaction price only to the extent that it is highly probable that a significant reversal in the amount of cumulative revenue recognized will not occur and is reassessed at the end of each reporting period.

#### iv Defined benefit plans/ other long term employee

**benefits:** The cost of the defined benefit plans and other long term employee benefit plans are determined using actuarial valuations. An actuarial valuation involves making various assumptions that may differ from actual developments in the future. These include the determination of the discount rate, future salary increases and mortality rates. Due to the complexities involved in the valuation and its long-term nature, a defined benefit obligation is highly sensitive to changes in these assumptions. All assumptions are reviewed at each reporting date. The parameter most subject to change is the discount rate. The management considers the interest rates of government securities based on expected settlement period of various plans.

- v **Contingent liabilities and claims:** The Company is the subject of lawsuits and claims arising in the ordinary course of business from time to time. The Company reviews any such legal proceedings and claims on an ongoing basis and follow appropriate accounting guidance when making accrual and disclosure decisions. The Company establishes accruals for those contingencies where the incurrence of a loss is probable and can be reasonably estimated, and it discloses the amount accrued and the amount of a reasonably possible loss in excess of the amount accrued, if such disclosure is necessary for the Company's financial statements to not be misleading. To estimate whether a loss contingency should be accrued by a charge to income, the Company evaluates, among other factors, the degree of probability of an unfavourable outcome and the ability to make a reasonable estimate of the amount of the loss. The Company does not record liabilities when the likelihood that the liability has been incurred is probable, but the amount cannot be reasonably estimated. Based upon present information, the Company determined that there were no matters that required an accrual as of March 31, 2023 other than the accruals already recognized, nor were there any asserted or unasserted claims for which material losses are reasonably possible.

#### XVI Operating cycle

Based on the nature of products / activities of the Company and the normal time between acquisition of assets and their

realisation in cash or cash equivalents, the Company has determined its operating cycle as 12 months for the purpose of classification of its assets and liabilities as current and non-current.

#### XVII Government grants, subsidies, export incentives and interest subvention

Grants from the government are recognised at their fair value where there is a reasonable assurance that the grant will be received and the company will comply with all attached conditions.

Government grants and subsidies are recognised as income over the periods necessary to match them with the costs for which they are intended to compensate, on a systematic basis.

Government grants related to purchase of property, plant and equipment's are presented in the balance sheet as a deduction from the carrying amount of property, plant and equipment's.

The Company is entitled for interest subvention from Government of India, Department of Food and Public Distribution (DFPD) for loans sanctioned vide notification dated January 14, 2021 for the purpose of setting up/ expansion of new/existing grain based distilleries.

The Company recognises amount receivable from government as interest subvention when the Company is entitled to receive it. The interest cost is recorded net of interest reimbursement received under the interest subvention scheme.

#### XVIII Borrowing costs

Borrowing costs directly attributable to the acquisition, construction or production of qualifying assets, which are assets that necessarily take a substantial period of time to get ready for their intended use or sale, are added to the cost of those assets, until such time as the assets are substantially ready for their intended use or sale.

All other borrowing costs are recognised in the Statement of profit or loss in the period in which they are incurred.

#### XIX Cash and cash equivalents

Cash comprises of cash on hand and bank. Cash equivalents are short term balances, highly liquid investments that are readily convertible into known amounts of cash and which are subject to insignificant risk of changes in value.



**Globus Spirits Limited**
**Notes forming part of the standalone financial statements** for the year ended March 31, 2024

All amounts are in ₹ Lacs, unless otherwise stated

**Note -2(a): Property, plant and equipment**

| Particulars                             | Gross carrying amount |                  |                                  | Accumulated depreciation |                      |                           |                                  | Net carrying amount  |                      |                      |
|---|-----------------------|------------------|----------------------------------|--------------------------|----------------------|---------------------------|----------------------------------|----------------------|----------------------|----------------------|
|   | As at March 31, 2023  | Additions        | Disposals / adjustment to assets | As at March 31, 2024     | As at March 31, 2023 | Depreciation for the year | Disposals / adjustment to assets | As at March 31, 2024 | As at March 31, 2024 | As at March 31, 2023 |
| Freehold land                           | 3,068.09              | 780.03           | -                                | 3,848.12                 | -                    | -                         | -                                | -                    | 3,848.12             | 3,068.09             |
| Factory buildings                       | 11,335.79             | 247.49           | -                                | 11,583.28                | 2,504.92             | 411.13                    | -                                | 2,916.05             | 8,667.23             | 8,830.87             |
| Plant and machinery                     | 90,048.83             | 17,488.54        | 3.94                             | 107,533.43               | 23,037.09            | 5,424.45                  | -                                | 28,461.54            | 79,071.89            | 67,011.74            |
| Electrical installations and equipments | 428.92                | -                | -                                | 428.92                   | 229.94               | 42.97                     | -                                | 272.91               | 156.00               | 198.97               |
| Computer & data processing units        | 124.44                | 30.45            | -                                | 154.89                   | 85.45                | 22.10                     | -                                | 107.55               | 47.34                | 38.99                |
| Furniture and fixtures                  | 209.82                | 37.71            | -                                | 247.53                   | 136.00               | 14.05                     | -                                | 150.05               | 97.48                | 73.82                |
| Motor vehicles                          | 942.98                | 138.80           | -                                | 1,081.78                 | 329.71               | 131.77                    | -                                | 461.48               | 620.29               | 613.27               |
| Office equipments                       | 199.66                | 4.34             | -                                | 204.00                   | 135.94               | 18.90                     | -                                | 154.84               | 49.16                | 63.72                |
| <b>Total</b>                            | <b>106,358.53</b>     | <b>18,727.36</b> | <b>3.94</b>                      | <b>125,081.95</b>        | <b>26,459.05</b>     | <b>6,065.37</b>           | <b>-</b>                         | <b>32,524.42</b>     | <b>92,557.51</b>     | <b>79,899.47</b>     |

**Property, plant and equipments as at March 31, 2023**

| Particulars                             | Gross carrying amount |                  |                                  | Accumulated depreciation |                      |                           |                                  | Net carrying amount  |                      |                      |
|---|-----------------------|------------------|----------------------------------|--------------------------|----------------------|---------------------------|----------------------------------|----------------------|----------------------|----------------------|
|   | As at March 31, 2022  | Additions        | Disposals / adjustment of assets | As at March 31, 2023     | As at March 31, 2022 | Depreciation for the year | Disposals / adjustment of assets | As at March 31, 2023 | As at March 31, 2023 | As at March 31, 2022 |
| Freehold land                           | 2,907.33              | 160.76           | -                                | 3,068.09                 | -                    | -                         | -                                | -                    | 3,068.09             | 2,907.33             |
| Factory buildings                       | 10,706.72             | 629.07           | -                                | 11,335.79                | 2,114.17             | 390.75                    | -                                | 2,504.92             | 8,830.87             | 8,592.55             |
| Plant and machinery                     | 71,195.26             | 18,853.57        | -                                | 90,048.83                | 18,415.28            | 4,621.81                  | -                                | 23,037.09            | 67,011.74            | 52,779.99            |
| Electrical installations and equipments | 422.87                | 6.05             | -                                | 428.92                   | 187.35               | 42.59                     | -                                | 229.94               | 198.97               | 235.52               |
| Computer & data processing units        | 100.58                | 23.86            | -                                | 124.44                   | 69.06                | 16.39                     | -                                | 85.45                | 38.99                | 31.51                |
| Furniture and fixtures                  | 199.17                | 10.65            | -                                | 209.82                   | 122.41               | 13.59                     | -                                | 136.00               | 73.82                | 76.75                |
| Motor vehicles                          | 349.07                | 612.68           | 18.77                            | 942.98                   | 257.36               | 72.36                     | -                                | 329.72               | 613.26               | 91.72                |
| Office equipments                       | 182.53                | 17.13            | -                                | 199.66                   | 113.59               | 22.35                     | -                                | 135.94               | 63.72                | 68.94                |
| <b>Total</b>                            | <b>86,063.53</b>      | <b>20,313.77</b> | <b>18.77</b>                     | <b>106,358.53</b>        | <b>21,279.21</b>     | <b>5,179.84</b>           | <b>-</b>                         | <b>26,459.06</b>     | <b>79,899.47</b>     | <b>64,784.31</b>     |

Note: For lien / charge against property, plant and equipments refer note 14

Note 1: The capitalisation rate used to determine the amount of borrowing costs to be capitalised is the weighted average interest rate applicable to the Company's general borrowings during the year, in this case 7.75% p.a. (Previous year 7.75% p.a.). Further the Company has capitalised 66.55 lacs (Previous year: 174.54 lacs) as borrowing cost during the year.

Note 2: For lien / charge against property, plant and equipment(PPE) refer note 14

**Globus Spirits Limited**
**Notes forming part of the standalone financial statements** for the year ended March 31, 2024

All amounts are in ₹ Lacs, unless otherwise stated

**Note 2(b) - Capital work-in-progress**

| Particulars                                | Amount          |
|--|-----------------|
| <b>Gross carrying amount</b>               |                 |
| <b>As at March 31, 2022</b>                | 9,800.32        |
| Additions                                  | 20,423.40       |
| Transferred to property, plant & equipment | 20,313.78       |
| Disposal                                   | -               |
| <b>As at March 31, 2023</b>                | <b>9,909.96</b> |
| Additions                                  | 17,695.96       |
| Transferred to property, plant & equipment | 18,727.36       |
| Disposal                                   | -               |
| <b>As at March 31, 2024</b>                | <b>8,878.56</b> |

**(a) Capital work-in-progress(CWIP) ageing as at March 31, 2024 and March 31, 2023**

| Particulars                    | Amount in CWIP for a period of |              |              |                   | Total           |
|--------------------------------|--------------------------------|--------------|--------------|-------------------|-----------------|
|                                | Less than 1 year               | 1-2 Years    | 2-3 Years    | More than 3 Years |                 |
| Projects in progress           | 7,514.61                       | 1,327.05     | 32.43        | 4.47              | 8,878.56        |
|                                | <b>9,745.57</b>                | <b>97.59</b> | <b>52.82</b> | <b>13.97</b>      | <b>9,909.95</b> |
| Projects temporarily suspended | -                              | -            | -            | -                 | -               |
|                                | -                              | -            | -            | -                 | -               |

Note: Figures for the year ended March 31, 2023 are in italics

**(b) For capital work-in progress, whose completion is overdue as compared to its original plan, the project wise details of when the project is expected to be completed is given below as at March 31, 2024**

| Particulars                                | To be completed in |           |           |                   |
|--|--------------------|-----------|-----------|-------------------|
|  | Less than 1 year   | 1-2 Years | 2-3 Years | More than 3 Years |
| Projects in progress:                      |                    |           |           |                   |
| ENA tank & civil work                      | -                  | -         | -         | -                 |
| Godown structure, road and drainage system | -                  | -         | -         | -                 |
| Projects temporarily suspended             | -                  | -         | -         | -                 |

**For capital work-in progress, whose completion is overdue as compared to its original plan, the project wise details of when the project is expected to be completed is given below as at March 31, 2023**

| Particulars                                | To be completed in |           |           |                   |
|--|--------------------|-----------|-----------|-------------------|
|  | Less than 1 year   | 1-2 Years | 2-3 Years | More than 3 Years |
| Projects in progress:                      |                    |           |           |                   |
| ENA tank and spent wash tank               | 42.32              | -         | -         | -                 |
| Godown structure, road and drainage system | 23.80              | -         | -         | -                 |
| Projects temporarily suspended             | -                  | -         | -         | -                 |

**(c) There is no capital work-in progress projects, whose completion has exceeded its cost compared to its original plan as at March 31, 2024 and March 31, 2023.**

**Globus Spirits Limited**
**Notes forming part of the standalone financial statements** for the year ended March 31, 2024

All amounts are in ₹ Lacs, unless otherwise stated

**Note 3 - Right to use of assets as at March 31, 2024**

| Particulars    | Gross Carrying amount |                                  |                                  | Accumulated depreciation |                      |                           | Net carrying amount                             |                      |                      |                      |
|----------------|-----------------------|----------------------------------|----------------------------------|--------------------------|----------------------|---------------------------|---|----------------------|----------------------|----------------------|
|                | As at March 31, 2023  | Additions/ adjustments of assets | Disposals / adjustment of assets | As at March 31, 2024     | As at March 31, 2023 | Depreciation for the year | Elimination on disposals / adjustment of assets | As at March 31, 2024 | As at March 31, 2024 | As at March 31, 2023 |
| Leasehold land | 1,331.28              | 837.59                           | -                                | 2,168.87                 | 82.46                | 26.79                     | -   | 109.26               | 2,059.60             | 1,248.82             |
| Buildings      | 2,336.37              | 20.95                            | -                                | 2,357.32                 | 936.67               | 430.47                    | -   | 1,367.14             | 990.18               | 1,399.70             |
|                | <b>3,667.65</b>       | <b>858.54</b>                    | <b>-</b>                         | <b>4,526.19</b>          | <b>1,019.13</b>      | <b>457.26</b>             | <b>-</b>  | <b>1,476.40</b>      | <b>3,049.78</b>      | <b>2,648.52</b>      |

**Right to use of assets as at March 31, 2023**

| Particulars    | Gross Carrying amount |                                  |                                  | Accumulated depreciation |                      |                           | Net carrying amount                             |                      |                      |                      |
|----------------|-----------------------|----------------------------------|----------------------------------|--------------------------|----------------------|---------------------------|---|----------------------|----------------------|----------------------|
|                | As at March 31, 2022  | Additions/ adjustments of assets | Disposals / adjustment of assets | As at March 31, 2023     | As at March 31, 2022 | Depreciation for the year | Elimination on disposals / adjustment of assets | As at March 31, 2023 | As at March 31, 2023 | As at March 31, 2022 |
| Leasehold land | 1,331.28              | -                                | -                                | 1,331.28                 | 71.33                | 11.13                     | -   | 82.46                | 1,248.82             | 1,259.95             |
| Buildings      | 1,041.82              | 1,294.55                         | -                                | 2,336.37                 | 531.27               | 405.40                    | -   | 936.67               | 1,399.70             | 510.55               |
|                | <b>2,373.10</b>       | <b>1,294.55</b>                  | <b>-</b>                         | <b>3,667.65</b>          | <b>602.60</b>        | <b>416.53</b>             | <b>-</b>  | <b>1,019.13</b>      | <b>2,648.52</b>      | <b>1,770.50</b>      |

**Note 4 - Intangible Assets as on March 31, 2024**

| Particulars | Gross carrying amount |                                  |                                  | Accumulated amortisation |                      |                           | Net carrying amount                             |                      |                      |                      |
|-------------|-----------------------|----------------------------------|----------------------------------|--------------------------|----------------------|---------------------------|---|----------------------|----------------------|----------------------|
|             | As at March 31, 2023  | Additions/ adjustments of assets | Disposals / adjustment of assets | As at March 31, 2024     | As at March 31, 2023 | Amortisation for the year | Elimination on disposals / adjustment of assets | As at March 31, 2024 | As at March 31, 2024 | As at March 31, 2023 |
| Softwares   | 152.46                | -                                | -                                | 152.46                   | 81.73                | 37.07                     | -   | 118.80               | 33.66                | 70.73                |
|             | <b>152.46</b>         | <b>-</b>                         | <b>-</b>                         | <b>152.46</b>            | <b>81.73</b>         | <b>37.07</b>              | <b>-</b>  | <b>118.80</b>        | <b>33.66</b>         | <b>70.73</b>         |

**Intangible assets as on March 31, 2023**

| Particulars | Gross carrying amount |                                  |                                  | Accumulated amortisation |                      |                           | Net carrying amount                             |                      |                      |                      |
|-------------|-----------------------|----------------------------------|----------------------------------|--------------------------|----------------------|---------------------------|---|----------------------|----------------------|----------------------|
|             | As at March 31, 2022  | Additions/ adjustments of assets | Disposals / adjustment of assets | As at March 31, 2023     | As at March 31, 2022 | Amortisation for the year | Elimination on disposals / adjustment of assets | As at March 31, 2023 | As at March 31, 2023 | As at March 31, 2022 |
| Softwares   | 103.62                | 48.84                            | -                                | 152.46                   | 45.07                | 36.66                     | -   | 81.73                | 70.73                | 58.55                |
|             | <b>103.62</b>         | <b>48.84</b>                     | <b>-</b>                         | <b>152.46</b>            | <b>45.07</b>         | <b>36.66</b>              | <b>-</b>  | <b>81.73</b>         | <b>70.73</b>         | <b>58.55</b>         |

**Globus Spirits Limited**
**Notes forming part of the standalone financial statements** for the year ended March 31, 2024

All amounts are in ₹ Lacs, unless otherwise stated

**Note 4(b) - Intangible assets under development (IAUD)**

| Particulars                      | Amount       |
|----------------------------------|--------------|
| <b>Gross carrying amount</b>     |              |
| <b>As at March 31, 2022</b>      | -            |
| Additions                        | 48.84        |
| Transferred to intangible assets | 48.84        |
| Disposal                         | -            |
| <b>As at March 31, 2023</b>      | -            |
| Additions                        | 91.42        |
| Transferred to intangible assets | -            |
| Disposal                         | -            |
| <b>As at March 31, 2024</b>      | <b>91.42</b> |

**(i) Intangible assets under development ageing as at March 31, 2024 and March 31, 2023**

| Particulars                    | Amount in IAUD for a period of |           |           |                   | Total |
|--------------------------------|--------------------------------|-----------|-----------|-------------------|-------|
|                                | Less than 1 year               | 1-2 Years | 2-3 Years | More than 3 Years |       |
| Projects in progress           | 91.42                          | -         | -         | -                 | 91.42 |
| Projects temporarily suspended | -                              | -         | -         | -                 | -     |
|                                | -                              | -         | -         | -                 | -     |

Note: Figures for the year ended March 31, 2023 are in italics

Note: There are no intangible assets under development projects, whose completion has exceeded its cost compared to its original plan as at March 31, 2024 and March 31, 2023.

**Note 5 - Investments**

| Particulars  | As at March 31, 2024 | As at March 31, 2023 |
|--|----------------------|----------------------|
|  | Amount               | Amount               |
| <b>Investment in equity instruments (valued at cost) (Unquoted)</b>  |                      |                      |
| (i) India Paryavaran Sahayak Foundation (IPSF)<br>3,000 shares (as at March 31, 2024: 3,000 Shares ) of Rs.10 each fully paid up   | 0.30                 | 0.30                 |
| <b>Investment in Subsidiary (at amortised cost)</b>  |                      |                      |
| (ii) Bored Beverages Private Limited (BBPL)**<br>5,24,999 Compulsory convertible cumulative preference shares Series A<br>(as at March 31, 2023 : NIL) of Rs. 10 each 1 Equity share of Rs. 10 each (as at March 31, 2023 : NIL) | 377.03               | -                    |
| <b>Total</b>   | <b>377.33</b>        | <b>0.30</b>          |
| Aggregate carrying value of unquoted investments   | 377.33               | 0.30                 |
| <b>Total</b>   | <b>377.33</b>        | <b>0.30</b>          |

\*As on October 05, 2023, the Company has 38.08% stake (acquired during the year) in Bored Beverages Private Limited. Subsequent to the year end, the Company has further invested in Bored Beverages Private Limited making the total shareholding to 51.13%.

**Note 6 - Loans**

| Particulars                                       | As at March 31, 2024 | As at March 31, 2023 |
|---|----------------------|----------------------|
| Loan to employees - unsecured and considered good | 1.43                 | 1.76                 |
| <b>Total</b>                                      | <b>1.43</b>          | <b>1.76</b>          |



**Globus Spirits Limited**
**Notes forming part of the standalone financial statements** for the year ended March 31, 2024

All amounts are in ₹ Lacs, unless otherwise stated

**Note 7 - Others financial assets**

(Unsecured, considered good unless otherwise stated)

| Particulars  | As at<br>March 31, 2024 |                 | As at<br>March 31, 2023 |               |
|--|-------------------------|-----------------|-------------------------|---------------|
|  | Non Current             | Current         | Non Current             | Current       |
| Security Deposits  |                         |                 |                         |               |
| Unsecured - considered good  | 788.81                  | 99.80           | 722.03                  | 187.95        |
| Unsecured - credit impaired  | 14.00                   | -               | 14.00                   | -             |
|  | 802.81                  | 99.80           | 736.03                  | 187.95        |
| Less: Allowance for credit impaired  | (14.00)                 | -               | (14.00)                 | -             |
|  | 788.81                  | 99.80           | 722.03                  | 187.95        |
| Bank deposits having remaining maturity of more than 12 months             | 391.62                  | -               | 5,536.14                | -             |
| Other bank balances - balance held as margin money against bank guarantees | 738.89                  | 151.10          | 488.28                  | 218.58        |
| Interest accrued on deposits   | -                       | 331.88          | 118.22                  | 116.15        |
| Interest receivable from banks*  | -                       | 762.89          | -                       | 459.26        |
| <b>Total</b>   | <b>1,919.31</b>         | <b>1,345.67</b> | <b>6,864.68</b>         | <b>981.94</b> |

\*The Company has availed interest subvention scheme notified by Government of India (Department of Food and Public Distribution) vide notification dated January 14, 2021, for setting up/ expansion of new/existing grain based distilleries. Basis the scheme the Company is waived interest on the loans taken upto the extent of 50% of the interest cost or 6% p.a. of the outstanding loan amount whichever is lower.

**Note 8 - Income tax assets (net)**

| Particulars                                   | As at<br>March 31, 2024 | As at<br>March 31, 2023 |
|---|-------------------------|-------------------------|
| Tax assets (Advance tax paid/ TDS receivable) | 1,036.38                | 307.89                  |
| <b>Total</b>                                  | <b>1,036.40</b>         | <b>316.70</b>           |

**Note 9 - Other assets**

| Particulars  | As at<br>March 31, 2024 |                 | As at<br>March 31, 2023 |                 |
|--|-------------------------|-----------------|-------------------------|-----------------|
|  | Non Current             | Current         | Non Current             | Current         |
| Capital advances   |                         |                 |                         |                 |
| Unsecured, considered good   | 1,611.57                | -               | 3,646.43                | -               |
| Unsecured, credit impaired   | 52.00                   | -               | 44.05                   | -               |
|  | 1,663.57                | -               | 3,690.48                | -               |
| Less: Credit impaired advances (refer note (i) below)                | (52.00)                 | -               | (44.05)                 | -               |
|  | 1,611.57                | -               | 3,646.43                | -               |
| Goods and Services tax (GST) deposited under protest (refer note 32) | 3,449.50                | -               | 3,443.27                | -               |
| Excise duty paid under protest                                       | 4.59                    | -               | 4.59                    | -               |
| Prepaid expenses   | 127.36                  | 1,058.42        | 121.64                  | 1,211.71        |
| Income tax paid under protest (refer note 47)                        | 532.49                  | -               | -                       | -               |
| Advances to vendors  |                         |                 |                         |                 |
| Unsecured, considered good   | -                       | 1,728.38        | -                       | 1,796.74        |
| Unsecured, credit impaired   | -                       | 49.84           | -                       | (28.44)         |
|  | -                       | 1,778.22        | -                       | 1,768.30        |
| Less: Allowance for credit impaired (refer note (i) below)           | -                       | (49.84)         | -                       | 125.01          |
|  | -                       | 1,728.38        | -                       | (125.01)        |
| Amount recoverable from customer                                     | -                       | -               | -                       | 125.01          |
| Less : Provision for amount recoverable from customer                | -                       | -               | -                       | (125.01)        |
| Unbilled revenue (refer note 50)                                     | -                       | 11.60           | -                       | 307.14          |
| Balance with government authorities                                  | -                       | 4,594.35        | 1,312.15                | 6,054.42        |
| Others   | -                       | 123.17          | -                       | 121.50          |
| <b>Total</b>   | <b>5,725.51</b>         | <b>7,515.91</b> | <b>8,528.08</b>         | <b>9,463.07</b> |

**Globus Spirits Limited**
**Notes forming part of the standalone financial statements** for the year ended March 31, 2024

All amounts are in ₹ Lacs, unless otherwise stated

**(i) The movement to allowance for credit impaired - capital advances as follows:**

| Particulars               | As at<br>March 31, 2024 | As at<br>March 31, 2023 |
|---------------------------|-------------------------|-------------------------|
| Opening balance           | 44.05                   | 44.05                   |
| Addition during the year  | 7.95                    | -                       |
| Deletion during the year  | -                       | -                       |
| <b>Balance at the end</b> | <b>52.00</b>            | <b>44.05</b>            |

**The movement to allowance for credit impaired - trade advances as follows:**

| Particulars               | As at<br>March 31, 2024 | As at<br>March 31, 2023 |
|---------------------------|-------------------------|-------------------------|
| Opening balance           | 28.44                   | 28.44                   |
| Addition during the year  | 21.40                   | -                       |
| Deletion during the year  | -                       | -                       |
| <b>Balance at the end</b> | <b>49.84</b>            | <b>28.44</b>            |

**Note 10 - Inventories**

(valued at lower of cost and net realisable value)

| Particulars                                       | As at<br>March 31, 2024 | As at<br>March 31, 2023 |
|---|-------------------------|-------------------------|
| (a) Raw materials                                 | 3,892.36                | 2,918.37                |
| (b) Work in progress                              | 1,292.44                | 958.94                  |
| (c) Finished goods**                              | 9,343.47                | 7,775.00                |
| Less: Provision for slow and non moving inventory | -                       | (87.02)                 |
| (d) Packing material                              | 1,887.52                | 1,523.69                |
| (e) Fuel, chemicals, stores and spares            | 2,456.01                | 2,689.14                |
| <b>Total</b>                                      | <b>18,871.80</b>        | <b>15,778.12</b>        |

Note: For parri passu charge against Inventories refer note 14.

\*\* Finished goods include provision for excise duty of Rs. 1,471.11 Lacs (March 31, 2023 Rs. 1,384.07 Lacs)

| Particulars                            | As at<br>March 31, 2024 | As at<br>March 31, 2023 |
|--|-------------------------|-------------------------|
| <b>Provision for slow moving stock</b> |                         |                         |
| Opening balance                        | 87.02                   | 87.02                   |
| Additions                              | -                       | -                       |
| Deletion/write back                    | 87.02                   | -                       |
| <b>Closing balance</b>                 | <b>-</b>                | <b>87.02</b>            |

**Globus Spirits Limited**
**Notes forming part of the standalone financial statements** for the year ended March 31, 2024

All amounts are in ₹ Lacs, unless otherwise stated

**Note 11 - Trade receivables\***

(unsecured and considered good, unless otherwise stated)

| Particulars   | As at March 31, 2024 |                  | As at March 31, 2023 |                  |
|---|----------------------|------------------|----------------------|------------------|
|   | Number of shares     | Amount           | Number of shares     | Amount           |
| <b>Undisputed :</b>                                 |                      |                  |                      |                  |
| Considered good                                     |                      | 27,560.68        |                      | 20,970.95        |
| Credit impaired                                     |                      | 173.85           |                      | 177.38           |
|   |                      | 27,734.53        |                      | 21,148.33        |
| Less: Allowance for credit impaired (refer note 40) |                      | (173.85)         |                      | (177.38)         |
| <b>Total</b>  |                      | <b>27,560.68</b> |                      | <b>20,970.95</b> |

\* For pari passu charge against trade receivables refer note 14.

**Trade receivables - Ageing as on March 31, 2024 and March 31, 2023**

| Particulars   | Outstanding for following periods from due date of invoice |                    |                  |           |           |                   | Total            |
|---|--|--------------------|------------------|-----------|-----------|-------------------|------------------|
|   | Not Due  | Less than 6 months | 6 months- 1 year | 1-2 years | 2-3 years | More than 3 years |                  |
| i) Undisputed trade receivables – considered good   | 17,344.78  | 9,382.42           | 519.39           | 306.54    | 6.70      | 0.85              | <b>27,560.68</b> |
|   | 16,333.43  | 3,854.40           | 667.86           | 57.87     | 57.39     | -                 | <b>20,970.95</b> |
| (ii) Undisputed trade receivables – credit impaired | -  | -                  | 17.94            | 34.50     | 22.11     | 99.30             | <b>173.85</b>    |
|   | -  | 34.50              | 21.47            | 22.11     | 66.00     | 33.30             | <b>177.38</b>    |
| <b>Total</b>  | 17,344.78  | 9,382.42           | 537.33           | 341.04    | 28.81     | 100.15            | <b>27,734.53</b> |
|   | 16,333.43  | 3,888.90           | 689.33           | 79.98     | 123.39    | 33.30             | <b>21,148.33</b> |
| <b>Less: Loss allowance</b>                         | -  | -                  | 17.94            | 34.50     | 22.11     | 99.30             | <b>173.85</b>    |
|   | -  | 34.50              | 21.47            | 22.11     | 66.00     | 33.30             | <b>177.38</b>    |
| <b>Total trade receivables</b>                      | 17,344.78  | 9,382.42           | 519.39           | 306.54    | 6.70      | 0.85              | <b>27,560.68</b> |
|   | 16,333.43  | 3,854.40           | 667.86           | 57.87     | 57.39     | -                 | <b>20,970.95</b> |

Note: Figures for the year ended March 31, 2023 are in italics

- There are no unbilled trade receivables as at March 31, 2024 and March 31, 2023.

**Note 12 - Cash and cash equivalents**

| Particulars   | As at March 31, 2024 |                 | As at March 31, 2023 |                 |
|---|----------------------|-----------------|----------------------|-----------------|
|   | Number of shares     | Amount          | Number of shares     | Amount          |
| <b>(a) Cash and cash equivalents</b>                    |                      |                 |                      |                 |
| Cash on hand  |                      | 0.86            |                      | 1.25            |
| Balances with banks                                     |                      |                 |                      |                 |
| (i) In current accounts                                 |                      | 78.23           |                      | 193.18          |
| <b>Total (a)</b>  |                      | <b>79.09</b>    |                      | <b>194.43</b>   |
| <b>(b) Bank balances other than (a) above</b>           |                      |                 |                      |                 |
| (i) Unpaid dividend account                             |                      | 5.53            |                      | 5.99            |
| (ii) Bank deposits with maturity of less than 12 months |                      | 7,601.23        |                      | 3,314.85        |
| <b>Total (b)</b>  |                      | <b>7,606.76</b> |                      | <b>3,320.84</b> |

\* This includes bank deposits given on lien.

**Globus Spirits Limited**
**Notes forming part of the standalone financial statements** for the year ended March 31, 2024

All amounts are in ₹ Lacs, unless otherwise stated

**Note 13 - Equity share capital**

| Particulars   | As at March 31, 2024 |                  | As at March 31, 2023 |                  |
|---|----------------------|------------------|----------------------|------------------|
|   | Number of shares     | Amount           | Number of shares     | Amount           |
| <b>(a) Authorised</b>   |                      |                  |                      |                  |
| Equity shares of Rs. 10 each with voting rights                               | 42,500,000           | 4,250.00         | 35,000,000           | 3,500.00         |
| Cumulative compulsorily convertible preference shares (CCCPS) of Rs. 140 each | 5,100,000            | 7,140.00         | 5,100,000            | 7,140.00         |
|   | <b>47,600,000</b>    | <b>11,390.00</b> | <b>40,100,000</b>    | <b>10,640.00</b> |
| <b>(b) Issued, subscribed and fully paid up</b>                               |                      |                  |                      |                  |
| Equity shares of Rs. 10 each with voting rights                               | 2,88,22,633          | 2,882.26         | 2,88,02,749          | 2,880.28         |
| <b>Total</b>  | <b>2,88,22,633</b>   | <b>2,882.26</b>  | <b>2,88,02,749</b>   | <b>2,880.28</b>  |

**(a) Changes in equity share capital during the year :**

| Particulars                                      | As at March 31, 2024 |                 | As at March 31, 2023 |                 |
|--|----------------------|-----------------|----------------------|-----------------|
|  | Number of shares     | Amount          | Number of shares     | Amount          |
| <b>Equity shares with voting rights</b>          |                      |                 |                      |                 |
| Shares outstanding at the beginning of the year  | 2,88,02,749          | 2,880.28        | 2,88,02,749          | 2,880.28        |
| Equity shares issued during the year             | 19,884               | 1.98            | -                    | -               |
| <b>Shares outstanding at the end of the year</b> | <b>2,88,22,633</b>   | <b>2,882.26</b> | <b>2,88,02,749</b>   | <b>2,880.28</b> |

During the current year March 31, 2024, 19,884 number of equity shares have been issued to the eligible option holders who exercised their right. (refer note no 45)

**(b) Shareholder holding more than 5 percent shares :**

| Particulars  | As at March 31, 2024 |              | As at March 31, 2023 |              |
|--|----------------------|--------------|----------------------|--------------|
|  | No. of shares held   | % of holding | No. of shares held   | % of holding |
| <b>Fully paid equity shares with voting rights</b> |                      |              |                      |              |
| Chandbagh Investments Limited                      | 11,219,840           | 38.93%       | 11,219,840           | 38.95%       |
| Mr. Ajay Kumar Swarup                              | 23,666               | 0.08%        | 1,924,254            | 6.68%        |
| Mrs. Madhavi Swarup                                | 2,629,993            | 9.13%        | 60                   | 0.00%        |

**(c) Shareholding of promoters and promoters group :**

| Particulars                      | As at March 31, 2024 |              | As at March 31, 2023 |              | Change in % |
|----------------------------------|----------------------|--------------|----------------------|--------------|-------------|
|                                  | No. of shares held   | % of holding | No. of shares held   | % of holding |             |
| Chandbagh Investments Limited    | 11,219,840           | 38.93%       | 11,219,840           | 38.95%       | -0.03%      |
| Globus Infosys Private Limited   | 538,854              | 1.87%        | 538,854              | 1.87%        | -0.00%      |
| Ram Bagh Facilities Services LLP | 239,377              | 0.83%        | 237,177              | 0.82%        | 0.01%       |
| Mrs. Madhavi Swarup              | 2,629,993            | 9.13%        | 60                   | 0.00%        | 9.13%       |
| Mr. Ajay Kumar Swarup            | 23,666               | 0.08%        | 1,924,254            | 6.68%        | -6.60%      |
| Mr. Shekhar Kumar Swarup         | 37,490               | 0.13%        | 766,835              | 2.66%        | -2.53%      |
| Ms. Radhika Swarup               | 4,400                | 0.02%        | 4,400                | 0.02%        | 0.00%       |
| Mr. Bhupendra Kumar Bishnoi      | 90                   | 0.00%        | 90                   | 0.00%        | 0.00%       |
| Ms. Roshni Bishnoi               | 90                   | 0.00%        | 90                   | 0.00%        | 0.00%       |
| Late. Madhav Kumar Swarup        | 60                   | 0.00%        | 60                   | 0.00%        | 0.00%       |
| Late. Saroj Rani Swarup          | 60                   | 0.00%        | 60                   | 0.00%        | 0.00%       |



## Globus Spirits Limited

### Notes forming part of the standalone financial statements for the year ended March 31, 2024

All amounts are in ₹ Lacs, unless otherwise stated

#### Rights, preferences and restrictions on equity shares:

The Company has one class of equity shares having a par value of Rs. 10 each. Each shareholder is eligible for one vote per share held and carry a right to dividend. In the event of liquidation, the equity shareholders are eligible to receive the remaining assets of the Company, in proportion to their shareholding.

#### Bonus shares and shares bought back:

Over the period of five years immediately preceding March 31, 2024 and March 31, 2023, neither any bonus shares were issued nor any shares were allotted for consideration other than cash. Further, no shares were bought back during the said period.

#### (d) Other Equity

| Particulars                  | As at March 31, 2024 | As at March 31, 2023 |
|------------------------------|----------------------|----------------------|
| Securities premium           | 15,056.95            | 14,894.92            |
| General reserve              | 1,415.65             | 1,415.65             |
| Capital reserve              | (41.34)              | (41.34)              |
| Retained earnings            | 77,376.83            | 69,436.83            |
| Share based payment reserves | 447.47               | 83.62                |
| Other comprehensive income   | 26.23                | (6.73)               |
| <b>Total</b>                 | <b>94,281.79</b>     | <b>85,782.95</b>     |

#### Description of nature and purpose of each reserve

**Security premium:** Security premium is used to record the premium on issue of shares, which will be utilized as per provisions of relevant act/rules.

**Share based payment reserves:** This is created to recognise the grant date fair valuation of options issued to employees under employee stock option schemes and is adjusted on exercise of options

**General reserve:** General reserve is created from time to time by way of transfer of profits from retained earnings for appropriate purposes. It is created by a transfer from one component of equity to another.

**Retained earnings:** It is created from the statement of profit and loss of the Company, as adjusted for distributions to owners, transfer to other reserves, etc.

**Capital reserves:** This is generally recognised during the amalgamation/merger by acquirer company where purchase price is less than fair value of net assets of acquiree company.

**Other comprehensive income:** The profits and losses which are routed out of statement of profit and loss are classified in other comprehensive income.

#### Note 14 - Borrowings (at amortised cost)

| Particulars                                | As at March 31, 2024 |                  | As at March 31, 2023 |                  |
|--|----------------------|------------------|----------------------|------------------|
|  | Non Current          | Current          | Non Current          | Current          |
| <b>Secured</b>                             |                      |                  |                      |                  |
| (i) Term loans from banks                  | 9,196.88             | -                | 11,115.81            | 20.05            |
| (ii) Current maturities of long term loans | -                    | 5,873.56         | -                    | 4,300.00         |
| (iii) Short term loan (refer note c below) | -                    | -                | -                    | 2,500.00         |
| (iv) Cash credit (refer note d below)      | -                    | 16,215.61        | -                    | 9,559.27         |
| (v) Bank overdraft                         | -                    | 496.06           | -                    | 72.08            |
| <b>Total</b>                               | <b>9,196.88</b>      | <b>22,585.23</b> | <b>11,115.81</b>     | <b>16,451.40</b> |

a. The Company has availed above mentioned term loans (i) and (ii) under interest subvention scheme notified by Government of India (Department of Food and Public Distribution) vide notification dated January 14, 2021, for setting up/ expansion of new/existing grain based distilleries.

b. The above mentioned term loans (i) and (ii) are secured by

-First pari passu charge on movable fixed assets and equitable mortgage of factory land & building of the plants at Behror, Samalkha, West Bengal and Bihar.

-Second pari passu charge by way of extension of charge on all the current assets of the Company.

-Letter of comfort from Chandbagh Investments Limited.

| Bank Name                     | Sanctioned Amount | Rate of Interest (p.a) | Effective rate (p.a) | Monthly principal repayment^ | Installment start date^ | As at March 31, 2024 | As at March 31, 2023 |
|-------------------------------|-------------------|------------------------|----------------------|------------------------------|-------------------------|----------------------|----------------------|
| HDFC Bank Limited             | 7,000.00          | 7.80%                  | 3.90%                | 145.83                       | July, 2022              | 3,937.00             | 5,687.50             |
| Axis Bank Limited             | 10,000.00         | 7.70%                  | 3.85%                | 2.08                         | April, 2023             | -                    | 100.00               |
| Axis Bank Limited             | 9,000.00          | 7.70%                  | 3.85%                | 93.75                        | January, 2023           | 2,993.67             | 4,118.75             |
| ICICI Bank Limited            | 10,000.00         | 8.95%                  | 8.95%                | 10.41                        | October, 2024           | 500.00               | -                    |
| ICICI Bank Limited            | 2,500.00          | 8.95%                  | 8.95%                | 36.94                        | June, 2024              | 1,530.00             | -                    |
| SVC Co-operative Bank Limited | 5,000.00          | 9.50%                  | 9.50%                | 166.66                       | September, 2024         | 2,000.00             | -                    |
| Kotak Mahindra Bank Limited   | 6,500.00          | 8.85%                  | 4.43%                | 116.67                       | March, 2023             | 4,083.33             | 5,483.33             |

^ The above loans are repayable in 48 equal installments post availing one year moratorium.

## Globus Spirits Limited

### Notes forming part of the standalone financial statements for the year ended March 31, 2024

All amounts are in ₹ Lacs, unless otherwise stated

c. Short term borrowings interest rate is N/A as on March 31, 2024 ( March 31, 2023 8.90 % p.a).

d. Cash credit is secured by first pari passu charge by way of hypothecation of entire present and future current assets including stocks and book debts and second pari passu charge by way of extension of charge on all the PPE of the Company including equitable mortgage of factory land & building at Behror, Samalkha, West Bengal and Bihar. Rate of interest of cash credit has range of 8.15% - 9.25% p.a (March 31, 2023 8.10% - 9.00%)

The Company has filed quarterly returns or statements with the banks in lieu of the aggregate working capital limit sanctioned which is in agreement with books of accounts other than those as set out below for the year ended March 31, 2024

| Name of the Bank   | Working capital limit sanctioned                    | Nature of current assets offered as security | Quarter | Information disclosed as per return | Information as per books of accounts | Difference  | Remarks/ reason, if any |
|--|---|--|---------|-------------------------------------|--------------------------------------|-------------|-------------------------|
| 1. Axis Bank<br>2. SBI Bank<br>3. HDFC Bank<br>4. Kotak Bank<br>5. HSBC Bank | 1. 5000<br>2. 6000<br>3. 6500<br>4. 2500<br>5. 5000 | Inventory                                    | Jun-23  | 11,343.21                           | 19,526.00                            | (8,182.79)  | Note 1                  |
|  |   | Trade receivable                             |         | 18,820.97                           | 21,511.00                            | (2,690.03)  | Note 2                  |
|  |   | Trade payable                                |         | 8,594.59                            | 21,205.00                            | (12,610.41) | Note 3                  |
|  |   | Inventory                                    | Sep-23  | 24,601.31                           | 27,324.00                            | (2,722.69)  | Note 1                  |
|  |   | Trade receivable                             |         | 24,601.31                           | 15,780.00                            | 8,821.31    | Note 2                  |
|  |   | Trade payable                                |         | 14,911.77                           | 23,300.00                            | (8,388.23)  | Note 3                  |
|  |   | Inventory                                    | Dec-23  | 13,907.62                           | 15,724.00                            | (1,816.38)  | Note 1                  |
|  |   | Trade receivable                             |         | 28,058.86                           | 29,437.00                            | (1,378.14)  | Note 2                  |
|  |   | Trade payable                                |         | 18,555.02                           | 28,683.00                            | (10,127.98) | Note 3                  |
|  |   | Inventory                                    | Mar-24  | 16,708.64                           | 18,872.00                            | (2,163.36)  | Note 1                  |
|  |   | Trade receivable                             |         | 25,971.71                           | 27,560.68                            | (1,588.97)  | Note 2                  |
|  |   | Trade payable                                |         | 18,280.97                           | 31,389.18                            | (13,108.21) | Note 3                  |

**Note 1** - The difference in inventory is due to the excise duty (for Jun-23, Sep-23, Dec-23 and Mar-24) and capital goods (Jun-23 and Dec-23) which are included in Inventory appearing in books of accounts. However, the same is not considered in the drawing power (DP) statement submitted to the banks.

**Note 2** - The difference in trade receivable is majorly on account of advances from customers which has been adjusted with trade receivables provided in quarterly statements submitted to bank which is not included in books of accounts. Further, only oil marketing companies and corporations having dues upto 120 days and other debtors having dues upto 90 days are considered in DP statement submitted which creates a difference between books of accounts and quarterly statement.

**Note 3** - The difference in trade payable is on account of accrued expenses and service related payables which are clubbed in trade payables in books of accounts and are excluded in quarterly statements submitted to bank . Further advance given to Food Corporation of India has been adjusted with trade payables provided in quarterly statements submitted to bank which is not included in books of accounts.

**Globus Spirits Limited**
**Notes forming part of the standalone financial statements** for the year ended March 31, 2024

All amounts are in ₹ Lacs, unless otherwise stated

**Note 15 - Lease liabilities**

| Particulars               | As at March 31, 2024 |               | As at March 31, 2023 |               |
|---------------------------|----------------------|---------------|----------------------|---------------|
|                           | Non current          | Current       | Non current          | Current       |
| Buildings (refer note 37) | 659.16               | 456.17        | 1,117.23             | 387.49        |
| <b>Total</b>              | <b>659.16</b>        | <b>456.17</b> | <b>1,117.23</b>      | <b>387.49</b> |

**Note 16 - Provisions**

| Particulars              | As at March 31, 2024 |               | As at March 31, 2023 |               |
|--------------------------|----------------------|---------------|----------------------|---------------|
|                          | Non current          | Current       | Non current          | Current       |
| Gratuity (refer note 41) | 652.98               | 5.53          | 455.74               | 136.19        |
| Other provisions         | -                    | 395.78        | -                    | 354.24        |
| <b>Total</b>             | <b>652.98</b>        | <b>401.31</b> | <b>455.74</b>        | <b>490.43</b> |

| Other provisions                                 | Provision against customer contracts |
|--|--------------------------------------|
| <b>Balance at April 1, 2022</b>                  | <b>373.39</b>                        |
| Provision made during the year                   | 18.02                                |
| Provision written back/ utilised during the year | 37.17                                |
| <b>Balance at March 31, 2023</b>                 | <b>354.24</b>                        |
| <b>Balance at April 1, 2023</b>                  | <b>354.24</b>                        |
| Provision made during the year                   | 42.00                                |
| Provision written back/ utilised during the year | 0.46                                 |
| <b>Balance at March 31, 2024</b>                 | <b>395.78</b>                        |

\* It includes provision for non supply of rectified spirits amounting to Rs. 66.14 lakhs (Previous year: Rs. 66.14 lakhs), provision against customer contracts for excess price charged as per approved excise price amounting to Rs. 283 lakhs (Previous year: Rs. 283 lakhs), other provisions amounting to Rs. 46.64 lakhs.

**Note 17 - Deferred tax liabilities (net)**

| Particulars                              | As at March 31, 2024 | As at March 31, 2023 |
|--|----------------------|----------------------|
| Deferred tax assets (refer note 31)      | 661.84               | 841.12               |
| Deferred tax liabilities (refer note 31) | (9,068.04)           | (11,854.04)          |
| <b>Total</b>                             | <b>(8,406.20)</b>    | <b>(11,012.92)</b>   |

**Note 18 - Other liabilities**

| Particulars  | As at March 31, 2024 |                 | As at March 31, 2023 |                 |
|--|----------------------|-----------------|----------------------|-----------------|
|  | Non current          | Current         | Non current          | Current         |
| Subsidy received from ministry of new and renewable energy | 102.10               | 6.00            | 108.10               | 6.00            |
| Import duty grants   | 122.12               | 7.27            | 129.40               | 7.29            |
| Revenue received in advance (refer note 50)                | -                    | 810.23          | -                    | 1,643.06        |
| Statutory liabilities                                      | -                    | 2,725.45        | -                    | 2,699.71        |
| Other liabilities  | -                    | 83.52           | -                    | 7.97            |
| <b>Total</b>   | <b>224.22</b>        | <b>3,632.47</b> | <b>237.50</b>        | <b>4,364.03</b> |

**Globus Spirits Limited**
**Notes forming part of the standalone financial statements** for the year ended March 31, 2024

All amounts are in ₹ Lacs, unless otherwise stated

**Note 19 - Trade payables**

| Particulars   | As at March 31, 2024 | As at March 31, 2023 |
|---|----------------------|----------------------|
| <b>Undisputed Trade Payables:</b>   |                      |                      |
| -Total outstanding dues of micro enterprises and small enterprises(MSME)(refer note 33) | 10,147.32            | 3,940.35             |
| -Total outstanding dues to creditors other than micro enterprises and small enterprises | 21,241.86            | 16,782.60            |
| <b>Total</b>  | <b>31,389.18</b>     | <b>21,602.11</b>     |

**Trade payables ageing as at March 31, 2024 and March 31, 2023**

| Particulars          | Outstanding for following periods from due date of payment |                  |                  |               |              |                   | Total            |
|----------------------|--|------------------|------------------|---------------|--------------|-------------------|------------------|
|                      | Unbilled   | Not due          | Less than 1 year | 1-2 years     | 2-3 years    | More than 3 years |                  |
| MSME                 | -  | 4,994.57         | 5,079.12         | 58.05         | 15.42        | 0.16              | <b>10,147.32</b> |
|                      | -  | <i>1,939.46</i>  | <i>1,984.69</i>  | <i>16.03</i>  | <i>0.17</i>  | -                 | <b>3,940.35</b>  |
| Other than MSME      | 1,795.98   | 7,952.33         | 11,273.71        | 137.85        | 52.00        | 29.99             | <b>21,241.86</b> |
|                      | <i>1,027.08</i>  | <i>6,667.42</i>  | <i>8,908.14</i>  | <i>131.73</i> | <i>43.54</i> | <i>4.69</i>       | <b>16,782.60</b> |
| Total trade payables | <b>1,795.98</b>  | <b>12,946.90</b> | <b>16,352.83</b> | <b>195.90</b> | <b>67.42</b> | <b>30.15</b>      | <b>31,389.18</b> |
|                      | <i>1,027.08</i>  | <i>8,606.88</i>  | <i>10,892.83</i> | <i>147.76</i> | <i>43.71</i> | <i>4.69</i>       | <b>20,722.95</b> |

Note: Figures for the year ended March 31, 2023 are in italics

Trade payables are non interest bearing and are normally settled on 7-60 days term.

**Note 20 - Other financial liabilities**

| Particulars   | As at March 31, 2024 | As at March 31, 2023 |
|---|----------------------|----------------------|
| Security deposits from customers                                | 29.95                | 59.36                |
| Payables towards purchase of property, plant & equipments       | 947.93               | 1,904.44             |
| Interest accrued but not due on borrowings                      | 101.96               | 108.82               |
| Unpaid dividend   | 5.53                 | 5.99                 |
| Employee related payable  | 638.10               | 679.15               |
| Interest payable to micro and small enterprises (refer note 33) | 42.00                | -                    |
| Liabilities for rebate  | 117.48               | 200.00               |
| <b>Total</b>  | <b>1,882.95</b>      | <b>2,957.77</b>      |

**Note 21 - Current tax liabilities (net)**

| Particulars   | As at March 31, 2024 | As at March 31, 2023 |
|---|----------------------|----------------------|
| Provision for income tax (net of advance tax including TDS receivables of Rs. 2,673.70 Lacs) (March 31, 2023 Rs. 2,719.50 Lacs) | -                    | 964.22               |
| <b>Total</b>  | <b>-</b>             | <b>964.22</b>        |



**Globus Spirits Limited**
**Notes forming part of the standalone financial statements** for the year ended March 31, 2024

All amounts are in ₹ Lacs, unless otherwise stated

**Note 22 - Revenue from operations**

| Particulars                                 | For the year ended<br>March 31, 2024 | For the year ended<br>March 31, 2023 |
|---|--------------------------------------|--------------------------------------|
| <b>Revenue from Contract with customers</b> |                                      |                                      |
| (a) Sale of goods                           | 313,030.54                           | 280,429.36                           |
| (b) Rendering of services                   |                                      |                                      |
| Bottling and Cleaning Charges               | 1,538.77                             | 1,704.89                             |
| <b>Other operating Revenue</b>              |                                      |                                      |
| Duty drawback and other export incentives   | 152.09                               | 112.59                               |
| <b>Total</b>                                | <b>314,721.41</b>                    | <b>282,246.84</b>                    |

\* Also refer note 50 for additional disclosure as per Indian Accounting Standard 115 - 'Revenue from Contracts with Customers' ("Ind AS 115")

**Note 23 - Other income**

| Particulars  | For the year ended<br>March 31, 2024 | For the year ended<br>March 31, 2023 |
|--|--------------------------------------|--------------------------------------|
| (a) Interest income  |                                      |                                      |
| Interest income earned on financial assets that are not designated as at Fair value through profit or loss : |                                      |                                      |
| On financial assets carried at amortised cost  | 656.41                               | 491.19                               |
| (b) Other non-operating income   |                                      |                                      |
| (a) Foreign exchange gain (net)  | 83.88                                | 59.77                                |
| (b) Liabilities no longer required written back  | 254.67                               | 186.68                               |
| (b) Others   | 356.10                               | 45.31                                |
| <b>Total</b>   | <b>1,351.06</b>                      | <b>782.95</b>                        |

**Note 24 - Cost of materials consumed**

| Particulars                                | For the year ended<br>March 31, 2024 | For the year ended<br>March 31, 2023 |
|--|--------------------------------------|--------------------------------------|
| <b>Raw materials and packing materials</b> |                                      |                                      |
| Opening stock                              | 4,442.05                             | 3,357.03                             |
| Add: Purchases                             | 1,68,033.76                          | 129,966.59                           |
|  | <b>172,475.81</b>                    | <b>133,323.63</b>                    |
| Less: Closing stock                        | (5,779.88)                           | (4,442.05)                           |
| <b>Total</b>                               | <b>1,66,695.93</b>                   | <b>128,881.57</b>                    |

**Note 24.1 - Particulars of raw materials and packing material consumed**

| Particulars        | For the year ended<br>March 31, 2024 | For the year ended<br>March 31, 2023 |
|--------------------|--------------------------------------|--------------------------------------|
| <b>Grain/Maize</b> | 1,47,100.64                          | 1,08,288.87                          |
| <b>Others</b>      | 19,595.29                            | 20,592.70                            |
|                    | <b>1,66,695.93</b>                   | <b>1,28,881.57</b>                   |

**Globus Spirits Limited**
**Notes forming part of the standalone financial statements** for the year ended March 31, 2024

All amounts are in ₹ Lacs, unless otherwise stated

**Note 25 - Changes in inventory of finished goods, work in progress & stock in transit**

| Particulars      | For the year ended<br>March 31, 2024 | For the year ended<br>March 31, 2023 |
|------------------|--------------------------------------|--------------------------------------|
| Opening stock    | -                                    | -                                    |
| Finished goods   |                                      |                                      |
| - In hand        | 7,753.55                             | 5,335.17                             |
| - In transit     | 21.45                                | 16.52                                |
| Work in progress | 958.94                               | 596.09                               |
|                  | <b>8,733.94</b>                      | <b>5,947.78</b>                      |
| Closing stock    |                                      |                                      |
| Finished goods   |                                      |                                      |
| - In hand        | 9,299.57                             | 7,753.55                             |
| - In transit     | 43.90                                | 21.45                                |
| Work in progress | 1,292.44                             | 958.94                               |
|                  | 10,635.91                            | 8,733.94                             |
| <b>Total</b>     | <b>(1,901.97)</b>                    | <b>(2,786.16)</b>                    |

**Note 26 - Excise Duty**

| Particulars                  | For the year ended<br>March 31, 2024 | For the year ended<br>March 31, 2023 |
|------------------------------|--------------------------------------|--------------------------------------|
| Excise duty on sale of goods | 73,253.65                            | 71,340.85                            |
| <b>Total</b>                 | <b>73,253.65</b>                     | <b>71,340.85</b>                     |

**Note 27 - Employee benefits expenses**

| Particulars                                  | For the year ended<br>March 31, 2024 | For the year ended<br>March 31, 2023 |
|--|--------------------------------------|--------------------------------------|
| Salaries and wages                           | 6,893.78                             | 6,126.69                             |
| Employee stock option plan (refer note 45)   | 525.88                               | 83.62                                |
| Contribution to provident fund & other funds | 263.71                               | 228.20                               |
| Staff welfare expenses                       | 220.10                               | 84.34                                |
| <b>Total</b>                                 | <b>7,903.47</b>                      | <b>6,522.84</b>                      |

**Note 28 - Finance costs**

| Particulars                             | For the year ended<br>March 31, 2024 | For the year ended<br>March 31, 2023 |
|---|--------------------------------------|--------------------------------------|
| (a) Interest expense on amortised cost: |                                      |                                      |
| Term loans                              | 694.00                               | 715.18                               |
| Working capital loans                   | 1,558.41                             | 659.67                               |
| (b) Lease liabilities (refer note 37)   | 106.52                               | 117.01                               |
| (c) Others                              |                                      |                                      |
| Interest on MSME (refer note 33)        | 42.00                                | -                                    |
| Income tax                              | -                                    | 48.21                                |
| Bank charges                            | 277.67                               | 161.23                               |
| <b>Total</b>                            | <b>2,678.60</b>                      | <b>1,701.30</b>                      |

**Globus Spirits Limited**
**Notes forming part of the standalone financial statements** for the year ended March 31, 2024

All amounts are in ₹ Lacs, unless otherwise stated

**Note 29 - Depreciation and amortisation expenses**

| Particulars  | For the year ended<br>March 31, 2024 | For the year ended<br>March 31, 2023 |
|--|--------------------------------------|--------------------------------------|
| Depreciation on property, plant and equipments         | 6,065.36                             | 5,179.84                             |
| Depreciation on right to use of assets (refer note 37) | 457.26                               | 416.53                               |
| Amortisation of intangible assets                      | 37.07                                | 36.66                                |
| <b>Total</b>   | <b>6,559.69</b>                      | <b>5,633.03</b>                      |

**Note 30 - Other expenses**

| Particulars  | For the year ended<br>March 31, 2024 | For the year ended<br>March 31, 2023 |
|--|--------------------------------------|--------------------------------------|
| Power and fuel   | 24,541.86                            | 29,280.61                            |
| Bottling expenses/fees   | 8,942.90                             | 8,151.21                             |
| Freight and handling charges                                   | 5,851.79                             | 4,685.95                             |
| Marketing expenses   | 1,925.20                             | 2,181.45                             |
| Excise license, establishment and supervision fees             | 1,794.23                             | 1,103.45                             |
| Flour and pet coke feeding                                     | 1,179.11                             | 937.09                               |
| Travelling and conveyance                                      | 956.47                               | 799.24                               |
| Consumption of lab chemicals and enzymes                       | 696.17                               | 764.75                               |
| Legal and professional   | 958.97                               | 746.37                               |
| Increase/ (decrease) of excise duty on inventory               | 87.04                                | 628.23                               |
| Expenditure on corporate social responsibility (refer note 34) | 478.71                               | 370.00                               |
| Repairs and maintenance - machinery                            | 1,964.67                             | 2,130.60                             |
| Repairs and maintenance - buildings                            | 425.03                               | 264.91                               |
| Repairs and maintenance - others                               | 192.42                               | 235.47                               |
| Insurance  | 395.65                               | 294.57                               |
| Security expenses  | 299.41                               | 232.01                               |
| Effluent disposal  | 118.86                               | 128.20                               |
| Rent (refer note 37)   | 194.81                               | 190.74                               |
| Payments to auditors (refer note 36)                           | 82.20                                | 83.16                                |
| Rates and taxes  | 195.72                               | 127.06                               |
| Communication  | 45.28                                | 50.46                                |
| Printing and stationery  | 31.76                                | 33.67                                |
| Donations and contributions                                    | 17.55                                | 3.61                                 |
| Subscription books & periodicals                               | 93.25                                | 40.15                                |
| Provision against doubtful advances                            | 95.15                                | 19.49                                |
| Miscellaneous expenses   | 153.41                               | 247.22                               |
| <b>Total</b>   | <b>51,717.63</b>                     | <b>53,729.66</b>                     |

**Globus Spirits Limited**
**Notes forming part of the standalone financial statements** for the year ended March 31, 2024

All amounts are in ₹ Lacs, unless otherwise stated

**Note 31 - Tax expenses**

| Particulars  | For the period ended<br>March 31, 2024 | For the period ended<br>March 31, 2023 |
|--|--|--|
| <b>(a) Current tax</b>   |  |  |
| Current tax expenses   | 2,106.13                               | 3,639.12                               |
|  | <b>2,106.13</b>                        | <b>3,639.12</b>                        |
| <b>(b) Deferred tax charge</b>   |  |  |
| Current year   | (2,615.55)                             | 2,147.77                               |
|  | <b>(2,615.55)</b>                      | <b>2,147.77</b>                        |
| <b>Income tax recognised in standalone statement of profit and loss (including OCI)</b>          | <b>(509.43)</b>                        | <b>5,786.88</b>                        |
| <b>The income tax expense for the year can be reconciled to the accounting profit as follows</b> |  |  |
| Profit before tax  | 9,165.47                               | 18,006.69                              |
| Income tax expense #   | 2,306.76                               | 6,292.26                               |
| Effect of items that are not deductible in determining taxable profit                            | 134.30                                 | 170.10                                 |
| Effect of tax benefit on exempted income   | -                                      | (736.20)                               |
| Effect of change in tax rate on deferred tax   | (3,083.47)                             | -                                      |
| Others   | 132.99                                 | 60.71                                  |
| <b>Income tax expense recognised in standalone statement of profit and loss (including OCI)</b>  | <b>(509.43)</b>                        | <b>5,786.88</b>                        |
| <b>(c) Income tax recognised in other comprehensive income (OCI)</b>                             |  |  |
| Remeasurement of defined benefit liabilities   | 35.06                                  | (10.34)                                |
| Tax adjustment in respect of remeasurement of defined benefit liabilities                        | (8.83)                                 | 3.61                                   |
|  | <b>(8.83)</b>                          | <b>3.61</b>                            |

# From the current financial year, the Company has decided to exercise the option permitted under section 115BAA of the Income Tax Act 1961 as introduced by the Taxation Laws (Amendment) Ordinance, 2019. Accordingly, the Company re-measured the deferred tax assets/liabilities on the basis of the rates prescribed in that section. This has resulted in a reversal of deferred tax liability to the extent of Rs. 3,003.50 lacs on account of re-measurement of deferred tax liability pertaining to previous period which has been recorded in the standalone statement of profit and loss.



**Globus Spirits Limited**
**Notes forming part of the standalone financial statements** for the year ended March 31, 2024

All amounts are in ₹ Lacs, unless otherwise stated

**Reconciliation of deferred tax Assest/liabilities (net):**

| Particulars   | Opening balance  | Recognised in statement of profit and loss | Recognised in other comprehensive income | Closing balance |
|---|------------------|--|--|-----------------|
| As on March 31, 2024  |                  |  |  |                 |
| Tax effect of items constituting deferred tax assets          |                  |  |  |                 |
| Provision for gratuity & payable                              | 206.85           | (41.11)                                    | (8.83)                                   | 156.91          |
| Provision for the doubtful security                           | 4.89             | (1.37)                                     | -  | 3.52            |
| Provision for leave entitlement                               | 3.10             | (3.10)                                     | -  | -               |
| Other Provisions  | 56.95            | 85.53                                      | -  | 142.48          |
| Bonus Payable   | 11.55            | (11.55)                                    | -  | 0.00            |
| Provision for doubtful debts & normal advance & Capex advance | 6.63             | 37.13                                      | -  | 43.76           |
| Provision for doubtful advances to vendor                     | 25.33            | 0.30                                       | -  | 25.63           |
| Lease Liability   | 525.81           | (245.10)                                   | -  | 280.71          |
| <b>Gross deferred tax Assets (a)</b>                          | <b>841.11</b>    | <b>(179.27)</b>                            | <b>(8.83)</b>                            | <b>653.01</b>   |
| Tax effect of items constituting deferred tax liabilities     |                  |  |  |                 |
| Property, plant and equipment & intangible assets             | 11,070.28        | (2,640.91)                                 |  | 8,438.19        |
| Right-of-use asset  | 489.11           | (239.90)                                   |  | 249.21          |
| Others  | 294.65           | 85.99                                      |  | 380.64          |
| <b>Gross deferred tax liability (b)</b>                       | <b>11,854.04</b> | <b>(2,794.82)</b>                          | <b>-</b>                                 | <b>9,068.04</b> |
| <b>Net deferred tax liability (a - b)</b>                     | <b>11,012.93</b> | <b>(2,615.55)</b>                          | <b>8.83</b>                              | <b>8,406.21</b> |

**Reconciliation of deferred tax Assest/liabilities (net):**

| Particulars   | Opening balance | Recognised in statement of profit and loss | Recognised in other comprehensive income | Closing balance  |
|---|-----------------|--|--|------------------|
| As on March 31, 2023  |                 |  |  |                  |
| Tax effect of items constituting deferred tax assets          |                 |  |  |                  |
| Provision for gratuity & payable                              | 164.42          | 38.82                                      | 3.61                                     | 206.85           |
| Provision for the doubtful security                           | 4.89            | -  | -  | 4.89             |
| Provision for leave entitlement                               | 2.40            | 0.70                                       | -  | 3.10             |
| Other Provisions  | 50.75           | 6.21                                       | -  | 56.96            |
| Bonus Payable   | 30.57           | (19.02)                                    | -  | 11.55            |
| Provision for doubtful debts & normal advance & Capex advance | 8.49            | (1.86)                                     | -  | 6.63             |
| Provision for doubtful advances to vendor                     | 25.33           | -  | -  | 25.33            |
| Lease Liability   | 220.80          | 305.01                                     | -  | 525.81           |
| <b>Gross deferred tax Assets (a)</b>                          | <b>507.65</b>   | <b>329.85</b>                              | <b>3.61</b>                              | <b>841.12</b>    |
| Tax effect of items constituting deferred tax liabilities     |                 |  |  |                  |
| Property, plant and equipment & intangible assets             | 8,886.48        | 2,183.80                                   |  | 11,070.28        |
| Right-of-use asset  | 178.41          | 310.70                                     |  | 489.11           |
| Others  | 311.53          | (16.88)                                    |  | 294.65           |
| <b>Gross deferred tax liability (b)</b>                       | <b>9,376.42</b> | <b>2,477.62</b>                            | <b>-</b>                                 | <b>11,854.04</b> |
| <b>Net deferred tax liability (a - b)</b>                     | <b>8,868.77</b> | <b>2,147.77</b>                            | <b>(3.61)</b>                            | <b>11,012.92</b> |

**Globus Spirits Limited**
**Notes forming part of the standalone financial statements** for the year ended March 31, 2024

All amounts are in ₹ Lacs, unless otherwise stated

**Note 32 - Contingent liabilities and commitments**

| Particulars  | As at March 31, 2024 | As at March 31, 2023 |
|--|----------------------|----------------------|
| <b>(a) Contingent liabilities*</b>   |                      |                      |
| Claims against the Company not acknowledged as debts   |                      |                      |
| (i) Excise duty####  | 180.81               | 180.81               |
| (ii) Goods and services tax **   | 3,449.50             | 3,443.27             |
| (iii) Haryana value added tax ***  | 1,084.01             | 1,084.01             |
| (iv) Income tax #  | 196.61               | 196.61               |
| (v) Service tax****  | 12.59                | 12.59                |
| Guarantees by bank on behalf of Company###   | -                    | -                    |
|  | <b>4,931.02</b>      | <b>4,924.79</b>      |
| <b>(b) Commitments</b>   |                      |                      |
| Estimated amount of contracts remaining to be executed on capital account and not provided for (net of capital advances) | 1,856.42             | 666.40               |
| <b>Total</b>   | <b>6,774.85</b>      | <b>5,578.60</b>      |

Note:

\* Consumer cases - The above disclosure excludes an amount of Rs. 324.68 Lacs, wherein the demand is in respect of sales made by the Company on behalf of its brand franchisees, and contractually, these brand franchises are required to reimburse the Company for the liability, if any.

\*\* On June 26, 2020, Directorate General of Goods and Services Tax (GST) Intelligence (DGGI) carried out search and seizure proceedings at various premises of the Company; at factories and at head office. Pursuant to this, during the FY 2020-2021 the Company had deposited Rs. 1,989.97 lacs under protest towards GST which may arise on account of issue regarding classification of one of the items sold by the Company (Animal Feed Supplement) for the period July 01, 2017 to December 31, 2020. The Company had also filed a writ petition on February 17, 2021 before Hon'ble High Court of Delhi challenging the actions of DGGI and seeking refund of the amount deposited by the Company.

Subsequently, DGGI issued summons dated October 01, 2021 to the authorized representatives of the Company and The Ministry of Finance, Department of Revenue vide its Circular No. 163/19/2021-GST dated October 06, 2021 provided clarification on the classification of the said item. Pursuant to the summons and the aforesaid circular, during the FY 2021-2022 the Company deposited Rs. 751.07 lacs under protest towards GST for the period January 01, 2021 to October 10, 2021 and started collecting and depositing GST under protest on the said item from its customers w.e.f October 11, 2021. During the current year, the Company has also deposited Rs. 448.17 lacs towards interest and Rs. 254.06 lacs towards penalty on the above GST paid under protest for the period July 01, 2017 to October 10, 2021.

The amount of Goods and Services Tax deposited under protest (net of amount collected and deposited under protest) with the department aggregating to Rs. 3,443.27 lacs (previous year aggregating to Rs. 3,443.27 lacs) have been disclosed as recoverable in note 9 to the financial statements. Basis the legal advice obtained by the management, that the circular issued by the Government is ultra vires the provisions of the GST laws, the Company has filed a writ petition on January 18, 2022 challenging the constitutional validity of imposing GST on the said item before Hon'ble High Court of Delhi. Proceedings in respect of above matters are in progress before Hon'ble High Court of Delhi and on the basis of legal opinion obtained, the Management is confident that ultimately no liability will devolve on the Company and it will be able to get the refund of GST amount including interest and penalty thereon from the GST Department which has been paid under protest.

\*\*\* The Company has ongoing proceedings under Haryana Value Added Tax Act, 2003 in respect of Value Added Tax liability arising on account of issue regarding classification of one of the item sold by the Company for the year 2010-11 to 2016-17 in Samalkha involving amount of Rs. 735 lacs and for the year 2010-11 to 2012-13 in Hisar involving amount of Rs. 326 lacs. The Company has filed appeals against the demand orders received in respect of these proceedings, which are pending for disposal at various judicial forums. The Company has already filed an appeal before appropriate authority dated November 14, 2019. Further, there is no update during the current year in the aforesaid matters.

# The Company has ongoing proceedings under Income tax act, 1961 in respect of income tax liability arising on account of unexplained cash credit (cash deposited during demonitization period) under section 115BBE of Income tax act. The Company has filed an appeal in the matter before CIT(A).

### Guarantees by bank on behalf of company as on March 31, 2024 are excluding performance guarantees of Rs. 5,115 lacs.

There has been no delay in transferring amounts, required to be transferred, to the Investor Education and Protection Fund by the Company.

#### Out of 180.81 lakhs above, 142.05 lakhs pertains to FY 2004-05 to 2009-10 in which Company filed a writ against the demand raised by the Rajasthan Excise Department u/s 22 & 12 of the Rajasthan Excise Act, 1950 and Rules, 1956 of transport permit fee u/s 69 of the Rules for transportation / captive consumption of goods (Rectified Spirits used in the manufacture of liquor) within the factory premises. These matters are still pending for next hearing.

- 38.76 lakhs pertains to FY 1995-96 and FY 1996-97 where excise department provided a ratio of use of old and new glass bottles and provided with a penalty for excess of use of old bottles. The case is pending sine die.

**Globus Spirits Limited**
**Notes forming part of the standalone financial statements** for the year ended March 31, 2024

All amounts are in ₹ Lacs, unless otherwise stated

**Note 33 - Disclosures required under Section 22 of the Micro, Small and Medium Enterprises Development Act, 2006**

There are no dues to enterprises as defined under Micro, Small and Medium Enterprises Development Act, 2006 (MSMED Act, 2006). Further no interest has been paid under the terms of MSMED Act, 2006. Micro and Small Enterprises have been determined to the extent such parties have been identified on the basis of information collected by the Management.

| Particulars   | As at<br>March 31, 2024 | As at<br>March 31, 2023 |
|---|-------------------------|-------------------------|
| Principal amount remaining unpaid to any supplier as at the end of the year   | 10,147.32               | 3,940.35                |
| Interest due thereon remaining unpaid to any supplier as at the end of the year   | 42.00                   | -                       |
| The amount of interest paid along with the amounts of the payment made to the supplier beyond the appointed day                               | -                       | -                       |
| The amount of interest due and payable for the year   | 42.00                   | -                       |
| The amount of interest accrued and remaining unpaid at the end of the year  | 42.00                   | -                       |
| The amount of further interest due and payable even in the succeeding year, until such date when the interest dues as above are actually paid | -                       | -                       |

**Note 34 - Corporate social responsibility expenditure**

Gross amount required to be spent by the Company during the year Rs. 456.02 Lacs (March 31, 2023 Rs. 366.95 Lacs)

| Amount spent during the year on:            | For the year ended<br>March 31, 2024 | For the year ended<br>March 31, 2023 |
|---|--------------------------------------|--------------------------------------|
| (i) Construction / acquisition of any asset |                                      |                                      |
| - in cash                                   | -                                    | -                                    |
| - yet to be paid in cash                    | -                                    | -                                    |
| (ii) On purpose other than above            |                                      |                                      |
| - in cash                                   | 478.71                               | 370.00                               |
| - yet to be paid in cash                    | -                                    | -                                    |
| Unspent amount                              | -                                    | -                                    |
| <b>Total</b>                                | <b>478.71</b>                        | <b>370.00</b>                        |

| Particulars   | For the year ended<br>March 31, 2024  | For the year ended<br>March 31, 2023 |
|---|---|--------------------------------------|
| Amount required to be spent by company during the year  | 456.02  | 366.95                               |
| Amount of expenditure incurred  | 478.71  | 370.00                               |
| Excess at the end of the year   | 22.69   | 3.05                                 |
| Nature of CSR activities  | Women Entrepreneurship Programme, Youth Skill and Education programmes                                  |                                      |
| Details of related party transactions, e.g., contribution to a trust controlled by the company in relation to CSR expenditure as per relevant Accounting Standard (Refer Note 44) | Inshakti Foundation (Formerly known as Grass Skills Foundation) and India Paryavaran Sahayak Foundation |                                      |

**Globus Spirits Limited**
**Notes forming part of the standalone financial statements** for the year ended March 31, 2024

All amounts are in ₹ Lacs, unless otherwise stated

**Note 35 - Earnings per share (EPS)**

| Particulars  |             | For the year ended<br>March 31, 2024 | For the year ended<br>March 31, 2023 |
|--|-------------|--------------------------------------|--------------------------------------|
| Profit for the year attributable to equity shareholders of the Company | Rs. in Lacs | 9,674.89                             | 12,219.80                            |
| Weighted average number of equity shares outstanding for basic EPS     | Numbers     | 2,88,10,489                          | 2,88,02,749                          |
| Basic EPS (face value - Rs. 10 per share)                              | Rs.         | 33.58                                | 42.43                                |
| Weighted average number of equity shares outstanding for diluted EPS   | Numbers     | 2,88,68,384                          | 2,88,23,033                          |
| Diluted EPS (face value - Rs. 10 per share)                            | Rs.         | 33.51                                | 42.39                                |

**Note 36 - Auditors' remuneration (excluding taxes)**

| Particulars                                    | For the year ended<br>March 31, 2024 | For the year ended<br>March 31, 2023 |
|--|--------------------------------------|--------------------------------------|
| Statutory audit                                | 43.00                                | 50.00                                |
| Limited reviews (including additional efforts) | 32.50                                | 25.50                                |
| Certificates                                   | -                                    | 3.00                                 |
| Reimbursement of out-of-pocket expenses        | 6.70                                 | 4.66                                 |
| Others   | 1.00                                 | -                                    |
| <b>Total</b>                                   | <b>82.20</b>                         | <b>83.16</b>                         |

**Note 37 : Leases**
**Asset taken on lease:**

The Company leases land and buildings. Generally, the Company is restricted from assigning and subleasing the leased assets. With the exception of short term lease, every lease is recognised in balance sheet as right to use and lease liability. Rental contracts are typically made for fixed periods of 3 to 8 years, but may have extension options. Land has a lease term of 99 years.

The RoU assets are as follows:

| Particulars  | As at<br>March 31, 2024 | As at<br>March 31, 2023 |
|--------------|-------------------------|-------------------------|
| Land         | 2,059.60                | 1,248.82                |
| Buildings    | 990.18                  | 1,399.70                |
| <b>Total</b> | <b>3,049.78</b>         | <b>2,648.51</b>         |

Note: Additions/Adjustments to the RoU assets during the year amounts to Rs. 858.54 Lacs.

| Particulars              | As at<br>March 31, 2024 | As at<br>March 31, 2023 |
|--------------------------|-------------------------|-------------------------|
| <b>Lease liabilities</b> |                         |                         |
| Current                  | 456.17                  | 207.86                  |
| Non-current              | 659.16                  | 424.01                  |
| <b>Total</b>             | <b>1,115.33</b>         | <b>631.87</b>           |

Note: The weighted average discount rate applied to lease liabilities as at April 1, 2023 is 8.00% for the remaining lease term.

**Amounts recognised in the statement of profit and loss**

The statement of profit or loss shows the following amounts relating to leases:

| Particulars  | For the year ended<br>March 31, 2024 | For the year ended<br>March 31, 2023 |
|--|--------------------------------------|--------------------------------------|
| <b>Amortisation of right-of-use assets (refer note 29)</b> |                                      |                                      |
| Land   | 26.79                                | 11.13                                |
| Buildings  | 430.47                               | 405.40                               |
| <b>Total</b>   | <b>457.26</b>                        | <b>416.53</b>                        |



**Globus Spirits Limited**
**Notes forming part of the standalone financial statements** for the year ended March 31, 2024

All amounts are in ₹ Lacs, unless otherwise stated

| Particulars                      | For the year ended March 31, 2024 | For the year ended March 31, 2023 |
|----------------------------------|-----------------------------------|-----------------------------------|
| Interest expense (refer note 28) | 106.52                            | 122.21                            |

The total cash outflow for leases for the year ended March 31, 2024 was Rs. 495.91 Lacs (March 31, 2023 Rs. 483.07 Lacs)

Rent expense recorded for short-term leases was Rs. 194.81 Lacs for the year ended March 31, 2024 (March 31, 2023 Rs. 190.74 Lacs)

The details of contractual maturities of lease liabilities as at March 31, 2024 on an undiscounted basis are as follows:

| Particulars   | As at March 31, 2024 | As at March 31, 2023 |
|---|----------------------|----------------------|
| 1. Payable not later than 1 year                        | 530.02               | 515.97               |
| 2. Payable later than 1 year and not later than 5 years | 736.98               | 1,267.09             |
| <b>Total</b>  | <b>1,267.00</b>      | <b>1,783.06</b>      |

**Extension and termination options**

Extension and termination options are included in a number of property, plant and equipment leases across the Company. These are used to maximise operational flexibility in terms of managing the assets used in the Company's operations. The majority of extension and termination options held are exercisable only by the Company and not by the respective lessor.

**Note 38 - Financial instruments by categories**

The criteria for recognition of financial instruments is explained in significant accounting policies note 1.

| Particulars                  | As at March 31, 2024 |          |          | As at March 31, 2023 |          |          |
|------------------------------|----------------------|----------|----------|----------------------|----------|----------|
|                              | Amortised cost       | FVTPL    | FVTOCI   | Amortised cost       | FVTPL    | FVTOCI   |
| <b>Financial assets</b>      |                      |          |          |                      |          |          |
| Trade receivables            | 27,560.68            | -        | -        | 21,129.36            | -        | -        |
| Loans                        | 1.43                 | -        | -        | 1.76                 | -        | -        |
| Cash and cash equivalents    | 79.09                | -        | -        | 194.43               | -        | -        |
| Other bank balances          | 7,606.76             | -        | -        | 3,320.84             | -        | -        |
| Other financial assets       | 3,264.98             | -        | -        | 7,846.62             | -        | -        |
| <b>Total</b>                 | <b>38,512.94</b>     | <b>-</b> | <b>-</b> | <b>32,493.01</b>     | <b>-</b> | <b>-</b> |
| <b>Financial liabilities</b> |                      |          |          |                      |          |          |
| Borrowings                   | 31,782.11            | -        | -        | 27,567.21            | -        | -        |
| Trade payables               | 31,389.18            | -        | -        | 20,722.96            | -        | -        |
| Other financial liabilities  | 1,882.95             | -        | -        | 2,957.77             | -        | -        |
| Lease liabilities            | 1,115.33             | -        | -        | 1,504.72             | -        | -        |
| <b>Total</b>                 | <b>66,169.57</b>     | <b>-</b> | <b>-</b> | <b>52,752.66</b>     | <b>-</b> | <b>-</b> |

**Globus Spirits Limited**
**Notes forming part of the standalone financial statements** for the year ended March 31, 2024

All amounts are in ₹ Lacs, unless otherwise stated

**Note 38(b) - Fair value hierarchy**

The following table provides fair value management hierarchy of the company's assets:

| Particulars   | Level 1 | Level 2 | Level 3          |
|---|---------|---------|------------------|
| <b>As on March 31, 2024</b>                                 |         |         |                  |
| <b>Assets for which fair values are disclosed (Note 38)</b> |         |         |                  |
| Trade receivables   | -       | -       | 27,560.68        |
| Loans   | -       | -       | 1.43             |
| Cash and cash equivalents                                   | -       | -       | 79.09            |
| Other bank balances   | -       | -       | 7,606.76         |
| Other financial assets                                      | -       | -       | 3,264.98         |
| <b>Total</b>  |         |         | <b>38,512.94</b> |

**Liabilities for which fair values are disclosed (Note 38)**

|                             |   |   |                  |
|-----------------------------|---|---|------------------|
| Borrowings                  | - | - | 31,782.11        |
| Trade payables              | - | - | 31,389.18        |
| Other financial liabilities | - | - | 1,882.95         |
| Lease liabilities           | - | - | 1,115.33         |
| <b>Total</b>                |   |   | <b>66,169.57</b> |

| Particulars   | Level 1  | Level 2  | Level 3          |
|---|----------|----------|------------------|
| <b>As on March 31, 2023</b>                                 |          |          |                  |
| <b>Assets for which fair values are disclosed (Note 38)</b> |          |          |                  |
| Trade receivables   | -        | -        | 21,129.36        |
| Loans   | -        | -        | 1.76             |
| Cash and cash equivalents                                   | -        | -        | 194.43           |
| Other bank balances   | -        | -        | 3,320.84         |
| Other financial assets                                      | -        | -        | 7,846.62         |
| <b>Total</b>  | <b>-</b> | <b>-</b> | <b>32,493.01</b> |

**Liabilities for which fair values are disclosed (Note 38)**

|                             |   |   |                  |
|-----------------------------|---|---|------------------|
| Borrowings                  | - | - | 27,567.21        |
| Trade payables              | - | - | 20,722.96        |
| Other financial liabilities | - | - | 2,957.77         |
| Lease liabilities           | - | - | 1,504.72         |
| <b>Total</b>                |   |   | <b>52,752.66</b> |

There have been no transfer between level 1, level 2 and level 3 during the year

Level 1 inputs are quoted prices (unadjusted) in active markets for identical assets or liabilities that the entity can access at the measurement date;

Level 2 inputs are inputs, other than quoted prices included within Level 1, that are observable for the asset or liability, either directly or indirectly; and

Level 3 inputs are unobservable inputs for the asset or liability.

**C - Valuation techniques and processes used to determine fair value**

Fair Value of unquoted investment is determined based on present value, calculated using generally accepted valuation principals.

The fair value of security deposit has been estimated using DCF model which consider certain assumptions viz. forecast cash flows, discount rate, credit risk and volatility.

The fair values of the Company's interest-bearing borrowings and loans are determined by using DCF method using discount rate that reflects the issuer's borrowing rate as at the end of the reporting period. The own non-performance risk as at 31 March 2024 was assessed to be insignificant.

## Globus Spirits Limited

### Notes forming part of the standalone financial statements for the year ended March 31, 2024

All amounts are in ₹ Lacs, unless otherwise stated

#### Note 39 - Capital management

The Company manages its capital to ensure that the Company will be able to continue as a going concern while maximising the return to stakeholders through the optimisation of the debt and equity balance.

For the purpose of the Company's capital management, capital includes equity capital, securities premium and all other equity reserves attributable to the equity shareholders.

The Company's risk management committee reviews the capital structure periodically. The committee considers the cost of capital and risks associated with the capital.

#### Gearing Ratio

| Particulars                                  | Note  | As at<br>March 31, 2024 | As at<br>March 31, 2023 |
|--|-------|-------------------------|-------------------------|
| Non current borrowings                       | 14    | 9,196.88                | 11,089.58               |
| Current maturities of non current borrowings | 14    | 5,873.56                | 4,300.00                |
| Current borrowings                           | 14    | 16,711.67               | 12,131.36               |
| Less : Cash and cash equivalents             | 12(a) | 79.09                   | 2,799.28                |
| Less : Other bank balance                    | 12(b) | 7,606.76                | 715.99                  |
| <b>Net Debt (a)</b>                          |       | <b>24,096.26</b>        | <b>24,005.67</b>        |
| Equity share capital                         | 13    | 2,882.26                | 2,880.28                |
| Other Equity                                 | 13    | 94,281.79               | 85,782.95               |
| <b>Total Capital (b)</b>                     |       | <b>97,164.05</b>        | <b>88,663.23</b>        |
| <b>Gearing Ratio (a/b)</b>                   |       | <b>24.80%</b>           | <b>27.08%</b>           |

In order to achieve the overall objective, the Company's capital management, amongst other things, aims to ensure that it meets capital financial covenants attached to interest bearing loans and borrowings that defined capital structure requirements. There have been no breaches in the financial covenants of any interest bearing loans and borrowings in the current financial year and wherever there has been any, the company has taken the waiver from the concerned bank.

#### Note 40 - Financial risk management

The Company is exposed to various financial risks arising from underlying operations and finance activities. The Company is primarily exposed to credit risk, liquidity risk and market risk.

Financial risk management within the Company is governed by policies and guidelines approved by the senior management and board of directors. These policies and guidelines cover credit risk, liquidity risk and market risk.

##### (a) Credit risk management

Credit risk refers to the risk that a counterparty will default on its contractual obligations resulting in financial loss to the Company if the counterparty defaults on its obligations.

The Company is exposed to credit risk from cash and cash equivalents, deposits with banks, trade receivables, loans and other financial assets measured at amortized cost

##### i) Credit risk rating

The Company assesses and manages credit risk of financial assets based on following categories arrived on the basis of assumptions, inputs and factors specific to the class of financial assets.

A: Low credit risk on financial reporting date

B: Moderate credit risk

C: High credit risk

The Company provides for expected credit loss based on the following:

| Asset group        | Basis of categorisation   | Provision for expected credit loss |
|--------------------|---|------------------------------------|
| Low credit risk    | Cash and cash equivalents, other bank balances, loans, investments and other financial assets | Life time expected credit loss     |
| Medium credit risk | Trade receivables   | Life time expected credit loss     |

Assets are written off when there is no reasonable expectation of recovery, such as a debtor declaring bankruptcy or a litigation decided against the Company. The Company continues to engage with parties whose balances are written off and attempts to enforce repayment. There have been no cases of write off with the Company.

##### Cash and cash equivalents and bank balances :

Credit risk relating to cash and cash equivalents is considered negligible as counterparties are banks. The management considers the credit quality of deposits with such banks to be good and reviews the banking relationships on an on-going basis.

## Globus Spirits Limited

### Notes forming part of the standalone financial statements for the year ended March 31, 2024

All amounts are in ₹ Lacs, unless otherwise stated

#### Trade receivables :

Trade receivables are unsecured in nature and are derived from revenue earned from customers. To mitigate the credit risk related to trade receivables, the Company closely monitors the credit worthiness of the trade receivables through internal systems that are configured to define credit limits of customers, thereby, limiting the credit risk to pre-calculated amounts. The Company assesses increase in credit risk on an ongoing basis for amounts receivable that become 90 days past due for non governmental customers and 180 days past due for governmental customers and consider the default after assessment on case to case basis. Top five customers for the year ended March 31, 2024 constitutes 72% of net trade receivables (March 31, 2023: 69%). The Company evaluates the credit risk associated with trade receivables on a case-by-case basis. Historically, the Company has not experienced defaults or written off bad debts.

However, credit risk for governmental customer is considered minimal, even if receivables are due for more than 180 days, due to the Company's historical experience of timely fund realization from these customers.

The Company considers a financial asset in default when contractual payments are 90 days past due for non governmental customers. However, in certain cases, the Company may also consider a financial asset to be in default when internal or external information indicates that the Company is unlikely to receive the outstanding contractual amounts in full before taking into account any credit enhancements held by the Company. A financial asset is written off when there is no reasonable expectation of recovering the contractual cash flows.

#### Loan and other financial assets measured at amortised cost:

Other financial assets measured at amortised cost includes loans and advances to employees, security deposits and others. Credit risk related to these other financial assets is managed by monitoring the recoverability of such amounts continuously.

#### The movement to allowance for credit impaired - security deposits as follows:

| Particulars               | As at<br>March 31, 2024 | As at<br>March 31, 2023 |
|---------------------------|-------------------------|-------------------------|
| Opening balance           | 14.00                   | 14.00                   |
| Addition during the year  | -                       | -                       |
| Deletion during the year  | -                       | -                       |
| <b>Balance at the end</b> | <b>14.00</b>            | <b>14.00</b>            |

#### Expected credit loss for trade receivables:

The Company recognises lifetime expected credit losses on trade receivables using a provision matrix. In accordance with Ind AS 109, the Company uses expected credit loss model to assess the impairment loss. The Company uses a provision matrix to compute the expected credit loss allowance of trade receivables which is computed on case to case basis. The expected credit loss as on March 31, 2024 is Rs. 173.85 Lacs (March 31, 2023: Rs. 177.38 Lacs). The movement to expected credit loss for trade receivables is as follows:

| Particulars               | As at<br>March 31, 2024 | As at March 31,<br>2023 |
|---------------------------|-------------------------|-------------------------|
| Opening balance           | 177.38                  | 177.38                  |
| Addition during the year  | 65.79                   | 0.00                    |
| Deletion during the year  | 69.32                   | 0.00                    |
| <b>Balance at the end</b> | <b>173.85</b>           | <b>177.38</b>           |

#### (b) Liquidity risk management

Liquidity risk is the risk that the Company will encounter in meeting the obligations associated with its financial liabilities that are settled by delivering cash or another financial asset. The approach of the Company to manage liquidity is to ensure, as far as possible, that these will have sufficient liquidity to meet their respective liabilities when they are due, under both normal and stressed conditions, without incurring unacceptable losses or risk damage to their reputation. The working capital credit facilities are continuing facilities which are reviewed every year to ensure the availability of credit lines and borrowings facility on time.

The Company also ensures that the long term funds requirements are met through adequate availability of long term capital (Debt & Equity).

| Particulars                        | As at<br>March 31, 2024 | As at<br>March 31, 2023 |
|------------------------------------|-------------------------|-------------------------|
| Total sanctioned limits from banks | 30,000.00               | 20,000.00               |
| Utilized                           | 16,711.67               | 9,631.36                |
| Unutilized                         | 13,288.33               | 10,368.64               |

## Globus Spirits Limited

### Notes forming part of the standalone financial statements for the year ended March 31, 2024

All amounts are in ₹ Lacs, unless otherwise stated

#### (ii) Maturities of financial liabilities

The tables below analyse the Company's financial liabilities into relevant maturity groupings based on their contractual maturities. The amount disclosed in the table are the contractual undiscounted cash flow.

| Particulars                              | Upto 1 year      | Between 1 to 5 years | Over 5 years | Total            |
|--|------------------|----------------------|--------------|------------------|
| <b>As at March 31, 2024</b>              |                  |                      |              |                  |
| Borrowing *                              | 5,873.56         | 9,196.88             | -            | <b>15,070.45</b> |
| Trade payable                            | 31,389.18        | -                    | -            | <b>31,389.18</b> |
| Other financial liabilities              | 1,882.95         | -                    | -            | <b>1,882.95</b>  |
| Lease Liabilities                        | 456.17           | 659.16               | -            | <b>1,115.33</b>  |
| <b>Total non-derivatives liabilities</b> | <b>39,601.86</b> | <b>9,856.04</b>      | -            | <b>49,457.89</b> |
| <b>As at March 31, 2023</b>              |                  |                      |              |                  |
| Borrowing *                              | 6,800.00         | 11,115.81            | -            | <b>17,915.81</b> |
| Trade payable                            | 20,722.95        | -                    | -            | <b>20,722.95</b> |
| Other financial liabilities              | 2,957.77         | -                    | -            | <b>2,957.77</b>  |
| Lease Liabilities                        | 387.49           | 1,117.23             | -            | <b>1,504.71</b>  |
| <b>Total non-derivatives liabilities</b> | <b>30,868.20</b> | <b>12,233.04</b>     | -            | <b>43,101.24</b> |

\* Excludes utilized working capital limit disclosed above under liquidity risk management.

#### (c) Market risk

Market risk is the risk that the fair value of future cash flows of a financial instrument will fluctuate because of changes in market prices. Market risk comprises three types of risk: interest rate risk, currency risk and credit risk. Financial instruments affected by market risk include deposits. The functional currency of the Company is Indian Rupee.

##### i) Interest rate risk

Interest rate risk is the risk that the fair value or future cash flows of a financial instrument will fluctuate because of changes in market interest rates. The Company's exposure to the risk of changes in market interest rates relates primarily to the long-term debt obligations (including current maturities of long-term borrowings) with floating interest rates.

The Company manages its interest rate risk by having a balanced portfolio of fixed and floating interest rates on borrowings.

| Particulars       | As on March 31, 2024 | As on March 31, 2023 |
|-------------------|----------------------|----------------------|
| <b>Borrowings</b> |                      |                      |
| From banks        | 31,782.11            | 27,567.21            |
| <b>Total</b>      | <b>31,782.11</b>     | <b>27,567.21</b>     |

##### Interest rate sensitivity

The following table demonstrates the sensitivity to a reasonably possible change in interest rates of loans and borrowings. With all other variables held constant, the Company's profit before tax is affected through the impact on floating rate borrowings, as follows:

| Currency | Increase/ (decrease) in basis points | Effect on equity     |                      | Effect on profit before tax |                      |
|----------|--------------------------------------|----------------------|----------------------|-----------------------------|----------------------|
|          |                                      | As at March 31, 2024 | As at March 31, 2023 | As at March 31, 2024        | As at March 31, 2023 |
| INR      | +50 bps                              | 158.91               | 137.84               | 158.91                      | 137.84               |
| INR      | -50 bps                              | (158.91)             | (137.84)             | (158.91)                    | (137.84)             |

The assumed movement in basis points for the interest rate sensitivity analysis is based on the currently observable market environment, showing a significantly higher volatility than in prior years.

## Globus Spirits Limited

### Notes forming part of the standalone financial statements for the year ended March 31, 2024

All amounts are in ₹ Lacs, unless otherwise stated

#### Foreign Currency risk management

Foreign currency risk also known as Exchange Currency Risk is the risk that the fair value or future cash flows of an exposure will fluctuate because of changes in foreign exchange rates. Foreign currency risk in the Company is attributable to Company's operating activities.

The carrying amounts of the Company's foreign currency denominated monetary assets and monetary liabilities at the end of the reporting period denominated in Rupees are as follows :

| Particulars  | Assets               |                      | Liabilities          |                      |
|--------------|----------------------|----------------------|----------------------|----------------------|
|              | As at March 31, 2024 | As at March 31, 2023 | As at March 31, 2024 | As at March 31, 2023 |
| SGD          | -                    | 7.95                 | -                    | -                    |
| USD          | 34.01                | 262.58               | -                    | -                    |
| <b>Total</b> | <b>34.01</b>         | <b>270.53</b>        | -                    | -                    |

##### Foreign currency sensitivity analysis

The Company is mainly exposed to USD.

The following table details the Company's sensitivity to a 1% increase and decrease in the Rupee against the foreign currency. The sensitivity analysis includes only outstanding foreign currency denominated monetary item as tabulated above and adjusts their translation at the period end for 1% change in foreign currency rates. A positive number indicates an increase in profit before tax or vice-versa.

| Particulars                     | For the year ended March 31, 2024 |               | For the year ended March 31, 2023 |               |
|---------------------------------|-----------------------------------|---------------|-----------------------------------|---------------|
|                                 | strengthened by 1%                | weakens by 1% | strengthened by 1%                | weakens by 1% |
| Impact on profit for the year * |                                   |               |                                   |               |
| SGD                             | -                                 | -             | 0.08                              | (0.08)        |
| USD                             | (2.29)                            | 2.29          | 2.63                              | (2.63)        |

\* Holding all other variables constant

##### Forward foreign exchange contracts

The Company uses derivative financial instruments exclusively for hedging financial risks that arise from its commercial business. The Company manages its foreign currency risk by hedging transactions that are expected to occur within of 2 to 3 months for hedges of forecasted sales. When a derivative is entered into for the purpose of being a hedge, the Company negotiates the terms of those derivatives to match the terms of the hedged exposure. For hedges of forecast transactions, the derivatives cover the period of exposure from the point the cash flows of the transactions are forecasted up to the point of settlement of the resulting receivable that is denominated in the foreign currency.

The Company does not have any foreign currency derivatives contracts outstanding as at March 31, 2024 and March 31, 2023.



**Globus Spirits Limited**
**Notes forming part of the standalone financial statements** for the year ended March 31, 2024

All amounts are in ₹ Lacs, unless otherwise stated

**Note 41 - Employee benefits plans**
**Defined benefits plans**

The Company's gratuity scheme provides for lump sum payment to vested employees at retirement, death while in employment or on termination of employment of an amount equivalent to 15 days salary payable for each completed year of service or part thereof in excess of 6 months (subject to maximum of Rs. 20.00 lacs). Vesting occurs upon completion of 5 years of service. The present value of the defined benefit obligation and the related current service cost were measured using the Projected Unit Credit Method with actuarial valuations being carried out at each balance sheet date.

| Particulars  | Gratuity                |                         |
|--|-------------------------|-------------------------|
|  | As at<br>March 31, 2024 | As at<br>March 31, 2023 |
| <b>Movement in the present value of defined benefit obligation (A)</b>   |                         |                         |
| 1. Present value of obligation as at the beginning of the year   | 591.93                  | 470.52                  |
| 2. Current service cost  | 107.59                  | 97.55                   |
| 3. Interest cost   | 43.57                   | 33.78                   |
| 4. Actuarial (gain) / losses arising from change in Demographic Assumption                                       | (1.37)                  | 2.42                    |
| 5. Actuarial (gain) / losses arising from change in Financial Assumption   | 8.26                    | 12.92                   |
| 6. Actuarial (gain) / losses arising from change in Experience Adjustments                                       | (43.33)                 | (5.00)                  |
| 7. Benefits paid   | (48.15)                 | (20.26)                 |
| <b>8. Present value of obligation as at the end of the year</b>  | <b>658.50</b>           | <b>591.93</b>           |
| <b>Liability recognized in the financial statement (A-B)</b>   | <b>658.50</b>           | <b>591.93</b>           |
| <b>Non Current</b>   | 652.98                  | 455.74                  |
| <b>Current</b>   | 5.53                    | 136.19                  |
| <b>Main actuarial assumption</b>   |                         |                         |
| Discount rate  | 7.22%                   | 7.36%                   |
| Expected rate of increase in compensation levels   | 8.50%                   | 8.50%                   |
| Mortality rates inclusive of provision for disability (100% of Indian Assured Lives Mortality (IALM) (2012-14):- |                         |                         |
| Age upto 30 years  | 3.00%                   | 3.00%                   |
| Age from 31 to 44 years  | 2.00%                   | 2.00%                   |
| Age above 44 years   | 1.00%                   | 1.00%                   |
| Retirement age (years)   | 60                      | 60                      |

**Maturity profile of defined benefit obligation**

| Year           | Gratuity Amount |
|----------------|-----------------|
| 0 to 1 year    | 127.00          |
| 1 to 2 year    | 36.24           |
| 2 to 3 year    | 12.74           |
| 3 to 4 year    | 28.65           |
| 4 to 5 year    | 27.92           |
| 5 to 6 year    | 25.31           |
| 6 year onwards | 400.64          |

**Globus Spirits Limited**
**Notes forming part of the standalone financial statements** for the year ended March 31, 2024

All amounts are in ₹ Lacs, unless otherwise stated

| Particulars  | Gratuity                             |                                      |
|--|--------------------------------------|--------------------------------------|
|  | For the year ended<br>March 31, 2024 | For the year ended<br>March 31, 2023 |
| <b>Cost for the period</b>   |                                      |                                      |
| 1. Current service cost  | 107.59                               | 65.59                                |
| 2. Past service cost   | -                                    | -                                    |
| 3. Net interest cost   | 43.57                                | 30.20                                |
| <b>Total amount recognised in statement of profit or loss</b>              | <b>151.16</b>                        | <b>95.79</b>                         |
| <b>Re-measurements recognised in Other comprehensive income</b>            |                                      |                                      |
| 1. Actuarial (gain) / losses arising from change in demographic assumption | (1.37)                               | -                                    |
| 2. Actuarial (gain) / losses arising from change in financial assumptions  | 8.26                                 | (13.42)                              |
| 3. Actuarial (gain) / losses arising from change in experience adjustments | (43.33)                              | (8.03)                               |
| <b>Total re-measurements included in Other Comprehensive Income</b>        | <b>(36.44)</b>                       | <b>(21.45)</b>                       |
| <b>Total amount recognised in statement of profit and loss</b>             | <b>114.73</b>                        | <b>74.34</b>                         |

**Sensitivity analysis of the defined benefit obligation**

The significant actuarial assumption for the determination of defined benefit obligations are discount rate and expected salary increase.

| Particulars   | Gratuity |
|---|----------|
| <b>a) Impact of the change in discount rate *</b>   |          |
| Present value of obligation at the end of the year  | 658.50   |
| i). Impact due to increase of 0.50%                 | (30.31)  |
| ii). Impact due to decrease of 0.50%                | 33.14    |
| <b>b) Impact of the change in salary increase *</b> |          |
| Present value of obligation at the end of the year  | 658.50   |
| i). Impact due to increase of 0.50%                 | 30.30    |
| ii). Impact due to decrease of 0.50%                | (27.93)  |

Note: Sensitivities due to mortality & withdrawals are not material & hence impact for change due to these are not calculated.

**Previous years details of present value of defined benefit obligation and actuarial loss/ (gain) :**

| Assets/Liabilities                 | March 31, 2024  | March 31, 2023  | March 31, 2022  | March 31, 2021  | March 31, 2020  |
|------------------------------------|-----------------|-----------------|-----------------|-----------------|-----------------|
| Projected benefit obligation (PBO) | 658.50          | 591.93          | 470.52          | 449.85          | 393.91          |
| Plan assets                        | -               | -               | -               | -               | -               |
| <b>Net Assets/ (Liabilities)</b>   | <b>(658.51)</b> | <b>(591.93)</b> | <b>(470.52)</b> | <b>(449.85)</b> | <b>(393.91)</b> |

| Experience on actuarial gain/ (loss) for PBO and plan assets : | March 31, 2023 | March 31, 2023 | March 31, 2022 | March 31, 2021 | March 31, 2020 |
|--|----------------|----------------|----------------|----------------|----------------|
| On plan projected benefit obligation                           | (43.33)        | (5.00)         | (8.03)         | (9.56)         | (6.34)         |
| On plan assets   | -              | -              | -              | -              | -              |

**Defined contribution plans**

The Company makes contribution towards employees' provident fund and employees' deposit linked insurance scheme for qualifying employees. Under the schemes, the Company is required to contribute a specified percentage of payroll cost, as specified in the rules of the schemes, to these defined contribution schemes.

The Company has recognised for contributions to these plans in the statement of profit and loss as under :

| Particulars  | For the year ended<br>March 31, 2024 | For the year ended<br>March 31, 2023 |
|--|--------------------------------------|--------------------------------------|
| Company's contribution to provident fund and other funds | 263.71                               | 155.75                               |
| <b>Total</b>   | <b>263.71</b>                        | <b>155.75</b>                        |

## Globus Spirits Limited

### Notes forming part of the standalone financial statements for the year ended March 31, 2024

All amounts are in ₹ Lacs, unless otherwise stated

#### Note 42 - Segment reporting

The Company is engaged in the business of manufacture and sale of Indian Made Indian Liquor (IMIL), Indian Made Foreign Liquor (IMFL), Ethanol, Bulk Alcohol and Franchise Bottling. This is the only activity performed and is thus also the main source of risks and returns. The Company's segments as reviewed by the Chief Operating Decision Maker (CODM) does not result into identification of different ways / sources in to which they see the performance of the Company. Accordingly, the Company has a single reportable segment. Hence, the disclosure requirements in terms of Ind AS 108 "Operating Segments" are not applicable.

#### Note 43 - Information about major customer

| Particulars   | For the year ended March 31, 2024 | For the year ended March 31, 2023 |
|---|-----------------------------------|-----------------------------------|
| Sale to customers contributing more than 10% to Company's revenue | 156734.63                         | 135403.84                         |
| <b>Total</b>  | <b>156734.63</b>                  | <b>135403.84</b>                  |

#### Note 44 - Related party

##### Key management personnel and their relatives :

- Mr. Ajay Kumar Swarup, Managing Director
- Mr. Shekhar Swarup, Joint Managing director
- Dr. Bhaskar Roy, Executive Director and Chief Operating Officer
- Mr. Nilanjan Sarkar, Chief Financial officer
- Mr. Manik Lal Dutta, Executive Director (till July 31, 2022)
- Ms. Devika Swarup, Head Development - Projects
- Mr. Santosh Kumar Pattanayak, Company Secretary

##### Enterprises over which key management personnel and / or their relatives exercise significant influence :

- Bored Beverages Private Limited (Subsidiary)
- Biotech India Limited
- Rajasthan Distilleries Private Limited
- ADL Agrotech Limited (Formerly known as Associated Distilleries Limited)
- Rambagh Facility Services LLP
- Rambagh Estate Private Limited
- Chandbagh Investments Limited
- Globus Infosys Private Limited
- India Paryavaran Sahayak Foundation (IPSF)
- Astral Capital Private Limited
- J12 Consultancy and Ventures LLP

## Globus Spirits Limited

### Notes forming part of the standalone financial statements for the year ended March 31, 2024

All amounts are in ₹ Lacs, unless otherwise stated

#### (i) Transactions with related parties

| Particulars                                  | For the year ended March 31, 2024 | For the year ended March 31, 2023 |
|--|-----------------------------------|-----------------------------------|
| <b>Rent</b>                                  |                                   |                                   |
| Rajasthan Distilleries Private Limited       | 94.38                             | 90.60                             |
| Biotech India Limited                        | 94.38                             | 90.60                             |
| ADL Agrotech Limited                         | 191.66                            | 174.24                            |
| Rambagh Estate Private Limited               | 11.59                             | 7.48                              |
| Rambagh Facility Services LLP                | 46.49                             | 30.99                             |
| <b>Loan/Advances given</b>                   |                                   |                                   |
| Bored Beverages Private Limited (Subsidiary) | 30.00                             | -                                 |
| <b>Loan/Advances received</b>                |                                   |                                   |
| Bored Beverages Private Limited (Subsidiary) | 30.00                             | -                                 |
| <b>Interest Income</b>                       |                                   |                                   |
| Bored Beverages Private Limited (Subsidiary) | 0.44                              | -                                 |
| <b>Investment in CCPS:</b>                   |                                   |                                   |
| Bored Beverages Private Limited (Subsidiary) | 304.50                            | -                                 |
| <b>Investment in Equity:</b>                 |                                   |                                   |
| Bored Beverages Private Limited (Subsidiary) | 0.00                              | -                                 |
| <b>Strategic and Technical Consultancy</b>   |                                   |                                   |
| Rambagh Facility Services LLP                | 40.00                             | 80.00                             |
| J12 Consultancy and Ventures LLP             | 62.50                             | -                                 |
| <b>Maintenance charges</b>                   |                                   |                                   |
| Rambagh Facility Services LLP                | 82.44                             | 68.05                             |
| <b>Security deposit given</b>                |                                   |                                   |
| Rambagh Facility Services LLP                | 29.18                             | 13.58                             |
| <b>CSR amount paid</b>                       |                                   |                                   |
| India Paryavaran Sahayak Foundation          | 200.00                            | 50.00                             |

'0' represent amount which is below the rounding off norms adopted by the Company

#### Closing balances with related parties :

| Particulars                                  | As at March 31, 2024 | As at March 31, 2023 |
|--|----------------------|----------------------|
| <b>Security deposit</b>                      |                      |                      |
| ADL Agrotech Limited                         | 430.50               | 398.61               |
| Rajasthan Distilleries Private Limited       | 35.50                | 38.05                |
| Biotech India Limited                        | 35.50                | 34.66                |
| Rambagh Facility Services LLP                | 28.63                | 25.58                |
| <b>Investment outstanding</b>                |                      |                      |
| Bored Beverages Private Limited (Subsidiary) | 52.50                | -                    |
| India Paryavaran Sahayak Foundation          | 0.30                 | 0.30                 |

**Globus Spirits Limited**
**Notes forming part of the standalone financial statements** for the year ended March 31, 2024

All amounts are in ₹ Lacs, unless otherwise stated

**(ii) Transactions with key managerial personnel and their relatives:**

| Particulars                              | For the year ended March 31, 2024 | For the year ended March 31, 2023 |
|--|-----------------------------------|-----------------------------------|
| <b>Managerial remuneration</b>           |                                   |                                   |
| Mr. Ajay Kumar Swarup                    | 543.75                            | 514.21                            |
| Mr. Shekhar Swarup                       | 487.50                            | 469.33                            |
| Ms. Devika Swarup                        | 42.12                             | 39.00                             |
| Dr. Bhaskar Roy                          | 101.38                            | 94.76                             |
| Mr. Manik Lal Dutta (till July 31, 2022) | -                                 | 20.67                             |
| Mr. Nilanjan Sarkar                      | 97.20                             | 90.00                             |
| Mr. Santosh Kumar Pattanayak             | 24.66                             | 22.92                             |

Note 1: All transactions to/from related parties are made on terms equivalent to those that prevail in arm's length transactions. Outstanding balances at the year-end are unsecured and settlement occurs in cash. For the year ended March 31, 2024, the Company has not recorded any impairment of receivables relating to amounts owed by related parties (March 31, 2023: Rs. Nil). This assessment is undertaken each financial year through examining the financial position of the related party and the market in which the related party operates.

Note 2: Certain KMPs also participate in post employment benefits plans provided by the Company. The amount in respect of these towards the KMPs can not be segregated as these are based on actuarial valuation for all employees of the Company.

**Note 45 - Employee Stock Option Plan**

The shareholders at Annual General Meeting held on September 24, 2021 approved an employee stock option scheme ("ESOP 2021") which provides the grant upto 2,87,992 options to eligible employees of the Company determined by Nomination and Remuneration Committee, which are convertible into equivalent number of equity shares of Rs. 10 each as per terms of scheme.

Under the employee share based payment plans, certain employees were granted stock options of Globus Spirits Limited ('GSL'). The plan was assessed, managed and administered by the GSL. Plan granted to employees are equity-settled.

The Company applied Ind AS 102 - Share based payments to share based payment transactions. Pursuant to this standard, stock options granted to the employee by GSL were measured at fair value and recognised in the Statement of Profit and Loss over the vesting period of the options and crediting other equity. The fair value of stock options was determined by the GSL using the Black Scholes option pricing model.

The movement in the stock options under the Plan, during the year, is set out below:

| Particulars                               | For the year ended 31 March, 2024 |                                       | For the year ended 31 March, 2023 |                                       |
|---|-----------------------------------|---------------------------------------|-----------------------------------|---------------------------------------|
|   | Number of option                  | Weighted average exercise price (Rs.) | Number of options                 | Weighted average exercise price (Rs.) |
| Outstanding at the beginning of the year  | 20,284                            | 10                                    | -                                 | -                                     |
| Granted during the year                   | 69,525                            | 10                                    | 20,284                            | 10                                    |
| Forfeited during the year                 | -                                 | -                                     | -                                 | -                                     |
| Exercised during the year                 | 19,884                            | 10                                    | -                                 | -                                     |
| Expired during the year                   | -                                 | -                                     | -                                 | -                                     |
| Outstanding at the end of the year        | 69,925                            | 10                                    | 20,284                            | 10                                    |
| <b>Exercisable at the end of the year</b> | <b>400</b>                        | <b>10</b>                             | <b>-</b>                          | <b>-</b>                              |

Employee stock compensation expense in relation to stock options granted to employees of the Company is Rs. 525.88 Lacs (Previous year Rs. 83.62 Lacs)

Employee stock compensation expense under the Fair Value Method has been determined based on fair value of the stock options. The fair value of stock options was determined using the Black Scholes option pricing model with the following assumptions:

| Particulars   | Factors considered for fair valuation of options |                    |                  |                  |
|---|--|--------------------|------------------|------------------|
|   | April 01, 2023                                   | September 01, 2023 | October 01, 2023 | October 13, 2023 |
| Grant date  |  |                    |                  |                  |
| Number of options granted   | 48450  | 2000               | 4000             | 14675            |
| Expected volatility   | 45.99%   | 43.23%             | 43.81%           | 38.34%           |
| Risk free interest rate   | 6.71%  | 6.67%              | 6.73%            | 6.76%            |
| Exercise price (Rs.)  | 10.00  | 10.00              | 10.00            | 10.00            |
| Expected dividend yield   | 0.71%  | 0.71%              | 0.71%            | 0.68%            |
| Life of options (year)  | 1.00   | 1.00               | 1.00             | 1.00             |
| Weighted average exercise price                                   | 10.00  | 10.00              | 10.00            | 10.00            |
| Weighted average fair value of options as at the grant date (Rs.) | 776.00   | 877.00             | 859.00           | 835.00           |

**Globus Spirits Limited**
**Notes forming part of the standalone financial statements** for the year ended March 31, 2024

All amounts are in ₹ Lacs, unless otherwise stated

|  |   |
|--|---|
| Expected option life   | The expected option life is assumed to be mid-way between the option vesting and expiry.  |
| Expected volatility  | Volatility was calculated using standard deviation of daily change in stock price. The historical period considered for volatility is matched with the life of options. |
| Terms and conditions of eligibility of options in the current year and previous year   | Service based specified in grant letter   |
| Model used   | Black-Scholes Method  |
| How expected volatility was determined, including an explanation of the extent to which expected volatility was based on historical volatility; and Whether and how any other features of the option grant were incorporated into the measurement of fair value, such as a market condition. | The following factors have been considered:<br>(a) Share price (b) Exercise prices (c) Historical volatility (d) Expected option life (e) Dividend yield                |

**Note 46 - Key ratios**

| Ratios                                  | Numerator                                | Denominator                  | Measurement  | As at March 31, 2024 | As at March 31, 2023 | % Variance | Reason for Variance*   |
|---|--|------------------------------|--|----------------------|----------------------|------------|--|
| <b>Current Ratio</b>                    | Current assets                           | Current Liabilities          | Current Asset/ Current Liabilities                       | 1.04                 | 1.10                 | -(4.74%)   | N/A  |
| <b>Debt-Equity Ratio</b>                | Total Debt                               | Shareholder's Equity         | Total Debt/ Shareholder's Equity                         | 0.33                 | 0.31                 | (5.38%)    | N/A  |
| <b>Debt Service Coverage Ratio</b>      | Earning available for debt service       | Debt Service                 | Earning available for debt service/ Debt service         | 1.72                 | 2.56                 | -(32.74%)  | Earnings/margins have been decreased due to increase in cost of input material cost.           |
| <b>Return on Equity Ratio</b>           | Net Profit after tax (PAT)               | Average shareholder's equity | PAT/Average shareholder's equity                         | 10.41%               | 14.73%               | -(29.32%)  | Decrease in profits due to increased cost mainly on account of prices of raw material.         |
| <b>Inventory Turnover Ratio</b>         | Cost of goods sold or sales              | Average inventory            | Cost of goods sold/Average Inventory                     | 9.51                 | 9.32                 | (2.02%)    | N/A  |
| <b>Trade Receivables Turnover Ratio</b> | Net Credit Sales                         | Average accounts receivables | Sale of product and services/ Avg. accounts receivables  | 9.94                 | 12.80                | -(22.31%)  | N/A  |
| <b>Trade Payables Turnover Ratio</b>    | Net Credit Purchases                     | Average accounts payables    | Purchase of goods and services/ average accounts payable | 6.45                 | 7.23                 | -(10.76%)  | N/A  |
| <b>Net Capital Turnover Ratio</b>       | Net Sales                                | Working Capital              | Net Sales/ Working Capital                               | 91.61                | 47.42                | (93.20%)   | Increased sales volume from the previous year has mainly led to increase variance.             |
| <b>Net Profit Ratio</b>                 | Net Profit after tax (PAT)               | Revenue from operations      | PAT/Revenue from operations                              | 3.07%                | 4.33%                | (29.00%)   | Decrease in profits due to increased cost mainly on account of prices of input material cost.  |
| <b>Return on Capital Employed</b>       | Earning before interest and taxes (EBIT) | Capital Employed             | EBIT/Capital Employed                                    | 8.62%                | 15.49%               | -(44.34%)  | Decrease in earnings due to increased cost mainly on account of prices of input material cost. |
| <b>Return on Investment</b>             | Net return on investment                 | Average value of investment  | Net return on investment / Average value of investment   | 0.00%                | 0.00%                | 0.00%      | N/A  |

\* Explanation has been provided where change in the ratio is more than 25% as compared to the ratio of preceding year.



## Globus Spirits Limited

### Notes forming part of the standalone financial statements for the year ended March 31, 2024

All amounts are in ₹ Lacs, unless otherwise stated

#### Note 47 - Income Tax

During the year ended March 31, 2023, the Income Tax Department had carried out search and seizure operation at the head office and other premises of the Company from January 30, 2023 to February 03, 2023 under section 132 of the Income-tax Act, 1961 ('IT Act'). Subsequent to year end, the Company has received assessment orders for the last 10 assessment years in the first week of April'24 disallowing certain expenses resulting in an aggregate tax impact of Rs. 5,649 lacs (including interest). The Company has no tax demand for the AY 2014-15 to AY 2020-21 and for the remaining 3 years, the amount of tax demand is Rs. 4,093 lacs, out of which Rs. 532 lacs was paid as self-assessment tax during the quarter ended December 31, 2023. The Company has filed an appeal u/s 246A of the IT Act for all the assessment years covered by the order and has paid Rs 2,511 lacs under protest. The management has appointed an independent firm to review these disallowances and report to Audit committee and the Company has been legally advised that the tax demand may not be sustainable at the appellate forums. While the outcome is awaited, based on legal advice and company's preliminary assessment, management has determined that no material adjustments are needed with respect to the aforementioned matter in standalone financial statements. While the uncertainty exists regarding the outcome of the search and seizure carried out by the Department, the Company after considering all available information and facts as of date, has not identified the need for any adjustments in the financial statements.

#### Note 48 - Dividend paid & proposed dividend

The Company has paid final dividend amounting to Rs. 1728.16 Lacs (Rs. 6 per equity share (par value of Rs. 10 each)), basis the dividend declared by the board of directors in their meeting held on May 25, 2023. The payment was made post approval by the shareholders in the Annual General Meeting (AGM) of the Company. The dividend was paid on the 5th working day from the date of declaration of the final dividend by the shareholders in the AGM.

For the financial year 2023-24, the Board of Directors recommended a final dividend of Rs. 3.50 per equity share (par value of Rs. 10 each). This payment is subject to the approval of shareholders in the AGM of the Company. The dividend will be paid on the 5th working day from the date of declaration of the final dividend to the shareholders. The book closure date for the purpose of the payment of final dividend and AGM date will be announced in due course.

#### Note 49 - Additional Disclosures

| Particulars  | Notes in financial statements  |
|--|--|
| Details of benami property held  | The Company does not have any benami property, where any proceeding has been initiated or pending against the Company for holding any benami property.   |
| Title deeds of immovable property not held in name of company  | The Company does not have any such property, where title deed is not registered in name of company.  |
| Willful defaulter  | The Company has not been declared a "Willful Defaulter" by any bank or financial institution (as defined under the Companies act, 2013) or consortium thereof, in accordance with the guidelines on Willful defaulter issued by Reserve Bank of India.   |
| Relationship with struck off companies   | The Company does not have any transactions with struck-off companies.  |
| Registration of charges or satisfaction with Registrar of Companies (ROC)                                  | The Company does not have any charges which are yet to be registered with ROC beyond the statutory period. In respect of borrowings repaid during the year, the Company is yet to receive no dues certificate from the banks, pending which, satisfaction of charges is yet to be registered with ROC.   |
| Restriction on number of layers  | The Company has ensured compliance with section 2(87) of the Companies act, 2013 read with Companies (Restriction on number of layers) Rules, 2017 ("Layering Rules") is not applicable.   |
| Details of crypto currency or virtual currency   | The Company have not traded or invested in crypto currency or virtual currency during the year.  |
| Utilisation of borrowed funds and share premium  | The Company have not advanced or loaned or invested funds to any other person or entity including foreign entities (Intermediaries) with the understanding that the intermediary shall directly or indirectly lend or invest in other persons or entities identified in any manner whatsoever by or on behalf of Company (Ultimate Beneficiaries); or provide any guarantee, security or the like to or on behalf of the ultimate beneficiaries.<br>The Company have not received any fund from any person or entity, including foreign entities (Funding Party) with the understanding (whether recorded in writing or otherwise) that the Company shall: directly or indirectly lend or invest in other persons or entities identified in any manner whatsoever by or on behalf of funding party (Ultimate Beneficiaries); or provide any guarantee, security or the like to or on behalf of the ultimate beneficiaries. |
| Undisclosed income   | The Company does not have any transaction which is not recorded in the books of accounts that has been surrendered or disclosed as income during the year in the tax assessments under the Income Tax Act, 1961 (such as, search or survey or any other relevant provisions of the Income Tax Act, 1961)   |
| Core investment companies (CIC)  | The Group (as per the provisions of the Core Investment Companies (Reserve Bank) Directions, 2016) has one register CIC and one unregistered CIC as part of the Group.   |
| Revaluation of PPE or intangible assets  | The Company has not revalued its property, plant and equipment including right-of-use assets or intangible assets during the year.   |
| Loans or advances in the nature of loans are granted to promoters, Directors, KMPs and the related parties | There are no loans or advances in the nature of loans are granted to promoters, Directors, KMPs.   |
| Compliance with approved Scheme(s) of Arrangements   | No scheme of arrangements has been approved by the Competent Authority in term of sections 230 to 237 of the Companies Act, 2013, during the year.   |

\* The above disclosures are applicable for year ended March 31, 2024 and March 31, 2023

## Globus Spirits Limited

### Notes forming part of the standalone financial statements for the year ended March 31, 2024

All amounts are in ₹ Lacs, unless otherwise stated

#### Note 50- Disclosure on revenue pursuant to Ind AS 115 - Revenue from contracts with customers

##### A. Reconciliation of reveue from sale of products and rendering of services with the contracted price

| Particulars                                   | For the year ended March 31, 2024 | For the year ended March 31, 2023 |
|---|-----------------------------------|-----------------------------------|
| Contracted price                              | 242,892.80                        | 211,950.98                        |
| Add: Excise duty                              | 73,253.65                         | 71,340.85                         |
| Less: Discounts and rebates etc.              | (1,577.14)                        | (1,157.58)                        |
| <b>Sale of products/rendering of services</b> | <b>314,569.31</b>                 | <b>282,134.24</b>                 |

##### B. Disaggregation of revenue

Set out below is the disaggregation of Company's revenue from contracts with customers:

##### Revenue from contracts with customers

| Particulars  | For the year ended March 31, 2024 | For the year ended March 31, 2023 |
|--|-----------------------------------|-----------------------------------|
| <b>i) Revenue from operations</b>                                  |                                   |                                   |
| <b>a) Sale of goods</b>  |                                   |                                   |
| Industrial alcohol   | 132,856.96                        | 107,754.98                        |
| Indian made indian liquor (Country liquor & Rajasthan made liquor) | 75,984.11                         | 70,894.57                         |
| Indian made foreign liquor (Foreign liquor)                        | 5,577.12                          | 5,073.13                          |
| Spent grain, Co2, Animal feed supplement dried, etc.               | 25,324.39                         | 25,353.26                         |
| Others   | 34.31                             | 12.58                             |
| Add: Excise duty collected   | 73,253.65                         | 71,340.85                         |
| <b>Sub total</b>   | <b>313,030.54</b>                 | <b>280,429.36</b>                 |
| <b>b) Rendering of services</b>                                    |                                   |                                   |
| Bottling income  | 1,538.77                          | 1,704.89                          |
| <b>Sub total</b>   | <b>1,538.77</b>                   | <b>1,704.89</b>                   |
| <b>Operating revenue</b>   | <b>3,14,569.31</b>                | <b>282,134.25</b>                 |
| <b>ii) Other operating income</b>                                  |                                   |                                   |
| Duty drawback and other export incentives                          | 152.09                            | 112.59                            |
| <b>Total revenue covered under Ind AS 115 (refer note 22)</b>      | <b>3,14,721.41</b>                | <b>282,246.84</b>                 |

##### C. Contract balances

The following table provides information about receivables and contract liabilities from contract with customers:

| Particulars                               | For the year ended March 31, 2024 | For the year ended March 31, 2023 |
|---|-----------------------------------|-----------------------------------|
| <b>Contract liabilities</b>               |                                   |                                   |
| Advance from customers                    | 810.23                            | 1,643.06                          |
| <b>Total</b>                              | <b>810.23</b>                     | <b>1,643.06</b>                   |
| <b>Receivables</b>                        |                                   |                                   |
| Trade receivables                         | 27,734.53                         | 21,148.33                         |
| Less: Allowances for expected credit loss | (173.85)                          | (177.38)                          |
| <b>Net receivables</b>                    | <b>27,560.68</b>                  | <b>20,970.95</b>                  |

Contract assets is the right to consideration in exchange for goods or services transferred to customer and Contract liabilities are contractual obligation to transfer the goods or services to customer against which the consideration has already been received

The amount receivables from customers become due after the expiry of credit period which ranges between 30-180 days on an average basis.

As a practical expedient provided in Ind AS 115.121, an entity has decided not to disclose the amount of the remaining performance obligations for contracts with original expected duration of less than one year or those that meet the requirements of the right to invoice practical expedient in Ind AS 115.B16.

## Globus Spirits Limited

### Notes forming part of the standalone financial statements for the year ended March 31, 2024

All amounts are in ₹ Lacs, unless otherwise stated

#### D. Movement in contract liabilities (advance from customer) during the year as follows:

| Particulars                        | For the year ended<br>March 31, 2024 | For the year ended<br>March 31, 2023 |
|------------------------------------|--------------------------------------|--------------------------------------|
| <b>Opening balance</b>             | <b>1,643.06</b>                      | <b>718.35</b>                        |
| Addition during the year           | 810.23                               | 1,643.06                             |
| Revenue recognised during the year | (1,643.06)                           | (718.35)                             |
| <b>Closing balance</b>             | <b>810.23</b>                        | <b>1,643.06</b>                      |

#### E. Movement in unbilled revenue:

| Particulars                              | For the year ended<br>March 31, 2024 | For the year ended<br>March 31, 2023 |
|--|--------------------------------------|--------------------------------------|
| <b>Opening balance</b>                   | <b>307.14</b>                        | <b>64.61</b>                         |
| Addition during the year                 | 107.16                               | 429.20                               |
| Deletion/Invoices raised during the year | 402.70                               | 186.67                               |
| <b>Closing balance</b>                   | <b>11.60</b>                         | <b>307.14</b>                        |

#### F. Information about geographical structure:

The following information discloses revenue from external customers based on geographical areas:

##### Revenue from external customers:

| Particulars                  | For the year ended<br>March 31, 2024 | For the year ended<br>March 31, 2023 |
|------------------------------|--------------------------------------|--------------------------------------|
| India                        | 3,07,655.51                          | 2,77,008.72                          |
| Outside India                | 7,065.91                             | 5,238.13                             |
| <b>Total (refer note 22)</b> | <b>3,14,721.42</b>                   | <b>2,82,246.85</b>                   |

#### G. Information about timing:

##### Timing of revenue recognition

|  |                    |                    |
|--|--------------------|--------------------|
| Services/products transferred at a point in time | 3,14,721.42        | 2,82,246.85        |
|  | <b>3,14,721.42</b> | <b>2,82,246.85</b> |

#### H. Information about type of customers:

|                             |                    |                    |
|-----------------------------|--------------------|--------------------|
| Governmental customers      | 2,22,754.11        | 1,79,060.41        |
| Non- governmental customers | 91,967.31          | 1,03,186.44        |
|                             | <b>3,14,721.42</b> | <b>2,82,246.85</b> |

The Company has all the revenue from short term contracts and there are no long term contracts available with the Company

#### Note 51 - Subsequent Events

All events or transactions that have taken place between March 31, 2024 and date of signing of the standalone financial statements and for which the Indian Accounting Standard 10 – 'Events after the Reporting Period' ('Ind AS 10') requires disclosure/adjustment are disclosed and/or adjusted in the standalone financial statements.

#### Note 52 - Approval of standalone financial statements

These standalone financial statements were approved for issue by the Board of Directors on May 30, 2024.

## Globus Spirits Limited

### Notes forming part of the standalone financial statements for the year ended March 31, 2024

All amounts are in ₹ Lacs, unless otherwise stated

#### Note 53 - Audit trail

The Ministry of Corporate Affairs (MCA) has prescribed a new requirement for companies under the proviso to Rule 3(1) of the Companies (Accounts) Rules, 2014 inserted by the Companies (Accounts) Amendment Rules 2021 requiring companies, which uses accounting software for maintaining its books of account, shall use only such accounting software which has a feature of recording audit trail of each and every transaction, creating an edit log of each change made in the books of account along with the date when such changes were made and ensuring that the audit trail cannot be disabled.

The Company uses an accounting software for maintenance of books of account. Once the financial entries are posted in accounting software, no changes are allowed to already posted transactions. Also, in case of cancellation/reversal of already posted entries, separate entries are created in the application.

Further, the database of the accounting software is operated by a third-party software service provider and information on the availability of audit trail (edit log) feature is not covered in the 'Independent Service Auditor's Assurance Report on the Description of Controls, their Design and Operating Effectiveness' ('Type 2 report' issued in accordance with SAE 3000 (Revised), Assurance Engagements Other than Audits or Reviews of Historical Financial Information) at the database level. The Company has migrated to a new accounting software with effect from 1 April 2024 which will include the database of audit trail functionality in the next year's Type 2 report.

#### Note 54 - Reconciliation of liabilities from financing activities

Effective April 1, 2017, the Company adopted the amendment to Ind AS-7, which require the entities to provide disclosures that enable users of financial statements to evaluate changes in liabilities arising from financing activities, including both changes arising from cash flows and non-cash changes, suggesting inclusion of a reconciliation between the opening and closing balances in the consolidated balance sheet for liabilities arising from financing activities, to meet the disclosure requirements. The required disclosure is presented below:

| Particulars   | As on<br>April 01, 2023 | Cash flows | Non cash changes |            |         | As on<br>March 31, 2024 |
|---|-------------------------|------------|------------------|------------|---------|-------------------------|
|   |                         |            | Interest expense | New leases | Others  |                         |
| Non current borrowings (including current maturities) | 17,935.86               | (2,819.24) | -                | -          | (46.18) | 15,070.45               |
| Current borrowings                                    | 9,631.35                | 7,080.31   | -                | -          | -       | 16,711.67               |
| Lease liabilities                                     | 1,504.72                | (495.91)   | 106.52           | -          | -       | 1,115.33                |
|   |                         |            |                  |            |         |                         |
| Particulars   | As on<br>April 01, 2022 | Cash flows | Non cash changes |            |         | As on<br>March 31, 2023 |
|   |                         |            | Interest expense | New leases | Others  |                         |
| Non current borrowings (including current maturities) | 12,415.80               | 5,473.78   | -                | -          | 46.28   | 17,935.86               |
| Current borrowings                                    | 4,982.93                | 4,648.41   | -                | -          | -       | 9,631.35                |
| Lease liabilities                                     | 547.07                  | (483.07)   | 117.01           | 1,323.71   | -       | 1,504.72                |

**Globus Spirits Limited****Notes forming part of the standalone financial statements** for the year ended March 31, 2024

All amounts are in ₹ Lacs, unless otherwise stated

**Note 55 - Previous year's figures**

In accordance with the principles of Indian Accounting Standard 8 - 'Accounting Policies, Changes in Accounting Estimates and Errors' ("Ind AS 8"), the comparative financial information for the year ended 31 March 2023 included in these financial statements, have been restated on account of correction of following reclassification/ regrouping errors:

Reclassification of financial information of previous year ended March 31, 2023:

| Particulars              | From                                       | To  | Amount   | Note reference |
|--------------------------|--|---|----------|----------------|
| Current assets           | Cash and cash equivalents                  | Other bank balances   | 2,604.85 | Note 1         |
| Non- current assets      | Right to use of assets                     | Property, plant and equipments  | 175.04   | Note 2         |
| Non- current liabilities | Lease liabilities                          | Borrowings  | 26.23    | Note 2         |
| Current liabilities      | Lease liabilities                          | Borrowings  | 20.05    | Note 2         |
| Current liabilities      | Trade payables                             | Other financial liabilities   | 679.15   | Note 3         |
| Expenses                 | Other expenses                             | Cost of materials consumed  | 1,962.68 | Note 4         |
| Expenses                 | Cost of materials consumed                 | Changes in inventories of finished goods and work in progress               | 362.85   | Note 5         |
| Non- current assets      | Other financial assets - security deposits | Other financial assets - bank deposits with maturity of more than 12 months | 274.84   | Note 6         |

*Note 1: Pertains to reclassification of deposits made with bank having original maturity more than 3 months from cash and cash equivalent to bank balance other than cash and cash equivalent.*

*Note 2: Pertains to regrouping of carrying value of Motor vehicles purchased by the Company from right of use assets to property, plant and equipment and the carrying value of loan obtained from the bank to purchase such motor vehicles from lease liability to borrowings.*

*Note 3: Pertains to reclassification of contractual obligations towards employee dues from trade payable to other financial liabilities*

*Note 4: Pertains to regrouping of freight inward charges from other expenses to cost of material consumed*

*Note 5: Pertains to regrouping of changes in inventories of work in progress from cost of material consumed to changes in inventories of finished goods and work in progress.*

*Note 6: Pertains to reclassification of deposits made with bank having maturity of more than 12 months from security deposit to bank deposit with maturity of more than 12 months within non-current other financial assets.*

Summary of material accounting policies and other explanatory information  
This is the standalone balance sheet referred to in our report of even date.

**For Walker Chandio & Co LLP**  
Chartered Accountants  
Firm's Registration Number : 001076N/N500013

**Arun Tandon**  
**Partner**  
Membership No. 517273

Place : New Delhi  
Date : May 30, 2024

**For and on behalf of the Board of Directors**

**Ajay K. Swarup**  
**Managing Director**  
DIN-00035194

**Nilanjan Sarkar**  
**Chief Financial Officer**

Place : New Delhi  
Date : May 30, 2024

**Shekhar Swarup**  
**Joint Managing Director**  
DIN-00445241

**Santosh Kumar Pattanayak**  
**Company Secretary**  
ACS-18721

**Bhaskar Roy**  
**Executive Director**  
DIN-02805627