



August 8, 2024

**BSE Limited**  
Floor 25, P. J. Towers  
Dalal Street, Fort  
**Mumbai - 400 001**

**National Stock Exchange of India Limited**  
Exchange Plaza  
Bandra Kurla Complex  
Bandra (E)  
**Mumbai - 400 051**

Scrip Code: **530019**

Symbol: **JUBLPHARMA**

**Sub: Notice of the 46<sup>th</sup> Annual General Meeting scheduled to be held on Friday, August 30, 2024 and Annual Report for the Financial Year 2023-24**

Dear Madam/Sirs,

Pursuant to Regulations 30 and 34 of the SEBI (Listing Obligations and Disclosure Requirements) Regulations, 2015, we are enclosing herewith the following documents:

1. Notice of the 46<sup>th</sup> AGM (including e-voting instructions) (**AGM Notice**)
2. Annual Report for the Financial Year 2023-24 (**Annual Report**)

The important information w.r.t the 46<sup>th</sup> AGM and e-voting are as follows:

- The 46<sup>th</sup> AGM of the Company is scheduled to be held on **Friday, August 30, 2024, at 11:00 a.m. (IST)** through Video Conferencing (VC) / Other Audio-Visual Means (OAVM).
- The AGM notice and Annual Report for the Financial Year 2023-24 have been sent to all the members of the Company whose email addresses are registered with the Company/ Depository Participant(s) as on Friday, August 2, 2024.
- The Company has provided the facility to vote by electronic means (remote e-voting as well as e-voting at the AGM) to the members who are holding shares on the Cut-off date i.e. Friday, August 23, 2024.
- **The remote e-voting will commence at 9:00 a.m. (IST) on Tuesday, August 27, 2024 and end at 5:00 p.m. (IST) on Thursday, August 29, 2024.**
- Other important information including detailed procedure for remote e-voting before and during the AGM has been provided in the notes forming part of the AGM Notice.

A Jubilant Bhartia Company

OUR VALUES



**Jubilant Pharmova Limited**

1-A, Sector 16-A,  
Noida-201 301, UP, India  
Tel: +91 120 4361000  
Fax: +91 120 4234895-96  
[www.jubilantpharmova.com](http://www.jubilantpharmova.com)

Regd Office:  
Bhartiagram, Gajraula  
Distt. Amroha - 244 223  
UP, India  
CIN : L24116UP1978PLC004624



The above documents are also available on the Company's website [www.jubilantpharmova.com](http://www.jubilantpharmova.com) at the following links:

Notice	<a href="https://www.jubilantpharmova.com/uploads/downloads/JPM_AGM-Notice_2024.pdf">https://www.jubilantpharmova.com/uploads/downloads/JPM_AGM-Notice_2024.pdf</a>
Annual Report	<a href="https://www.jubilantpharmova.com/uploads/downloads/JPM_AnnualReport_2023-24.pdf">https://www.jubilantpharmova.com/uploads/downloads/JPM_AnnualReport_2023-24.pdf</a>

We request you to take the above on record.

Thanking you,

Yours faithfully,  
For Jubilant Pharmova Limited

Naresh Kapoor  
Company Secretary

Encl: as above

A Jubilant Bhartia Company

OUR VALUES



**Jubilant Pharmova Limited**

1-A, Sector 16-A,  
Noida-201 301, UP, India  
Tel: +91 120 4361000  
Fax: +91 120 4234895-96  
[www.jubilantpharmova.com](http://www.jubilantpharmova.com)

Regd Office:  
Bhartiagram, Gajraula  
Distt. Amroha - 244 223  
UP, India  
CIN : L24116UP1978PLC004624



## JUBILANT PHARMOVA LIMITED

(CIN: L24116UP1978PLC004624)

Regd. Office: Bhartiagram, Gajraula, District Amroha - 244 223 (U.P.)

Email: [investors@jubl.com](mailto:investors@jubl.com)

Website: [www.jubilantpharmova.com](http://www.jubilantpharmova.com)

Phone: +91-5924-267437

## NOTICE

Notice is hereby given that the Forty-sixth (46<sup>th</sup>) Annual General Meeting of the Members of Jubilant Pharmova Limited ('the Company') will be held on **Friday, August 30, 2024 at 11:00 A.M. (IST)** through Video Conferencing ('VC')/ Other Audio Visual Means ('OAVM'), to transact the following business:

### ORDINARY BUSINESS:

- To receive, consider and adopt:
  - the Audited Standalone Financial Statements of the Company for the financial year ended March 31, 2024 together with the Reports of the Board of Directors and the Auditors thereon; and
  - the Audited Consolidated Financial Statements of the Company for the financial year ended March 31, 2024 together with the Report of the Auditors thereon.
- To declare a Dividend of ₹5 per equity share of the face value of ₹1 each for the Financial Year ended March 31, 2024.
- To appoint a Director in place of Mr. Arvind Chokhany [DIN: 06668147], who retires by rotation and, being eligible, offers himself for re-appointment.
- To appoint a Director in place of Mr. Arjun Shanker Bhartia [DIN: 03019690], who retires by rotation and, being eligible, offers himself for re-appointment.

By Order of the Board  
For **Jubilant Pharmova Limited**  
Sd/-

Naresh Kapoor  
Company Secretary

Place: Noida

Dated: June 10, 2024

Membership No.: A11782

### NOTES:

- Brief profile and other relevant information of the Directors proposed to be re-appointed are annexed hereto as **Annexure - A**.
- The Ministry of Corporate Affairs ('MCA') has, vide its circular dated May 5, 2020 read with circulars dated April 8, 2020, April 13, 2020, January 13, 2021, December 8, 2021, December 14, 2021, May 5, 2022 and September 25, 2023 (collectively referred to as the 'MCA Circulars') permitted convening the AGM through VC or OAVM, without the physical presence of the members at a common venue. In accordance with the MCA Circulars, provisions of the Act and the SEBI (Listing Obligations and Disclosure Requirements) Regulations, 2015 ('the Listing Regulations'), the AGM of the Company is being held through VC/ OAVM.
- Since this AGM is being held without physical presence of the Members, the Proxy Form and the Attendance Slip are not annexed to this Notice.
- Members attending the AGM through VC/ OAVM facility shall be counted for the purpose of reckoning the quorum under Section 103 of the Act.
- In case of joint holders, the Member whose name appears as the first holder in the order of names as per the Register of Members of the Company will be entitled to vote at the AGM.
- In compliance with the aforesaid MCA Circulars and SEBI Circular No. SEBI/HO/CFD/CMDI/CIR/P/2020/79 dated May 12, 2020 and subsequent circulars issued from time to time, the latest one being SEBI/HO/CFD/CFD-PoD-2/P/CIR/2023/167 dated October 7, 2023 (Collectively referred to as 'SEBI Circulars'), Notice, inter alia, explaining the manner of attending AGM through VC/ OAVM and electronic voting (e-voting) along with the Annual Report for the Financial Year 2023-24 is being sent only through electronic mode to those Members whose e-mail addresses are registered with the Company or Depository Participants or Registrar and Transfer Agent ('RTA') of the Company, M/s Alankit Assignments Limited. Members may note that the Notice and Annual Report for Financial year 2023-24 will also be available on the Company's website [www.jubilantpharmova.com](http://www.jubilantpharmova.com), website of the stock exchanges i.e. BSE Limited and National Stock Exchange of India Limited at [www.bseindia.com](http://www.bseindia.com) and [www.nseindia.com](http://www.nseindia.com), respectively and on the website of National Securities Depository Limited ('NSDL') at [www.evoting.nsdl.com](http://www.evoting.nsdl.com).
- Since the AGM will be held through VC/ OAVM without physical presence of the Members at a common venue, the route map is not attached.
- The Notice of AGM and Annual Report will be sent to those Members/ beneficial owners whose names appear in the Register of Members / list of beneficiaries as on Friday, August 02, 2024.
- The dividend of ₹ 5 per equity share as recommended by the Board of Directors of the Company, if declared at the Meeting, will be paid within 30 days from the date of AGM to those members or their mandates:
  - whose names appear on the Company's Register of Members on Friday, August 02, 2024; and
  - whose names appear as Beneficial Owners as at the end of business hours on Friday, August 02, 2024 in the lists of Beneficial Owners furnished by National Securities Depository Limited ('NSDL') and Central Depository Services (India) Limited ('CDSL') in respect of shares held in dematerialised form.

10. SEBI, vide its circular dated November 03, 2021 (subsequently amended by circulars dated December 14, 2021, March 16, 2023, November 17, 2023 and June 10, 2024) mandated that with effect from April 01, 2024, dividend to shareholders (holding shares in physical form) shall be paid only through electronic mode. Such payment shall be made only if the folio is KYC compliant i.e. the details of PAN, choice of nomination, contact details, mobile no. complete bank details and specimen signatures are registered. In case of non-updation of PAN or Choice of Nomination or Contact Details or Mobile Number or Bank Account Details or Specimen Signature in respect of physical folios, dividend shall be paid upon furnishing all the aforesaid details in entirety.

The KYC forms can be downloaded from <https://www.jubilantpharmova.com/investors/investor-information/updation-of-kyc-details>.

11. Pursuant to the Finance Act, 2020, dividend income is taxable in the hands of shareholders with effect from April 1, 2020 and the Company is required to deduct tax at source from dividend paid to the shareholders at the prescribed rates. The TDS rate may vary depending on the residential status of the shareholder and the documents submitted to the Company in accordance with the provisions of the Income Tax Act, 1961. It is to be noted that dividend for the Financial Year 2023-24 is subject to declaration by the Members at the AGM. Upon declaration, this dividend will be taxable in the hands of the shareholders in the Financial Year 2024-25 (Assessment Year 2025-26). Accordingly, all the details and declarations are required to be furnished for Financial Year 2024-25 (Assessment Year 2025-26). The rate of TDS for various categories of shareholders along with the required documents are available at the website of the Company at [www.jubilantpharmova.com](http://www.jubilantpharmova.com).

Kindly note that the aforesaid documents, duly executed, can be sent to the company as under:

- (A) Executed documents can be sent through email at [investors@jubl.com](mailto:investors@jubl.com);
- (B) Executed documents (in original) can be sent directly at the Corporate Office of the Company situated at Plot 1A, Sector 16A, Noida - 201301.

The aforesaid executed documents must reach the Company on or before August 20, 2024 in order to enable the Company to determine and deduct appropriate TDS/withholding tax on payment of dividend. It is to be duly noted that the Members sending documents through email are also required to send the executed documents (in original) at the Corporate Office of the Company. Shareholders are requested to note that in case their PAN is not registered or valid, the tax will be deducted at a higher rate of 20%.

12. Change of Address or Other Particulars

Members are requested to intimate change, if any, in their address (with PIN Code), E-mail ID, nominations, bank details, mandate instructions, National Electronic Clearing Service ('NECS') mandates, etc. under the signature of the registered holder(s) to:

- The Registrar and Transfer Agent ('RTA') of the Company in respect of shares held in physical form; and
- The Depository Participants in respect of shares held in electronic form.

13. Pursuant to Section 72 of the Act, read with Rule 19(1) of the Companies (Share Capital and Debentures) Rules, 2014, member(s) of the Company may nominate a person to whom the shares held by him/ them shall vest in the event of his/ their unfortunate death. Accordingly, members holding shares in physical form, desirous of availing this facility may submit nomination in Form SH-13 to RTA of the Company. In respect of shares held in dematerialised form, the nomination form may be filed with the concerned Depository Participant.

14. Dividends pertaining to the Financial Years upto and including 1993-94, remaining unpaid/ unclaimed, have been transferred to the General Revenue Account of the Central Government. Members having valid claims of unpaid/ unclaimed dividend for any of these Financial Years may approach the Investor Education and Protection Fund Authority ('IEPF Authority').

Dividends pertaining to the Financial Years 1994-95 to 2015-16 remaining unpaid/ unclaimed, have been transferred to the Investor Education and Protection Fund (the 'Fund'). No claims shall lie against the Company for the amounts transferred as above. Members having valid claims of unpaid/ unclaimed dividend for any of these financial years may approach the IEPF Authority.

Members may kindly note that unpaid/ unclaimed dividend for the Financial Year 2016-17 is due for transfer to the Fund on October 4, 2024. Members are, therefore, requested to lodge their claims with RTA, well in advance to avoid any hardship. Once transferred, Members having valid claims of unpaid/ unclaimed dividend for the Financial Year 2016-17 may approach the IEPF Authority.

Attention of the members is drawn to the provisions of Section 124(6) of the Act which require a company to transfer all shares in respect of which dividend has not been paid or claimed for 7 (seven) consecutive years or more, in favour of the IEPF Authority.

In accordance with the aforesaid provisions of the Act read with the Investor Education and Protection Fund Authority (Accounting, Audit, Transfer and Refund) Rules, 2016, as amended, the Company has transferred 20,39,478 shares, to the Fund, in respect of which dividend has not been paid or claimed by the members for seven (7) consecutive years or more with respect to the financial years 2009-10, 2010-11, 2011-12, 2012-13, 2013-14, 2014-15 and 2015-16. The Company shall be initiating similar action in respect of dividend declared for the financial year 2016-17. Members are advised to visit the web-link: <https://www.jubilantpharmova.com/investors/unclaimed-dividend-and-shares> to ascertain details of the shares to be transferred to the IEPF Authority.

15. The Company has a dedicated E-mail address [investors@jubl.com](mailto:investors@jubl.com) for members to e-mail their queries or lodge complaints, if any. We will endeavor to reply to your queries at the earliest.

The Company's website [www.jubilantpharmova.com](http://www.jubilantpharmova.com) has a dedicated section on Investors. It also answers your Frequently Asked Questions (FAQs).

16. Regulation 40 of the Listing Regulations, as amended, mandates that transfer, transmission and transposition of securities held in physical form shall be effected only in demat mode. Further, SEBI vide Circular No. SEBI/HO/MIRSD/MIRSD RTAMB/P/CIR/2022/8 dated January 25, 2022 mandated the

- listed companies to issue securities in dematerialised form only while processing service requests viz. Issue of duplicate securities certificate, claim from unclaimed suspense account, renewal/exchange of securities certificate, endorsement, sub-division/splitting of securities certificate, consolidation of securities certificates/folios, transmission and transposition. Accordingly, Members are requested to make service requests by submitting a duly filled and signed Form ISR-4 available on the Company's website [www.jubilantpharmova.com](http://www.jubilantpharmova.com). Members can contact the Company or RTA, for any assistance in this regard. Please note that any service request can be processed only after the folio is KYC compliant. Members are, therefore, requested to dematerialise their shareholding, if not already done, to avoid inconvenience in future.
17. SEBI, vide circular nos. SEBI/HO/OIAE/OIAE\_IAD1/P/CIR/2023/131 dated July 31, 2023 and SEBI/HO/OIAE/OIAE\_IAD-1/P/CIR/2023/135 dated August 4, 2023 read with master circular no. SEBI/HO/OIAE/OIAE\_IAD-1/P/CIR/2023/145 dated July 31, 2023 (updated on December 28, 2023), as amended, has established a common Online Dispute Resolution Portal ("ODR Portal") for resolution of disputes arising in the Indian Securities Market.
- Pursuant to above circulars, post exhausting the option to resolve their grievances with the RTA/ Company directly and through existing SCORES platform, the investors can initiate dispute resolution through the ODR Portal (<https://smartodr.in/login>) and the same can also be accessed through the Company's website at [www.jubilantpharmova.com](http://www.jubilantpharmova.com).
18. The Company had sub-divided each equity share of ₹ 5 into five equity shares of ₹ 1 each effective from March 24, 2006. Many members had not surrendered their old ₹ 10 denominated share certificates of Ramganga Fertilizers Limited/ Vam Organic Chemicals Limited/ Jubilant Organosys Limited or ₹ 5 denominated share certificates of Jubilant Organosys Limited, for exchange with new ₹ 1 denominated share certificates of Jubilant Pharmova Limited.
- Pursuant to Clause 5A of the erstwhile Listing Agreement with the Stock Exchanges, members who had not claimed share certificates as above were sent reminder letters requesting them to claim their equity shares. Thereafter, in terms of the erstwhile Listing Agreement, 27,31,320 equity shares pertaining to 4,845 members, which remained unclaimed, were transferred during the Financial year 2011-12 to Jubilant Pharmova Limited-Unclaimed Suspense Account. During the Financial Year 2023-24, 4,865 equity shares were transferred to the respective members. The voting rights on the remaining shares lying in this Account will remain frozen till the rightful owners of such shares claim the shares. Members may approach RTA to get their shares released from this Account.
19. All share and dividend related correspondence may be sent to RTA at the following address:
- Alankit Assignments Limited**  
(Unit: Jubilant Pharmova Limited)  
205-208, Anarkali Complex, Jhandewalan Extension,  
New Delhi - 110 055, India  
Phone: +91-11-4254 1234  
E-mail: [rta@alankit.com](mailto:rta@alankit.com)
- In all correspondence, please quote your DP ID & Client ID or Folio Number.
20. Your feedback/ comments for further improvement of shareholder services are welcome. You may fill up and submit the Investor Feedback Form online on our website [www.jubilantpharmova.com](http://www.jubilantpharmova.com).
21. Relevant documents referred to in the Annual Report including AGM Notice are available electronically for inspection without any fee by the members from the date of circulation of this Notice up to the date of AGM and during the AGM. Members seeking to inspect such documents can send an email to [investors@jubl.com](mailto:investors@jubl.com).
22. During the AGM, Members may access scanned copy of
- Register of Directors and Key Managerial Personnel and their shareholding maintained under Section 170 of the Act;
  - the Register of Contracts or Arrangements in which Directors are interested under Section 189 of the Act and
  - Certificate that the Stock Option Plan and General Employee Benefits Scheme have been implemented in accordance with the SEBI (Share Based Employee Benefits and Sweat Equity) Regulations, 2021
  - or any other documents as may be required, upon Log-in to NSDL e-Voting system at <https://www.evoting.nsdl.com>.
23. The Members can opt for only one mode of voting i.e. remote e-Voting or e-Voting at the AGM. In case of voting by both the modes, vote cast through remote e-Voting will be considered final and e-Voting at the AGM will not be considered
24. INSTRUCTIONS FOR E-VOTING AND JOINING THE AGM ARE AS FOLLOWS:
- Pursuant to the provisions of Section 108 of the Companies Act, 2013 read with Rule 20 of the Companies (Management and Administration) Rules, 2014 and Regulation 44 of SEBI (Listing Obligations and Disclosure Requirements) Regulations 2015 and the MCA Circulars, the Company is providing facility of remote e-Voting to its Members in respect of the business to be transacted at the AGM. For this purpose, the Company has entered into an agreement with National Securities Depository Limited ('NSDL') for facilitating voting through electronic means, as the authorised agency. The facility of casting votes by a member using remote e-Voting system i.e. facility to cast vote prior to the AGM and also e-voting during the AGM will be provided by NSDL.
- In line with the MCA Circulars, the Notice calling the AGM has been uploaded on the website of the Company at [www.jubilantpharmova.com](http://www.jubilantpharmova.com). The Notice can also be accessed from the websites of the Stock Exchanges i.e. BSE Limited and National Stock Exchange of India Limited at [www.bseindia.com](http://www.bseindia.com) and [www.nseindia.com](http://www.nseindia.com) respectively and from the website of NSDL (agency for providing the Remote e-Voting facility) i.e. [www.evoting.nsdl.com](http://www.evoting.nsdl.com).
- The Members will be allowed to join the AGM through VC/OAVM facility, thirty (30) minutes before the scheduled time of commencement of the AGM and shall be kept open throughout the proceedings of the AGM. The facility of participation at the AGM through VC/OAVM will be made available for 1,000 members on first come first serve basis. This will not include large Shareholders (Shareholders holding 2% or more

shareholding), Promoters, Institutional Investors, Directors, Key Managerial Personnel, the Chairpersons of the Audit Committee, Nomination, Remuneration and Compensation Committee and Stakeholders Relationship Committee, Auditors, etc. who are allowed to attend the AGM without restriction on account of first come first serve basis.

- Members who would like to express their views/or ask questions at the AGM may register themselves as a speaker by sending the request along with their queries in advance from their registered email id mentioning their name, demat account number/folio number, email id, mobile number at [investors@jubl.com](mailto:investors@jubl.com) from Friday, August 16, 2024 to Monday, August 19, 2024. Those members who have registered themselves as a speaker will only be allowed to express their views/ask questions during the AGM. The Company reserves the right to restrict the number of speakers depending on the availability of time for the AGM. Members who do not wish to speak during the AGM but have queries related to financial statements or other, may send their queries atleast seven (7) days in advance before AGM by mentioning their name, demat account number/folio number, PAN, mobile number at [investors@jubl.com](mailto:investors@jubl.com). These queries will be replied by the Company suitably by email.

**THE INSTRUCTIONS FOR MEMBERS FOR REMOTE E-VOTING AND JOINING GENERAL MEETING ARE AS UNDER:**

The remote e-Voting period commences at 9:00 a.m. (IST) on Tuesday, August 27, 2024 and ends at 5:00 p.m. (IST) on Thursday, August 29, 2024. The remote e-voting module shall be disabled by NSDL for voting thereafter. The Members, whose names appear in the Register of Members/ Beneficial Owners as on the record date (cut-off date) i.e. Friday, August 23, 2024 may cast their vote electronically. The voting right of shareholders shall be in proportion to their share in the paid-up equity share capital of the Company as on the cut-off date, being Friday, August 23, 2024.

**How do I vote electronically using NSDL e-Voting system?**





The way to vote electronically on NSDL e-Voting system consists of "Two Steps" which are mentioned below:

**Step 1: Access to NSDL e-Voting system**

**A) Login method for e-Voting for Individual shareholders holding securities in demat mode**

In terms of SEBI circular dated July 11, 2023 on e-Voting facility provided by Listed Companies, Individual shareholders holding securities in demat mode are allowed to vote through their demat account maintained with Depositories and Depository Participants. Shareholders are advised to update their mobile number and email Id in their demat accounts in order to access e-Voting facility.

Login method for Individual shareholders holding securities in demat mode is given below:

Type of shareholders	Login Method
Individual Shareholders holding securities in demat mode with NSDL.	<ol style="list-style-type: none"> <li>Existing <b>IDeAS</b> user can visit the e-Services website of NSDL Viz. <a href="https://eservices.nsdl.com">https://eservices.nsdl.com</a> either on a Personal Computer or on a mobile. On the e-Services home page click on the "<b>Beneficial Owner</b>" icon under "<b>Login</b>" which is available under '<b>IDeAS</b>' section, this will prompt you to enter your existing User ID and Password. After successful authentication, you will be able to see e-Voting services under Value added services. Click on "<b>Access to e-Voting</b>" under e-Voting services and you will be able to see e-Voting page. Click on company name or <b>e-Voting service provider i.e. NSDL</b> and you will be re-directed to e-Voting website of NSDL for casting your vote during the remote e-Voting period.</li> <li>If you are not registered for IDeAS e-Services, option to register is available at <a href="https://eservices.nsdl.com">https://eservices.nsdl.com</a>. Select "<b>Register Online for IDeAS Portal</b>" or click at <a href="https://eservices.nsdl.com/SecureWeb/IdeasDirectReg.jsp">https://eservices.nsdl.com/SecureWeb/IdeasDirectReg.jsp</a></li> <li>Visit the e-Voting website of NSDL. Open web browser by typing the following URL: <a href="https://www.evoting.nsdl.com/">https://www.evoting.nsdl.com/</a> either on a Personal Computer or on a mobile. Once the home page of e-Voting system is launched, click on the icon "Login" which is available under 'Shareholder/Member' section. A new screen will open. You will have to enter your User ID (i.e. your sixteen digit demat account number hold with NSDL), Password/OTP and a Verification Code as shown on the screen. After successful authentication, you will be redirected to NSDL Depository site wherein you can see e-Voting page. Click on company name or <b>e-Voting service provider i.e. NSDL</b> and you will be redirected to e-Voting website of NSDL for casting your vote during the remote e-Voting period.</li> </ol>
	<ol style="list-style-type: none"> <li>Shareholders/Members can also download NSDL Mobile App "<b>NSDL Speede</b>" facility by scanning the QR code mentioned below for seamless voting experience.</li> </ol> <p style="text-align: center;"><b>NSDL Mobile App is available on</b></p> <div style="display: flex; justify-content: center; align-items: center; gap: 20px;">   </div> <div style="display: flex; justify-content: center; align-items: center; gap: 20px; margin-top: 10px;">   </div>

Individual Shareholders holding securities in demat mode with CDSL	<ol style="list-style-type: none"> <li>Users who have opted for CDSL Easi / Easiest facility, can login through their existing user id and password. Option will be made available to reach e-Voting page without any further authentication. The users to login Easi / Easiest are requested to visit CDSL website <a href="http://www.cdslindia.com">www.cdslindia.com</a> and click on login icon &amp; New System Myeasi Tab and then use your existing my easi username &amp; password.</li> <li>After successful login the Easi / Easiest user will be able to see the e-Voting option for eligible companies where the e-voting is in progress as per the information provided by company. On clicking the e-voting option, the user will be able to see e-Voting page of the e-Voting service provider for casting your vote during the remote e-Voting period. Additionally, there are also links provided to access the system of all e-Voting Service Providers, so that the user can visit the e-Voting service providers' website directly.</li> <li>If the user is not registered for Easi/Easiest, option to register is available at CDSL website <a href="http://www.cdslindia.com">www.cdslindia.com</a> and click on login &amp; New System Myeasi Tab and then click on registration option.</li> <li>Alternatively, the user can directly access e-Voting page by providing Demat Account Number and PAN No. from a e-Voting link available on <a href="http://www.cdslindia.com">www.cdslindia.com</a> home page. The system will authenticate the user by sending OTP on registered Mobile &amp; Email as recorded in the Demat Account. After successful authentication, user will be able to see the e-Voting option where the e-voting is in progress and also able to directly access the system of all e-Voting Service Providers.</li> </ol>
Individual Shareholders (holding securities in demat mode) login through their depository participants	You can also login using the login credentials of your demat account through your Depository Participant registered with NSDL/CDSL for e-Voting facility. Upon logging in, you will be able to see e-Voting option. Click on e-Voting option, you will be redirected to NSDL/CDSL Depository site after successful authentication, wherein you can see e-Voting feature. Click on company name or e-Voting service provider i.e. NSDL and you will be redirected to e-Voting website of NSDL for casting your vote during the remote e-Voting period.

**Important note:** Members who are unable to retrieve User ID/ Password are advised to use Forget User ID and Forget Password option available at abovementioned website.

**Helpdesk for Individual Shareholders holding securities in demat mode for any technical issues related to login through Depository i.e. NSDL and CDSL.**

Login type	Helpdesk details
Individual Shareholders holding securities in demat mode with NSDL	Members facing any technical issue in login can contact NSDL helpdesk by sending a request at <a href="mailto:evoting@nsdl.com">evoting@nsdl.com</a> or call at 022 - 4886 7000
Individual Shareholders holding securities in demat mode with CDSL	Members facing any technical issue in login can contact CDSL helpdesk by sending a request at <a href="mailto:helpdesk.evoting@cdslindia.com">helpdesk.evoting@cdslindia.com</a> or contact at toll free no. 1800 22 55 33

**B) Login Method for shareholders other than Individual shareholders holding securities in demat mode and shareholders holding securities in physical mode.**

**How to Log-in to NSDL e-Voting website?**

- Visit the e-Voting website of NSDL. Open web browser by typing the following URL: <https://www.evoting.nsdl.com/> either on a Personal Computer or on a mobile.
- Once the home page of e-Voting system is launched, click on the icon "Login" which is available under 'Shareholder/ Member' section.
- A new screen will open. You will have to enter your User ID, your Password/OTP and a Verification Code as shown on the screen.

Alternatively, if you are registered for NSDL e-services i.e. IDEAS, you can log-in at <https://eservices.nsdl.com/> with your existing IDEAS login. Once you log-in to NSDL e-services after using your log-in credentials, click on e-Voting and you can proceed to Step 2 i.e. Cast your vote electronically.

- Your User ID details are given below :

Manner of holding shares i.e. Demat (NSDL or CDSL) or Physical	Your User ID is:
a) For Members who hold shares in demat account with NSDL.	8 Character DP ID followed by 8 Digit Client ID For example if your DP ID is IN300*** and Client ID is 12***** then your user ID is IN300***12*****.
b) For Members who hold shares in demat account with CDSL.	16 Digit Beneficiary ID For example if your Beneficiary ID is 12***** then your user ID is 12*****
c) For Members holding shares in Physical Form.	EVEN Number followed by Folio Number registered with the company For example if folio number is 001*** and EVEN is 101456 then user ID is 101456001***

- Password details for shareholders other than Individual shareholders are given below:
  - If you are already registered for e-Voting, then you can use your existing password to login and cast your vote.

- b) If you are using NSDL e-Voting system for the first time, you will need to retrieve the 'initial password', which was communicated to you. Once you retrieve your 'initial password', you need to enter the 'initial password' and the system will force you to change your password.

How to retrieve your 'initial password'?

- (i) If your email ID is registered in your demat account or with the company, your 'initial password' is communicated to you on your email ID. Trace the email sent to you from NSDL from your mailbox. Open the email and open the attachment i.e. a .pdf file. Open the .pdf file. The password to open the .pdf file is your 8 digit client ID for NSDL account, last 8 digits of client ID for CDSL account or folio number for shares held in physical form. The .pdf file contains your 'User ID' and your 'initial password'.
  - (ii) If your email ID is not registered, please follow steps mentioned below in **process for those shareholders whose email ids are not registered**
6. If you are unable to retrieve or have not received the "Initial password" or have forgotten your password:
    - a) Click on "**Forgot User Details/Password?**" (If you are holding shares in your demat account with NSDL or CDSL) option available on [www.evoting.nsdl.com](http://www.evoting.nsdl.com).
    - b) **Physical User Reset Password?**" (If you are holding shares in physical mode) option available on [www.evoting.nsdl.com](http://www.evoting.nsdl.com).
    - c) If you are still unable to get the password by aforesaid two options, you can send a request at [evoting@nsdl.com](mailto:evoting@nsdl.com) mentioning your demat account number/folio number, your PAN, your name and your registered address etc.
    - d) Members can also use the OTP (One Time Password) based login for casting the votes on the e-Voting system of NSDL.
  7. After entering your password, tick on Agree to "Terms and Conditions" by selecting on the check box.
  8. Now, you will have to click on "Login" button.
  9. After you click on the "Login" button, Home page of e-Voting will open.

## **Step 2: Cast your vote electronically on NSDL e-Voting system.**

### **How to cast your vote electronically on NSDL e-Voting system?**

1. After successful login at Step 1, you will be able to see all the companies "EVEN" in which you are holding shares and whose voting cycle and General Meeting is in active status.
2. Select "EVEN" of company for which you wish to cast your vote during the remote e-Voting period and during General Meeting. General Meeting. For joining virtual meeting, you need to click on 'VC/OAVM link placed under 'Join Meeting'.

3. Now you are ready for e-Voting as the Voting page opens.
4. Cast your vote by selecting appropriate options i.e. assent or dissent, verify/modify the number of shares for which you wish to cast your vote and click on "Submit" and also "Confirm" when prompted.
5. Upon confirmation, the message "Vote cast successfully" will be displayed.
6. You can also take the printout of the votes cast by you by clicking on the print option on the confirmation page.
7. Once you confirm your vote on the resolutions, you will not be allowed to modify your vote.

### **General Guidelines for Shareholders**

1. Institutional shareholders (i.e. other than individuals, HUF, NRI etc.) are required to send scanned copy (PDF/JPG Format) of the relevant Board Resolutions/ Authority letter etc. with attested specimen signature of the duly authorised signatory(ies) who are authorised to vote, to the Scrutiniser by e-mail to [rsbhatiaacs@aol.com](mailto:rsbhatiaacs@aol.com) with a copy marked to [evoting@nsdl.com](mailto:evoting@nsdl.com) Institutional shareholders (i.e. other than individuals, HUF, NRI etc.) can also upload their Board Resolutions/ Power of Attorney / Authority Letter etc. by clicking on "**Upload Board Resolutions/ Authority Letter**" displayed under "**e-Voting**" tab in their login.
2. It is strongly recommended not to share your password with any other person and take utmost care to keep your password confidential. Login to the e-voting website will be disabled upon five unsuccessful attempts to key in the correct password. In such an event, you will need to go through the "**Forgot User Details/Password?**" or "**Physical User Reset Password?**" option available on [www.evoting.nsdl.com](http://www.evoting.nsdl.com) to reset the password.
3. In case of any queries, you may refer the Frequently Asked Questions (FAQs) for Shareholders and e-voting user manual for Shareholders available at the download section of [www.evoting.nsdl.com](http://www.evoting.nsdl.com) or call on : 022 - 4886 7000 or send a request to Mr. Amit Vishal, Deputy Vice President at [evoting@nsdl.com](mailto:evoting@nsdl.com)

### **Process for those shareholders whose email ids are not registered with the depositories for procuring user id and password and registration of e-mail ids for e-voting for the resolutions set out in this notice:**

1. In case shares are held in physical mode, please provide Folio No., Name of shareholder, scanned copy of the share certificate (front and back), PAN (self-attested scanned copy of PAN card), and AADHAR (self-attested scanned copy of Aadhar Card) by email to [investors@jubl.com](mailto:investors@jubl.com).
2. In case shares are held in demat mode, please provide DPID-CLID (16 digit DPID + CLID or 16-digit beneficiary ID), Name, client master or copy of Consolidated Account statement, PAN (self-attested scanned copy of PAN card), AADHAR (self-attested scanned copy of Aadhar Card) to [investors@jubl.com](mailto:investors@jubl.com). If you are an Individual shareholders holding securities in demat mode, you are requested to refer to the login method explained at **step 1 (A)** i.e. **Login method for e-Voting for Individual shareholders holding securities in demat mode.**



3. Alternatively, shareholder/members may send a request to [evoting@nsdl.com](mailto:evoting@nsdl.com) for procuring user id and password for e-voting by providing above-mentioned documents.
4. In terms of SEBI circular dated July 11, 2023 on e-Voting facility provided by Listed Companies, Individual shareholders holding securities in demat mode are allowed to vote through their demat account maintained with Depositories and Depository Participants. Shareholders are required to update their mobile number and email ID correctly in their demat account in order to access e-Voting facility.
5. In case of any queries or grievances relating to e-Voting, you may contact Mr. Amit Vishal, Deputy Vice President, NSDL, Trade World, 4<sup>th</sup> Floor, Kamala Mills Compound, Senapati Bapat Marg, Lower Parel, Mumbai- 400013, India through [e-mail at evoting@nsdl.co.in](mailto:evoting@nsdl.co.in) or on Toll Free No.: 18001020900/ 1800224430 or Mr. J.K. Singla, Deputy General Manager, M/s. Alankit Assignments Limited, 205-208, Anarkali Complex, Jhandewalan Extension, New Delhi-110 055, India through email at [rta@alankit.com](mailto:rta@alankit.com) or on Telephone No.: 011-42541234.

**THE INSTRUCTIONS FOR MEMBERS FOR e-VOTING ON THE DAY OF THE AGM ARE AS UNDER:-**

1. The procedure for e-Voting on the day of the AGM is same as the instructions mentioned above for remote e-voting.
2. Only those Members/ shareholders, who will be present in the AGM through VC/ OAVM facility and have not cast their vote on the Resolutions through remote e-Voting and are otherwise not barred from doing so, shall be eligible to vote through e-Voting system in the AGM.
3. Members who have voted through Remote e-Voting will be eligible to attend the AGM. However, they will not be eligible to vote at the AGM.
4. The details of the person who may be contacted for any grievances connected with the facility for e-Voting on the day of the AGM shall be the same person mentioned for Remote e-voting.

**INSTRUCTIONS FOR MEMBERS FOR ATTENDING THE AGM THROUGH VC/ OAVM ARE AS UNDER:**

1. Member will be provided with a facility to attend the AGM through VC/OAVM through the NSDL e-Voting system. Members may access by following the steps mentioned above for **Access to NSDL e-Voting system**. After successful login, you can see link of "VC/ OAVM link" placed under **"Join meeting"** menu against the company name. You are requested to click on VC/ OAVM link placed under Join Meeting menu. The link for VC/ OAVM will be available in Shareholder/ Member login where the EVEN of the Company will be displayed. Please note that the members who do not have the User ID and Password for e-Voting or have forgotten the User ID and Password may retrieve the same by following the remote e-Voting instructions mentioned in the notice to avoid last minute rush.
2. Members are encouraged to join the Meeting through Laptops for better experience.
3. Further, Members will be required to allow Camera and use Internet with a good speed to avoid any disturbance during the meeting.
4. Please note that the Participants connecting from Mobile Devices or Tablets or through Laptop connecting via Mobile Hotspot may experience Audio/Video loss due to Fluctuation in their respective network. It is, therefore, recommended to use Stable Wi-Fi or LAN Connection to mitigate any kind of the aforesaid glitches.

**Other Instructions**

1. Any person holding shares in physical form and non individual shareholders, who acquires shares of the Company and becomes member of the Company after the notice is sent through e-mail and holding shares as of the cut-off date i.e. Friday, August 23, 2024, may obtain the login ID and password by sending a request at [evoting@nsdl.co.in](mailto:evoting@nsdl.co.in) or Issuer/RTA. However, if you are already registered with NSDL for remote e-voting, you can use your existing user ID and password for casting your vote. If you forgot your password, you can reset your password by using "Forgot User Details/ Password" or "Physical User Reset Password" option available on [www.evoting.nsdl.com](http://www.evoting.nsdl.com) or call on toll free no. 18001020990 and 1800224430. In case of Individual Shareholders holding securities in demat mode who acquires shares of the Company and becomes a Member of the Company after sending of the Notice and holding shares as of the cut-off date i.e. Friday, August 23, 2024 may follow the steps mentioned in the Notice of the AGM under "Access to NSDL e-Voting system".
2. The Board of Directors has appointed Mr. Rupinder Singh Bhatia (CP No. 2514) as 'Scrutiniser' to scrutinise the process of e-voting during the AGM and remote e-voting held before the AGM in a fair and transparent manner.
3. The Scrutiniser shall, immediately after the conclusion of e-voting at the AGM, unblock the votes cast through remote e-voting and e-vote cast during AGM and will make, not later than two working days of conclusion of the AGM, a consolidated Scrutiniser's Report of the total e-votes cast in favour or against, if any, to the Chairman or a person authorised by him in writing, who shall countersign the same and declare the result of the voting forthwith.
4. The results of voting will be declared within two working days from the conclusion of the AGM i.e. on or before Tuesday, September 3, 2024 and the result declared along with the report of the Scrutiniser shall be placed on the website of the Company [www.jubilantpharmova.com](http://www.jubilantpharmova.com) and on the website of NSDL immediately after declaration of result by the Chairman or a person authorised by him and the results shall also be communicated to the Stock Exchanges.
5. The recorded transcript of the AGM shall be placed on the Company's website [www.jubilantpharmova.com](http://www.jubilantpharmova.com) in the Investors Section, as soon as possible after conclusion of AGM.
6. Subject to receipt of requisite number of votes, the resolutions shall be deemed to be passed at the 46<sup>th</sup> AGM scheduled to be held on Friday, August 30, 2024.

## ANNEXURE-A

### Information pursuant to Regulation 36 of the SEBI (Listing Obligations and Disclosure Requirements) Regulations, 2015 read with the provisions of the Secretarial Standard on General Meetings issued by the Institute of Company Secretaries of India regarding the Directors proposed to be re-appointed

#### 1. Mr. Arvind Chokhany

Mr. Arvind Chokhany, 52 years, is a Group Chief Financial Officer and Whole-time Director for Jubilant Pharmova Limited. He is responsible for Governance, Corporate Finance & Treasury, Investments and M&A, Legal & Risk, Finance Operations, Digital & Information technology, Investor Relations, amongst other Group functions.

Mr. Arvind Chokhany is a merit holder Chartered Accountant and Cost Accountant with 30 years of experience. Prior to joining Jubilant Group, he was a Chief Financial Officer for different infrastructure business of Tata Group for seven (7) years. Prior to this, he spent eighteen (18) years managing operations for various corporate and investment Banking global businesses of Deutsche Bank, Standard Chartered Bank

Further, Mr. Arvind Chokhany has not resigned from the Board of Directors of any listed company in the past three (3) years. Details of his Committee Chairmanship/membership of Indian public companies are given below:

Sr. No.	Name of Company	Name of Committee	Position Held (Chairperson/Member)
1	Jubilant Pharmova Limited	Audit Committee	Member
		Sustainability & CSR Committee	Member
		Stakeholders Relationship Committee	Member
		Risk Management Committee	Member
		Finance Committee	Member
		Fund Raising Committee	Member
		Reorganisation Committee	Member
2	Jubilant Generics Limited	Corporate Social Responsibility Committee	Member
		Finance Committee	Member
		Allotment Committee	Member

During the Financial Year ended March 31, 2024, Mr. Arvind Chokhany attended 5 meetings of the Board of Directors of the Company held on May 29, 2023, July 19, 2023, October 27, 2023, February 2, 2024 and March 26, 2024. Mr. Arvind Chokhany was paid remuneration of ₹ 4,47,75,399 in FY 2023-24. On re-appointment, Mr. Arvind Chokhany shall be liable to retire by rotation. He is not related to any other Director or Key Managerial Personnel of the Company.

#### 2. Mr. Arjun Shanker Bhartia

Mr. Arjun Shanker Bhartia, 37 years, graduated from Brown University, USA in 2008. He worked as a Consultant with Bain & Company for three (3) years before joining Jubilant Group.

Mr. Arjun Shanker Bhartia was appointed as Joint Managing Director of the Company for a period of 3 (three) years with effect from June 1, 2023. The appointment was duly approved by the members of the Company vide postal ballot on August 21, 2023. Prior to that, he has served as a Non-Executive

and HDFC Bank. He has significant experience in the domain of strategic & portfolio investments origination, portfolio and asset/risk management, Finance operations, capital and Balance sheet management, development of technology platforms, mergers and acquisitions, for elevated return on capital, working closely with the boards and Global Investors in successfully steering the investor goals through C-Suite collaboration.

He is on the Board of the Company since April 1, 2021 and holds 1,218 shares of the Company on a beneficial basis. He holds directorships in the following companies/bodies corporate:

- Jubilant Pharmova Limited (Listed)
- Jubilant Generics Limited
- Jubilant Agro sciences Limited
- Jubilant Biosys Limited
- Jubilant Bhartia Foundation
- Jubilant Therapeutics India Limited
- Jubilant Business Services Limited
- Jubilant Therapeutics Inc., USA
- Sofie Biosciences Inc., USA

Director on the Board of Jubilant Pharmova Limited since May 2017. He has been involved in key decision making across Pharmova businesses and has deep understanding of the Company's business and industry.

He has varied strategic and operational experience across various, leading companies in Chemical, Food processing and Offshore Oil & Gas services.

He does not hold any shares of the Company by himself or for any other person on a beneficial basis. He holds directorships in the following companies/bodies corporate:

- Jubilant Pharmova Limited (Listed)
- Jubilant Ingrevia Limited (Listed)
- Jubilant Consumer Private Limited
- Jubilant Enpro Private Limited
- Awfis Space Solutions Limited

Further, Mr. Arjun Shanker Bhartia has not resigned from the Board of Directors of any listed company in the past three (3) years. Details of his Committee Chairmanship/membership of Indian public companies are given below:

Sr. No.	Name of the Company	Name of Committee	Chairman/Member
1	Jubilant Pharmova Limited	Sustainability & CSR Committee	Member
		Quality Committee	Member
		Finance Committee	Member
		Capital Issue Committee	Member
		Fund Raising Committee	Member
		Risk Management Committee	Member
2	Jubilant Ingrevia Limited	Audit Committee	Member
		Sustainability & CSR Committee	Member
		Risk Management Committee	Member
		Finance Committee	Member
3.	Awfis Space Solutions Limited	Nomination and Remuneration Committee	Member
		IPO Committee	Member
		Management Committee	Member

During the Financial Year ended March 31, 2024, Mr. Arjun Shanker Bhartia attended all five (5) meetings of the Board of Directors of the Company held on May 29, 2023, July 19, 2023, October 27, 2023, February 2, 2024 and March 26, 2024. On re-appointment, Mr. Arjun Shanker Bhartia shall be liable to retire by rotation. Mr. Arjun Shanker Bhartia was paid remuneration of ₹ 6,24,66,997 in FY 2023-24. He is related to Mr. Hari S. Bhartia, Co-Chairman of the Company, being his father. He is not related to any other Director or Key Managerial Personnel of the Company.

By Order of the Board  
For **Jubilant Pharmova Limited**

Sd/-

**Naresh Kapoor**

Company Secretary

Membership No.: A11782

Place: Noida  
Date: June 10, 2024



**Innovate**  
Radiopharma

**Strengthen**  
Allergy  
Immunotherapy



**Build**  
CRDMO



**Grow**  
CDMO  
Sterile Injectables



**Steer**  
Generics



**Discover**  
Proprietary  
Novel Drugs

# Contents

Board of Directors	02
Senior Leadership Team	03
Chairmen’s Message	04
Management Discussion and Analysis	08
Corporate Information	59
Directors’ Report	60
Report on Corporate Governance	86
Business Responsibility and Stainability Report	120
<b>Financial Statements</b>	
Independent Auditor’s Report	152
Balance Sheet	162
Statement of Profit and Loss	163
Statement of Changes in Equity	164
Statement of Cash Flows	166
Notes to the financial statements	168
Independent Auditor’s Report	218
Consolidated Balance Sheet	226
Consolidated Statement of Profit and Loss	228
Consolidated Statement of Changes in Equity	230
Consolidated Statement of Cash Flows	232
Notes to the consolidated financial statements	234



*Jubilant Pharmova's success revolves around its...  
...inherent capability to innovate and build new  
revenue verticals,  
...strategic foresight to strengthen the growth levers,  
and,  
...passion to discover new-age solutions that affirm its  
commitment to sustainability.*

*With a firm reliance on strategic planning and  
disciplined execution, the Company navigates the  
pharmaceutical landscape with confidence. This  
approach drives growth and success in global markets.*

# Board of Directors



**Shyam S. Bhartia**  
Chairman



**Hari S. Bhartia**  
Co-Chairman



**Sushil Kumar Roongta**  
Independent Director



**Vivek Mehra**  
Independent Director



**Arun Seth**  
Independent Director



**Shirish G. Belapure**  
Independent Director



**Dr. Harsh Mahajan**  
Independent Director\*



**Shivpriya Nanda**  
Independent Director\*



**Priyavrat Bhartia**  
Managing Director



**Arjun Shanker Bhartia**  
Joint Managing Director



**Arvind Chokhany**  
Group Chief  
Financial Officer and  
Whole-time Director



**Dr. Ramakrishnan Arul**  
Whole-time Director

\* w.e.f. April 1, 2024



# Senior Leadership Team



**Shyam S. Bhartia**  
Chairman

44 years of industry experience in pharma, specialty chemicals, foods, oil and gas, aerospace and IT



**Hari S. Bhartia**  
Co-Chairman

38 years of industry experience in pharma, specialty chemicals, foods, oil and gas, aerospace and IT



**Priyavrat Bhartia**  
Managing Director  
27 years of industry experience



**Arjun Shanker Bhartia**  
Joint Managing Director  
17 years of industry experience



**Arvind Chokhany**  
Group Chief Financial Officer  
and Whole-time Director  
28 years of industry experience



**Shantanu Jha**  
Group Chief Human Resources Officer  
28 years of industry experience



**Harsher Singh**  
CEO – Radiopharma  
17 years of industry experience



**Robert Kyle Ferguson**  
CEO – Allergy Business  
35 years of industry experience



**Dr. Syed Kazmi**  
President & CEO  
Jubilant Therapeutics Inc.  
31 years of industry experience



**Chris Preti**  
CEO - CDMO  
32 years of industry experience



**Giuliano Perfetti**  
CEO – CRDMO  
(Jubilant Biosys Limited)  
24 years of industry experience



**Dr. Jaidev S. Rajpal**  
MD & CEO  
Jubilant Generics Limited  
28 years of industry experience



# Chairmen's Message



**Shyam S. Bhartia**  
Chairman

**Hari S. Bhartia**  
Co-Chairman



## Dear Fellow Shareholders,

We are happy to report that in FY 2024, we have made significant progress toward our strategic goals and have also delivered improved financial performance to create sustainable shareholder value.

In FY 2024, Consolidated revenue from operations grew by 7% to ₹67,029 million. EBITDA increased by 20% to ₹9,936 million. EBITDA margins expanded by 160 bps to 14.7% on the back of improved operating performance. Normalised PAT increased by 63% to ₹1,955 million. Net Debt / EBITDA reduced from 2.93x at March 2023 to 2.48x at March 2024. Net cash generated from operations increased from ₹6,607 million in FY 2023 to ₹9,713 million in FY 2024.

Starting with the Radiopharmaceutical business, we launched new products, Mertiatide and Technetium Sulfur colloid injection post ANDA approval, gained market share in Ruby-Fill®, and delivered 50% EBITDA margin for the full year FY 2024. In the Radiopharmacy business, we delivered 22% revenue growth, achieved full-year EBITDA breakeven and reached 7% EBITDA margin by Q4 FY 2024. Subsequent to the announcement of Sofie Biosciences Inc. merger with Trilantic Capital Partners, North America, the company's subsidiary Jubilant Pharma Limited has sold its entire 25.8% equity stake in Sofie for an aggregate value of US \$142.9 million. Out of this, US \$75 million proceeds shall be used for debt reduction and balance to fund the capex and other corporate purposes. The value created by this investment in the last four years validates our investment thesis in the radiopharmacy business. We sustained the growth momentum in the Allergy Immunotherapy business in the US and continued to make inroads

in the markets outside of the US. We celebrated the opening of line 3 in our CDMO sterile Injectables business, which is a high-speed injectable fill and finish line, fitted with the latest isolator technology. We expect commercial production to start in FY 2026. In the Drug discovery business, we made a breakthrough by onboarding 2 large pharma companies as our customers and in the API business, we doubled our profitability. In the Generics business, our Solid dosage plant at Roorkee has successfully completed the US FDA Audit in addition to EU Audit and PMDA (Japan) Audit. With this, the plant is no longer under import alert. Following the status change, we plan to increase the exports from the Roorkee facility to the US market in a meaningful and gradual manner. We also achieved the highest sales in non-US international markets in FY 2024. In the Proprietary Novel Drug business, we are very excited to move into phase 2 clinical trials to treat ET and MPN patients with thrombocytosis for our lead program JBI-802, CoREST Inhibitor, after its phase 1 data suggested therapeutic potential.

We have further strengthened the quality governance at the Board level in our efforts to implement best-in-class quality and compliance standards across our various operating facilities.

In line with our commitment towards ESG initiatives, we have partnered with O2 Power to invest in a captive power plant of renewable energy, which will enable 92% power greening in the JPM entities in Karnataka.

We have further strengthened the quality governance at the Board level in our efforts to implement best-in-class quality and compliance standards across our various operating facilities.

*In FY 2024, Consolidated revenue from operations grew by 7% to ₹67,029 million. EBITDA increased by 20% to ₹9,936 million. EBITDA margins expanded by 160 bps to 14.7% on the back of improved operating performance. Normalised PAT increased by 63% to ₹1,955 million. Net Debt / EBITDA reduced from 2.93x at March 2023 to 2.48x at March 2024.*





## Economic Outlook

The global economy grew by 3.2% in 2023. The year was marked by significant global events like the US hitting its debt ceiling in January, huge bank failures such as the collapse of the Silicon Valley bank in March and the ongoing Israel-Hamas war. The global economic recovery from covid-19 pandemic, Russia Ukraine war and the cost-of-living crisis is proving surprisingly resilient. Inflation is falling faster than expected from its 2022 peak, with a smaller-than-expected toll on employment and activity. The tightening by central banks has kept the inflation expectations anchored.

Going forward, as per the IMF, the global economy is expected to grow by 3.2% in 2024 and 2025. The positive upsides could stem from structural reforms to bolster productivity, while commodity price spikes from geopolitical shocks including continued attacks in the Red Sea could prolong tight monetary conditions. Global headline inflation is expected to fall from 6.8% in 2023 to 5.9% in 2024 and 4.5% in 2025.

The Indian economy grew at 7.8% in 2023 and going forward, economic growth is projected to remain strong at 6.8% in 2024 and 6.5% in 2025. Throughout 2023, the manufacturing PMI remained above 50, signalling an expanding output. RBI has projected inflation to average at 5.4% in 2024. The outlook for India's external sector is promising with a stable currency.

## Industry Outlook

The global medicine market is expected to grow by 5-8% from 2023 to 2028, bringing global spending on medicines to US \$2.3 trillion (at the list prices). The largest driver of medicine spending growth through the next five years is expected to be the availability and use of innovative therapeutics in the developed markets, offset by losses due to exclusivity and the lower costs of generics and biosimilars.

Specific to our businesses, in the Radiopharmaceuticals, the market is expected to grow multifold on the back of superior imaging and Therapeutic profiles, new emerging isotopes and increasing use-cases for unmet needs. Particularly, PET diagnostics and advance therapeutics segment is witnessing

the launch of new and differentiated products. Increased M&A activity in this segment also shows the growing interest of large pharmaceutical companies to make entry into the Radiopharmaceuticals business. In the CDMO Sterile Injectable, we are seeing significant shortages in the US market, signalling the need for significant on-shoring. In the Generics business, we have started to see inflation coming back in the US market, signalling a structural shift after years of consolidation in the Industry. In the drug discovery business, the proposed Biosecure act is expected to shift a lot of business to companies in "friend sourcing" locations such as India.

## Business Outlook

Your company has several growth levers across its various businesses, which shall drive sustainable growth for the company.

In the Radiopharma business, we have a strong pipeline of products across SPECT, PET and Therapeutics, which will drive revenue in the medium term. The business continues to maintain leadership in a stable, high-margin SPECT imaging product portfolio. Ruby-Fill® installations are accelerating. New products Mertiatide and Sulfur Colloid are getting traction. The clinical trials for MIBG are progressing well. In line with the management's expectations, the radiopharmacy business has pivoted to profitability on the back of increasing sales of new products and improvement in operational efficiencies. We are laying emphasis on accelerating sales of new products, e.g., Ga-PSMA. We have decided to invest US \$50 million to expand PET radiopharmacy network by adding 6 radiopharmacies in strategic locations throughout the United States.

In the Allergy Immunotherapy business, as a sole supplier of Venom in the US, we are expanding the market by increasing customer awareness. In the US Allergenic extracts, the business continues to gain market share. The business is also making inroads outside of the US market.

In the CDMO Sterile Injectables business, the capacity expansion program in Spokane, Washington, USA is on track with respect to time and cost. Line 3 and Line 4 are expected to start commercial production in FY 2026 and FY 2028



respectively. The total investment of US \$285 million is funded through a mix of internal accruals and a cooperative agreement with the US Government for US \$150 million.

In the Generics business, we are growing profitably in the non-US international markets. We are also investing to develop 3 to 4 therapeutic areas in the Indian branded generics market. For the US market, our strategy is to focus on profitable products. Following the status change of the Roorkee facility by the US FDA to VAI, the company expects the exports from the Roorkee facility to the US market to increase in a meaningful and gradual manner.

In the Drug discovery business, the medium-term outlook continues to be positive. In the short term, the business is trying to diversify its customer base and for the medium term, it is adding 'development' capabilities in addition to research and manufacturing. In the CDMO API business, we are focused on driving higher capacity utilisation by fortifying sales with existing customers.

In the Proprietary Novel Drugs business, the most advanced program JBI-802, CoREST Inhibitor, phase 1 data suggested therapeutic potential. We shall look to complete the phase 2 trial for our lead asset that has a significant value inflection potential. We continue to stay focused on our strategy to strengthen our position in each of our businesses to create shareholder value.

## FY 2024 Financial Performance Review

Total Revenue from Operations grew by 7% in FY 2024 to ₹67,029 million vs. ₹62,817 million in FY 2023. Total income grew by 7% in FY 2024 to ₹67,716 million on the back of growth in Ruby-Fill® and new product sales in radiopharmaceuticals, volume growth in radiopharmacies, continued growth momentum in Allergy Immunotherapy business and growth in other income.

Earnings before Interest, Tax, Depreciation and Amortisation (EBITDA) grew by 20% on YoY basis to ₹9,936 million due to improved performance led by Radiopharma, Allergy Immunotherapy and Generics. In line with the management's

guidance, the Radiopharmacy business has pivoted to profitability in FY 2024. The generics business is also moving towards profitability. EBITDA margins increased by 160 bps to 14.7%

Normalised PAT increased by 63% to ₹1,955 million. Net Debt / EBITDA went down from 2.93x as on March 2023 to 2.48x as on March 2024.

## Dividend

The Board has proposed a dividend of 500%, i.e. ₹5 per equity share, for the year.

## Conclusion

We would like to thank all our valued stakeholders, including our customers, vendors, lenders and shareholders for continuing their support and upholding their confidence and trust in us. We remain deeply grateful to all our employees globally for their contribution and commitment to the Company.

Warm Regards

**Shyam S. Bhartia**  
Chairman

**Hari S. Bhartia**  
Co-Chairman



# Management Discussion and Analysis

## Cautionary Statement

Statements in the Annual Report, particularly those, which relate to Management Discussion and Analysis, describing the Company's objectives, projections, estimates and expectations, may constitute forward-looking statements within the meaning of applicable laws and regulations. Although the expectations are based on reasonable assumptions, the actual results might differ significantly.



*The US Radiopharmaceuticals market is expected to grow multi-fold on the back of superior imaging and Therapeutic profiles, new emerging isotopes and increasing use-cases for unmet needs.*

## Key Economic and Industry Trends

In 2023, the global economy experienced a growth rate of 3.2%. This period was notable for significant international events, including the United States reaching its debt ceiling in January, major bank collapses like that of Silicon Valley Bank in March, and the ongoing Israel-Hamas conflict. Despite challenges such as the COVID-19 pandemic recovery, the Russia-Ukraine war, and the cost-of-living crisis, the global economic rebound has shown surprising resilience. Inflation has been decreasing more quickly than anticipated from its 2022 peak, with a lesser-than-expected impact on employment and economic activity. Central banks' tightening measures have successfully anchored inflation expectations.

Looking ahead, the International Monetary Fund (IMF) forecasts that the global economy will continue to grow by 3.2% in both 2024 and 2025. Potential positive outcomes could arise from structural reforms aimed at boosting productivity, although geopolitical shocks, such as ongoing attacks in the Red Sea, could lead to commodity price spikes and extended tight monetary conditions. Global headline inflation is projected to decrease from 6.8% in 2023 to 5.9% in 2024 and further to 4.5% in 2025.

In 2023, the Indian economy grew at an impressive rate of 7.8%, with strong economic growth expected to continue at 6.8% in 2024 and 6.5% in 2025. Throughout the year, the manufacturing Purchasing Managers' Index (PMI) stayed above 50, indicating expanding output. The Reserve Bank of India (RBI) has forecasted average inflation to be at 5.4% in 2024. The outlook for India's external sector remains favourable, supported by a stable currency.

As WHO declared the end of the COVID-19 pandemic in May 2023, there has been a significant downward revision of the outlook for COVID-19 vaccines and therapeutics by approx. US \$200 billion and the attention has shifted to prevention and treatment of other critical diseases. As per IQVIA, the availability of novel drugs along with breakthrough therapies launched over the past decade for multiple diseases are reshaping patient care in many areas.

The global pharmaceutical market is anticipated to expand by 5-8% between 2023 and 2028, with global expenditure on medications at list prices reaching US \$2.3 trillion. The primary factor driving this growth over the next five years is projected to be the availability and utilisation of innovative therapies in developed markets. This growth will be somewhat balanced by losses from patent expirations and the reduced costs of generics and biosimilars.

The volume of use of medicines plateaued in 2023 but is expected to grow at an average of 2.3% through 2028. The highest volume growth over the next five years is expected in China, India and Asia-Pacific. In terms of product type, the original brands are expected to grow in the range of 6-9%, non-original brands at 8-11% and unbranded generics at 3-6%. In terms of geography, developed markets are expected to grow in the range of 5-8%, pharmerging markets at 10-13% and low-income countries at 3-6%.

The key growth areas for medicine in the next five years in biotech, which despite growth slowing, will still increase by 9.5 to 12.5% and represent US \$890 billion in spending in 2028 (39% of the global market). The two leading therapy areas – oncology and immunology are forecast to grow 14-17% and 2-5% CAGR respectively through 2028. Oncology is projected to have 100 new treatments over the next 5 years, reaching a total of US \$448 billion by 2028. Treatment for immune disorders is forecast to reach US \$192 billion by 2028. Diabetes spending growth is slowing to low single digits in most developed markets. Global obesity spending has accelerated in the past 2 years as highly effective novel GLP 1 agonists are gaining wider adoption. New therapies for Alzheimer's and anxiety/depression are expected to drive growth in neurology and mental health spending. The outlook for biotherapeutics includes uncertain clinical and commercial prospects of cell, gene and RNA therapies.

The US market on a net basis is forecast to grow at 2-5% CAGR over the next five years as brand spending continues to grow on an invoice basis, and off-invoice discounts and rebates are expected to be amplified by the provisions of the Inflation Reduction Act. India's market is expected to grow at 7-10% over the next five years to reach US \$38-42 billion. The Indian pharma industry has created a strong position in the global pharmaceuticals market with 60% of the world's vaccines and 20% of generic medicines coming from India. India ranks 11 in terms of relative spending globally.

## The Company has six business segments namely:



### Radiopharma

- Leading Radiopharmaceutical manufacturer in the US
- 2<sup>nd</sup> largest network in the US with 46 radiopharmacies



### Allergy Immunotherapy

- # 2 Player in the US Allergenic extract market
- Sole supplier of Venom Immunotherapy in the US



### CDMO Sterile Injectables

- Leading contract manufacturer of Sterile Injectables in North America
- Serves top global pharmaceutical companies



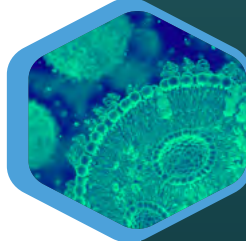
### Generics

- Serves regulated markets including US and select international markets, and building presence in India
- Products across CVS, CNS and other therapeutic areas



### CRDMO

- Fully integrated drug discovery and development services provider
- Strong API player in CVS & CNS therapeutic areas



### Proprietary Novel Drugs

- High potential programs in Oncology & Auto immune disorders
- Mid-stage biotech with one asset in Phase 2 and another in Phase I clinical trial



# Radiopharma Segment

The Radiopharma segment comprises the development, manufacturing and commercialisation of products through the Radiopharmaceuticals business and distribution through the radiopharmacies business. In FY 2024, the overall radiopharma segment revenue grew by 18% to ₹30,013 million. EBITDA increased by 49% to ₹5,840 million including EBITDA share and share of profit from Sofie.

## Radiopharmaceuticals

Radiopharmaceutical is a combination of radioactive isotope and pharmaceutical drug. Radiopharmaceuticals are used to diagnose & treat life-threatening diseases e.g. Pulmonary Embolism, Cancer, Coronary Artery Disease and many others.

	Single-photon Emission Computed Tomography (SPECT)	Positron Emission Tomography (PET)	Radiopharmaceutical Therapeutics (Tx)
Description	<ul style="list-style-type: none"> <li>Uses "low-energy" radio isotopes that emit gamma rays, detected by SPECT cameras</li> </ul>	<ul style="list-style-type: none"> <li>Uses "high energy" radio isotopes that emit positrons, detected by a PET scanner</li> </ul>	<ul style="list-style-type: none"> <li>Radiation is systemically or locally delivered using pharmaceuticals that either bind preferentially to targeted cells or accumulate physiologically</li> </ul>
Key Facts	<ul style="list-style-type: none"> <li>Longer half-lives</li> <li>Images blood flow</li> <li>Specialised but legacy products, &gt; 90% generics</li> </ul>	<ul style="list-style-type: none"> <li>Shorter half-lives</li> <li>Images blood flow and metabolic processes</li> <li>Superior image quality</li> <li>Mostly innovative, few generics</li> </ul>	<ul style="list-style-type: none"> <li>Specialised / new generation isotopes</li> <li>Targeted therapies with higher efficacies</li> <li>Minimal off target toxicity vs. conventional treatments</li> </ul>
Market trends	<ul style="list-style-type: none"> <li>Large and Stable market</li> <li>Robust supply chain management</li> </ul>	<ul style="list-style-type: none"> <li>High growth market</li> <li>More expensive vis-à-vis SPECT</li> </ul>	<ul style="list-style-type: none"> <li>High no. of clinical trials in the space</li> <li>Accelerating M&amp;A activity in therapeutics space with multiple &gt; US\$ 1 billion deals in 2023</li> </ul>
Key Products & Isotopes	<ul style="list-style-type: none"> <li>MAA, DTPA, Exametazime, Sulfur Colloid, Mertiotide</li> <li>Isotopes - Tc99</li> </ul>	<ul style="list-style-type: none"> <li>Ruby-Fill®, Pylarify, Illuccix, Neuraceq, FDG</li> <li>Isotopes - Rb82, F18, Cu64</li> </ul>	<ul style="list-style-type: none"> <li>Products - HICON® Sodium Iodine   131, Pluvicto, Lutathera</li> <li>Isotopes - Lu177, Ac225, Pb202</li> </ul>

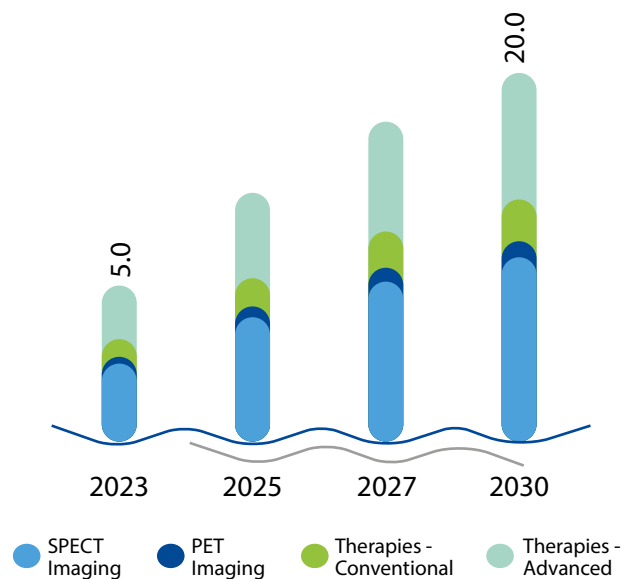


The Industry growth is driven by superior imaging and therapeutics profiles, new emerging isotopes with low off-target toxicity and increasing use cases for un-met needs. Particularly, PET imaging market growth is fueled by novel products and novel applications. Typically, PET products are preferred due to strong fundamentals such as better imaging, significantly lower false negatives and faster examination time. The Advanced Radiopharmaceutical Therapy segment is witnessing the launch of differentiated high-value products with favourable pharmacological profile with lower toxicity and higher efficacy, especially in areas with unmet needs. There are new and emerging isotope profiles with targeted effects and lower off-target impacts, such as Lu177 and Ac225.

Jubilant is one of the leading players in its addressable market in the US with a wide pharmaceutical portfolio. The business has an efficient cost structure with in-house APIs manufacturing and robust supply chain management. We have an on-shore manufacturing facility in Montreal and Strong R&D capabilities to develop innovative new products. Our Product portfolio is as below.

The Industry growth is driven by superior imaging and therapeutics profiles, new emerging isotopes with low off-target toxicity and increasing use cases for un-met needs. Particularly, PET imaging market growth is fueled by novel products and novel applications. Typically, PET products are preferred due to strong fundamentals such as better imaging, significantly lower false negatives and faster examination time. The Advanced Radiopharmaceutical Therapy segment is witnessing the launch of differentiated high-value products with favourable pharmacological profile with lower toxicity

### US Radiopharmaceutical Market (US \$ billion)



and higher efficacy, especially in areas with unmet needs. There are new and emerging isotope profiles with targeted effects and lower off-target impacts, such as Lu177 and Ac225.

Jubilant is one of the leading players in its addressable market in the US with a wide pharmaceutical portfolio. The business has an efficient cost structure with in-house APIs manufacturing and robust supply chain management. We have an on-shore manufacturing facility in Montreal and Strong R&D capabilities to develop innovative new products. Our Product portfolio is as below.

Organ	Type	Product	Key Indication
Lung	SPECT	Tc99m-DTPA	Pulmonary Embolism
	SPECT	Tc99m-MAA	Pulmonary Perfusion
Thyroid	SPECT	I-131	Localising metastases associated with thyroid malignancies
	Tx	I-131 HICON®	Hyperthyroidism, Selected cases of Carcinoma of Thyroid
Cardiac	PET	Ruby-Fill®	Coronary Artery disease
	SPECT	Tc99m-Gluceptate	Cardiac blood pool Imaging
	SPECT	Tc99m-Sestamibi	Coronary Artery disease
Breast	SPECT	Sulfur Colloid	Localisation of metastatic lymph nodes, imaging of liver, spleen
Gastrointestinal	SPECT	Tc99m-Exametazime	Intraabdominal Infection
Renal	SPECT	Tc99m-Mertiatide	Renal failure, Urinary tract obstruction
Musculoskeletal	SPECT	Tc99m-MDP	Delineate areas of altered osteogenesis



We are market leaders in select products – MAA, DTPA and HICON® I-131. MAA is used in the perfusion phase of a ventilation/perfusion (V/Q) scan to diagnose pulmonary embolism. DTPA is used to assess pulmonary ventilation function in association with MAA to perform a Ventilation/perfusion (V/Q) scan. HICON® I-131 is a radioactive therapeutic agent indicated for the treatment of hyperthyroidism and selected cases of carcinoma of the thyroid. During FY 2024 we received US FDA approval for Technetium (Tc 99m) Sulfur Colloid Injection. Technetium Sulfur Colloid Injection is used in the localisation of metastatic lymph nodes in patients with breast cancer and melanoma, imaging of areas of the liver, spleen and bone marrow, and studies of esophageal transit, gastroesophageal reflux, and detection of pulmonary aspiration of gastric contents. Post approval, Sulfur Colloid was launched in Q3 FY 2024 and has contributed in the revenues in FY 2024.

We are also the innovation leader in the cardiac PET scan market through our product Ruby-Fill®. The RUBY-FILL® Rubidium 82 generator contains accelerator-produced Strontium-82, which decays to Rubidium-82 (Rb-82). It is used for Cardiac PET scan, a non-invasive imaging procedure of the myocardium, to evaluate regional myocardial perfusion in adults with suspected or existing coronary artery disease. The Ruby-Fill® Cardiac PET franchise delivered a record year with the largest number of new contracts and installations since launch. In FY 2024, we launched the Rubidium Elution System and Ruby-Fill® (Rubidium Rb82 generator) in mobile settings (Ruby-Fill® Mobile). This allowed us to expand the use of Ruby-Fill® into smaller community hospitals, in rural settings, and in areas with relatively lower volumes but need for cardiac PET diagnostics. Jubilant's Ruby-Fill® Mobile helped us to increase the number of customers by approximately 50% in FY 2024. A strong growth outlook, a dedicated sales team and adequate manufacturing capacity will contribute to strong double-digit growth in Ruby-Fill® over the next decade.

During the year, our I131-MIBG program for high-risk neuroblastoma made significant progress with the completion of the dosing of a required number of patients in the OPTIMUM Phase II clinical trial in April 2024. Apart from the I-131 MIBG program, we have a robust product pipeline to fuel future growth. The SPECT imaging product pipeline has an addressable market of approximately US \$50 million. The PET imaging product pipeline has an addressable market of approximately US \$500 million.

During FY 2024, radiopharmaceutical revenue grew by 9% YoY to ₹9,518 million on the back of new product sales in Mertiatide, Sulfur colloid and growth in Ruby-Fill®. Reported EBITDA Margin stands at 50% for FY 2024.



## Radiopharmacy

Radiopharmacies dispense and distribute radiopharmaceutical products. The US market is a consolidated market with the top 3 radiopharmacy networks dispensing and distributing 70%+ products. There is an increasing demand for novel PET diagnostics products which are dispensed through Cyclotron-based PET pharmacies. Additionally, SPECT pharmacies can handle generator-based Ga-68 PSMA like PET products. We expect pharmacies to increase therapeutics dispensing, driven by Stringent USP 825 regulations as most clinics and hospitals don't want to invest in the clean room infrastructure for dispensing. Also, emerging radioisotopes landscape such as Rb-Sr, Ga-68, Cu-64, Lu-177, Ac-225, and Pb-212 are leading to the development of new PET Imaging and theranostic products which will further fuel radiopharmacy share of dispensing and distributing these products.

At Jubilant, we have the second-largest radiopharmacy network with 46 pharmacies (43 SPECT & 3 PET) and cater to more than 1,800 hospitals. Our radiopharmacy network is USP 825 compliant and we have 99%+ on-time delivery for our doses. Going forward, we expect revenue to grow on the back of industry growth and enhance operational efficiency to increase the EBITDA margin profile.



In the PET space, we forged pivotal partnerships in FY 2024 for the contract manufacture of leading PET diagnostic products, notably including Life Molecular Imaging's F18 Neuraceq and Lantheus' F18 Pylarify. We're dedicated to progressing the Technology Transfer processes with these partners as we broaden our PET radiopharmaceutical services.

In FY 2024, Jubilant Radiopharmacies division was successful in being awarded a three-year contract with HealthTrust, one of the "Big Three" Group Purchasing Organisations (GPO) in the USA. Jubilant Radiopharmacies aim to have contracts and/or access to three (3) of the largest GPOs and their members in the USA (Premier/HealthTrust/Vizient). In FY 2024, the Jubilant Radiopharmacies division added ten (10) additional markets for the availability of Ga-68 PSMA agents in the USA. This enabled Jubilant to provide Ga-68 PSMA agents in a total of 38 markets at the close of FY 2024.

In November 2020, Jubilant Pharma Limited (JPL), the Company's wholly-owned subsidiary invested US \$25 million in Sofie Biosciences Inc. ('Sofie'). Sofie is engaged in developing and delivering molecular diagnostics and therapeutics (theranostics). It has a radiopharmaceutical production and distribution network, mature contract manufacturing services and high-value theranostic intellectual property. JPL held 25.8% stake in Sofie. In Jan'2024, Sofie entered into a definitive merger agreement with Trilantic Capital Partners, North America, a US private equity firm. Consequently, JPL has sold its entire 25.8% equity stake in Sofie for aggregate proceeds of about US \$142.9 million (including preferred returns). Of this, JPL has received US \$117.1 million. upon completion of the merger. The balance payment is contingent upon future milestones. The value created by Sofie investment underscores the attractive return profile of the PET radiopharmacy segment.

In June'2024, the company announced an investment of US \$50 million to expand its PET radiopharmacy network by adding six (6) PET radiopharmacies in strategic locations throughout the United States. The new PET radiopharmacies shall be operational by the Financial Year 2027-28.

During FY 2024, radiopharmacy revenue grew by 22% YoY to ₹20,495 million on the back of an increase in new product sales. In line with our expectations, the EBITDA increased from negative ₹865 million to positive ₹555 million on the back of an increase in volume & improvement in operational efficiency.



### Radiopharmacy Network Expansion

- Expand PET radiopharmacy network by adding six (6) PET radiopharmacies in strategic locations throughout United States
- Evaluate opportunity to expand SPECT radiopharmacy network



### New Product led volume growth

- Ride on industry volume growth on the back of new products
- Increase market share across Group purchasing organisations, Integrated delivery networks and independents hospitals



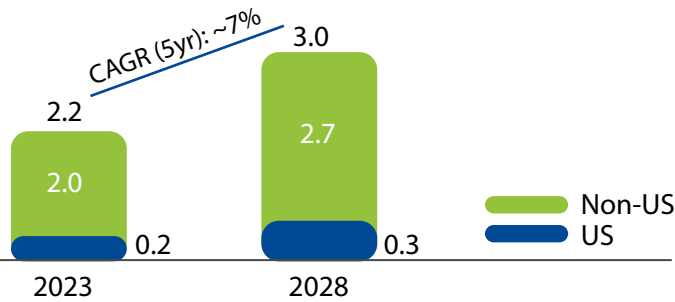
### Enhance Operational Efficiencies

- Further strengthen position of best in class performance on key pharmacy operational metrics
- Continue to improve sourcing efficiency



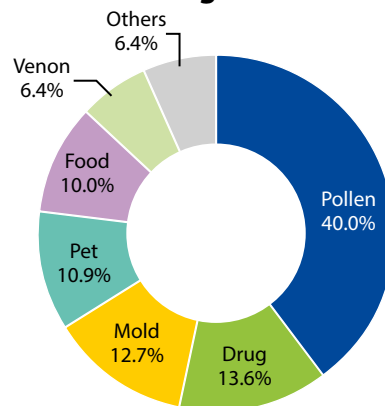
# Allergy Immunotherapy Segment

**Global Allergy Immunotherapy Market (US \$ billion)**



The global Allergy Immunotherapy market is estimated at US \$2.2 billion in 2023 and is expected to grow at a CAGR of 7% to US \$3.0 billion by 2028. The Industry is growing on the back of increasing allergy cases, awareness of allergy treatment and advancement in treatment options. Allergy immunotherapy (AIT) is a preventive treatment for allergic reactions against a variety of allergens including Pollen, Mold, PET dander, Food & Insect (treated by venom immunotherapy) etc. In this treatment, repeated shots of allergic antigens are provided to develop immunity over a time period. There are two kinds of delivery mechanisms – Sub Lingual and Sub Cutaneous. As per an industry report, more than 50 million Americans suffer from some type of allergy annually.

**Most Common Allergies in the US (2023)**





The US industry is highly concentrated with well-established players. Raw materials comprising of natural extracts or organisms involve a complex supply chain from sourcing to processing. New products require biologic license approvals. In order to succeed, new entrants require a complete portfolio of products, which shall entail significant investment, development, and approval lead times.

Your company is the number two player in the US subcutaneous allergy immunotherapy market and the sole supplier of venom immunotherapy in the US. In addition to the US market, the company also exports to several international markets such as

Canada, Europe, and Australia. The product portfolio includes 6 different insect venom products, 200 plus consistent, high-quality allergenic extracts and a range of specialised diagnostic devices for skin testing with best-in-class customer service and high supply reliability. The business is backed by one of the oldest and most trusted brands, HollisterStier, which has been in existence for over 100 years. The business has an onshore manufacturing facility, which is approved by the US FDA. The business supplies bulk extracts through a dedicated sales team to more than 2,000 allergists and physicians who then use the products for diagnostic testing and to administer immunotherapy treatment.

### Venom Extracts



- Venom extracts includes products for Honey Bee, White-Faced Hornet, Yellow Hornet, Wasp, Yellow Jacket and Mixed Vespidae allergies
- Sole supplier in US

### Allergenic Extracts



- Allergenic extracts (over 200 products) includes products for Dog, Cat, Mite, Tree Pollen
- Combination of specialised (e.g., Dog) and standardised extracts (e.g., Cat); 2<sup>nd</sup> largest in the US

### Skin Testing Devices



- Multiple skin test system includes ComforTen, Quintest and Quintip
- Differentiated product vs. competition - stainless steel lancets vs. plastic tips ensuring minimal trauma

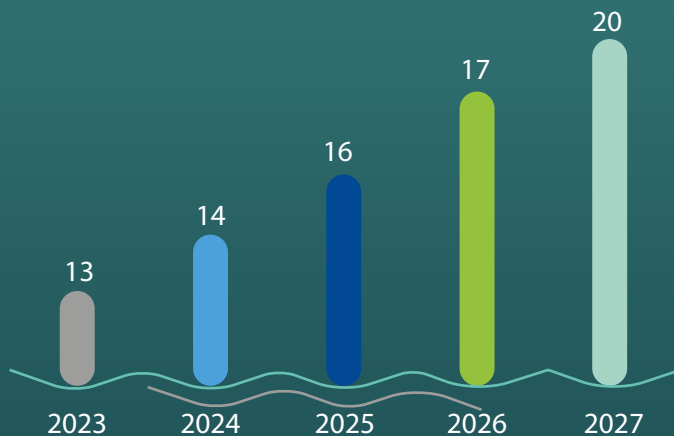
The business is moving ahead on a three-pronged growth strategy. The first is to enlarge the US venom segment by increasing customer awareness about the importance of bee sting allergy treatments through targeted marketing campaigns. The second is to gain market share in the US allergenic extract market by increasing the customer wallet share through an emphasis on science and product differentiation. The third is to expand its footprint in select international markets, through strategic partnerships and an expanded distribution channel.

This business continues to develop innovative products to address various allergies, as evidenced by the 2023 launch of Ultrafiltered Dog hair and dander extract. This product provides optimal treatment, ensuring dependable and consistent results, and efficacious dosing without precipitate formation.

During FY 2024, revenue grew by 13% YoY to ₹6,786 million on the back of volume and price increase. EBITDA increased by 33% YoY to ₹2,734 million on the back of volume and price increase.



# CDMO Sterile Injectables Segment



**Global CDMO Sterile Injectables Market Size (US \$ billion)**

The global Sterile Injectable market is estimated to grow from ~ US \$13 billion in 2023 to ~ US \$20 billion in 2027. The demand is primarily driven by the increase in the development pipeline in Biologics and the increase in loss of exclusivity. Structural demand drivers including limited internal capacity, continuous cost reduction and focus on internalising specialised capabilities by the big pharma continue to remain in play.

Since 2015, a large number of new drug shortages have been in injectable, signalling a need for significant on-shoring. On top of this, further consolidation in the industry will widen the

demand-supply gap. A recent McKinsey study signalled from 2023 to 2027, vial outsourcing demand will continue to be greater than supply.

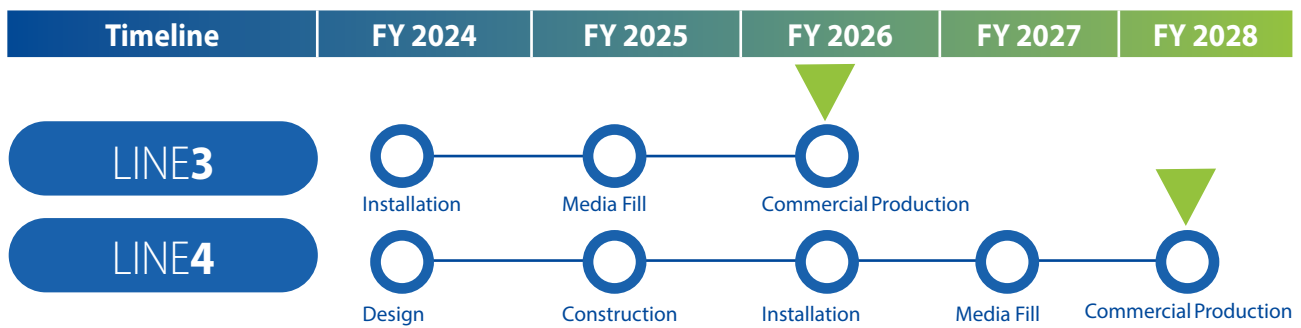
The industry is very attractive with multiple entry barriers. E.g. the majority of customer contracts are for a long duration with auto-renewal in place. The switching cost for the Customer is very high due to significant technology transfer time and efforts. Customers typically look for on-shore, North American manufacturers with proven track records on quality. Greenfield expansion is difficult due to a high upfront capex.

We are among the leading mid-size contract manufacturers in North America for sterile fill and finish injectable operations in Spokane, US, and Montreal, Canada. The facilities offer manufacturing services including sterile fill and finish injectables (both liquid and lyophilization), full-service ophthalmic offers (liquids, ointments & creams) and ampoules. We enjoy long-term relationships with our Customers. Our top 10 Customers have been with us for more than 5 years. We enjoy a 92% repeat business rate from our customers. Our facilities have been approved by Regulators across the world, including, the US Food and Drug Administration (US FDA), Health Canada, Agencia Nacional de Vigilancia Sanitaria (ANVISA) Brazil, Pharmaceuticals and Medical Devices Agency (PMDA) Japan, Medicines and Healthcare products Regulatory Agency (MHRA), and various others.

The products manufactured at both facilities are sold in over 50 countries globally. We also ensure a keen focus on the highest level of compliance and Intellectual Property Rights (IPR) with a lean operation setup and supply of quality products in a timely manner to our customers. These efforts are instrumental in helping us further grow the order book.



As announced, we are doubling our capacity in Spokane with an investment of US \$285 million. We are expanding with two new high-speed 400 vials a minute injectable fill lines with isolator technology with each new line having two ~350 sq. ft. lyophilizers as well. These two new lines of expansion will add an additional 200,000 sq. ft. at the Spokane facility. This expansion is partly funded through the cooperative agreement of US \$149.6 million that the Company's subsidiary Jubilant Hollisterstier LLC entered into with the Army Contracting Command, in coordination with the Joint Program Executive Office for Chemical, Biological, Radiological and Nuclear Defence (JPEO- CBRND) on behalf of Biomedical Advanced Research and Development Authority (BARDA), within the US Department of Health and Human Services. The expansion program is on track with respect to cost and timeline. One line is expected to start commercial production in FY 2026 and the other line in FY 2028.



Also at the Montreal facility, we have announced an investment of ~US \$80 million towards the expansion of our liquid and lyophilization sterile fill operations. Of the total investment, ~50% of the project cost will be funded through concessional loans from the Canadian Government and the balance from internal accruals.



Additionally, we are investing in the area of sterile ophthalmic by setting up a 200-bottle-per-minute plant at the Montreal, Canada facility given the high Requests for Proposals (RFPs) we are witnessing in this field, which is led by the increasing ageing population across the globe. This ophthalmic line is currently undergoing validations and is expected to start commercial production in FY 2025.

Our Montreal facility has been under OAI classification since May 2023. Over the last several months, we have engaged external subject matter experts, Customer audits, mock audits and FDA/Health Canada guidance to ensure that we adhere to the best of the standards. Recently we received a compliant GMP rating from Health Canada (May 2024) based on their recent audit.

For FY 2024, Revenue and EBITDA stand at ₹11,171 million and ₹1,923 million respectively. EBITDA for FY 2023 was higher due to one-time COVID-19-related business. We expect EBITDA to remain at normalised levels going forward.

## Commercial Excellence & Customer Satisfaction

In the CDMO Sterile Injectables business, the deployment of a new Commercial Model in FY 2024 focused on expanding our Customer & Product base. This strategy included the deployment of two new verticals including (a) The Key Account Director (KAD) vertical focused on expanding our product base with select key Customers. Since we currently operate with 7 of the top 20 large Pharma companies and we have a 92% repeat Customer business rate, the KADs will further drive this product expansion by 'farming' additional business from Customers. In addition, the (b) Business Development (BD) vertical 'hunts' for new Customers and Products across multiple segments including Large/Small Pharma, Biologics & select Generic companies. These two verticals have been successful in FY 2024 securing 8 additional 'wins' across our existing lines setting us up for success to fill capacity across Line 3 expansion next year. Our positioning with the Customers is Full-Service Customer Focused CDMO specialising in Fill & Finish along with ophthalmic offering. This focus on the Customers has allowed us to retain Customers (top 10 Customers have stayed with JHS for 5+ years, of which 6 have been Customers for 10 years) as well as obtain repeat business from these Customers (92%). The strongest indicator of Customer Satisfaction is the ability to sustain Customers and grow your product base.

Specifically, as it relates to our Line 3 expansion, we have accelerated the commercial timeline of Line 3 with plans to tech transfer multiple NPIs (New Product Introductions) by the end of FY 2025 with a few by the end of Q1 FY 2025. Project

Management (PM) is a core competency developed by JHS and valued by the Customers. Over the years, we have a strong bench of experienced professionals leading our projects from Tech Transfer through Regulatory approval. This was evident in our multiple COVID-19 therapeutics transferred to the site in record-breaking time (less than 6 months), including Remdesivir highlighted in the news being first produced out of our Spokane facility. The experience of the PM team is due to the 12+ year average tenure with JHS, multidisciplinary background, use of PM guidelines & checklists and shared reporting structure with the BD team. Lastly, our focus on Commercial Excellence and revamping our entire Commercial Strategy & resources are evident in our refreshed website containing further information along with videos/educational information supporting our services: [www.jublhs.com](http://www.jublhs.com)

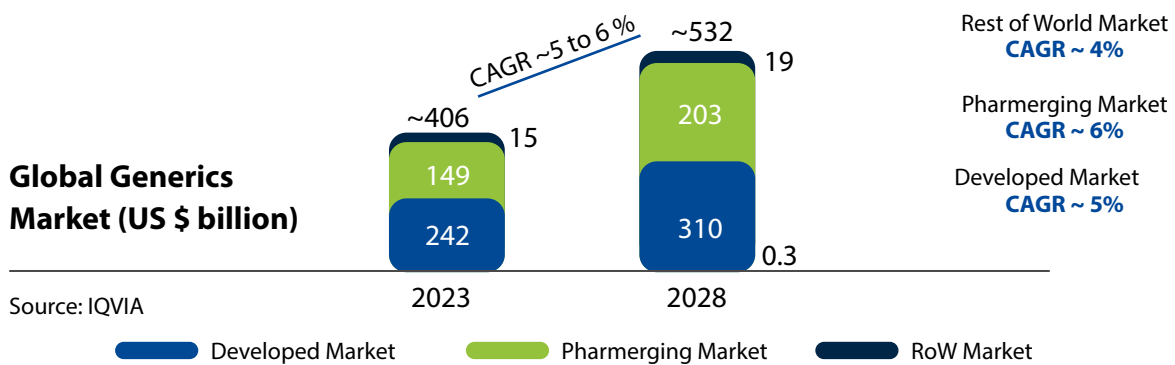
Coming off a strong FY 2024, the business is strongly positioned for continued double-digit growth at both of its sites. In Spokane, the 30+ existing Customers provide a strong base for expanding our product portfolio and filling the expansion opportunity presented. Efforts in FY 2025 are focused on accelerating the commercial revenue of our expansion project in Spokane, which long-term would allow us to more than double our capacity significantly growing our EBITDA over the next five years. Similarly, in Montreal, our investment in the new Liquid / Lyophilization line coupled with our speciality focus on sterile Ophthalmic products allows us to double our Ophthalmic volume short term and more than double our overall site capacity long-term significantly growing our EBITDA. As a result, the consolidated CDMO business (Spokane & Montreal) will see a doubling of its production volume and considerable EBITDA growth over the next 5 years. Continuing to position JHS as a Full-Service Customer Focused CDMO will ensure the delivery of this strategy.







# Generics Business



The global generics market is estimated to grow from US \$406 billion in 2023 to US \$532 billion in 2028 on the back of the increase in chronic disease prevalence and loss of exclusivity for innovator products. Particularly, the US market is expected to grow at approximately 2% with early signs of a decrease in price reductions. Non-US international market is expected to grow in the 5% to 7% range for different markets and India market is expected to grow in excess of 10%.



The global generics market is estimated to grow from US \$406 billion in 2023 to US \$532 billion in 2028 on the back of the increase in chronic disease prevalence and loss of exclusivity for innovator products. Particularly, the US market is expected to grow at approximately 2% with early signs of a decrease in price reductions. Non-US international market is expected to grow in the 5% to 7% range for different markets and India market is expected to grow in excess of 10%.

Our Generics business includes the development, manufacturing, distribution, sales and marketing of generics formulations. The broad therapeutic areas covered include the Cardiovascular System (CVS), Central Nervous System (CNS), Gastrointestinal (GI), antibiotics and multi-specialty (MS). We have a global presence and serve more than 50 countries

including the US, UK, Europe, Canada, Japan, Australia, South Africa and UAE. We are building the branded generics business in India in the field of cardiovascular diabetes and multi-specialty. We have a manufacturing facility for generics in Roorkee and we are also developing a network of globally available contract manufacturers (arrangement in place with more than 5) to have cost-effective manufacturing facilities as well as to de-risk the product supplies. Our Roorkee facility is approved by various regulatory agencies of different countries including the US FDA, Federal Agency for Medicines and Health Products (FAMHP) Belgium, Pharmaceuticals and Medical Devices Agency (PMDA) Japan, Therapeutic Goods Administration (TGA) Australia, MHRA UK, South African Health Products Regulatory Authority (SAHPRA) etc.

### Our growth strategy for key markets is outlined below:



#### Grow the profitable Non-US International market

- Focus on scaling 2 key markets to triple digit revenue in INR Cr. (B2B2C)
- Offer a portfolio of products to 50+ markets (B2B)
- Launch new products through In- Licensing



#### Build business in Indian Market

- Build and Scale branded generics business in India
- Develop 3 to 4 profitable therapeutic area divisions. Demonstrated successful blueprint by achieving profitability in CVD division in Q4 FY2024



#### Achieve profitability in the US Market

- Focus on profitable sustainable portfolio
- Outsource manufacturing to CMO's. Launch new products through In-Licensing
- Relaunch products & grow exports through Roorkee Facility

In the non-US international market side, the UK continues to be a key growth market where we have established our subsidiary and have our on-ground direct presence, with further strengthening of our team and product portfolio to harness the UK direct-to-market through the said subsidiary. We have import approval from the Medicines and Healthcare Products Regulatory Agency (MHRA) for 15 products as of

March 2024. Similarly, we have our on-ground direct presence, established through our subsidiary in UAE, which would focus on expanding operations in the Middle East as part of our growth plan. We plan to grow the revenue base on the back of new products through In-Licensing, in addition to commercialisation of the existing products in additional markets.

We are building a branded generics business in India. We plan to develop 3 to 4 therapeutic area divisions. We have demonstrated a successful blueprint by achieving break-even in the cardiovascular division in Q4 FY 2024. Our recent addition of the multi-speciality therapeutic division is still in the stabilisation phase in its first year of operations. We shall continue to invest and grow the India business in the future by investing in additional therapeutic areas in a phased manner to ensure its profitability is achieved in the near to mid-term for the new additions.

Over the last few years, the US Generics market has been witnessing significant pricing pressure led by demand-supply imbalances, consolidation in the drug buyer market and vertical integration of the GPOs with the large retail pharmacy chains.

Our US generics company has been witnessing significant losses since FY 2022 due to the high cost of manufacturing in the US amid low drug prices. In order to move the US generics business to profitability, it has been decided to close the in-house manufacturing operations at the US manufacturing facility and transfer profitable products to CMOs. We will continue to have a Sales & Marketing presence in the US that will market supplies from its US FDA-approved Roorkee facility in India, new CMOs and products from the in-licensing route. These actions are expected to improve the gross margins of the business and hence propel the business towards profitability. Further, In-licensing of new products will not only grow the revenue base of the company but also ensure a robust product portfolio.

**Our growth strategy for key markets is outlined below:**



**Continuous Quality Improvement**

- Implemented a large scale quality improvement program in Roorkee facility.
- Continue the upgrade the quality framework



**De-risk Product supplies by outsourcing**

- De-risking product supplies through building a robust CMO network & outsource the manufacturing
- Wide network of CMO's being built across US, Europe, India and other countries



**Continue Cost Optimisation**

- Implemented cost optimisation initiatives of ₹150 crore
- Continue to implement cost saving opportunities

Our Roorkee facility received an Import Alert in July 2021 followed by the July 2022 inspection that was concluded with the same status i.e. Official Action Indicated classification in October 22 from the US FDA. US FDA further audited the Roorkee facility in Feb 2024 and this audit was concluded successfully with Voluntary Action Indicated for the Roorkee facility. Going forward, we expect the exports from the Roorkee facility to the US to increase in a meaningful and gradual manner.

During FY 2024, revenue grew by 2% to ₹7,746 million. EBITDA improved from negative ₹2,304 million in FY 2023 to negative ₹1,408 million in FY 2024. We expect to reach EBITDA breakeven in the Generics business in the short term.



# Contract Research Development and Manufacturing Organisation (CRDMO) Segment

Our CRDMO segment includes drug discovery services and CDMO-API business. In FY 2024, Revenue and EBITDA for this segment stands at ₹10,930 million and ₹1,692 million, respectively.



Integrated Drug Discovery Centre (IDDC)	Chemistry Research Innovation Centre (CIRC)	Contract Development & Manufacturing Centre (API CDMC)	Advanced Intermediate & API Manufacturing
~250 Scientists	~700 Scientists	~300 Scientists	900+ MTs Reactor Capacity
Pre-Clinical Services - From identifying the target to candidate selection	Synthetic, Medicinal, Analytical and Computational Chemistry	Process Research Chemistry (PRD) & Manufacturing	Facility approved by US FDA, Japan PMDA, Korea KFDA, Brazil ANVISA, Australia TGA
+85 Integrated Programs delivered	~40 Clients in the last 3 years	From mg to kg Supporting Scale-up to 20 kg	Potent API expertise OEB Class 1-3 API potency



## Drug Discovery Services

The global Drug Discovery market (CRO) & API / Formulation Development market put together is expected to grow from US \$19 billion in 2023 to US \$34 billion by 2028. In FY 2024, demand was reduced in the drug discovery projects on account of lower funding in the Biotech Industry. Having said that, the medium-term outlook remains strong as large pharma companies are increasingly partnering with CROs in their discovery and innovative manufacturing programs. On top of it, the proposed BIOSECURE act would prohibit the US Government & US life sciences companies that receive federal grant money from working with biotechnology service providers that are connected to foreign adversaries. This would force a lot of the Big Pharma companies to look for alternatives away from China. Your company with its world-class infrastructure & scientific talent is uniquely positioned to attract significant incremental demand arising out of this scenario.

In our Drug Discovery Services business, we focus on offering integrated solutions to our customers, which maximises the speed to develop a new lead. Our service offering includes early Drug Discovery Services, mg to kilo non-GMP and GMP scale-up of novel compounds, intermediates and New Chemical Entities (NCEs). This provides an integrated solution (from early phase discovery and development to commercialisation of the molecule) to pharmaceutical customers. In FY 2024, our portfolio of projects encompassed Full Time Equivalent (FTE), Fee for Service (FFS) and Integrated Drug Discovery (IDD) contracts. The business operates from Bengaluru,

Noida and Greater Noida in India, offering integrated as well as functional drug discovery and development services to global innovators. Our therapeutic areas of expertise include Oncology, Metabolic Disorders, Central Nervous System (CNS), Pain and Inflammation.

We have a three-pronged growth strategy for drug discovery services. The first vector is to offer differentiated chemistry services. We have invested in further expanding capacity in Greater Noida for Chemistry services and strengthened the services offerings by adding a centre of chemistry excellence. The second vector is to diversify customer segments by making inroads in the pharmaceutical customer segment. IN FY 2024, we have added 2 new large pharma companies as our customers. The third vector is to build development capabilities and offer complete CDMO services.

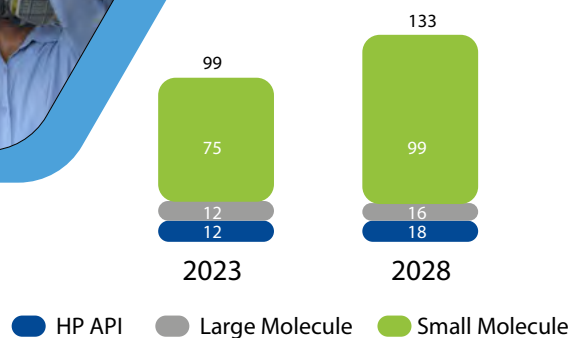
We also offer Cloud/ SaaS (Software as a Service) based on Artificial Intelligence /Machine Learning proprietary platform for clinical trials. The eClinical suite includes TrialStat® Orbit for electronic database capture, TrialStat® CTMS for Clinical Trial Management Software and TrialStat Portal for analytics and customer interface software.

During FY 2024, the revenue in drug discovery services stands at ₹4,485 million and EBITDA for the year stands at ₹1,061 million. We expect revenue & EBITDA growth to improve as the demand for drug discovery services starts to come back from the Biotech Industry.





### Global CDMO API Market (US \$ billion)



## CDMO-API

APIs, also known as drug actives, are responsible for rendering the therapeutic action to the final formulation of a drug. Growth drivers for the API market include a rise in chronic diseases & geriatric population, favourable government policies for API production, an increase in R&D expenditures and advancements in API manufacturing. Other factors encouraging market expansion include the growth of the small molecules segment, rising API complexity, companies' desire to reduce costs and rapid expansion of outsourcing services in the pharmaceutical sector.

Although the CDMO API market is dominated by small molecules, higher growth is expected in the segments of high-potency APIs and large molecules. The industry is increasing backward integration to mitigate the pricing pressure. The move towards friend sourcing is also becoming increasingly apparent, thereby reducing the concentration risk of generics API manufacturing.

Your Company offers a broad portfolio comprising around 100 different APIs from various therapeutic categories such as Central Nervous System (CNS), Cardiovascular System (CVS), anti-infectives and anti-diabetics. We are leaders in Carbamazepine, Oxcarbazepine and Pinaverium. We have a diversified & large external customer base (160+ customers) with a reach of over 50 countries.

We have a state-of-the-art manufacturing facility in Nanjangud, India, spanning over 41 acres with 7 multi-stream manufacturing blocks. In March 2023, we received the Voluntary Action Indicated (VAI) classification from the US FDA for this facility.

We are leading various initiatives to reduce costs by continuously streamlining our operations, enhancing yield, refocusing on R&D, on-boarding alternative vendors, de-risking

our operations and supply chain and optimising input material costs. Several cost improvement and process innovation programs are being undertaken for various commercial APIs as a part of product life cycle management. This will help us improve profitability and maintain market share despite increasing competition and pricing pressure.

According to estimates, 70% of India's API requirement is met through China. We are aggressively working on reducing the dependence on China for raw materials by ramping up domestic capacity and developing reliable local vendors for sustainability & quality. For the critical APIs, the Company is aiming to secure the entire value chain through backward integration and in this context, we have already started production of multiple Key Starting Materials (KSMs) in India using in-house technologies. We are creating an action plan for the implementation of continuous manufacturing or flow chemistry for the KSMs.

Our new product development philosophy is innovation-led affordability and quality-by-design, giving our customers access to cost-effective APIs while maintaining consistent global quality standards. Aided by strong process and analytical chemistry capabilities and IP and regulatory expertise, we will continue to focus on developing new products and filings for key markets.

For CDMO API, During FY 2024, revenue stands at ₹6,445 million and EBITDA for the year stands at ₹631 million. EBITDA margins expanded on a YoY basis due to cost optimisation efforts through structural cost reduction. Going forward, we expect much better performance in terms of revenue growth due to an increase in capacity utilisation and EBITDA margin expansion.



# Proprietary Novel Drugs Segment (Jubilant Therapeutics)

Jubilant Therapeutics is a clinical-stage precision therapeutics company advancing potent and selective small molecule modulators to address unmet medical needs in oncology and autoimmune diseases. Its advanced discovery engine integrates structure-based design and computational algorithms to discover and develop novel, precision therapeutics against both first-in-class and validated but intractable targets in genetically defined patient populations.

The Company's most advanced program - first-in-class CoREST Inhibitor phase 1 data suggests therapeutic potential in sensitising immunotherapy-resistant tumours and in ET/MPN with thrombocytosis.

- Phase 1 clinical data (Total 10 patients enrolled) established a safe dose



• Showed anti-tumour response in 2 non-small cell lung cancer (NSCLC) patients at the low dose of 10mg without platelet reductions. One patient with NSCLC having STK11 mutations showed significant response on JBI-802, while not responding to previously administered doublet IO therapy

• Also, the dose-dependent platelet effect seen in the clinic, establishing application in Essential Thrombocythemia (ET) and other Myeloproliferative Neoplasms (MPN) with thrombocytosis

• Phase II clinical trial to treat ET and MPN patients with thrombocytosis is being initiated in H1 2024. Investigator-led clinical trials in NSCLC and post-MPN AML are being discussed with multiple institutions

The second program (PRMT5 inhibitor) has received IND approval and is likely to start clinical trials in H1 2024. Two additional preclinical programs, small molecule brain-penetrant PDL1 inhibitor and first-in-class PAD4, are on IND track.

## Pipeline Overview

Program	Mechanism	Indications	Lead Optimisation	Pre-Clinical (IND)	Phase I/II	Milestones
JBI-802	CoREST Inhibitor/ Epigenetic Modulating agent	Essential Thrombocythemia / Myeloproliferative Neoplasms, Non-small cell Lung Cancer, Post MPN Acute Myelogenous Leukemia				Phase 1 data suggests therapeutic potential. Early Phase II in ET/MPN in H2-2024
JBI-778	PRMT5 Inhibitor Brain Penetrant	Epidermal Growth factor receptor refractory Non-small cell Lung Cancer, ACC, High-grade Glioma				Phase I / II initiation in H1 2024
JBI-2174	PD-L1 Inhibitor Brain Penetrant	Brain tumor and metastases				On IND track
JBI-1044	PAD4 Inhibitor	Oncology and auto-immune disease				On IND track
Other	Various	Various	Undisclosed research programs			
	EGFR Inhibitor <sup>1</sup>	Oncology				
	BRD4 Inhibitor	Oncology				

<sup>1</sup> Jubilant Therapeutics out-licensed its EGFR program to Lengo Therapeutics (Frazier Healthcare Entity). Blueprint Medicines acquired Lengo Therapeutics for approximately US \$250 million in cash plus US \$215 million in milestone payments. Jubilant Therapeutics has also out-licensed the BRD4 Inhibitor to Checkpoint Therapeutics.





### The Company's key strengths include:

- State-of-the-art discovery engine
- Differentiated pipeline and platform
- Multiple near-term catalysts including Phase II data
- Experienced leadership and globally renowned advisory board members
- Premier research collaborations including with Memorial Sloan Kettering, Boston Children's Hospital, Wistar Institute, Tel Aviv University and Cedar Sinai
- Publications and recognitions in world-class scientific conferences such as ASCO, AACR and peer-reviewed journals such as Nature Scientific Reports

### Within a few years of its inception, the Company has had many successes to its credit:

- Two programs received US FDA clearance for IND filing for clinical trials
- Received multiple orphan drug designations by US FDA
- Lead program transitioning to Phase II stage

- Validation of drug discovery platform with partnering of two programs. One of the partnered programs was acquired by Blueprint Medicines (NASDAQ: BPMC), a formidable biotech and has proceeded to Phase I
- Invited to present at several global institutional investor conferences

The S&P Biotech index recovered in FY 2024. There is optimism gradually returning to the US biotech market after the downturn thanks to a few events like the expectation of a lower interest rate environment going forward in the US, and multiple recent large pharma M&As of biotech companies at significant premiums. However, over the last two years, the value has moved from the preclinical stage to clinical-stage biotech with superior patient data. In this context, we are expecting a larger value to be created going forward as we have successfully transitioned to the clinical stage

We shall look to pursue phase 2 trials for JBI-802 plus a Phase I study for JBI-778, and then use the emerging data as a catalyst for raising capital through either institutional funding or strategic partnerships. Our drugs under development have the potential to address high unmet medical needs globally with a multi-billion-dollar market size and the space that we operate in is marked by a handful of peer companies commanding significant intrinsic value in recent transactions.





# Financial Performance

## Key Financial Metrics

Particulars	FY 2023	FY 2024
Unit	₹ million	₹ million
Total Revenue from operations	62,817	67,029
Total Income	63,200	67,716
Reported EBITDA	8,268	9,936
EBITDA Margin	13%	15%
Impairment of Intangible Assets	1,714	
Exceptional Items	568	1,689
Profit Before Tax	278	1,705
Reported PAT	(649)	727
Normalised PAT	1,199	1,955

Normalised PAT is calculated after adjustment for exceptional items & impairment of intangible assets.



## Revenue

Revenue during the year was ₹67,029 million as compared to ₹62,817 million in FY 2023. Total income during the year was ₹67,716 million as compared to ₹63,200 million in FY 2023. Revenue from the Radiopharma segment was at ₹30,013 million vs. ₹25,524 million in FY 2023 and contributed 45% to overall revenue. For Allergy Immunotherapy, the revenue was ₹6,786 million vs. ₹6,027 million in the previous year, 10% of total revenue. Revenue from the CDMO Sterile Injectables segment was at ₹11,171 million vs. ₹11,547 million in FY 2023 and contributed 17% to overall revenue. For Generics, the revenue was at ₹7,746 million vs. ₹7,615 million in the previous year, 12% of total revenue. Revenue from the CRDMO segment was at ₹10,930 million vs. ₹11,848 million in FY 2023 and contributed 16% to overall revenue.

## Expenditure

Expenditure for operations was at ₹58,021 million in FY 2024 as compared to ₹55,055 million in the previous year. Material cost and change in inventory stood at ₹18,995 million vs. ₹16,257 million in FY 2023. Employee benefits expense in FY 2024 was ₹22,160 million. Other expenses in FY 2024 were ₹14,454 million.

## Earnings Before Interest, Taxes, Depreciation and Amortisation (EBITDA)

The Reported EBITDA from operations was ₹9,936 million in FY 2024 as compared to ₹8,268 million in the previous year.

EBITDA from the Radiopharma segment was ₹5,840 million vs. ₹3,907 million in FY 2023.

For Allergy Immunotherapy, the EBITDA was ₹2,734 million vs. ₹2,055 million in the previous year.

EBITDA from the CDMO Sterile Injectables segment was ₹1,923 million vs. ₹3,451 million in the previous year.

For Generics, the EBITDA was -ve ₹1,408 million vs. -ve ₹2,304 million in the previous year.

EBITDA from the CRDMO segment was ₹1,692 million vs. ₹1,993 million in FY 2023.

## Finance Cost and Depreciation

Depreciation and amortisation was ₹3,819 million in FY 2024 vs. ₹5,540 million in FY 2023. Finance cost was ₹2,723 million as compared to ₹1,882 million in FY 2023.

## Profit Before Tax

Profit before Tax was ₹1,705 million as compared to ₹278 million in FY 2023.

## Tax Expenses

Tax expenses were ₹978 million in FY 2024 as compared to ₹927 million in the previous year.

## Profit After Tax

Profit after Tax was ₹727 million vs. -ve ₹649 million in the previous year. Basic Earnings per Share (EPS) was at ₹4.87 vs negative ₹3.83 in FY 2023. Normalised Profit after Tax was ₹1,955 million in FY 2024 vs. ₹1,199 million in FY 2023.



## Segment Revenue

Particulars	FY 2023	FY 2024	YoY Growth	Revenue Mix
	₹ million	₹ million	(%)	(%)
Radiopharma	25,524	30,013	18%	45%
Radiopharmaceuticals	8,717	9,518	9%	14%
Radiopharmacies	16,807	20,495	22%	31%
Allergy Immunotherapy	6,027	6,786	13%	10%
CDMO Sterile Injectables	11,547	11,171	(3)%	17%
Generics	7,615	7,746	2%	12%
Contract Research, Development and Manufacturing Organisation	11,848	10,930	(8)%	16%
Drug Discovery Services	5,222	4,485	(14)%	7%
CDMO - API	6,626	6,445	(3)%	10%
Proprietary Novel Drugs	38	0	(100)%	0%
Unallocable Corporate Income	218	383		
Total Revenue	62,817	67,029		

## Segment EBITDA

Particulars	FY 2023	FY 2024	YoY Growth
	₹ million	₹ million	(%)
Radiopharma	3,907	5,840	49%
Radiopharmaceuticals	4,649	4,775	3%
Radiopharmacies	(865)	555	164%
Allergy Immunotherapy	2,055	2,734	33%
CDMO Sterile Injectables	3,451	1,923	(44)%
Generics	(2,304)	(1,408)	39%
Contract Research, Development and Manufacturing Organisation	1,993	1,692	(15)%
Drug Discovery Services	1,643	1,061	(35)%
CDMO – API	350	631	80%
Proprietary Novel Drugs	(349)	(299)	(14)%
Unallocable Corporate (Expenses) / Income	(485)	(546)	
Total EBITDA	8,268	9,936	

Note: "Radiopharma" segment EBITDA includes "EBITDA share" and "share of Profit" from Sofie

## Key Ratios

Key Financial Ratios	Units	FY 2023	FY 2024
Debtor Turnover	times	6.4	7.3
Inventory Turnover	times	4.5	5.2
Interest Coverage	times	3.3	3.6
Current Ratio	times	2.1	2.1
Debt Equity Ratio	times	0.5	0.5
Operating Profit Margin	%	13%	14%
Net Profit Margin	%	(1)%	1%
Return on Net Worth	%	(1)%	1%

Net Profit Margin and Return on net worth were impacted by exceptional items of ₹1,689 million in FY 2024.

Exceptional Items for FY 2024 include ROFR waiver income from Sofie at ₹507 million and Impairment of PPE and other intangible assets, pursuant to the closure of manufacturing operations at the solid dosage formulation facility at Salisbury, Maryland USA at ₹2,196 million.

Adjusted for these expenses, Net Profit Margin and Return on net worth stand at 3% and 4% respectively.



# Business Enablers

## Research & Development and Intellectual Property

Our Research & Development (R&D) is an ever-evolving centre for excellence and remains strong on its belief towards innovation and quality to magnify the Company's business aspirations.

The focus of our R&D is to enhance innovation, scientific efficiency and effectiveness in compliance with Jubilant's core values and support the execution of business strategies. Our R&D centres are located in North America with expertise in the development of novel, robust and non-infringing processes for specialised and niche formulations and designs for radiopharmaceuticals and other products. Our R&D continues to lead to new, innovative processes and knowledge-driven products that increase the efficiencies of our production and allow us to capitalise on opportunities for growth in competitive markets.

The multi-skilled R&D teams, with specialisation across the value chain of pharmaceuticals, focus on novel drug delivery systems research, radiopharmaceuticals, allergenic extracts research, analytical research and biological support including clinical studies. R&D supports the activities of our various businesses by developing breakthrough technologies in new products, process chemistry, analytical chemistry, process intensification and establishing technologies at commercial scale. All the R&D centres are process-driven and promote a disciplined work culture. Our strong internal audit framework ensures overall regulatory compliance. The R&D team keeps itself updated with the regulations, and upcoming technological trends and proactively ensures pharmacopeial compliance while adopting best industry practices.



Our Intellectual Property (IP) - enabled innovative R&D efforts helped us avoid IP disputes after developing outstanding designing capabilities by identifying newer opportunities, better understanding of emerging challenges, developing alternative/ innovative research strategies and creating intellectual property which is well-protected in the geographies of our business interests. Our efforts have fructified into intellectual properties, which have grown over the years creating a strong position for the generic pharmaceutical business in regulated markets. We protect our inventions by filing patent applications in India, US, Europe, Canada, Australia, China, International Patent Applications (PCT) and other countries.

Our Radiopharmaceuticals business has a focused R&D team with radiochemistry expertise, based in Montreal, Canada. We also have a support team in India and the USA. The R&D team works on nuclear medicine for the diagnosis, treatment and monitoring of various diseases as well as cancer treatment via radiopharmaceutical agents. It serves hospital-based customers (nuclear medicine physicians and technologists) and radiopharmacies, globally, with high-quality and reliable speciality products. The business is backed by a dedicated R&D team, specialised drug discovery, product development, analytical chemistry, radiochemistry, animal testing, manufacturing, strong regulatory and medical affairs and commercial operations using radiation safety protocols. The areas of specialisation include cardiac, lung, bone and thyroid diseases. This team supports existing products and leads the development of new products.

We are continually engaged in the development of new products that have yielded a pipeline of products that will be introduced in the future. We are striving to enhance the product offerings across diagnostics and therapeutics to increase the bandwidth of products and their applications. The team also had a strong device team consisting of electrical engineers, Mechanical engineers, system engineers and component engineers. The R&D group is also working on artificial intelligence-based software solutions for better imaging.

Two new products, Mertiatide and Sulfur Colloid were launched successfully and are gaining traction. The device R&D team also launched Ruby-Fill® Cardiac imaging in mobile vans

after the FDA's approval in FY 2024. Currently team is working on MULTIPLE diagnostic agents that will targeted for approval in the next three years. The R&D team is also working on at least one therapeutic product called I31MIBG (MIBG). MIBG is currently undergoing clinical trial and we are expecting to file it near future.

Allergy R&D has expertise in biopharmaceuticals— specifically sterile liquid vaccines. The core focus is on allergen (natural) extracts for immunotherapy with a range of vaccines to immunise patients against IgE-mediated allergen-specific hypersensitivity. Its cGMP facility manufactures products to meet the high-quality standards followed in the allergy industry. Over the years, the Company has extended its customer base to include allergists, ENT doctors and clinics, hospitals and pharmacies across the US, Canada, Australia and other international markets.

In the Generics Business, till date, we have filed a total of 101 ANDA in the US, 39 in Europe, 29 in the UK, 25 in Canada and 45 in other RoW countries so far. We have received 63 approvals in the US, 23 in the UK, 37 in Europe, 24 in Canada and 42 in RoW markets. We have an objective of launching 6 to 8 products a year in our key focus markets of the UK & UAE either through our In-house pipeline or through an in-licensing route. Also, we continue to make efforts to launch or relaunch 6 to 8 products a year in the US market either through in-licensing or through Roorkee or additional contract manufacturing sites.

Drug Discovery Services business offers state-of-the-art capabilities in small molecule discovery and pre-clinical development. These include capabilities in Discovery Informatics, Molecular Modelling, Structural Biology, Medicinal Chemistry, Synthetic Chemistry, in-vitro Biology, in-vivo Biology, DMPK studies, Pharmacology, Toxicology, Scale up and GMP. Our disease biology expertise spans across multiple therapy areas including oncology, metabolic disorders, neurological disorders and inflammation.

Drug discovery is driven by the passion of our scientists, to provide affordable drugs to patients worldwide in areas of unmet needs. Our scientists collaborate across technology and therapeutic platforms to identify and validate novel small molecules and platforms that will enable the first or best-in-

class healthcare solutions of our collaborators. The competence of our team has been demonstrated by the progression of molecules to candidates and beyond starting from targets in a span of less than three years. The ISO 27001-certified facility is designed to firewall collaborations for scientific, operational and data exclusivity. We are constantly adding new technologies into our operations, and the additions in the last two years include liquid handling systems including mosquito® Xtal3, mass spectrometers, and the IVIS® Spectrum in vivo imaging system. IVIS® Spectrum combines 2D and 3D optical tomography on one platform and helps in non-invasive monitoring of disease progression. This, in essence, helps minimise the use of experimental animals. The system is currently being used to conduct advanced imaging-based animal studies, including cell trafficking and gene expression patterns in living animals. The mosquito® Xtal3 combines speed, accuracy, and performance in the crystallisation drop set-up and is currently being used by our structural biology group. The onboarding of mosquito® Xtal3 has greatly enhanced our success rate in obtaining protein crystals and co-crystals and helps accelerate the gene-to-structure determination of our customer programs. We have made significant progress in our AI/ML-enabled drug design and validation.

Digital initiatives were rolled out to improvise day-to-day operations, notebook keeping and customer engagement. We have launched a customer satisfaction survey and 80% of our customers are promoters of our services with peers and colleagues in the industry. In parallel, numerous investments were made to enhance Environment, Health & Safety (EHS) standards in the laboratories. Together, these strategic actions and investments will pave the way for business growth in the coming years. We have on boarded new customer programs in the disease areas of oncology and immuno-inflammation. Targeted therapeutics is a growing area, and with our specialisation in disease biology, we are currently supporting several drug discovery programs in this area. We have also successfully nominated developmental candidates in some of our research programs in the areas of liver diseases and inflammation. Our scientists have published the research being carried out by the business in reputed scientific journals. We continue to maintain a healthy pipeline of client programs that can help offset attrition and we continue our efforts to expand the business base.

Jubilant Therapeutics runs a very cost-efficient and cutting-edge R&D model with a small in-house team that discovers novel drugs from scratch to treat unmet medical needs and takes them all the way to advanced human trials. Stalwarts in the field of oncology from Memorial Sloan, Dana Farber etc. guide the group as part of the Scientific Advisory Board. Jubilant Therapeutics has a robust Intellectual property protection and management process that involves filing and maintaining global rights for our discovery and development programs in all key major global markets. The patents of all our pipeline programs have a long runway ahead. As part of the drug development and clinical trials process, the business continues to collaborate with several renowned global institutions for cancer research and patient treatment. The business has implemented SAP for better process management and control.





## Manufacturing

The manufacturing operations continue to be streamlined with a strong focus on the key enablers.

- **Compliance:** Compliance with diverse international regulations to maintain high-quality standards and a global customer base
- **Customer service:** Heightened awareness of our customer needs and striving towards delivering a quality product on time
- **Capacity and Capabilities Enhancement:** Sufficient capacity to meet demand as well as respond to market opportunities while implementing technology advancements
- **Cost Leadership and Continuous Improvements:** Continue to improve our conversion cost to remain competitive and establish a long-term presence in the market. Review and revise our processes using business excellence models and lean strategies
- **Continuity:** Business continuity through risk mitigation and sustainability measures

## Compliance

As a pharmaceutical manufacturer, our manufacturing facilities are required to comply with all applicable quality and regulatory authority requirements of the country of origin and country of export, including ensuring that the quality and manufacturing processes conform to current Good Manufacturing Practices (cGMP).

We are committed to continuous business process improvements by means of automation and providing timely training to our workers, establishing clear Standard Operating Procedures (SOPs) and process guidelines, which will lead to a reduction in cycle time and improvement in productivity

We continue to deliver safe and effective products to our clients in a timely manner. In the true spirit of continuous improvement and to be in line with the latest industry standards and trends, we will continue to make significant investments in our people, strengthen our processes, bring state-of-the-art technologies and further develop in-house expertise.

In our Radiopharma business, we operate 46 compounding nuclear pharmacies (Radiopharmacies) including three Positron Emission Tomography (PET) drug manufacturing facilities across twenty-two states in the US. Our products are viewed as reliable and trusted in the industry, as we procure, prepare and deliver quality products and fully support and comply with the State Boards of Pharmacy (BOP) and USP compounding standards. Our pharmacies are 'open formulary', providing customers with a full array of options that allow clinicians to achieve the greatest benefits for their patients. In March 2024, The US FDA inspected the Orlando Radiopharmacy. The inspection resulted in six observations. Responses to the US FDA inspection observations have been provided with detailed corrective action plans to further improve our processes and systems.

The regulatory landscape for compounding radiopharmacy facilities has been marked by significant enhancements, with the US FDA enforcing the "Insanitary Conditions at Compounding Facilities - Guidance for Industry" to ensure the highest standards of cleanliness and safety across the industry. State Boards of Pharmacy continue to evolve their regulatory frameworks by embracing and enforcing the USP<825> guidance standards, which provide detailed procedures for handling radiopharmaceuticals in healthcare settings. Our facilities have been proactive in adapting to these changes, ensuring compliance with both new and existing regulations. This ongoing commitment to regulatory adherence not only supports our operational integrity but also reinforces our standing as a trusted and compliant leader in the Radiopharmacy sector.

In anticipation of the US FDA's revision of 21 CFR 212, we are preemptively planning a comprehensive gap assessment across our PET sites. This will ensure our practices align with the updated regulations upon their finalisation. Our commitment to regulatory excellence will guide modifications to our standards, ensuring we not only meet but exceed the revised compliance requirements. This anticipatory approach signifies our dedication to quality and safety in PET radiopharmaceutical manufacturing, reinforcing our role as a leader in the industry.

The CMO Montreal facility was inspected by Health Canada in January 2024 resulting in a Compliant GMP rating, with no critical observations. The CMO Montreal facility was also inspected by the US FDA in February 2023. This resulted in



four observations and the classification was determined to be Official Action Indicated (OAI). Over 90% of the Corrective and Preventive Actions have been completed since the close of the FDA inspection.

Our Solid Dosage Formulation facility at Roorkee, India which manufactures and distributes finished solid dosage pharmaceutical products, was inspected by the US FDA in January 2024. The inspection resulted in four observations in which Jubilant took prompt and comprehensive corrective action. In April 2024 FDA categorised the inspection as Voluntary Action Indicated (VAI). Based on this inspection and the US FDA VAI classification, this facility is in compliance with regard to current good manufacturing practices (cGMP). In addition, the site was inspected by both the EU and TGA agencies during the fiscal year. These inspections resulted in no critical observations. The site has already received EU compliant certificate.

In the CRDMO business, we comply with diverse international regulations to maintain high-quality standards and a global customer base. The US FDA performed an audit at the



Nanjangud plant in December 2022, wherein the regulatory agency assigned the inspection classification of the API facility as “Voluntary Action Indicated (VAI)”. Based on this inspection and the US FDA VAI classification, this facility is in compliance with regard to current good manufacturing practices (cGMP). Further, the Nanjangud facility was inspected by TGA Australia in October 2023 and the inspection resulted in no critical observations.

## Environment, Health, Safety & Sustainability

For Jubilant Pharmova, Environment, Health & Safety (EHS) compliance is a key decision enabler for any process implementation. Our vision is to achieve and maintain the highest standards of EHS performance that ensure compliance to regulatory requirements and strengthen our commitment towards our stakeholders. Leaving a minimal environmental footprint is integral to our EHS philosophy.

Over the years, EHS excellence has been extensively promoted as a part of our culture. It is also clearly reflected in our policies on sustainability, EHS, climate change mitigation & energy Conservation and biodiversity. Performance reviews across the business regularly look at EHS key performance indicators (both lagging and leading) to reinforce leadership commitment towards employee safety, well-being and environmental sustainability. Inputs are also integral to our major business decisions, such as new product development, facility enhancements and contractor/ vendor relations.

Caring for the environment is a core corporate promise and as a part of this commitment, requisite capital expenditure is being incurred on process improvements as well as upgradation of environmental management facilities using the latest technologies. While end-of-the-pipe solutions are implemented, we are also making progress on initiatives for the reduction of waste at source. Efforts to process more by-products and waste to make them reusable are paying off in terms of ecological and economic impact.

We are aware of the rapid changes in the business environment such as increased global competition; more rigorous customer and societal demands; and extensive investor requirements. To tackle these challenges and ensure sustainability, excellence in cost, quality and services, we treat the Environment, Occupational Health and Safety as a topic of utmost importance to us.

The Company takes appropriate steps to ensure that our employees, the community at large and the environment, including natural resources, are protected. On the road to achieving excellence, we have adopted a top-down approach and have been enhancing the impact of initiatives by making it a line function responsibility through active employee consultation and participation. Efforts have been regularly implemented to drive a common governance approach on EHS across the board and to adopt management programs and systems that follow a standard framework for deployment but with the flexibility to tailor-fit local regulatory and other location-specific requirements.



The Company's operations are spread across different geographical regions and are subject to a wide range of EHS laws and regulations. In North America, we are regulated by various safety, health and environmental agencies and authorities including the United States Environmental Protection Agency (US EPA), Occupational Safety and Health Administration (OSHA), United States Nuclear Regulatory Safety Commission, Committee on Standards, Equity, Health and Safety at Work (CNESST, Quebec), Canadian Nuclear Safety Commission (CNSC), United States Boards of Pharmacy and Environment and Climate Change Canada. In India, we are regulated by various environmental agencies and authorities including the Central Pollution Control Board (CPCB) and State Pollution Control Boards (SPCBs).

In FY 2023, we deployed the 'Conformity' tool for compliance management across our facilities in North America. The tool helps in linking compliances to our processes and where required, changing business processes/policies. The tool provides real-time MIS capability for the reviewer/approver and management. The compliance reports are reviewed by the Board periodically. We developed and deployed an EHS management system, which provides the structure for implementing proactive risk management solutions to ensure the safety of our people, ensure compliance with internal and external requirements drive continuous improvement and support the overall strategy to operate in a safe and sustainable environment.

All our facilities have a process for employees to report workplace EHS issues and concerns. We also encourage dialogue with employees through educational initiatives and functional and cross-functional committees. Our leadership team members are required to conduct regular GEMBA walks not only to identify and address improvement opportunities but also to engage in EHS-focused conversations as part of building a culture of safety and caring. At our manufacturing facility level and at Radiopharmacies, EHS programs are put in place including training and awareness to keep our employees, community and other stakeholders educated in key EHS aspects relevant to their operations. Contractors working at our facilities are educated and trained to conduct their activities safely and in an environmentally responsible manner. The operations leadership team reviews the progress made by the facilities on their EHS management system implementation during the periodic EHS call.

Our manufacturing facilities in India are well-equipped with Occupational Health Centres (OHCs) run by experienced

professionals. A comprehensive health assessment program is ensured for all the people working in our various facilities. The OHC provides curative, advisory and health promotion services to the employees. In North America, we work closely with local healthcare providers to ensure timely medical support for our employees.

We have regularly made investments for the up-gradation of process safety and enhanced process controls at our facilities. We have an EHS solution, Gensuite, which is a cloud-based management system that provides integrated EHS applications into a suite of tools specific for each business. The applications are related to the management of corrective actions, incident recording, incident investigation, data mining, auto notifications, and compliance calendar among others. Gensuite allows for greater flexibility in data collection that matches our business needs and helps drive consistency in terms of tracking EHS challenges and ultimately improving our overall performance.

We worked on enhancing the capabilities of Gensuite as part of our continual improvement strategy, to help provide a better user experience and reporting of data. One such enhancement is the development of a safety observations reporting tool called iCare in Jubilant Pharma Limited covering all of our North American facilities. Safety observation tools use computer as well as mobile technology to capture safe and unsafe behaviours and conditions and are tracked in the system till closure. Another enhancement in Gensuite is to unify all incidents and accidents reporting under one common reporting system to provide a better user experience and tracking and reporting of data. We also implemented 'HumanTech' which is a cloud-based software utilising artificial intelligence technology to assess ergonomic risks in our manufacturing operations and provide solutions to systematically address them.

Our Radiopharmacies business in the US has introduced a driver safety training program called 'Driver Insights' offered in collaboration with our fleet management vendor ARI which includes an electronically delivered Driver Skill Assessment and training to specifically address skill gaps. Our fleet in the US also utilises GeoTab which is a GPS-based telematics solution which provides crucial driver behaviour information and helps ensure the overall efficient operation of our vehicles.

Jubilant Radiopharmacies network across the US completed 68 inspections, by environmental agencies, health agencies, radiation agencies and fire departments that did not have Notices of Noncompliance (NONs). The solid dosage



manufacturing facility at Salisbury, Maryland, US completed a virtual inspection by the Maryland, US Department of the Environment for RCRA programs, a periodic inspection by Maryland, US Department of the Environment/ City of Salisbury, Maryland stormwater division where all findings were abated within the allotted time-frame. An inspection by the City of Salisbury, Maryland wastewater treatment was conducted without any findings. Canadian Nuclear Safety Commission (CNSC) performed a compliance inspection of the Radiopharmaceuticals business' activities under the Nuclear Substance and Radiation Device License. No notices of non-compliance were issued as part of this inspection. There were 12 recommendations focused on improving the training program which we responded to and followed up on within the allotted time. Our Montreal facility CNSC license was renewed till 2029 without any additional condition and the facility also implemented high-risk targeted radiation audits during 2023. CNESST certification was also implemented in 2023 showcasing our unwavering dedication to health and safety.

The API facility at Nanjangud, India operates on Zero Liquid Discharge (ZLD). Actions towards water conservation measures, improvement made in segregation of effluent streams, adoption of new technology SCALEBAN for cooling tower, etc. have resulted in improvement in ZLD operations with reduced operational cost. The construction of additional infrastructures has helped achieve improvement in compliance with hazardous waste management rules. Enhanced focus on hazardous waste destruction through co-incineration in cement kilns is progressively reducing environmental footprint. Also introduced PNG (piped natural gas) replacing furnace oil in the boiler at Nanjangud site as a measure towards reducing site carbon footprint.

Our Roorkee, India facility has full-fledged effluent treatment & sewage treatment facilities with a capacity of 130 KL & 70 KL respectively. It is a Zero Liquid Discharge facility and the treated water is used for irrigation as per the Consolidated Consent & Authorisation (CCA).

We continue to engage external subject matter experts to assess our operations and we jointly work with the help of their expertise to enhance our risk reduction efforts. These types of engagements include process safety, machinery safety & lockout tag out, electrical safety, ergonomics, industrial hygiene, investigation and root cause analysis, etc. Trainings are planned this financial year as part of our competency-building efforts. We are working to strengthen our safety management



system as part of our Occupational Health and Safety strategy which includes implementation of global OH&S Standards, competency building of the people, development of safety KPIs and driving safety governance across all the levels of the organisation till top management level.

Comprehensive safety improvement and capacity-building exercises have been undertaken to improve the knowledge, competency, expertise and commitment level of the people through an external safety consultant.

### Customer Service

Our operations fundamentally focus on Supply Level Adherence (SLA) and Right First Time (RFT). By achieving excellence in these two key metrics, high levels of customer service are automatically achieved. Bringing in customer centricity in our operations by leveraging excellent tools and methodology to unlock the Overall Plant Efficiency (OPE) and On-Time in Full (OTIF) is important to achieve a competitive advantage to support the business growth.

In Allergy Immunotherapy business, customer service has been a focal point of the Company's commitment to excellence. Under concerted leadership, a comprehensive overhaul of customer service practices was initiated. Through the implementation of new strategies for qualitative feedback collection, the Company gains invaluable insights into customer needs and preferences. Identifying and rectifying system inefficiencies was a critical component of the customer service enhancement initiative. By addressing bottlenecks and streamlining processes, the Company improved response times and delivered a more seamless experience for customers. The Company's knowledgeable sales team plays a pivotal



role in the customer service ecosystem. With their expertise and dedication, they serve as trusted advisors, providing invaluable support and guidance to customers. Their deep understanding of products and services allows them to offer tailored solutions that enhance the overall customer experience. The commitment to customer service extends to the support network, including medical science liaisons dedicated to assisting healthcare professionals with the latest scientific information and insights. These professionals serve as a bridge between customers and scientific expertise, ensuring access to resources for informed decisions and high-quality care delivery.

In our CDMO Sterile Injectables Business, heightened awareness of our customers' needs are aligned with our Commercial Excellence enabler allowing us to deliver high-quality products right the first time according to the Customers' Service Level Agreement (SLA). One example of this is releasing batches under 45 days from production (last year, the actual release time was >75 days).

In the Generics Business, we have given more emphasis on ensuring product robustness in the last couple of years. This was done for all our key products for the non-US markets. As a result, batch rejections have come down and there has been

significant improvement in OTIF. As a result, we could fulfil our commitments to customers in a timely manner. For the US Business as well, we are in continuous engagement with third-party contract manufacturers to ensure continued supplies.

In CRDMO business, we continue to strive towards delivering a quality product on time. Therefore, we have increased our OTIF (On Time In Full) by 15% to meet our customer demand. We have taken various initiatives to improve our process capability and it has resulted in increasing our Right First Time (RFT) by 4%.

### Capacity and Capabilities Enhancement

In the Radiopharma business, in FY 2024, with a heightened awareness of our customer needs, 97% of all products were manufactured on time and 98% of products were delivered on time. A strategic master plan for the manufacturing and quality control facility was completed in order to maintain the highest quality standards with diverse international regulations, support all markets' demands and improve conversion costs. In addition, new processes and equipment involved in the sterilisation process were introduced to ensure business continuity of sterile product manufacturing.

A capacity increase plan for Ruby-Fill® generators



manufacturing was initiated over the last couple of years. The plan started with equipment automation, resulting in a 15% capacity increase, and a process optimisation in two phases. Phase I was completed with a 50% capacity increase. The design, feasibility and initial testing studies were completed in FY 2024. This process will add another 50% capacity increase of the radiopharmaceutical manufacturing installation. In addition, new processes were implemented to support market growth testing requirements.

In the radiopharmacy, capacity and capability enhancements have been substantial in FY 2024, particularly with the state-of-the-art clean room upgrades implemented in our Philadelphia and Houston radiopharmacies – and additionally Detroit to be completed early in FY 2025. New hoods were installed at Oakland and New York sites to manage and dispense MIBG. This year also marked a significant enhancement at our Boston, MA facility with the integration of a theranostic centre of excellence. This centre enables the site to dispense radiotherapies from a state-of-the-art radiotherapy compounding facility, further expanding our capabilities in providing cutting-edge treatment options. This development not only enhances our service offerings but also positions us at the forefront of theranostic advances, supporting the growing demand for personalised medicine. Our 'open formulary' approach ensures that clinicians have access to a comprehensive range of options, enhancing the therapeutic outcomes for patients while supporting personalised medicine.

In our role as a CDMO, we've supported ARTMS in developing their innovative solid target technology, a collaboration that extends to assisting their partners. This work is crucial, as it enables these partners to utilise the technology for labelling their commercial products, thus enhancing the availability of advanced PET diagnostics in the market.

Our strategic developments are advancing our infrastructure to handle and dispense PET radiopharmaceuticals with

high energy levels, like those with 511 KeV energy, ensuring clinicians and patients have access to vital, cutting-edge PET diagnostics. This initiative, alongside our commitment to ensuring seamless Patient Ready Doses, signifies our unwavering commitment to operational excellence and to being at the forefront of innovation in nuclear medicine.

In the Allergy Immunotherapy business, to meet the market demand, the company has increased its capacity for lyophilization and continues to grow this capability. Ongoing investment in the US-based manufacturing facility will ensure a consistent and reliable supply of key products for distribution in both domestic and international markets. The Company continues to invest in upgrading facilities and equipment to meet growing demands and current compliance standards.

In our CDMO Sterile Injectables Business, Operational Excellence is key for us. In that regard, we continue to balance our liquid/lyophilisation capacity on our existing lines while implementing technology advancements including our new isolator technology on our expansion lines. At both of our CDMO facilities - Spokane US and Montreal, Canada, equipment reliability programs have been initiated and several initiatives are in progress to strengthen and improve the processes around equipment reliability as well as maintenance and engineering capabilities, spare parts management and overall plant capacity.

At our CDMO operations in Montreal, Canada, we upgraded our ophthalmic filling line and are in the process of procuring additional ophthalmic manufacturing and filling capacities. The new ophthalmic line will have the capability to manufacture preservative-free ophthalmic solutions as well as the latest technology to manufacture liquid products and is expected to be operational in FY 2025.

Our Roorkee, India manufacturing site is equipped with state-of-the-art facilities and machinery having sufficient



capacity to cater to the growing demand. Several capacity de-bottlenecking projects have been implemented and facilities and processes have been upgraded to enhance GMP at our formulations facility at Roorkee, India. Our continued engagement and collaboration with CMOs will also ensure our ability to cater to the increased demand for select products.

In CRDMO business, following our continuous pursuit of excellence and innovation, we have established six Centres of Excellence (CoEs) for specialised chemistry. These CoEs are not just facilities - they are the embodiment of our commitment to providing high-quality, specialised chemistry services at an accelerated pace. Each CoE is equipped with a dedicated team of experts and state-of-the-art technology, ensuring that we stay at the forefront of chemical research and development. Our teams work tirelessly to provide solutions that are not only effective but also tailored to meet the unique needs of our clients. We have received excellent feedback with increased FTEs in lipid chemistry from multiple customers. We have integrated the capabilities of Jubilant Biosys and API, Nanjangud to deliver a seamless service experience to our customers. Recognising the dynamic nature of customer demands, we have fostered a unified team comprising members from PRD (Noida) and Tech Transfer (Nanjangud). Our strategy involves the optimal utilisation of our resources. We are capitalising on the Nanjangud site for CDMO (Low-mid scale GMP) operations and the HiPo Suite at Greater Noida for CDMO (small scale GMP) operations. This strategic allocation allows us to cater to a wide range of customer requirements, thereby enhancing our service delivery. The synergy between various teams and resources will propel us forward in our journey of growth and customer satisfaction. Because of that, we have been awarded 3 NCE (New Chemical Entities) API projects for development and manufacturing in Clinical Phases. We have sufficient capacity to meet demand as well as respond to market opportunities while implementing technology advancements.

In the CDMO API business, In FY 2024, we have increased our Capacity by 84TPA and OPE (Overall Productivity Effectiveness) by 10%. Through the Six Sigma approach and 6S, we have implemented more than 60 improvement projects.

### Cost Leadership & Continuous Improvements

Our focus has been on conversion cost optimisation without compromising our quality and customer service standards and several initiatives have been undertaken to reduce the conversion cost.

In the Radiopharma business, our bottoms-up Business Excellence initiative named 'FOKUS' has allowed employees to come up with novel ideas and suggestions to bring efficiencies, and reduce or eliminate cost or waste in our processes. Our focus on training and process improvements led to a reduction in discards, waste and costs, and continuous improvement.

Radiopharmacies developed next-generation predictive modeling for Mo-99/Tc-99m demand across our Radiopharmacy network leading to ~ US \$2.6M in cost savings in FY 2024. Radiopharmacy operations Mo-99 generator efficiency reached an all-time high in FY 2024 and is best in class within the nuclear medicine industry. Predictive planning allows optimisation during holiday seasons as well as seasonal highs and lows in dose volume. Artificial Intelligence Modelling will be introduced in FY 2025 for further enhancement to our predictive modelling tool.

Additionally, we reduced 3rd party courier expenses by ~US \$1 million in FY 2024 by implementing route optimiser and strategic hiring events. Further implementation of the Route Planner tool allowed the optimisation of complex routes providing labor-effective solutions. With the use of advanced analytics, we identified opportunities for significant product cost reduction across several product lines by implementing and rolling out a newly developed production optimiser tool to reduce radiopharmaceutical kit consumption.

In the Allergy Immunotherapy Business, the Company has initiated several strategic improvements across processes, quality, and management systems to align with industry best practices and enhance operational efficiency. These improvements are part of an ongoing effort to meet growing demands, improve efficiency, and adhere to current and future compliance standards.

Our manufacturing facilities in Spokane US have led structured improvement projects designed to deliver significant



conversion cost savings, while at the same time improving safety, deviation rate, productivity, batch rejections and service levels. We have undertaken numerous energy-saving projects to reduce our utility costs. Several automation projects and increased batch sizes in our operations are leading to efficient headcount utilisation. The most significant changes recently are the significant improvement in batch release time and RFT for new product introductions. Specifically, batch release time has improved over the last year FY 2024 from 75+ days to <45 days.

In the Generics Business, our employees have come up with novel ideas and suggestions to bring efficiencies and reduce or eliminate cost or waste in our processes. Our focus on training and process improvements led to a reduction in discards and improved Right First Time (RFT). As part of its continuous vigil for cost efficiencies and process improvement, the Company has decided to close the manufacturing operations of its solid dosage formulation facility at Salisbury, Maryland, USA and shift the operating model from in-house manufacturing to outsourced manufacturing by selected US FDA approved CMOs for the US market.

At the API facility in Nanjangud, In FY 2024, we realised cost savings of more than 20 crores in continuous improvement projects by creating a Task Force team that follows the lean way. At the API facility in Nanjangud, we continue to Identify waste across the value chain and eliminate it using a structured approach. In FY 2024, we have been able to improve the yield in the key products by 2% to 8%.

### Continuity

Business continuity is essential for sustenance and the Company has already established a sound strategy. We also executed several risk mitigation projects to qualify alternate sites for key products, and qualification of alternate sources for key active ingredients, excipients and components. This provides greater confidence in our overall supply chain with our customers. We see our sustainability programs as key enablers for ensuring business continuity. To bring about a cultural transformation across the organisation with a safety and quality mindset, programs on the Company's Values, safety management system and quality culture transformation, continue to be carried out.

In the Allergy immunotherapy business, ensuring uninterrupted business operations is paramount for the Company, which has proactively devised a robust strategy to address this need. Through diligent efforts, many risk mitigation initiatives have been implemented aimed at identifying and securing alternative sites for critical products and diversifying sources for key active ingredients, excipients, and components. These endeavours bolster supply chain resilience and instil greater confidence among customers. Fostering a safety and quality-centric culture remains a top priority. The Company is committed to fostering a cultural shift across the organisation, emphasising the importance of safety and quality in every aspect of work. To achieve this, ongoing programs centred on the Company's core values, safety management systems, and quality culture transformation are being diligently executed. These initiatives serve as catalysts for instilling a collective mindset that prioritises safety and quality excellence throughout the entire workforce.

At Nanjangud, India a comprehensive asset health assessment exercise is carried out to replace the ageing assets in a phased manner to avoid business interruptions and for enhanced compliance levels.





## Supply Chain

Globally supply chains have remained a bottleneck in the last 1-2 years. However, the Supply Chain at Jubilant Pharmova Limited continued its focus on ensuring the availability of all inputs in time to continue manufacturing and ensuring timely delivery of our products to customers across the globe. This was achieved despite global supply constraints and increased volatility in the prices of most of the inputs. Russia – Ukraine conflict and the Red Sea crisis have significantly impacted metal prices as well as logistics costs across the globe. Global logistics continued to remain a challenge over the last couple of years.

In Radiopharmacies, in FY 2024, Supply Chain was able to steer clear of all supply chain disruptions relating to critical operating materials and components due to a multiple sourcing plan implementation as well as a proactive approach to finding alternate providers of key consumable components. Delivery vehicle procurement, coming off the COVID-19 pandemic, saw availability diminish to critical levels driving up maintenance and repair costs for aged vehicles. This issue has been resolved with the implementation of Hyundai fleet services able to deliver in FY 2024. It is expected that moving to smaller more fuel-efficient vehicles and replacing aged vehicles will bring considerable savings in FY 2025 and beyond. Jubilant's critical Gallium-68 supply has been secured by a multi-year contract with Eckert & Ziegler. Contract negotiations for key Mo-99 generator procurement are ongoing with the existing contract expiring late 2024. Different manufacturers are currently being considered to reduce supply chain risk. The establishment of a central warehouse in Memphis, TN helped improve inventory management while reducing the inventory cycle to 30 days or less and reducing costs due to expiration.

At CDMO Sterile Injectable business, our Supply Chain mastery and competency were evident during the COVID-19 pandemic when we were able to procure and transfer multiple COVID-19 therapeutics on-site in less than 6 months. Despite the numerous supply chain challenges with components and parts, we have been able to meet aggressive timeframes and leverage the parent company to address broader supply challenges. In addition, being part of the USG IBX consortium (discussed earlier) JHS has a DPAS certification rating allowing JHS to accelerate long-lead time challenges specifically related



to the pandemic or other USG-required projects. This has been beneficial for our expansion project specifically related to procuring long-lead time supplies and equipment.

In the CRDMO Business, with successful registration under the Pharmaceutical Supply Chain Initiative (PSCI), Biosys will create a path for Responsible Supply Chain Management. Many initial hiccups & challenges in ERP have been set foot with good process standardisation. More ERP automation on sourcing capabilities is being thought through and is underway on the designing front. CDMO dynamic supplier blend between Nanjangud and Biosys units is becoming critical for key raw material sourcing. We intend to build a customised supplier base that is currently fragmented with various capabilities and limitations. Dependency on Indian sources has drastically increased de-risking operations and has been successful with no major failures or findings. Discovery phase supply timeline reduction by 65% has effectively supported our dependency on Indigenous procurement as against previous China imports. Supply Chain continues to support projects with agility, integrity and efficiency which is crucial in the current market for service-based collaborations and while we do so, we will continue to uphold compliance as an integral part of the business.



## Business Excellence

We are striving towards customer-centricity in our process by leveraging excellence in our processes and methodologies. Our goal is to achieve efficiencies and make our businesses more sustainable. Identification of waste across the value chain and eliminating it by improving product quality, service levels, productivity, planning and yields are integral to our approach.

To bring about a cultural change across the organisation with a 'safety and quality first' mindset, programs such as Values work-shop, Integrated Process Teams, and Lean Workflow Management are undertaken consistently. Further, cross-functional team collaboration has been actively encouraged for solving business problems using the Lean Six Sigma approach.

There is a high level of commitment towards leveraging new technologies and automation to deliver breakthrough results and achieve competitive advantage. Dynamic project management through Smartsheet, use of Power BI dashboards and initiation of MES deployment are setting the path for efficient and agile operations. In continuation of our digitalisation journey the use of Artificial Intelligence and Machine Learning backed logistic planning and schedule optimiser tools helped us to leverage faster, more efficient and reliable deliveries to our customers. Design space of key products optimised using Python-based advanced modelling techniques and improved product robustness.

## Digital & IT Transformation

In the ever-evolving landscape of technology, digital transformation has emerged as a driving force across industries. In the Pharmaceuticals and Healthcare sector, this transformation is rapidly advancing, propelled by the adoption of Industry 4.0 principles and cutting-edge technologies.

At Jubilant Pharmova, we are at the forefront of this digital revolution, leveraging technologies such as Artificial Intelligence/Machine Learning, Optimisation technologies, the Internet of Things (IoT), Robotics, and Mixed Reality. These technologies are not only enhancing our agility and simplifying processes but also improving efficiency, minimising manual efforts and errors, and ensuring compliance and quality. They are also equipping us to navigate future disruptions with ease.

Our transformational journey is centred on redefining the experiences of our customers and partners while optimising operations across the entire value chain. Over the past year, we have established a solid foundation for this journey, paving the way for a promising digital future.



In FY 2024, our organisation made significant strides in digital transformation, culminating in the identification of over 15 digital initiatives across Digital Manufacturing, S&OP Optimisation, Quality digitisation and process optimisation. Through workshops with businesses, we laid the groundwork for these initiatives, positioning us for substantial growth and efficiency gains, with full value realisation expected in the coming years.

To support these initiatives and ensure effective monitoring and management, we initiated the setup and development of a Data and Insights platform. This platform powers multiple visualisation and dashboards that are designed to track digital business KPIs across Pharmova businesses and functions, providing actionable insights and enabling data-driven decision-making at all levels of the organisation.

On the Information Security front, we made substantial progress in enhancing our cyber resilience and security posture. We established a Managed Security Services, including a Security Operations Centre and an independent partner to manage Security Services. This initiative has led to increased coverage and monitoring, now operating 24/7, and a heightened focus on compliance. Key security initiatives were executed across Cloud Security, Attack Simulation, and Identity threat detection, among others, ensuring that our digital & IT assets and operations remain secure and protected. Additionally, we established a Data Loss Prevention (DLP) Desk, which has



significantly increased our cyber resilience, resulting in an impressive 80% reduction in security incidents. Furthermore, we successfully managed multiple Customer Cyber Audits, demonstrating our commitment to maintaining high standards of security and compliance.

In terms of infrastructure enhancements, we achieved a remarkable 37% reduction in end-user tickets through automation, freeing up resources to focus on more strategic initiatives. We also completed the transformation of key business data to Cloud improving accessibility and data protection. Additionally, we implemented real-time asset tracking, providing us with greater visibility and control over our infrastructure assets.

In the past year, Jubilant Pharmova has made significant strides in its digital transformation journey, resulting in enhanced efficiency, agility, and security across the organisation. Through strategic investments in technology and processes, we have streamlined operations, improved customer experiences, and achieved notable reductions in security incidents. These achievements underscore our commitment to innovation and excellence, positioning us for continued success in the dynamic digital landscape.

Looking ahead, we are poised to build upon this strong foundation. As we stride into an era of boundless digital possibilities, Jubilant Pharmova is poised to undergo a

transformative evolution, marked by strategic investments in our human capital, operational processes, and cutting-edge technologies. In the forthcoming year, we are set to embark on a series of impactful initiatives that will redefine our organisation and propel us towards unprecedented growth and success.

## Human Resources

At the heart of our organisation is the commitment to foster an “Employee First” culture, driven by our values of caring, sharing, and growing.

In line with this, we consistently listen to our employees at various touchpoints throughout their journey with us. By identifying our strengths and addressing areas of concern, we remain agile and responsive to the evolving needs of our workforce. Partnering with Willis Tower Watson, we introduced the ‘Jubivoice Employee Experience Survey’, which garnered a sustainable engagement score of 86%—a testament to our commitment to fostering a workplace where every individual feels valued and supported.

With the continued focus on enhancing the employee experience, we have been comprehensively addressing the four



elements of well-being: physical, mental, social, and financial. We enable this through the employee assistance programs, delivered by experts and delivered by industry professionals, we strive to provide our employees with the tools and resources they need to thrive personally and professionally.

We recognise that our greatest asset in achieving continued business success is our talented workforce and to ensure they're equipped for the challenges ahead, we're dedicated to fostering a culture of continuous learning and leadership development. Through structured classroom training and a cutting-edge digital learning platform, we provide our employees with the skills, mindset, and competencies they need to thrive. Additionally, we're cultivating sustainable leadership – leaders who will not only guide our company now but also chart the course for a successful future. Our Leadership Development focus was marked by the graduation of our senior leaders from the Global Leadership Program, a nine-month journey curated in partnership with INSEAD. This was focused on equipping our senior leaders for success in the digital era.

In our pursuit of excellence, we meticulously craft a high-performance culture within our organisation, starting with our robust performance management process. Through initiatives such as our esteemed "Applause" program and the prestigious Chairmen's Annual Awards, we not only celebrate exceptional accomplishments but also ingrain a culture of appreciation and recognition deep into our DNA. Our culture of high performance is further strengthened by giving continuous performance feedback, Pay for performance and role-based promotions. This unleashes the full potential of our employees and drives us towards collective success.

## Corporate Social Responsibility (CSR)

Corporate Social responsibility (CSR) is an essential pillar of Jubilant in its endeavours towards sustainable & responsible growth. Jubilant Bhatia Foundation ('JBF'), formed in the year 2007, a not-for-profit arm of the Jubilant Bhatia Group works towards conceptualisation and implementation of CSR activities of Jubilant. Throughout the year, through CSR, following the 4P (Public-Private-People-Partnership) model, the company actively drives community engagement in the domain of Healthcare, Education & Livelihood.

In FY 2024, with a vision to bring progressive social change through a strategic multi-stakeholder partnership involving knowledge generation & sharing, experiential learning and entrepreneurial ecosystem, the Company continued working towards empowering and adding value in the lives of the communities around the area of operations of the Company through several communities empowering projects as below:

**Healthcare:** Providing affordable, basic and preventive healthcare

- Jubilant Aarogya: The services are delivered through mobile and static clinics enabled with JUBICARE, which is a tele-clinic platform. Besides, the foundation also reaches the community through a focused awareness program on nutrition for the community through village-level workers

**Education:** Strengthening the Rural Education system through various education-centric programs in government schools



- Khushiyon ki Pathshala program to inculcate 21st-century value-based skills in rural government primary school students
- Digitisation program in partnership with HP across the locations through E-Muskaan
- Science Labs - Setting up of Micro Science Labs in schools

- Student Career Counselling - Career counselling to support students of government schools to make informed career choices

Livelihood: Working towards providing sustainable livelihood

- Nayee Disha - Livelihood-centric programs are carried out to enhance the employability of the community
- Vocational Training & Virtual Skilling Programs are carried out to enhance employability skills amongst youths & women in the community around manufacturing units
- JubiFarm initiative aims to empower farmers by facilitating access to modern and sustainable farming methods

Rural Development: Strengthening the services in the rural areas for the communities

- Jansuvidha Kendra for the communities for awareness and easy access to the government's social welfare schemes
- Jansanchetna Program for emergency preparedness at the village level through Emergency Response teams





# Internal Control Systems and Risk Management

Risk-taking is an inherent trait of any enterprise. It is essential for the growth or creation of value in a company. At the same time, it is important that the risks are properly managed and controlled, so that a company can achieve its objectives effectively and efficiently.

## Internal Financial Control Framework

Section 134(5)(e) of the Companies Act, 2013 requires a company to lay down the Internal Financial Controls (IFC) system and to ensure that it is adequate and operating effectively. Internal Financial Controls means the policy and procedures adopted for ensuring the orderly and efficient conduct of business. The above requirement has the following elements:

- Orderly and efficient conduct of the business
- Safeguarding of assets
- Adherence to Company's policies
- Prevention and detection of frauds and errors
- Accuracy and completeness of the accounting records and timely preparation of reliable financial information



At Jubilant Pharmova Limited, an Internal Financial Controls (IFC) system has been established and incorporates all the above elements. In addition, our Company has a transparent framework for periodic evaluation of the Internal Financial Controls through annual testing of operative effectiveness of internal controls, perpetual internal audit exercises and quarterly online controls self-assessment through Controls Manager software, thereby reinforcing the commitment to adopt the best corporate governance practices.

The policy and procedure adopted by the Company to adhere to IFC elements are given below:

## Orderly and Efficient Conduct of Business

The Company has an established organisational structure, which defines the roles and responsibility relationship. The Company has a formal financial planning and budgeting system encompassing short-term as well as long-term planning. In order to ensure that decisions are made and actions are taken at an appropriate level, the Board of Directors of the Company have formulated the Delegation of Authority, which has been designed to ensure that there is a judicious balance of authority and responsibility. Adherence to the Delegation of Authority is a part of the internal audit plan. The Company also has a risk management framework which has been discussed under the heading 'Our Vision on Risk Management'.

We have implemented a web-based automated compliance management and reporting system. The objective of the system is to ensure that compliances are regularly monitored and controlled with a view to supporting the Company's business objectives and corporate policy requirements. The system includes a comprehensive checklist for ensuring compliance with the laws and regulations applicable to all plants and offices of the Company. To ensure timely and effective compliance, the compliance status is monitored on a real-time basis by the respective functions. Pursuant to the 'Listing Regulations', the Company Secretary and Compliance Officer present a compliance certificate to the Board of Directors on a quarterly basis.

## Safeguarding Assets, Adherence to the Company's Policies

The Company has taken an Industrial All Risk (IAR) policy for its plants as well as a fire policy for the Corporate Office to safeguard its assets. It also carries out physical verification of its assets.

The Company has two-tier policies and procedures: Entity Level Controls and Process Level Controls. The entity-level controls include a comprehensive Code of Conduct. The Company also has a Whistle Blower policy and any employee of the Company

can directly write to the Ombudsperson. We also have process-level controls, which cover a wide range of key operating, financial and compliance-related areas like Accounting, Order to Cash, Procurement to Payment, Inventory and Production, Treasury, Legal, Forex, Fixed Assets, Direct & Indirect Tax, and Information Technology General Controls (ITGC).

Self-assessment certification of controls is being done by the control owners through a verifiable and transparent process and such certification is reinforced by activity and location owners, as they give in-principle approval to the self-assessment by the control owners. The result of the Controls Manager certification is prepared and presented to the audit committee every quarter by the Chief Financial Officer (CFO) for exception review.

Controls certification is also being validated by the in-house team through a review of the assertions certified by the Control Owners on a sample basis regularly across business units, plants, branches and corporate office. The policies are periodically reviewed and refreshed in line with the changes in business and regulatory requirements.

The audit committee, on a quarterly and annual basis, reviews the adequacy and effectiveness of the internal controls being exercised by various business and support functions.

## Prevention and Detection of Frauds and Errors

Due to the presence of a strong Code of Conduct and Whistle Blower policy, it is generally expected that serious fraud will not take place. In order to prevent and detect frauds and errors, Deloitte Touche Tohmatsu India LLP ('Deloitte') internal auditors carry out internal audit activity. Action points and suggestions made by them are discussed in sub-audit committee meetings before presenting the same to the audit committee. Subsequently, follow-up audits are also carried out by an in-house internal audit team/internal auditors to ensure the implementation of the suggestions. In addition, special audits are carried out by an in-house internal audit team/internal auditors in areas that may be vulnerable to fraud.

## Accuracy and Completeness of the Accounting Records and Timely Preparation of Reliable Financial Information

Financial consolidation is carried out through an Enterprise Resource Planning system called Hyperion, thereby minimising the chances of manual errors. The financial information is verified by the statutory auditors on a periodic basis as per the requirements of the Companies Act, 2013, Securities and Exchange Board of India (SEBI) (Listing Obligations and Disclosure Requirements) Regulations, 2015 (the 'Listing

Regulations'), Institute of Chartered Accountants of India (ICAI) guidelines, etc. The Company provides structured training to the accounts and finance team on a wide range of topics covering Ind AS (Indian Accounting Standards), IFRS (International Financial Reporting Standards), Companies Act, 2013, Direct & Indirect taxes, etc. through in-house and outside experts.

## Implementation of Internal Financial Controls

To compete globally, world-class Corporate Governance and financial control over operations are necessary for the Company. The Internal Financial Controls as mandated by the Companies Act not only requires a certification from the Chief Executive Officer (CEO) and Chief Financial Officer (CFO) but also puts an obligation on the Board of Directors to ensure that the Internal Financial Controls are adequate and are operating effectively. Besides this, the statutory auditors are also required to give an opinion on the adequacy and effectiveness of Internal Controls over Financial Reporting (ICFR).

To make the Internal Financial Controls framework robust, we have worked on three lines of defence strategy, which are as under:

- **First Line of Defence:** Build internal controls into operating processes - to this end, we have ensured that a detailed Delegation of Authority is issued, Standard Operating Procedures (SOPs) for the processes are created, financial decision-making is done through Committees, IT controls are built into the processes, segregation of duties is done, strong budgetary control framework exists, the entity level controls including Code of Conduct, Ombudsperson office etc. are established
- **Second Line of Defence:** Create an efficient review mechanism - we created a review mechanism under which all the business units and functions are reviewed for performance at least once a month by the respective Chief Executive Officers (CEOs) and once in a quarter, by the corporate team. The formats for these reviews are detailed and finalised with the help of global consulting firms
- **Third Line of Defence:** Independent assurance - we have appointed a Big Four firm as our internal auditor to perform a systematic independent audit of every aspect of the business to provide independent assurance on the effectiveness of the internal controls and highlight the gaps for continuous improvement

A program has been developed under which more than 1,500 financial controls have been established and certified on a quarterly basis by the relevant process owners before the financial results are closed for the quarter. A quarterly certification process is maintained through a workflow-based

IT tool called 'Controls Manager' and this certification is the basis of the 'CEO-CFO certification' of internal controls as per Regulation 17(8) of the Securities and Exchange Board of India (Listing Obligations and Disclosure Requirements) Regulations, 2015 (the 'Listing Regulations').

The Company regularly updates the control library and Risk & Control Matrices.

To improve the controls in operations, we have established, for each line of business, the concept of financial decision-making through operational committees. The entire purchase, credit control and capital expenditure decisions are taken jointly in committees. The key roles of these business committees are as under:

- **Supply Chain Committee**, which ensures high-quality purchases at an economical cost and maintains the reliability of supplies from reputed suppliers with long-term relationships. This committee includes CEO, CFO, Head of Supply Chain and the relevant BU (Business Unit)/ Functional Head
- **Capex Committee**, which ensures cost reduction with proper negotiation and monitors time and cost overrun. This committee includes the CEO, CFO, Head of Project, Head of Supply Chain and the relevant BU Head/ Functional Head
- **Credit Committee**, which evaluates the credit risk and approves the maximum credit, which can be provided to a customer. This committee approves the credit limits at the beginning of the year and is empowered to make changes as and when required. This committee includes the CFO and the BU Head
- **Business Performance Committee**, which reviews the business performance on a monthly basis. This committee includes the CEO, CFO, Functional Heads and the relevant BU Head

In addition, to maintain periodic review and control, we have structured weekly meetings between the corporate team and the business leadership team. Through this meeting, the corporate team keeps itself abreast of the latest business developments and guides the business team to undertake mid-course corrections, if required. This meeting also provides a forum for obtaining the relevant approvals required from the corporate team as per Delegation of Authority. Participants at this meeting are Chairmen / MD from the corporate side and CEOs and CFOs from the business side.

Further, a detailed quarterly review of the business performance with the Chairmen / MD and the corporate committee is organised to identify any gaps in performance and to consider mid-course corrections.



## Risk Management Vision

To establish and maintain enterprise-wide risk management capabilities for active monitoring and mitigation of organisational risks on a continuous and sustainable basis.

### Risk Management Strategy

We have formed a strong risk management framework that enables regular and active monitoring of business activities for the identification, assessment and mitigation of potential internal or external risks. We have established processes and guidelines, along with a strong overview and monitoring system at the Board and senior management levels. Our senior management team sets the overall tone for risk minimisation culture through defined and communicated corporate values, clearly assigned risk mitigation responsibilities, and appropriately delegated authority. We have laid down procedures to inform Board members about the risk assessment and risk minimisation procedures. As an organisation, we promote strong ethical values and high levels of integrity in all our activities, which by itself significantly mitigates risk.

### Risk Management Structure

Our risk management structure comprises the Board of Directors, Risk Management Committee and Audit Committee at the apex level, supported by CEOs, CFOs, Functional Heads, Business Heads and Head of Management Assurance function. As risk owners, the heads are entrusted with the responsibility

of identification and monitoring of risks. These are then discussed and deliberated at various review forums chaired by the CEOs and actions are drawn upon. Progress against the risk management plan is periodically monitored. The Risk Management Committee, Audit Committee, CEOs, CFOs and Head of Management Assurance act as a governing body to monitor the effectiveness of the Risk Management and Internal Financial Controls framework.

### Risk Mitigation Methodology

We have in place a comprehensive internal audit plan and a robust Enterprise Risk Management (ERM) exercise which helps to identify risks at an early stage and take appropriate steps to mitigate the same.

Each business head updates the risk register and identifies the top risks for the business. The Risk Head then consolidates top risks and reports them periodically to the Risk Management Committee along with a mitigation plan.

We have a quarterly certification process wherein, the concerned control/process owners certify the correctness of entity-level and process-level controls. The certification process has been in operation for over ten years and covers over 1,500 controls. The process-level controls cover a wide variety of key operating, financial and compliance-related areas while entity-level controls cover integrity and ethical values, adequacy of audit and control mechanisms and effectiveness of internal and external communication, thereby, strengthening the





internal financial control systems and processes with clear documentation on key control points. This has made our internal controls and processes stronger and serves as the basis for compliance with the provisions of the 'Listing Regulations'.

#### Management's Assessment of Risk

The Company identifies and evaluates several risk factors and draws out appropriate mitigation plans associated with the same. Some of the key risks affecting its businesses are laid out below:

#### 1. cGMP Compliance Risk

As a pharmaceutical manufacturer, our manufacturing facilities are required to comply with extensive US FDA and several foreign regulatory authority requirements, including ensuring that quality and manufacturing processes conform to current Good Manufacturing Practices (cGMP).

During the financial year ending on March 31, 2024, various regulatory authorities inspected our facilities. In January 2024, the US FDA conducted an audit of the Roorkee facility (which manufactures and distributes finished solid dosage pharmaceutical products) and issued four observations. In April 2024, FDA categorised the inspection as Voluntary Action Indicated (VAI). Based on this inspection and the US FDA VAI classification, this facility is in compliance with regard to current good manufacturing practices (cGMP). In addition, the site was inspected by both the EU and TGA agencies in 2023 and has received confirmation of the GMP certificate from the EU.

The US FDA performed an audit at the Nanjangud plant in December 2022, wherein the regulatory agency assigned the inspection classification of the API facility as "Voluntary Action Indicated (VAI)". Based on this inspection and the US FDA VAI classification, this facility is in compliance with regard to current

good manufacturing practices (cGMP). Further, the Nanjangud facility was inspected by TGA Australia in October 2023 and the inspection resulted in no critical observations.

The CMO Montreal facility was inspected by Health Canada in January 2024 resulting in a Compliant GMP rating, with no critical observations. The CMO Montreal facility was also inspected by the US FDA in February 2023. This resulted in four observations and the classification was determined to be Official Action Indicated (OAI). Over 90% of the Corrective and Preventive Actions have been completed since the close of the FDA inspection.

The US FDA inspected the Orlando Radiopharmacy in March 2024 and ended the inspection with six observations. Responses to US FDA had been sent timely. Further, a full review of requirements of State Board of Pharmacy requirements along with USP compendia and FDA requirements is in process which may drive additional process improvements.

#### Risk Mitigation Plan

- We are committed to business process improvement by means of automation and providing timely training to workers, establishing clear Standard Operating Procedures (SOPs) and process guidelines
- We continue to improve and harmonise our quality systems to ensure compliance with ever-evolving regulations
- We continue to deliver safe and effective products to our clients in a timely manner. In the true spirit of continuous improvement and to be in line with the latest industry standards and trends, we will continue to make significant investments in our people, strengthen our processes, bring state-of-the-art technologies and further develop our in-house expertise



## 2. Information Security Risk

Today, Information Technology has become the backbone of any business. A robust Information Security strategy that includes confidentiality, integrity and availability of data at all times is key to achieving our business objectives. The occurrence of any unforeseen threats to information & technology systems could have an adverse impact on data availability and the continuity of business operations. Our systems may be the target of malware and other cyber-attacks.

### Risk Mitigation Plan

- Our Information security framework is certified for ISO/IEC 27001 Standards, which ensures that all the information assets are adequately safeguarded
- Disaster Recovery (DR) site has been set up on the cloud and has been tested periodically
- There is an information security steering committee at the apex level, which gives directions and resources to manage the information security of the Company
- All the security events affecting critical IT systems & data are being logged and monitored round the clock by our Next Gen Security Operations Centre (NGSOC)
- Most of the Information assets are hosted in the ISO certified data centres or cloud, which are subject to appropriate physical and logical access controls
- Requisite redundancies have been built within the IT infrastructure to ensure availability of information at all times
- We also publish an information security newsletter to create end-user awareness about cyber security risks and mitigation strategies. White papers and other relevant articles are circulated to all users
- During the reporting period, the Company strengthened its cybersecurity controls and focused on enabling swift action on risks emerging across the businesses
- Jubilant has deployed specialised technical controls to protect from Ransomware attacks

## 3. Decline in Financial & Operational performance

The Company has long-term liabilities, which require the Company to comply with certain financial covenants. In the event of any significant decline in the Company's operational and financial performance, there may be a situation where the Company is not able to comply with those financial covenants.

### Risk Mitigation Plan

Multiple steps are being taken to improve the revenue, margin and earnings of the businesses by:

- Entry into new geographies for the existing products
- Improving operating efficiencies and through cost optimisations

The Company is taking several steps to improve its financial

performance, which shall ensure substantial improvement in operational & financial performance.

## 4. Dependence on Certain Key Products and Customer Risk

The Company depends on certain key products and key long-term contracts with customers for a significant portion of its total revenue and any events that adversely affect the markets for key products or key contracts may adversely affect its financial condition, results of operations and profitability.

### Risk Mitigation Plan

- Our R&D team has taken a proactive approach to introduce new products, by deploying various technological platforms and capabilities. New products continue to get developed by experienced and talented R&D teams in line with market demand
- We continue to sharpen Customer Relationship Management (CRM) and secure long-term contracts with our customers. Our business team focuses on identifying new profitable markets or increasing the share of business in existing markets

## 5. Dependence on Single Manufacturing Facility Risk

Some of our products are produced by a single manufacturing facility. For instance, Allergy products are solely produced by the manufacturing facility of Jubilant HollisterStier LLC in Spokane. Radiopharmaceutical products are solely produced by the manufacturing facility of Jubilant DraxImage Inc. in Montreal, Canada. Similarly, the manufacturing facility in Nanjangud, India is the sole manufacturing facility for APIs.

### Risk Mitigation Plan

- Though our businesses are fairly diversified, however, we are exploring options for diversifying the manufacturing presence for our products, which are currently produced by a single manufacturing facility
- Furthermore, the Company is working on developing an alternative manufacturing site for its radiopharmaceuticals products through technology transfer

## 6. Supply Chain Disruption Due to Few Suppliers Risk

In our Radiopharma, Generics and API businesses, for some of our key raw materials, we have only a single or a few external sources of supply and alternative sources of supply may not be readily available.

### Risk Mitigation Plan

- We have an effective strategy to mitigate these risks by developing alternative suppliers on a continuous basis that minimises any order cancellations. The Company is able to de-risk and significantly reduce the percentage of single-source value during the last financial year



- We have established long-term supply arrangements with suppliers to ensure uninterrupted material availability

## 7. Human Resources - Acquire and Retain Talent Risk

Given the nature and complexity of the regulatory regime of the pharmaceutical industry, it is imperative that we recruit and retain high-quality personnel. Lack of credible, talented successors or effective knowledge transition mechanisms may adversely affect operations.

### Risk Mitigation Plan

- As a part of our strategic talent and succession management process, the leadership invests valuable time in identifying high-potential candidates and planning their development for succession to critical positions
- We conduct the leadership development program and the 360-degree feedback mechanism for these employees based on the leadership competency framework
- Management employees at critical positions enrol in customised general management programs at premier institutes to prepare for larger roles and build cross-functional capability in the organisation
- The Global Leadership Program at INSEAD has been launched for Senior Management team members
- We have launched a Learning Management System (LMS), which comprises an extensive collection of training and learning resources and can be accessed by all employees through the online portal
- Cultural change initiative continues with a focus on employee retention program and transparent communication with employees

- We conduct regular communication forums in the form of town halls, skip-level meetings and new joiner assimilation programs to understand employee concerns and a structured mitigation process is developed for effective redressal
- We ensure that there is full adherence to the Code of Conduct and fair business practices are followed

## 8. Compliance and Regulatory Risk

Our business operates within a highly regulated environment and regulatory affairs play a vital role in the development of all businesses. Due to constantly increasing regulatory obligations as well as the globalisation of the market, the demands and responsibilities of businesses in terms of regulatory readiness are becoming stringent. We deal with various international regulatory agencies like US FDA, EU agencies, Australian agency, and Canadian agency, the World Health Organisation (WHO), the Central Drugs Standard Control Organisation (CDSCO), India and various other international regulatory agencies in different parts of the world pertaining to drug substances and drug products.

### Risk Mitigation Plan

- We have put in place a compliance management system to ensure compliance with all applicable laws and regulations
- We have a dedicated team of experts whose knowledge ensures that global regulatory compliances are met and we can build competitive advantage
- We also undertake training and orientation programs to keep the relevant process owners updated on new regulations and changes in the existing laws

## 9. Competition, Cost Competitiveness and Pricing Risk

Being a global manufacturer the Company is exposed to pricing risk both as a buyer and seller. Concentration of raw material procurement to a few suppliers may lead to unfavourable and unethical price setting by suppliers, thereby eroding financial margins and affecting competitiveness.

The competition faced by our different business segments is described in detail below:

### Radiopharma and Allergy Immunotherapy

Many of our competitors have substantially greater experience in the development and marketing of branded, innovative and consumer-oriented products. There is also a risk of the introduction of generic versions when our proprietary products lose their patent protection. There could be new entrants into a Generics market, where we are already a participant. In addition, distributors of our products could attempt to shift end-users to competing diagnostic modalities and products. Our current or future radiopharmaceutical products could be rendered obsolete or uneconomical because of these activities.



### Risk Mitigation Plan

- We aim to differentiate through new product development, targeted formulation, improvement in our service quality as well as superior technical expertise

### CDMO Sterile Injectables

Contract Manufacturing is an operations-oriented business requiring cost and quality leadership and robust business development. There is a risk that a new entrant or an existing competitor accepts to operate at a lower margin or resort to penetration pricing in order to gain market share and develop key relationships with customers. Our competitors may succeed in developing technologies, processes and products that are more cost-effective than we may develop or manufacture.

### Risk Mitigation Plan

- To mitigate this risk, the Company has initiated various programs for improving efficiency and cost reduction by coordinated efforts of various functions. Several initiatives are currently under implementation towards cost improvement for existing projects

### Generics

Pricing pressure could arise from competitive products being introduced into a particular product market, price reductions by competitors, the ability of competitors to capitalise on their economies of scale to create excess product supply, the ability of competitors to produce or otherwise secure APIs at lower costs than what we are required to pay to our suppliers.

### Risk Mitigation Plan

- Increasing penetration in other geographical regions
- Introducing cost improvement initiatives and manufacturing efficiency improvement plans at plants by undertaking projects under Business Excellence programs. Significant steps have been taken to improve raw material and utilities consumption and increase manufacturing efficiency
- Building long-term relationships with key customers by offering improved quality and service experience
- Building economies of scale in manufacturing, distribution channels and procurement to maintain cost advantage and sustained entry barrier
- Developing external manufacturing facilities to make the products expeditiously and at lower cost

### Contract Research, Development & Manufacturing Organisation (CRDMO)

#### Drug Discovery Services

In the Drug Discovery Services area, the Clinical Research Organisation (CRO) market has experienced significant growth, reaching a peak in 2022, largely due to the COVID-19

pandemic, which led to increased investment in new therapies. However, demand for CRO services has recently slowed down due to reduced funding in the Biotech market. This may result in higher contract terminations or non-renewals of existing contracts. The inability to fully cover the available capacity may occur. Also, the pharmaceutical industry is facing significant challenges such as escalating cost of R&D, patent expirations, pricing pressure, increased regulatory and safety hurdles as well as lower productivity. A further risk in this business is the intrinsic discovery and development risk when programs fail to meet efficacy, which leads to suspension of the efforts, and short-term decline in revenue until other compensatory programs are developed.

### Risk Mitigation Plan

- To mitigate this risk, we are strengthening the sales team, penetrating the large pharma or large deal market, increasing scientific and technological differentiation by creating five centres of excellence, investing in high-end technology
- Additionally, we are constantly reviewing our internal processes and organisational structure to ensure higher efficiency, increased scientific output and cost-effectiveness

### CDMO-API

There is an intense competition in the market for APIs. We need to identify and partner with a generic drug manufacturer that will use our APIs in their formulation or wait for our solid dosage formulations to receive the requisite approvals. The regulatory approval process for new suppliers of APIs to generic manufacturers imposes significant timing constraints in bringing products to market.

### Risk Mitigation Plan

- For some of our generic formulations, we have captive manufacturing of APIs to ensure timely material availability and effective cost control to focus on improving profit margins
- Alternate sourcing of Key Starting Material (KSM) is being initiated. This will not only de-risk China's dependency but will also help in cost reduction of the finished products

### Proprietary Novel Drugs

In the Proprietary Novel Drugs segment, we face significant competition in an environment of rapid technological and scientific change, and our failure to effectively compete may prevent us from achieving significant market penetration.

### Risk Mitigation Plan

- Our precision medicine target and biomarker discovery platform and our scientific and technical know-how give us a competitive advantage in this space, though competition from many sources remains

## 10. Capacity Planning and Optimisation Risk

Our production capacity may not be aligned with market demand. Insufficient capacity threatens our ability to meet demand and be competitive and excess capacity threatens the organisation's ability to generate competitive profit margins.

### Risk Mitigation Plan

- The Company continues to invest in the optimisation of our manufacturing capacity utilisation. Such optimisation is driven by continuous de-bottlenecking of our manufacturing plants and by value engineering through the application of Six Sigma, Lean Sigma and other value-added tools for productivity enhancement
- To cater for the increasing demand, capacity expansion is being done at our Spokane and Montreal facilities to double sterile fill and finish capacity from current levels
- The business teams regularly track the trends for each product to ensure that there is sufficient capacity to meet demand
- We periodically undertake other initiatives to improve efficiency in terms of throughput, and cost reduction and to build additional capacities without committing significant capital outlay thereby generating a better return on investment
- We have developed a dedicated external manufacturing team, which can help to outsource some capacities and capabilities in order to ensure quicker response to unforeseen market demand

## 11. Ageing Machinery and Plant Risk

As a plant's processes and associated equipment have a definite service life, the changes in operating regimes increase loads on equipment and the integrity and reliability of equipments can be adversely affected. Regular capex for the upgradation of aged manufacturing lines/equipment is required along with adherence to preventive maintenance programs.

### Risk Mitigation Plan

- The Company continue to assess old equipment with regard to upgradation or replacement and undertakes appropriate Capital expenditure
- Reliability Program identifies equipment approaching the end of life. Equipments are managed through all stages of the life cycle which includes detection, evaluation and necessary corrective actions to keep production, utility and support systems resilient for the intended service

## 12. Research and Development (R&D) Effectiveness Risk

As a pharmaceutical manufacturer, our business growth is dependent on the successful execution of our R&D strategy. Our R&D is focused on developing commercially viable and sustainable new products, effectively improving and enhancing

our existing products, along with process improvements that can improve time, quality and cost efficiency.

### Risk Mitigation Plan

- The Generics business had recalibrated its R&D strategy, to continually deliver innovative, high-quality products for various markets. The new strategy leverages a variety of product opportunities through in-licensing and/or external product development in collaboration with specialised CROs. This is expected to accelerate product introduction as well as deliver the products to harness opportunities in a timely and cost-effective manner
- We have an effective strategy to mitigate potential risks and ensure R&D effectiveness with earmarked budgets and investments in R&D commensurate with the business plans. We routinely evaluate and prioritise our R&D programs based on market dynamics and commercial viability
- We are continuously engaged in the development of new products for the pipeline of products that can be introduced in future
- The focus is on the development of processes within the deadlines at optimum cost with effective and efficient scalability

## 13. Environmental, Health and Safety

The Company's operations are spread across different geographical regions and are subject to a wide range of EHS laws and regulations. Further, the absence of a response plan or delays in response may adversely affect the business in an event of anticipated and unanticipated disruption due to internal and external factors related to Environment, Health and Safety.

### Risk Mitigation Plan

- The company has developed and deployed an EHS management system, which provides the structure for implementing proactive risk management solutions to ensure the safety of our people, ensure compliance with internal and external requirements, drive continuous improvement and support the overall strategy to operate in a safe and sustainable environment
- We have regularly made investments for the upgradation of process safety and enhanced process controls at our facilities
- Hazard Identification and Risk Study are conducted as and when required and corrective actions are monitored for implementation
- We continue to engage external subject matter experts to assess our operations and we jointly work with the help of their expertise to enhance our risk reduction efforts

## 14. Uncertainty due to COVID-19

The impact and uncertainty due to the COVID-19 pandemic have relatively eased off during the year. However, in the event



of any new wave of infection, we might have an impact on our employees and business.

#### **Risk Mitigation Plan**

- At Jubilant, as we continue in our endeavours to fight COVID-19, our priority remains the well-being of our employees and business continuity for our clients
- We have continued to maintain required COVID-19 protocols over the last three years, at all our locations including our research and manufacturing facilities
- Amid these transitions and pandemic-related uncertainties, the well-being of our employees has become a critical focal point. We continue to have several well-being initiatives for our employees, including sessions with experts on mental health, self-care along with sessions on creating a healthy work-life balance

### **15. Protecting Intellectual Property Rights (IPR) Risk**

There has been substantial patent-related litigation in the pharmaceutical and medical device industries concerning the manufacture, use and sales of various products. We take all reasonable steps to ensure that our products do not infringe valid third-party IPRs. Any material litigation or other communication alleging such infringements could delay the sale of or prevent us from selling our products.

#### **Risk Mitigation Plan**

- We protect our products with patents in major markets. Depending on the jurisdiction, patent protection may be available for individual active ingredients; specific compounds, formulations and combinations containing active ingredients; manufacturing processes; intermediates

useful in the manufacture of products; and new uses for existing products

- The Company has filed intellectual property applications in various countries for innovations. The Company has trademarks primarily in India, US, Canada, Europe, Nigeria, South Africa, Mexico, Columbia, China and Australia
- Besides patents, the Company relies on trade secrets, know-how and other proprietary information and hence, our employees, vendors and suppliers sign confidentiality agreements
- We have a dedicated team of scientists whose primary task is to ensure that the products are manufactured using only non-infringing processes and that compliance requirements are met by reviewing and monitoring IPR issues continuously

### **16. Failure to Supply to Customers Risk**

In the Pharmaceuticals segment, if we are unable to supply our products to customers as per the agreed timelines or specifications or other conditions, we may face penalties from our customers as per the terms of the agreement.

#### **Risk Mitigation Plan**

- We ensure that such risks are monitored and mitigated on a continuous basis to avoid customer dissatisfaction, order cancellations and decreased revenues

### **17. Changes in Tax Legislation Risk**

The Company's activities are subject to tax at various rates around the world computed in accordance with local legislation and practice. Actions by governments to increase tax rates or to impose additional taxes may reduce our profitability. Revisions to tax legislation or to its interpretation (whether with prospective or retrospective effect) may also affect our results and significant judgment is required in determining our provision for income taxes. Likewise, we are subject to audits by tax authorities in many jurisdictions. In such audits, our interpretation of tax legislation might be challenged and tax authorities in various jurisdictions may disagree with and subsequently challenge, the amount of profits taxed in such jurisdictions.

#### **Risk Mitigation Plan**

- We have a dedicated team of tax professionals whose primary task is to ensure that the tax liabilities are correctly computed and any revision in the tax legislation is monitored continuously

### **18. Foreign Currency Exposure Risk**

There has been significant movement in exchange rates over many years. An increasing amount of our sales, particularly in the US, Canada and European countries, is recorded in local currencies, which exposes us to the direct risk of exchange rate fluctuations.

- The Company did not use any derivative financial instruments or other hedging techniques to cover its potential exposure since net foreign exchange exposure is not significant

### 19. Climate Change Risk

Our operations are spread across multiple geographical regions, making them vulnerable to both physical and transitional risks associated with climate change. According to the Intergovernmental Panel on Climate Change (IPCC) and other global think tanks/tools such as the World Resources Institute (WRI), ThinkHazard and others, there is an increase in global temperature compared to pre-industrial levels. The associated events such as changes in precipitation patterns, variability in weather patterns, and rising sea levels might have an impact on our operations and business.

#### Risk Mitigation Plan


- We are focusing on de-carbonising operations, reducing Greenhouse Gas (GHG) emissions and utilising renewable energy like solar, wind etc. We are also focusing and allocating funds on energy efficiency, resource efficiency, green chemistry, low carbon technologies and the use of biomass as a fuel for addressing climate change and assessing physical climate risk for climate-proofing assets

### 20. Environmental, Social and Governance (ESG) Ratings Risk

With growing awareness and demand for climate action amongst consumers, ESG Performance is now more important than ever for businesses to thrive in present and future-proofing. Investors/customers look for ESG ratings before taking any decision related to investment, product/service agreement, acquisition, merger, issuing license to operate etc. The risk of failure to meet benchmarked ESG performance might not only challenge regulatory frameworks but also alter relations with shareholders, investments, demand for products & services and reputation.

#### Risk Mitigation Plan

- We are improving the capabilities and competencies of our personnel on ESG by imparting various trainings on different ESG standards, frameworks and policies
- The requirements of various ESG ratings were shared with concerned departments to allocate resources and strategise the proper implementation of the requirements of the rating organisation
- We are becoming signatories to different relevant standards and reporting frameworks and are keeping ourselves updated with the changing regulations and needs of our stakeholders





# Corporate Information

**Chairman**

Mr. Shyam S. Bhartia

**Co-Chairman**

Mr. Hari S. Bhartia

**Managing Director**

Mr. Priyavrat Bhartia

**Joint Managing Director**

Mr. Arjun Shanker Bhartia

**Executive Directors**

Mr. Arvind Chokhany  
*Group Chief Financial Officer &  
Whole-time Director*

Dr. Ramakrishnan Arul  
*Whole-time Director  
(w.e.f. June 1, 2024)*

**Independent Directors**

Mr. Sushil Kumar Roongta  
Mr. Vivek Mehra  
Mr. Arun Seth  
Mr. Shirish G. Belapure  
Dr. Harsh Mahajan\*  
Ms. Shivpriya Nanda\*  
*\*w.e.f. April 1, 2024*

**Company Secretary**

Naresh Kapoor

**Bankers**

Axis Bank Limited  
ICICI Bank Limited  
RBL Bank Limited  
Yes Bank Limited

**Registered Office**

Bhartiagram, Gajraula Distt. Amroha – 244 223  
Uttar Pradesh, India  
Tel.: +91 5924 267437  
CIN: L24116UP1978PLC004624

**Corporate Office**

1A, Sector 16A, Noida – 201 301  
Uttar Pradesh, India  
Tel.: +91 120 4361000

**Statutory Auditors**

Walker Chandiook & Co. LLP  
Plot No. 19A, 2nd Floor,  
Sector 16A, Noida - 201 301  
Uttar Pradesh, India  
T +91 120 485 5999  
F +91 120 485 5902

**Internal Auditors**

Deloitte Touche Tohmatsu India LLP  
One International Center  
Tower 3, 27th - 32nd Floor,  
Senapati Bapat Marg,  
Elphinstone Road (West), Mumbai - 400013  
Maharashtra, India

**Registrars & Transfer Agents**

Alankit Assignments Limited  
205-208 Anar Kali Complex, Jhandewalan Extension  
New Delhi – 110 055  
Tel.: +91 11 42541234



# Directors' Report

To the Members,

The Directors are pleased to present their Forty Six (46<sup>th</sup>) Report of Jubilant Pharmova Limited (the 'Company' or 'Jubilant Pharmova') together with the Audited Standalone and Consolidated Financial Statements for the year ended March 31, 2024.

## 1. OVERVIEW

Jubilant Pharmova Limited is a company with global presence that is involved in Radiopharma, Allergy Immunotherapy, CDMO Sterile Injectables, Contract Research Development and Manufacturing Organisation (CRDMO), Generics and Proprietary Novel Drugs businesses. In the Radiopharma business, the Company is involved in manufacturing and supply of Radiopharmaceuticals with a network of 46 radiopharmacies in the US. The Company's Allergy Immunotherapy business is involved in the manufacturing and supply of allergic extracts and venom products in the US and in some other markets such as Canada, Europe and Australia. Jubilant through its CDMO Sterile Injectables

business offers manufacturing services including sterile fill and finish injectables (both liquid and lyophilization), full-service ophthalmic offer (liquids, ointments & creams) and ampoules. The CRDMO business of the Company includes the Drug Discovery Services business that provides contract research and development services through two world class research centers in Bengaluru and Noida in India and the CDMO-API business that is involved in the manufacturing of Active Pharmaceutical Ingredients. Jubilant Therapeutics is involved in Proprietary Novel Drugs business and is an innovative biopharmaceutical company developing breakthrough therapies in the area of oncology and auto-immune disorders. The Company operates multiple manufacturing facilities that cater to all the regulated market including USA, Europe and other geographies. Jubilant Pharmova Limited has a team of around 5,500 multicultural people across the globe. The Company is well recognised as a 'Partner of Choice' by leading pharmaceuticals companies globally. For more information, please visit: [www.jubilantpharmova.com](http://www.jubilantpharmova.com).

## 2. RESULTS OF OPERATIONS AND STATE OF COMPANY'S AFFAIRS & FINANCIALS

(₹/millions)

PARTICULARS	Standalone		Consolidated	
	Year ended March 31, 2024	Year ended March 31, 2023	Year ended March 31, 2024	Year ended March 31, 2023
Total Revenue from Operations	7,847	8,101	67,029	62,817
Total Operating Expenditure	7,682	8,070	58,021	55,055
EBITDA (before Other Income)	165	31	9,008	7,762
Other Income	1,034	1,379	687	383
EBITDA	1,199	1,410	9,695	8,145
Depreciation, Amortisation and Impairment Expense	483	432	3,819	5,540
Finance Costs	299	185	2,723	1,882
Exceptional Items	-	-	1,689	568
Share of profits of associates	-	-	241	123
Profit before Tax	417	793	1,705	278
Tax Expenses	101	294	978	927
Reported Net Profit /(Loss) After Tax	316	499	727	(649)
Attributable to:				
Owners of the Company	316	499	771	(610)
Non-Controlling Interests	-	-	(44)	(39)
Other Comprehensive Income	(5)	13	544	2,205
Total Comprehensive Income for the year	311	512	1,271	1,556
Retained Earnings brought forward from previous year	11,236	11,540	45,368	46,850



(₹/millions)

PARTICULARS	Standalone		Consolidated	
	Year ended March 31, 2024	Year ended March 31, 2023	Year ended March 31, 2024	Year ended March 31, 2023
Profit for the year (attributable to owners of the Company)	316	499	771	(610)
Adjustment on account of common control business combination	-	-	-	-
Re-measurement of defined benefit obligations	(2)	(8)	(6)	(18)
Dividend on Equity Shares	(796)	(796)	(796)	(796)
Adjustment on account of consolidation of ESOP Trust	-	-	5	1
Transfer of cumulative gain of equity investments classified at Fair Value through Other Comprehensive Income	-	-	43	(76)
Stock awards vested	-	-	10	15
Stock awards cancelled/forfeited	-	-	-	1
Exercise of stock options	1	1	1	1
Lapsed option after vesting period	1	-	1	-
Retained Earnings to be carried forward	10,756	11,236	45,397	45,368

**(I) Standalone Financials****Revenue from Operations**

In the Financial Year 2023-24, on a standalone basis, the Company recorded total revenue from operations of ₹7,847 million as compared to ₹8,101 million in the Financial Year 2022-23.

**EBITDA**

For the year ended March 31, 2024, Earnings before Interest, Taxes, Depreciation and Amortisation ('EBITDA') stood at ₹1,199 million as compared to ₹1,410 million in the Financial Year 2022-23.

**Reported Profit after Tax and EPS**

Reported Profit after Tax was ₹316 million in the Financial Year 2023-24. Basic Earnings per Share ('EPS') stood at ₹1.99 per equity share of ₹1 each.

**(II) Consolidated Financials**

The Consolidated Financial Statements, prepared in accordance with the provisions of the Companies Act, 2013, (the 'Act'), the SEBI (Listing Obligations and Disclosure Requirements) Regulations, 2015 (the 'Listing Regulations')

and Indian Accounting Standards (Ind-AS) as per the Companies (Indian Accounting Standards) Rules, 2015 notified under Section 133 of the Act, forms part of the Annual Report.

**Performance Review**

During the Financial Year 2023-24, Revenue from operations for the year was ₹67,029 million as compared to ₹62,817 million in the Financial Year 2022-23. Revenue from the Radiopharma segment was ₹30,013 million as compared to ₹25,524 million in the Financial Year 2022-23. Revenue from the Allergy Immunotherapy segment was ₹6,786 million as compared to ₹6,027 million in the Financial Year 2022-23. Revenue from the Contract Development and Manufacturing Organisation - Sterile Injectables segment was ₹11,171 million as compared to ₹11,547 million in the Financial Year 2022-23. Revenue from the Generics segment was ₹7,746 million as compared to ₹7,615 million in the Financial Year 2022-23. Revenue from the Contract Research, Development and Manufacturing Organisation was ₹10,930 million as compared to ₹11,848 million in the Financial Year 2022-23. Revenue from Proprietary Novel Drugs was Nil for the year as compared to ₹38 million in the Financial Year 2022-23. Revenue from Management Services stood at ₹383 million as compared to ₹218 million in the Financial Year 2022-23.

During the Financial Year 2023-24, EBITDA (including share of profit of associates) was ₹9,936 million for the year as compared to ₹8,268 million in the Financial Year 2022-23. EBITDA of the Radiopharma segment was ₹5,840 million for the year as compared to ₹3,907 million in the Financial Year 2022-23 with margins of 19.5% as against 15.3% in the Financial Year 2022-23. EBITDA of the Allergy Immunotherapy segment was ₹2,734 million for the year as compared to ₹2,055 million in the Financial Year 2022-23 with margins of 40.3% as against 34.1% in the Financial Year 2022-23. EBITDA of the Contract Development and Manufacturing Organisation - Sterile Injectables segment was ₹1,923 million for the year as compared to ₹3,451 million in the Financial Year 2022-23 with margins of 17.2% as against 29.9% in the Financial Year 2022-23. EBITDA loss of the Generics segment was ₹1,408 million for the year as compared to ₹2,304 million in the Financial Year 2022-23 with negative margins of 18.2% as against 30.3% in the Financial Year 2022-23. Contract Research, Development and Manufacturing Organisation segment reported EBITDA of ₹1,692 million as compared to ₹1,993 million in the Financial Year 2022-23 with margins of 15.5% as against 16.8% in the Financial Year 2022-23. EBITDA loss of the Proprietary Novel Drugs segment was ₹299 million as compared to ₹349 million in the Financial Year 2022-23.

Profit after Tax was ₹727 million as compared to Loss after Tax ₹649 million in the Financial Year 2022-23. Basic earnings per share (EPS) was ₹4.87 per equity share of ₹1 each.

### 3. DIVIDEND

The Board is pleased to recommend a dividend of 500% i.e. ₹5 per fully paid up equity share of ₹1 each amounting to ₹796.41 million for the year ended March 31, 2024. The payment of dividend is subject to approval of the shareholders at the ensuing Annual General Meeting ('AGM') of the Company and shall be subject to deduction of income tax at source, if any. Upon approval, dividend will be paid to those members whose name will appear in the Register of Members as on Friday, August 2, 2024.

Dividend Distribution Policy of the Company as per the Listing Regulations is available at the following link: <https://www.jubilantpharmova.com/investors/corporate-governance/policies-and-codes/dividend-distribution-policy>.

### 4. TRANSFER TO GENERAL RESERVE

During the year under review, no amount has been transferred to General Reserve of the Company.

### 5. CAPITAL STRUCTURE

#### (a) Share Capital

During the year, there has been no change in the authorised, subscribed and paid-up share capital of the Company. As on March 31, 2024, the paid-up share capital stood at ₹159,281,139 comprising 159,281,139 equity shares of ₹1 each.

#### (b) Employees Stock Option Plan and General Employee Benefits Scheme

The Company has an employee stock option plan namely Jubilant Pharmova Employees Stock Option Plan 2018 ('Plan 2018'). There was no material change in the Plan 2018 during the year and the Plan is in compliance with the SEBI (Share Based Employee Benefits and Sweat Equity) Regulations, 2021 (the 'SEBI ESOP Regulations').

During the year, 78,997 Stock Options were granted. Each Option entitles the holder to acquire one equity share of ₹1 each of the Company at the exercise price fixed at the time of grant.

The Company has a general employee benefits scheme namely Jubilant General Employee Benefits Scheme-2019 ('JGEBS-2019'). The Scheme is in compliance with the SEBI ESOP Regulations and there was no material change in the Scheme during the year.

The details of the Plan 2018 and JGEBS-2019 pursuant to the SEBI ESOP Regulations have been placed on the website of the Company and the same can be accessed at the following web-link [https://www.jubilantpharmova.com/Uploads/image/893imguf\\_esop\\_disclosure2024.pdf](https://www.jubilantpharmova.com/Uploads/image/893imguf_esop_disclosure2024.pdf).

#### (c) Debentures

In the Financial Year 2020-21, the Company had issued Secured Redeemable Unlisted Non-Convertible Debentures ('NCDs') of ₹950 million for a period of upto 5 years. During the financial year, 250 secured, redeemable, unlisted non-convertible debentures of face value of ₹10,00,000 per debenture aggregating to ₹250 million were redeemed.

### 6. SUBSIDIARIES AND ASSOCIATES INCLUDING ITS PERFORMANCE & FINANCIAL POSITION

As on March 31, 2024, the Company had 36 subsidiaries. Brief particulars of the principal subsidiaries are given below. There was no addition / deletion in number of subsidiary companies during the year.

#### Jubilant Pharma Limited

Jubilant Pharma Limited, Singapore ('Jubilant Pharma') is a wholly-owned subsidiary of the Company. Jubilant Pharma holds the global pharmaceutical business of the Company through its subsidiaries in the US, Canada, Europe, India and rest of the world. These subsidiaries of Jubilant Pharma are engaged in manufacturing, marketing and distribution of various pharmaceutical products and services including APIs, oral dosage forms (tablets and capsules), contract manufacturing of sterile injectables including vaccines, ointment, creams and liquids, allergy therapy products and radiopharmaceutical products. Jubilant Pharma through its wholly-owned subsidiary operates a second largest radiopharmacy network in the US, with 46 pharmacies (43 SPECT & 3 PET) which cater to more than 1800 hospitals in 21 states.



In November, 2020, Jubilant Pharma invested US \$25 million in Sofie Biosciences Inc., USA ('Sofie'). During the year, Sofie has entered into a definitive merger agreement with Trilantic Capital Partners, North America ('Trilantic North America'), a US private equity firm.

Pursuant to said agreement, the Company proposes to sell its entire stake of 25.8% held in Sofie for an aggregate proceeds of about US \$142.92 million, including preferred returns. Transaction is expected to close by May 31, 2024.

Total income of the company during the Financial Year 2023-24 was ₹612 million as compared to ₹432 million during the Financial Year 2022-23.

### Jubilant Generics Limited

Jubilant Generics Limited ('JGL') is a wholly-owned subsidiary of the Company through Jubilant Pharma. JGL is engaged in the business of development, manufacturing, distribution, sales and marketing of Dosage (formulations) Forms at its plant at Roorkee and / or CMOs, including in-licensing, out-licensing, collaboration with CROs to ensure a robust product pipeline that caters to over 50 countries and has expanded its market presence through strategic partnerships, fostering sustainable business growth. JGL also has India Branded Pharmaceuticals ("IBP") business, which caters to dosage formulations under its own brand name to the Indian market in different therapeutic areas including chronic specialties like Cardiology and Diabetes, and multi-specialty.

The dosage formulations manufacturing facility at Roorkee, Uttarakhand, with 5 acres of infrastructure, is inspected by global regulatory agencies such as USFDA, Japan PMDA, UK MHRA, Australia TGA, Belgium FAMHP and South Africa SAHERA, etc. This facility primarily manufactures immediate and modified release oral solid dosage forms (Tablets, Capsules and Powder for Suspension) with capabilities on complex processes like fluid bed pellet coating, MUPS (Multi Unit Pellet System) and extended release drug delivery technology based on matrix formulations and functional coatings. In addition to manufacturing and supplies of finished formulations to the US market, JGL's non-US finished formulations business is focussed on various markets in Europe, UK, Japan, Canada, Australia, South Africa and Middle-East as well as various countries in the emerging markets. JGL also caters to the selected overseas markets under its own brand name. JGL's major therapy areas includes Cardiovascular, CNS and Gastrointestinal products. The business derives benefit of lowering cost and managing risks from sourcing APIs from both sources (a) vertical integration and in-house APIs from the Company and (b) qualifying alternate suppliers for key APIs with an objective to de-risk our API source.

The Solid Dosage Formulation facility at Roorkee, India which manufactures and distributes finished solid dosage pharmaceutical products, was inspected by the USFDA in February 2024. The inspection resulted in

four observations in which Jubilant took prompt and comprehensive corrective action. In April 2024, USFDA categorised the inspection as Voluntary Action Indicated (VAI). Based on this inspection and the USFDA VAI classification, this facility is in compliance with regard to current good manufacturing practices (cGMP). In addition, the site was inspected by both the EU and TGA agencies during the fiscal year. These inspections resulted in no critical observations. The site has already received EU compliant certificate.

JGL recalibrated its R&D strategy that leverages variety of product opportunities through in-licensing and/or external product development in collaboration with specialised CROs, with an objective to continually deliver innovative, high quality products for various markets. This is expected to accelerate product introduction as well as deliver the products in cost-effective and speedy manner.

Total income of JGL during the Financial Year 2023-24 was ₹3,883 million as compared to ₹3,296 million during the Financial Year 2022-23. The Company is in compliance with Regulation 24A of the Listing Regulations. Secretarial Audit was conducted for JGL, an unlisted material subsidiary of the Company. Copy of the Secretarial Audit Report is attached as **Annexure-1** to this report. The Secretarial Report of JGL does not contain any qualification, reservation or adverse comments or disclaimer.

### Jubilant Cadista Pharmaceuticals Inc.

Jubilant Cadista Pharmaceuticals Inc., ('Jubilant Cadista') a corporation incorporated in Delaware, US is a wholly-owned subsidiary of Jubilant Pharma Holdings Inc. This company is engaged in the business of developing, manufacturing and marketing of solid dosage forms of generic prescription pharmaceuticals at its USFDA approved manufacturing facility in Salisbury, Maryland, US. Jubilant Cadista is also marketing the solid dosage forms manufactured at Roorkee Plant, India or other CMOs. Its customer base includes large wholesalers, retail and pharmacy chains with focus in the therapeutic areas of CVS, CNS, Anti Allergic, Steroids, etc. Total income of the company during the Financial Year 2023-24 was ₹4,348 million as compared to ₹5,079 million during the Financial Year 2022-23.

Over the last few years, the US Generics market has been witnessing significant pricing pressure led by demand supply imbalances, consolidation in the drug buyer market and vertical integration of the GPOs with the large retail pharmacy chains. Jubilant Cadista has been witnessing significant losses since Financial Year 2021-22 due to the high cost of manufacturing in the US amid low drug prices. In order to move the US generics business to profitability, it has been decided to close the in-house manufacturing operations at the US manufacturing facility and transfer profitable products to CMOs. The company will continue to have sales and marketing presence in the US that will market supplies from its USFDA approved Roorkee facility in India,

new CMOs and products from in-licensing route. These actions are expected to improve the gross margins of the business and hence propel the business towards profitability. Further, In-licensing of new products will not only grow the revenue base of the company but also ensure robust product portfolio.

#### **Jubilant HollisterStier LLC**

Jubilant HollisterStier LLC ('JHS') is a wholly-owned subsidiary of Jubilant Pharma Holdings Inc. This subsidiary based out of Spokane-Washington (USA) is a fully integrated Contract Manufacturing Organisation along with leading Allergy Immunotherapy provider in north America. The CMO business offer manufacturing services including sterile fill and finish injectables (both liquid and lyophilization). Its facilities are approved by regulators across the world including USFDA, Health Canada, ANVISA Brazil, PMDA Japan, and various others. The products manufactured at the site are sold in over 50 countries across the globe. The company lays strong emphasis on compliance and protecting Intellectual Property Rights (IPR) for its customer base. The company will continue to focus on the highest level of compliance with a lean operation setup and supply of right quality products in a timely manner to its customers which helps it further grow the order book.

The US \$285 million expansion at Spokane site aimed to double its injectable filling (liquid & lyo) production capacity, under a cooperative agreement for US \$149.6 million with Biomedical Advanced Research and Development Authority (BARDA), within the US Department of Health and Human Services is progressing as planned. The Phase-1 of the project will be operational in Financial Year 2026 and the second Phase is scheduled to be operational by Financial Year 2028.

The Allergy Immunotherapy business provides products in the US and also exports to several international markets such as Canada, Europe and Australia. The company supply bulk extracts and Skin testing devices to physicians who then use the products for diagnostic testing and to administer immunotherapy treatment. Allergenic extracts in our portfolio are offered in the form of consistent, high-quality, differentiated products along with a range of specialised diagnostic devices for skin testing.

A differentiated business of manufacturing and marketing of allergenic extracts is backed by one of the oldest and most trusted brands, HollisterStier, which is in existence for over 100 years. The company has been focusing on expanding market coverage and ensuring robust offering of our antigens to customers. In addition, company has increased capacities in Lyophilization and are further increasing capacities in the Allergy Immunotherapy manufacturing facility to ensure consistent and reliable supply of our flying insect venom products. The company is the sole producers and suppliers of venom immunotherapy in the US and Canada.

This business continues to build on the development of innovative products to address various allergies. The company is expanding its footprint beyond US and is building networks in other regions outside of North America including EU, MEA and APAC with a focus on our venom immunotherapy products in these regions.

Total income of the company during the Financial Year 2023-24 was ₹17,155 million as compared to ₹15,617 million during the Financial Year 2022-23.

#### **Jubilant DraxImage Inc.**

Jubilant DraxImage Inc. ('Jubilant Radiopharma') is a wholly owned subsidiary of the Company through Jubilant Pharma. Jubilant Radiopharma has a solid foundation in speciality pharma. Headquartered in Montreal, Canada, Jubilant Radiopharma operates a highly specialised manufacturing facility approved by USFDA, Health Canada and selected EU countries. It develops, manufactures, commercialises and distributes radiopharmaceuticals used in Nuclear Medicine for the diagnosis, treatment and monitoring of a broad range of diseases. It serves hospital-based customers (Nuclear Medicine Physicians, Nuclear Cardiologists and Technologists) in addition to specialised commercial radiopharmacies in the United States and Canada. Jubilant Radiopharma employs about 867 highly skilled professionals dedicated to providing high quality, reliable products and services to healthcare providers around the globe. The business is supported by an experienced research and development organisation, specialised radiopharmaceutical manufacturing, strong regulatory affairs, quality systems and marketing and commercial operations. The disease areas of specialisation include cardiology, oncology, neurology, and therapeutics for neuro-endocrine and thyroid diseases. The business distributes radiopharmaceutical products through a network of 46 radiopharmacies in the United States after carrying out compounding activities of Radiopharmaceuticals products with radioactive isotopes in these radiopharmacies.

Jubilant Radiopharmaceuticals business is a market leader in North America in several specialty areas, including I-131Therapeutic and Diagnostics (Theranostics) for imaging and treatment of thyroid diseases and thyroid cancer, Macro-Aggregated Albumin (MAA) for lung perfusion imaging and Pentetic Acid (DTPA) for renal, brain and functional pulmonary imaging. RUBY-FILL, a cutting-edge technology for PET myocardial perfusion imaging (MPI) to evaluate regional myocardial perfusion in adult patients with suspected or known coronary artery disease is approved by USFDA, Health Canada, Swissmedic, Switzerland, BfArM, Germany, Le gouvernement du Grand- Duché de Luxembourg, Luxembourg, MHRA UK and Health authorities of Denmark, Sweden and Netherland. Ruby-Fill was launched in mobile settings (Ruby-Fill Mobile) in FY 2024 which allowed the company to expand the use of Ruby-Fill into smaller community hospitals, in rural settings, and in areas with relatively lower volumes but need for cardiac PET diagnostics.



Jubilant Radiopharmaceuticals business is sponsoring and supporting two clinical trials for I-131-MIBG, a unique approach under evaluation for first-line and later stage treatment of high-risk neuroblastoma. Approximately 800 patients are diagnosed with Neuroblastoma every year in the USA, mostly children.

The Montreal manufacturing site was inspected by Health Canada in 2021, and by Health Canada and the USFDA in 2022, both resulting in ratings of GMP compliance. USFDA inspected the site in April 2024 for which IER is awaited.

Effective June 1, 2021, Jubilant Draximage Inc. acquired the Radiopharmacies business which operates 46 radiopharmacies in 21 States and is headquartered in Yardley. Jubilant Radiopharmacy network is the second largest network of commercial nuclear radiopharmacies in the United States, directly serving over 1,800 individual hospitals, clinics and medical centres. Business delivers approx 3 million patient doses per year. Vertical integration of the Radiopharmaceuticals and Radiopharmacy divisions positions Jubilant Radiopharma to capitalise on the expanding nuclear medicine market.

The company has also received approval from the USFDA with regards to the company's abbreviated new drug application (ANDA) submitted pursuant to section 505(j) of the Federal Food, Drug, and Cosmetic Act (FD&C) for the preparation of Technetium (Tc 99m) Sulfur Colloid Injection.

Total income of the company during the Financial Year 2023-24 was ₹31,145 million as compared to ₹26,108 million during the Financial Year 2022-23.

#### **Jubilant Biosys Limited**

Jubilant Biosys Limited ('Biosys') provides Drug Discovery and Contract Development and Manufacturing Services to global pharmaceutical and biotech companies.

The company focus on offering integrated solutions to our customers, which maximises the speed to develop a new lead. Our service offering includes early Drug Discovery Services, mg to kilo, non-GMP and GMP scale-up of novel compounds, intermediates and New Chemical Entities (NCEs). This provides an integrated solution (from early phase discovery and development to commercialisation of the molecule) to pharmaceutical customers. In Financial Year 2024, our portfolio of projects encompassed Full Time Equivalent (FTE), Fee for Service (FFS) and Integrated Drug Discovery (IDD) contracts. The business operates from Bengaluru, Noida and Greater Noida in India, offering integrated as well as functional drug discovery and development services to global innovators. The therapeutic areas of expertise include Oncology, Metabolic Disorders, Central Nervous System (CNS), Pain and Inflammation.

The company has a three-pronged growth strategy for drug discovery services. The first vector is to offer differentiated

chemistry services. We have invested in further expanding capacity in Greater Noida for Chemistry services and strengthened the services offerings by adding a centre of chemistry excellence. The second vector is to diversify customer segments by making inroads in the pharmaceutical customer segment. In Financial Year 2024, the company has added 2 new large pharma companies as its customers. The third vector is to build development capabilities and offer complete CDMO services.

The company also offer Cloud/ SaaS (Software as a Service) based on Artificial Intelligence /Machine Learning proprietary platform for clinical trials. The eClinical suite includes TrialStat® Orbit for electronic database capture, TrialStat® CTMS for Clinical Trial Management Software and TrialStat Portal for analytics and customer interface software.

During the year, the company has entered into an agreement for acquisition of 1.70% stake of O2 Renewable Energy XVI Private Limited for an aggregate value of ₹7.6 million for purchase of renewable energy power (electricity) generated from the Captive Generating Plant (CGP).

Total income of the company during the Financial Year 2023-24 was ₹4,715 million as compared to ₹5,628 million during the Financial Year 2022-23.

#### **Jubilant Therapeutics Inc.**

Jubilant Therapeutics is a clinical stage precision therapeutics company advancing potent and selective small molecule modulators to address unmet medical needs in oncology and autoimmune diseases. Its advanced discovery engine integrates structure-based design and computational algorithms to discover and develop novel, precision therapeutics against both first-in-class and validated but intractable targets in genetically defined patient populations. Its advanced structure based discovery engine, TIBEO (Therapeutic Index and Brain Exposure Optimisation), has been validated through successful partnerships including with Blueprint Medicines. The Company's pipeline consists of a first in class Dual coREST modifier – Dual LSD1/HDAC6 Inhibitor (JBI-802) currently in a Phase I/II clinical trial in multiple tumors, a novel brain-penetrant modulator of PRMT5 (JBI-778) for which an IND has been accepted, brain penetrant and gut restrictive PDL1 inhibitors, as well as PAD4 inhibitors for oncology and inflammatory indications.

The company's key achievements during the Financial Year 2023-24 includes transitioning from Phase I to Phase II stage biotech with lead program (JBI-802) soon to start Phase II trials and second program (JBI-778) soon to start Phase I trials.

Total income of the company during the Financial Year 2023-24 was ₹5 million as compared to ₹2 million during the Financial Year 2022-23.

#### **Jubilant Pharma UK Limited**

Jubilant Pharma UK Limited, a corporation incorporated in UK, is a wholly-owned subsidiary of Jubilant Pharma Limited,

Singapore. This company is engaged in the business of marketing and supply of generic dosage formulations in market. Total income of the company during the Financial Year 2023-24 was ₹842 million as compared to ₹72 million during the Financial Year 2022-23.

#### Jubilant Pharma NV

Jubilant Pharma NV is a wholly-owned subsidiary of the Company through JGL and Jubilant Pharma. This company holds shares of Jubilant Pharmaceuticals NV (99.81%) and PSI Supply NV (99.50%) along with Jubilant Pharma which holds the balance shares.

#### Jubilant Pharmaceuticals NV

Jubilant Pharmaceuticals NV is a wholly-owned subsidiary of the Company through Jubilant Pharma NV, Belgium, which holds 99.81% of its shares and Jubilant Pharma holds the balance shares. This company is engaged in the business of licensing generic dosage forms and providing regulatory services to generic pharmaceutical companies. Total income of the company during the Financial Year 2023-24 was ₹1 million as compared to ₹1 million during the Financial Year 2022-23.

#### PSI Supply NV

PSI Supply NV is a wholly-owned subsidiary of the Company. 99.50% of its shares are held by Jubilant Pharma NV and the balance by Jubilant Pharma. It is engaged in the supply of generic dosage forms to the European and UK markets. Total income of the company during the Financial Year 2023-24 was ₹186 million as compared to ₹187 million during the Financial Year 2022-23.

#### Other subsidiaries are mentioned below:

Jubilant Pharma Holdings Inc., USA  
 Jubilant Pharma Australia Pty. Limited  
 Jubilant Innovation (USA) Inc.  
 Jubilant HollisterStier Inc., USA  
 Jubilant First Trust Healthcare Limited  
 Jubilant DraxImage Limited  
 Jubilant DraxImage (USA) Inc.  
 Jubilant Discovery Services LLC, USA  
 Jubilant Clinsys Inc., USA  
 Jubilant Clinsys Limited  
 Jubilant Therapeutics India Limited  
 Jubilant Business Services Limited  
 Jubilant Pharma SA Pty. Limited  
 Jubilant Episcibe LLC, USA  
 Jubilant Epicore LLC, USA  
 Jubilant Prodel LLC, USA

Jubilant Epipad LLC, USA

Drug Discovery and Development Solutions Limited, Singapore

Draxis Pharma LLC, USA

Draximage (UK) Limited

TrialStat Solutions Inc., Canada

Jubilant Pharma ME FZ-LLC, Dubai

Jubilant Draximage Radiopharmacies Inc., USA

Jubilant Biosys Innovative Research Services Pte. Limited, Singapore

1359773 B.C. Unlimited Liability Company, Canada

#### Associate Company

SOFIE Biosciences Inc., USA

SPV Laboratories Private Limited

During the year under review, there is no change in Associate companies.

The performance and financial position of the subsidiaries and associates is also given in Form AOC-1 attached to the Financial Statements for the year ended March 31, 2024.

## 7. PARTNERSHIPS

#### Jubilant HollisterStier General Partnership

It is a Canada based partnership, owned by subsidiaries of the Company - Jubilant HollisterStier Inc., Draxis Pharma LLC and 1359773 B.C. Unlimited Liability Company, that provides contract manufacturing services of sterile products including liquid and freeze-dried (lyophilized) injectables, ampoules, ophthalmic tubes/ solutions and sterile ointments and creams. The CMO Montreal facility was inspected by Health Canada in January 2024 resulting in a Compliant GMP rating, with no critical observations. The CMO Montreal facility was also inspected by the USFDA in February 2023. This resulted in four observations and classification was determined to be Official Action Indicated (OAI). The company has carried out most of the Corrective and Preventive Actions since the close of the FDA inspection. The site has also created a full remediation plan and inspection readiness plan for the upcoming inspection.

The partnership is expanding its reach as a full scale ophthalmic solution provider in the form of bottles including preservative free ointments, liquids, creams and injectables. The partnership is also planning to undertake a CAD 108 million investment at Montreal facility to modernise and augment the sterile production (liquid and lyo) capacity by over 100%. To fund this project, the partnership has arranged partially repayable loans of maximum CAD 23.8 million from the Government of Canada through its Strategic Innovation Fund (SIF) program and CAD 25 million from the Province of Quebec. This project will be completed by FY 2027, and is planned to be fully operational by FY 2028.



## 8. STATUTORY AUDITORS

Pursuant to Section 139 of the Act and the Rules made thereunder, the Shareholders of the Company at its 45<sup>th</sup> AGM approved the appointment of M/s. Walker Chandio & Co LLP, Chartered Accountants (ICAI Registration No.: 001076N/N500013) as Statutory Auditors of the Company for a term of five (5) years from conclusion of the 45<sup>th</sup> AGM of the Company till the conclusion of 50<sup>th</sup> AGM of the Company.

The Auditors' Reports for the Financial Year 2023-24 do not contain any qualification, reservation, adverse remark or disclaimer.

## 9. COST AUDIT

Pursuant to Section 148(1) of the Act read with the Companies (Cost Records and Audit) Rules, 2014, the Company was not required to maintain the cost records during FY 2023-24.

## 10. SECRETARIAL AUDIT

The Board had appointed M/s Sanjay Grover & Associates, Company Secretaries to conduct Secretarial Audit pursuant to the provisions of Section 204 of the Act for the Financial Year 2023-24. The Report of the Secretarial Auditors is attached as **Annexure-2** to this Report and does not contain any qualification, reservation, adverse remark or disclaimer.

The Company has also obtained a Secretarial Compliance Report from M/s Sanjay Grover & Associates, Company Secretaries confirming compliances with the provisions of the applicable Listing Regulations for the year ended March 31, 2024. The Compliance Report will be filed within the due date with the Stock Exchanges in Compliance with the Listing Regulations.

## 11. REPORTING OF FRAUDS BY AUDITORS

During the year under review, Auditors did not report any instance of fraud committed in the Company by its officers or employees under Section 143(12) of the Act, the details of which need to be mentioned in the Board's report.

## 12. BOARD OF DIRECTORS

Your Company is managed and controlled by a Board comprising an optimum blend of Executive, Non-Executive and Independent Directors. The Chairperson of the Board is a Non-Executive Non Independent Director. As on March 31, 2024, the Board of Directors comprises of thirteen (13) Directors, out of whom four (4) are Executive Directors including one (1) Managing Director and one (1) Joint Managing Director apart from nine (9) Non-Executive Directors, out of whom seven (7) are Independent Directors including one (1) Woman Independent Director and two (2) Non-Executive Non-Independent Directors. The composition of the Board is in conformity with Regulation 17 of the Listing Regulations and the relevant provisions of the Act.

Mr. Shirish G. Belapure (DIN: 02219458) was appointed as Non-Executive Independent Director for a period of five (5) years effective from March 7, 2023. His appointment was duly approved by the members of the Company vide postal ballot on April 12, 2023.

The Shareholders, at the 45<sup>th</sup> Annual General Meeting (AGM) held on August 31, 2023, approved re-appointment of Mr. Arun Seth (DIN: 00204434) as an Independent Director of the Company for a second term of five (5) years effective from October 22, 2023 till October 21, 2028.

Mr. Kumar Ramamurthi, Whole-Time Director (DIN:09139426) resigned from the Board with effect from the closing business hours of October 31, 2023. The Board placed on record its appreciation for the contributions made by him during his association with the Board.

Mr. S. Sridhar (DIN:00004272), Ms. Sudha Pillai (DIN:02263950) and Dr. Ashok Misra (DIN:00006051), Independent Directors of the Company, completed their second term on March 31, 2024 and accordingly ceased to be Independent Directors on Board of the Company with effect from the closing business hours of March 31, 2024. The Board placed on record its sincere appreciation for their contribution towards the success of the Company, during their tenure as Independent Directors on the Board of the Company.

The Board, at its meetings held on May 29, 2023 based on the recommendation of the Nomination, Remuneration and Compensation Committee of the Company, approved the following changes to the Board:

- Mr. Hari S. Bhartia (DIN: 00010499) stepped down from the position of Managing Director of the Company effective from the closing business hours of May 31, 2023 and continues as Co-Chairman, Non-Executive Director on the Board of the Company.
- Mr. Priyavrat Bhartia (DIN: 00020603) was appointed as Managing Director of the Company for a period of three (3) years with effect from June 1, 2023. The appointment was duly approved by the members of the Company vide postal ballot on August 21, 2023.
- Mr. Arjun Shanker Bhartia (DIN:03019690) was appointed as Joint Managing Director of the Company for a period of three (3) years with effect from June 1, 2023. The appointment was duly approved by the members of the Company vide postal ballot on August 21, 2023.

The Board at its meeting held on October 27, 2023, based on the recommendation of the Nomination, Remuneration and Compensation Committee had appointed Mr. Jinang Pratap Parekh (DIN: 10366075) as an Additional Director and Whole-time Director of the Company for a period of three (3) years with effect from November 1, 2023. His appointment as a Director and as a Whole-time Director was duly approved by the members of the Company vide postal ballot on January



25, 2024. Mr. Jinang Pratap Parekh tendered his resignation from the Board with effect from the closing business hours of May 31, 2024. The Board placed on record its appreciation for the contributions made by him during his association with the Board.

The Board at its meeting held on February 02, 2024, based on the recommendation of the Nomination, Remuneration and Compensation Committee had re-appointed Mr. Arvind Chokhany (DIN: 06668147) as a Whole-time Director (Designated as Group Chief Financial Officer and Whole-time Director) of the Company for a further period of three (3) years with effect from April 1, 2024. Your Company issued a postal ballot notice dated May 17, 2024 for the approval of members and the e-voting on the resolutions is under process.

The Board at its meeting held on March 26, 2024, based on the recommendation of the Nomination, Remuneration and Compensation Committee appointed Dr. Harsh Mahajan (DIN: 00824227) and Ms. Shivpriya Nanda (DIN: 01313356), as additional directors in the category of Independent Director of the Company with effect from April 1, 2024. Your Company issued a postal ballot notice dated May 17, 2024 for the approval of members and the e-voting on the resolutions is under process. In the opinion of Nomination, Remuneration and Compensation Committee and Board, Dr. Harsh Mahajan (DIN: 00824227) and Ms. Shivpriya Nanda (DIN: 01313356) are persons of high repute, integrity, proficiency and possesses the relevant expertise and experience in the respective fields. They fulfil the conditions specified under the Act, read with Rules thereunder and the Listing Regulations and are independent of the management.

The Board at its meeting held on May 29, 2024, based on the recommendation of the Nomination, Remuneration and Compensation Committee appointed Dr. Ramakrishnan Arul (DIN: 08236356) as an Additional Director and Whole-time Director of the Company for a period of three (3) years with effect from June 1, 2024, subject to approval of the shareholders to be obtained within three (3) months hereof.

None of the Directors on the Board of the Company has been debarred or disqualified from being appointed or continuing as directors of companies by the Securities and Exchange Board of India, Ministry of Corporate Affairs or any other statutory authority.

### 13. RETIREMENT BY ROTATION AND SUBSEQUENT RE-APPOINTMENT

In accordance with the provisions of the Companies Act, 2013 and Articles of Association of the Company, Mr. Arjun Shanker Bhartia (DIN: 03019690) and Mr. Arvind Chokhany (DIN: 06668147) retire by rotation at the ensuing AGM and being eligible, offer themselves for re-appointment. Brief resume and other details of Mr. Arjun Shanker Bhartia and Mr. Arvind Chokhany have been furnished in the Annexure of the notice of the annual general meeting.

### 14. KEY MANAGERIAL PERSONNEL

Mr. Arun Kumar Sharma ceased to be a Chief Financial Officer of the Company with effect from the closing business hours of May 31, 2023.

Mr. Arvind Chokhany, Group Chief Financial Officer, Jubilant Bhartia Group & Whole-time Director was appointed as Chief Financial Officer of the Company with effect from June 1, 2023.

Mr. Hari S. Bhartia stepped down from the position of Managing Director of the Company effective from the closing business hours of May 31, 2023.

Mr. Priyavrat Bhartia and Mr. Arjun Shanker Bhartia were appointed as Managing Director and Joint Managing Director, respectively effective June 1, 2023.

Mr. Jinang Pratap Parekh was appointed as Whole-Time Director of the Company effective November 1, 2023.

Apart from above-mentioned changes, there is no other change in Key Managerial Personnel of the Company during the year.

As on March 31, 2024, Mr. Priyavrat Bhartia, Managing Director, Mr. Arjun Shanker Bhartia, Joint Managing Director, Mr. Arvind Chokhany, Group Chief Financial Officer & Whole-Time Director, Mr. Jinang Pratap Parekh, Whole-Time Director and Mr. Naresh Kapoor, Company Secretary are the Key Managerial Personnel of the Company.

### 15. MEETINGS OF THE BOARD

During the year under review, five (5) meetings of the Board of Directors of the Company were held on May 29, 2023, July 19, 2023, October 27, 2023, February 2, 2024 and March 26, 2024.

For details of meetings of the Board and attendance of the Directors, please refer to the Corporate Governance Report, which forms part of this report.

### 16. COMPOSITION OF AUDIT COMMITTEE

As on March 31, 2024, the Audit Committee comprises of Mr. Vivek Mehra, Chairperson, Mr. Sushil Kumar Roongta, Member and Mr. Arvind Chokhany, Member.

Further, for details on Audit Committee, including the meetings and attendance of the members, terms of reference and changes in the committee composition etc., please refer to the Corporate Governance Report, which forms part of this report. During the year under review, all recommendations of the Audit Committee were accepted by the Board of Directors of the Company.

### 17. DECLARATION BY INDEPENDENT DIRECTORS

The Company has, inter alia, received the following declarations from all the Independent Directors confirming that:



- they meet the criteria of independence as prescribed under the provisions of the Act, read with the Rules made thereunder, and the Listing Regulations. There has been no change in the circumstances affecting their status as Independent Directors of the Company;
- they have complied with the Code for Independent Directors prescribed under Schedule IV to the Act; and
- they have registered themselves with the Independent Director's Database maintained by the Indian Institute of Corporate Affairs.

In the opinion of the Board, all Independent Directors possess requisite qualifications, experience, expertise and hold high standards of integrity required to discharge their duties with an objective independent judgment and without any external influence. List of key skills, expertise and core competencies of the Board, including the Independent Directors, forms a part of the Corporate Governance Report of this Annual Report.

#### 18. APPOINTMENT AND REMUNERATION POLICY

The Company has implemented Appointment and Remuneration Policy pursuant to the provisions of Section 178 of the Act and Regulation 19 read with Part D of Schedule II to the Listing Regulations. Salient features of the Policy and other details have been disclosed in the Corporate Governance Report attached to this Report. The Policy is available at the web-link: [www.jubilantpharmova.com/investors/corporate-governance/policies-and-codes/appointment-and-remuneration-policy](http://www.jubilantpharmova.com/investors/corporate-governance/policies-and-codes/appointment-and-remuneration-policy).

#### 19. ANNUAL PERFORMANCE EVALUATION OF THE BOARD

The Annual Performance Evaluation of the directors (including Chairman), Committees and the Board as a whole was carried out in compliance with the requirement of Section 178 of the Act and Regulation 17, 19 and 25 of the Listing Regulations. The criteria, manner of performance evaluation and related details are given in the Corporate Governance Report.

#### 20. DIRECTORS' RESPONSIBILITY STATEMENT

Your Directors, based on the representation received from the management, confirm that:

- in the preparation of the annual accounts, the applicable accounting standards have been followed along with proper explanation relating to material departures;
- the Directors have selected such accounting policies and applied them consistently and made judgments and estimates that are reasonable and prudent so as to give a true and fair view of the state of affairs of the Company as on March 31, 2024 and of the profits of the Company for the year ended March 31, 2024;
- the Directors have taken proper and sufficient care for the maintenance of adequate accounting records

in accordance with the provisions of the Act for safeguarding the assets of the Company and for preventing and detecting fraud and other irregularities;

- the Directors have prepared the annual accounts on a going concern basis;
- the Directors have laid down internal financial controls to be followed by the Company and that such internal financial controls are adequate and are operating effectively.

Based on the framework of internal financial controls including the Controls Manager for financial reporting and compliance systems established and maintained by the Company, work performed by the internal, statutory and secretarial auditors and the reviews performed by the management and the relevant Board committees, including the Audit Committee, the Board is of the opinion that the Company's internal financial controls were adequate and effective during the Financial Year 2023-24; and

- the Directors have devised proper systems to ensure compliance with the provisions of all applicable laws and that such systems are adequate and operating effectively.

Based on the framework of internal financial controls including the Controls Manager for financial reporting and compliance systems established and maintained by the Company, work performed by the internal, statutory and secretarial auditors and the reviews performed by the management and the relevant Board committees, including the Audit Committee, the Board is of the opinion that the Company's internal financial controls were adequate and effective during FY 2023-24; and

- the Directors have devised proper systems to ensure compliance with the provisions of all applicable laws and that such systems are adequate and operating effectively.

#### 21. CONSERVATION OF ENERGY, TECHNOLOGY ABSORPTION AND FOREIGN EXCHANGE EARNINGS AND OUTGO

Information relating to Conservation of Energy, Technology Absorption and Foreign Exchange Earnings and Outgo required to be disclosed pursuant to Section 134 of the Act read with the Companies (Accounts) Rules, 2014 is given as **Annexure-3** and forms part of this Report.

#### 22. EMPLOYEES

Particulars of Directors and Employees as required under Section 197(12) of the Act read with the Companies (Appointment and Remuneration of Managerial Personnel) Rules, 2014 are given as **Annexure-4** and form part of this Report.

The statement containing particulars of employees, as required under Section 197 of the Act, read with Rule 5(2) and Rule 5(3) of the Rules, is provided in a separate annexure forming part of this Board's Report. However, in terms of the provisions of Section 136 of the Act, the Annual Report is being sent to the members of the Company, excluding the said annexure. The said annexure is available for inspection by the shareholders at the Registered Office of the Company during working hours of the Company i.e. on Monday to Friday between 11:00 a.m. (IST) to 05:00 p.m. (IST). Any shareholder interested in obtaining a copy of the said annexure may write to the Company Secretary of the Company or send an email at the following email address: [investors@jubl.com](mailto:investors@jubl.com).

### 23. HUMAN RESOURCES

At the heart of your organisation is the commitment to foster an "Employee First" culture, driven by our values of caring, sharing, and growing.

In line with this, the Company consistently listen to the employees at various touchpoints throughout their journey with the Company. By identifying our strengths and addressing areas of concern, the Company remain agile and responsive to the evolving needs of its workforce. Partnering with Willis Tower Watson, your Company introduced the 'Jubivoice Employee Experience Survey', which garnered a sustainable engagement score of 86% - a testament to our commitment to fostering a workplace where every individual feels valued and supported.

With the continued focus on enhancing the employee experience, your Company has been comprehensively addressing the four elements of wellbeing: physical, mental, social, and financial. The Company enable this through the employee assistance programs, delivered by experts and delivered by industry professionals, the Company strive to provide its employees with the tools and resources they need to thrive personally and professionally.

Your Company recognise that one of its greatest asset in achieving continued business success is its talented workforce and to ensure they're equipped for the challenges ahead, the Company is dedicated to fostering a culture of continuous learning and leadership development. Through structured classroom training and a cutting-edge digital learning platform, the Company provide its employees with the skills, mind-set, and competencies they need to thrive. Additionally, the Company is cultivating sustainable leadership - leaders who will not only guide your company now but also chart the course for a successful future. Our Leadership Development focus was marked by the graduation of its senior leaders from the Global Leadership Program, a nine-month journey curated in partnership with INSEAD. This was focused on equipping its senior leaders for success in the digital era.

In pursuit of excellence, your Company meticulously craft a

high-performance culture within the organisation, starting with our robust performance management process. Through initiatives such as our esteemed "Applause" program and the prestigious Chairmen's Annual Awards, the Company not only celebrate exceptional accomplishments but also ingrain a culture of appreciation and recognition deep into our DNA. The Company's culture of high performance is further strengthened by giving continuous performance feedback, Pay for performance and role based promotions. This unleashes the full potential of its employees and drive us towards collective success.

### 24. POLICY FOR PREVENTION OF SEXUAL HARASSMENT

The Company as an employer is committed to creating a work place that is free from all forms of sexual harassment. In order to deal with sexual harassment at workplace, the Company has implemented the Policy for Prevention of Sexual Harassment Policy (POSH) with training to all employees by an external consultant having expertise in subject matter.

The Company has constituted the Internal Complaints Committee and is in compliance with the provisions of the Sexual Harassment of Women at workplace (Prevention, Prohibition and Redressal) Act, 2013. The Company received two (2) complaints under POSH during the Financial Year 2023-24, which were disposed off during the Financial Year 2023-24.

The Company periodically conducts sessions for employees across the organisation to build awareness about the Policy and the provisions of the Prevention of Sexual Harassment Act.

### 25. RISK MANAGEMENT AND INTERNAL CONTROL SYSTEMS

Pursuant to Regulation 21 of Listing Regulations, your Company has constituted a Risk Management Committee of the Board. As on March 31, 2024, the committee comprises of six (6) members including three (3) Independent Directors of the Company. The Committee met twice in Financial Year 2023-24 on April 25, 2023 and October 12, 2023. The gap between the two (2) meetings was not more than one hundred and eighty (180) days. The Committee is authorised to monitor and oversee implementation of the risk management policy, including evaluating the adequacy of risk management systems, if any.

The Company has formed a strong risk management framework that enables regular and active monitoring of business activities for the identification, assessment and mitigation of potential internal or external risks. The Company has established processes and guidelines, along with a strong overview and monitoring system at the Board and senior management levels. Our senior management team sets the overall tone for risk minimisation culture through defined and communicated corporate values, clearly assigned risk mitigation responsibilities, and appropriately delegated



authority. Your Company has laid down procedures to inform Board members about the risk assessment and risk minimisation procedures. Your Company has in place a comprehensive internal audit plan and a robust Enterprise Risk Management (ERM) exercise which helps to identify risks at an early stage and take appropriate steps to mitigate the same. As an organisation, the Company promotes strong ethical values and high levels of integrity in all our activities, which by itself significantly mitigates risk.

#### Internal Financial Controls

To compete globally, world class Corporate Governance and Financial Controls over operations are necessary for the Company. The Internal Financial Controls as mandated by the Act not only require a certification from CEO-CFO but also put an obligation on the Board of Directors to ensure that the Internal Financial Controls are adequate and are operating effectively. Besides this, the Statutory Auditors are also required to give an opinion on the adequacy and effectiveness of Internal Controls over Financial Reporting ('ICFR'). Your Company has a transparent framework for periodic evaluation of the Internal Financial Controls through annual testing of operative effectiveness of internal controls, perpetual internal audit exercises and quarterly online controls self-assessment through Controls Manager software, thereby reinforcing the commitment to adopt the best corporate governance practices.

A detailed note on Internal Control Systems and Risk Management is given under 'Management Discussion and Analysis Report'.

## 26. VIGIL MECHANISM

The Company has adopted Vigil Mechanism and the same has been disclosed in the Corporate Governance Report and forms part of the Report. The Whistle Blower Policy has been posted on the Company's website at <https://www.jubilantpharmova.com/investors/corporate-governance/policies-and-codes/whistle-blower-policy>.

Further, the Whistle Blower Policy provides for adequate safeguards against victimisation of Director(s) or Employee(s) and also provides for direct access to the Chairperson of the Audit Committee in appropriate or exceptional cases. During the financial year, no such complaints were received.

## 27. CORPORATE SOCIAL RESPONSIBILITY

Pursuant to the provisions of Section 135 of the Act, the Company has constituted a Sustainability and Corporate Social Responsibility (CSR) committee. As on March 31, 2024, the Committee comprises of five (5) Directors out of which two (2) are Non-Executive Independent Director, and three (3) are Executive Directors.

The CSR is an essential pillar of Jubilant in its endeavours towards sustainable & responsible growth. CSR activities at Jubilant are weaved in accordance with the provisions of Section 135 read with Schedule VII to the Act. Besides, the

CSR initiatives at the company are in line with the United Nations Sustainable Development Goals (SDGs).

Jubilant Bhatia Foundation ('JBF') formed in the year 2007, a not-for-profit arm of the Jubilant Bhatia Group works towards conceptualisation and implementation of CSR activities of all group companies of Jubilant. Since the year 2003, the Company has been issuing its Corporate Sustainability report which has external assurance and this is as per the Global Reporting Initiative ('GRI') guidelines. The Company is also receiving A+ level by GRI since the year 2007. Along with this, from the year 2017-18, the Corporate Sustainability Report is aligned with the GRI Standards in accordance with the 'Comprehensive' option. All reports are available on the Company's website at the weblink: [www.jubilantpharmova.com/sustainability/sustainability-report](http://www.jubilantpharmova.com/sustainability/sustainability-report).

Through CSR, the Company is working in the realm of Health, Education & Livelihood. The CSR projects focuses towards empowering and adding value in the lives of the communities around the area of operations of Jubilant with a 4P (Public-Private-People-Partnership) during the implementation. JBF's detailed activities are available on its website: [www.jubilantbhartiafoundation.com](http://www.jubilantbhartiafoundation.com).

In Financial Year 2024, with a vision to bring progressive social change through strategic multi-stakeholder partnership involving knowledge generation & sharing, experiential learning and entrepreneurial ecosystem, the Company continued working towards empowering and adding value in the lives of the communities around the area of operations of the Company.

In Financial Year 2024, Jubilant Pharmova through CSR reached out to the community around its manufacturing unit through several community empowering projects as below:

**Jubicare/Arogya:** To achieve good health and well-being, promote health-seeking behaviour and provide effective basic healthcare, the foundation is implementing Arogya/Jubicare programme through Mobile Medical Unit.

- Besides, the foundation is also reaching to the community through focused awareness program on nutrition for the community through village level workers.

**Muskaan:** Strengthening Rural Education system through various education centric programmes in government school:

- Khushiyon ki Pathshala program to inculcate 21<sup>st</sup> century value based skills in rural government primary school student;
- Digitisation program in partnership with HP across the location through E-Muskaan;
- Setting up of Micro science Labs in schools;
- Career counselling to support students of government

school to make informed career choices.

**Nayee Disha:** Livelihood centric programs to enhance employability of community as below:

- Vocational Training & Virtual skilling Program to enhance employability skills amongst youths & women in the community around manufacturing units
- JubiFarm to empower farmers by facilitating access to modern and sustainable farming methods.

**Rural Development-** to strengthen the services in the rural areas for the community following programs were implemented:

- Jansuvidha Kendra for community for awareness and easy access to government's social welfare scheme.
- Jansanchetna Program for emergency preparedness at village level through Emergency Response Team (ERTs).

During the year under review, your Company spent ₹29 million on its CSR activities. The CSR initiatives undertaken by your Company, along with other details including contents of the CSR Policy, form part of the annual report on CSR activities for Financial Year 2023-24, which is annexed as **Annexure-5**.

## 28. BUSINESS RESPONSIBILITY AND SUSTAINABILITY REPORT

In compliance with Regulation 34(2)(f) of the Listing Regulations, the Business Responsibility and Sustainability Report ("BRSR") as stipulated under the Listing Regulations is presented in a separate section forming part of the Annual Report.

## 29. OTHER DISCLOSURES

- i. **Extracts of Annual Return:** Pursuant to the provisions of Section 134(3)(a) of the Act, the Annual Return for the Financial Year 2023-24 has been uploaded on the Company's website and can be accessed at <https://www.jubilantpharmova.com/investors/financials/annual-return>.
- ii. **Public Deposits:** The Company has not accepted any deposits from the public during the year. The Company had no outstanding, overdue, unpaid or unclaimed deposits at the beginning and end of the Financial Year 2023-24.
- iii. **Loans, Guarantees and Investments:** Details of loans, securities and investments along with the purpose for which the loan or security is proposed to be utilised by the recipient have been disclosed in Note nos. 5, 6 and 41 to the Standalone Financial Statements, as applicable. The Company has not provided any guarantee.

During the Financial Year 2023-24, the Company has invested an amount of ₹13.62 million in O2 Renewable

Energy XVI Private Limited ('O2 Renewable'), a wholly-owned subsidiary of O2 Energy SG Pte. Ltd., Singapore, a leading renewable energy developer for acquisition upto 19.89% stake in O2 Renewable for purchase of renewable energy power generated from the Captive Generating Plant. This will help to meet the green energy requirement for Company's manufacturing facility located at Nanjangud, Karnataka and optimise energy cost.

- iv. **Particulars of Contracts or Arrangements with the Related Parties:** The Company has formulated a policy on Materiality of Related Party Transactions and Dealing with Related Party Transactions ('RPTs'). The Policy is available at <https://www.jubilantpharmova.com/investors/corporate-governance/policies-and-codes/policy-on-rpts>. Prior omnibus approval is obtained for RPT's which are of repetitive natures. All RPTs are placed before the Audit Committee for review and approval. All RPT's entered into during the Financial Year 2023-24 were in the ordinary course of business and on arm's length basis. No material RPTs were entered into during the Financial Year 2023-24 by the Company as defined in the Policy. Accordingly, the disclosure of RPTs as required under Section 134(3) (h) of the Act in Form AOC-2 is not applicable. Your Directors draw attention of the members to Note no. 37 to the Standalone Financial Statements which sets out the Related Party disclosures.
- v. **Material Changes in Financial Position:** No material change or commitment has occurred after close of the Financial Year 2023-24 till the date of this Report, which affects the financial position of the Company.
- vi. **Orders passed by Courts/ Regulators:** No significant or material order has been passed by the regulators or courts or tribunals impacting the going concern status of the Company or its future operations.
- vii. **Secretarial Standards:** The Company has complied with the Secretarial Standard 1 and 2 issued by the Institute of Company Secretaries of India on Meetings of the Board of Directors and General Meetings.
- viii. No disclosure or reporting is required in respect of issue of equity shares with differential voting rights as to dividend, voting or otherwise as the same is not applicable.
- ix. Neither the Managing Director nor the Whole-time Director(s) of the Company received any remuneration or commission from any of its subsidiaries.
- x. No application has been made under the Insolvency and Bankruptcy Code, 2016. Hence, the requirement to disclose the details of the application made or any proceeding pending under the said Code during the year along with their status as at the end of the financial



year is not applicable.

- xi. The requirement to disclose the details of the difference between the amount of the valuation done at the time of one-time settlement and the valuation done while taking a loan from the Banks or Financial Institutions along with the reasons thereof, is not applicable.

### 30. CORPORATE GOVERNANCE

As a responsible corporate citizen, the Company is committed to maintain the highest standards of Corporate Governance and believes in adhering the best corporate practices prevalent globally.

A detailed Report on Corporate Governance is attached as **Annexure-6** and forms part of this Report. A certificate from Mr. Rupinder Singh Bhatia, Practising Company Secretary (C.P. No. 2514), confirming Compliance with the conditions of Corporate Governance, as stipulated in Clause E of Schedule V to the Listing Regulations is attached to the Corporate Governance Report.

The Board Members and Senior Management Personnel have affirmed compliance with the Code of Conduct for Directors and Senior Management for the year ended March 31, 2024. A certificate from the Managing Director confirming the same is attached to the Corporate Governance Report.

A certificate from the CEO and CFO confirming correctness of the financial statements, adequacy of internal control measures, etc. is also attached to the Corporate Governance

Report.

### 31. MANAGEMENT DISCUSSION AND ANALYSIS REPORT

The Management Discussion and Analysis Report on the operations of the Company as provided under the Listing Regulations has been given separately and forms part of this Report.

### 32. ACKNOWLEDGEMENTS

Your Directors acknowledge with gratitude the co-operation and assistance received from the Central and State Government authorities, International Regulatory Agencies viz. USFDA, EU agencies, Australian agency, Canadian agency, World Health Organisation (WHO) etc. Your Directors thank the shareholders, debenture holders, financial institutions, banks/ other lenders, debenture trustee, customers, vendors and other business associates for their confidence in the Company and its management and look forward to their continued support. The Board wishes to place on record its appreciation for the dedication and commitment of the Company's employees at all levels, which has continued to be our major strength. We look forward to their continued support in the future.

For and on behalf of the Board

**Shyam S. Bhartia**

Chairman  
(DIN: 00010484)

Place: Noida

Date: May 29, 2024

**Priyavrat Bhartia**

Managing Director  
(DIN: 00020603)

# Secretarial Audit Report

## FOR THE FINANCIAL YEAR ENDED 31<sup>st</sup> MARCH, 2024

[Pursuant to Section 204(1) of the Companies Act, 2013 and Rule No. 9 of the Companies (Appointment and Remuneration of Managerial Personnel) Rules, 2014]

To,

The Members,

### Jubilant Generics Limited

(CIN: U24100UP2013FLC060821)

Plot 1A, Sector 16A, Institutional Area, Noida

Gautam Buddha Nagar, Uttar Pradesh - 201301

We have conducted the secretarial audit of the compliance of applicable statutory provisions and the adherences to good corporate practices by **Jubilant Generics Limited** (hereinafter called the Company), which is an **Unlisted Public Company**. Secretarial Audit was conducted in a manner that provided us a reasonable basis for evaluating the corporate conducts/statutory compliances and expressing our opinion thereon.

### We report that-

- a) Maintenance of secretarial records are the responsibility of the management of the Company. Our responsibility is to express an opinion on these secretarial records based on our audit.
- b) We have followed the audit practices and processes as were appropriate to obtain reasonable assurance about the correctness of the contents of the secretarial records. The verification was done on test basis to ensure that correct facts are reflected in secretarial records. We believe that the processes and practices, we followed provide a reasonable basis for our opinion.
- c) We have not verified the correctness and appropriateness of the financial statements of the Company.
- d) Wherever required, we have obtained the management representation about the compliances of laws, rules and regulations and happening of events etc.
- e) The compliance of the provisions of the Corporate and other applicable laws, rules, regulations and standards is the responsibility of the management. Our examination was limited to the verification of procedures on test basis.
- f) The Secretarial Audit Report is neither an assurance as to the future viability of the Company nor of the efficacy or effectiveness with which the management has conducted the affairs of the Company.

Based on our verification of the Company's books, papers, minute books, forms and returns filed and other records maintained by the Company and also the information provided by the Company, its officers, agents and authorized representatives during the conduct of Secretarial Audit, we hereby report that in our opinion, the Company has, during the audit period covering the financial year ended on March 31, 2024 ("Audit Period") complied with the statutory provisions listed hereunder and also that the Company has proper Board processes and compliance mechanism in place to the extent, in the manner and subject to the reporting made hereinafter:

We have examined the books, papers, minute books, forms and returns filed and other records maintained by the Company for the financial year ended on March 31, 2024 according to the provisions of:

- (i) The Companies Act, 2013 (the Act) and the rules made thereunder;
- (ii) The Depositories Act, 1996 and the Regulations and Bye-laws framed thereunder;
- (iii) Foreign Exchange Management Act, 1999 and the rules and regulations made thereunder to the extent of Foreign Direct Investment and Overseas Direct Investment, wherever applicable;

We have also examined compliance with the applicable clauses of Secretarial Standards on Meetings of the Board of Directors and General Meetings issued by the Institute of Company Secretaries of India (Secretarial Standards) which the Company has complied with.

**We report that** the Company has complied with the provisions of the Act, Rules, Regulations and Guidelines to the extent applicable, as mentioned above.

- (iv) The Company is engaged in the business of development, manufacturing, distribution, sales and marketing of Dosage (formulations) Forms at its plant at Roorkee and / or CMOs, including in-licensing, out-licensing, collaboration with CROs to ensure a robust product pipeline that caters to over 50 countries and has expanded its market presence through strategic partnerships, fostering sustainable business growth. The Company also has India Branded Pharmaceuticals ("IBP")



business which caters to dosage formulations under its own brand name to the Indian market in different therapeutic areas including chronic specialties like Cardiology and Diabetes, and multi-specialty.

As informed by the management, below laws are specifically applicable to the Company:

- i) Environment (Protection) Act, 1986 and Hazardous and Other Wastes (Management and Transboundary Movement) Rules, 2016
- ii) Drugs and Cosmetics Act, 1940 & Drugs and Cosmetics Rule, 1945
- iii) Indian Boilers Act, 1923 and Indian Boiler Regulations, 1950
- iv) Petroleum Act, 1934 read with Petroleum Rules, 2002
- v) Environment (Protection) Act, 1986 and Solid Waste Management Rules, 2016
- vi) Narcotic Drugs and Psychotropic Substances Act, 1985 and Narcotic Drugs and Psychotropic Substances (Regulation of Controlled Substances) Order, 2013
- vii) Explosives Act, 1884 and Gas Cylinders Rules, 2016
- viii) Legal Metrology Act 2009 and Legal Metrology (General) Rules, 2011

We have checked the compliance management system of the Company to obtain reasonable assurance about the adequacy of systems in place to ensure compliance of specifically applicable laws and this verification was done on test basis. On the basis of our check on test basis, recording in the minutes of Board of Directors and management representation, we are of the view that the Company has ensured the compliance of laws specifically applicable on it.

**We further report that** that the Board of Directors of the Company is duly constituted. The Company, being a wholly owned subsidiary of Jubilant Pharma Limited, Singapore which is a wholly owned subsidiary of Jubilant Pharmova Limited, is not required to appoint Independent Directors under Section 149 of the Act read with Rule 4(2) of the Companies (Appointment and Qualification of Directors) Rules, 2014, as amended. However,

the Company being a material subsidiary in terms of Regulation 16 of the Listing Regulations, Jubilant Pharmova Limited had nominated Ms. Sudha Pillai as Independent Director on the Board of the Company. Further, the changes in the board of directors that took place during the audit period were carried out in compliance with the provisions of the Act.

Adequate notices were given to all directors to schedule the Board Meetings, Agenda and detailed notes on agenda were sent in advance other than meeting held at shorter notice and a system exists for seeking and obtaining further information and clarifications on the agenda items before the meeting for meaningful participation at the meeting.

Board decisions are carried out with unanimous consent and therefore, no dissenting views were required to be captured and recorded as part of the minutes.

**We further report that** there are adequate systems and processes in the Company commensurate with the size and operations of the Company to monitor and ensure compliance with applicable laws, rules, regulations and guidelines.

**We further report that** during the audit period the Board of Directors at its meeting held on May 26, 2023 and the members of the Company at the 10<sup>th</sup> Annual General Meeting held on August 29, 2023 approved the proposal of the appointment of M/s Walker Chandiook & Co LLP, Chartered Accountants as the Statutory Auditors of the Company, in place of the retiring Statutory Auditors, M/s B S R & Co. LLP, Chartered Accountants to hold office for a term of five (5) consecutive years from the conclusion of 10<sup>th</sup> Annual General Meeting till the conclusion of 15<sup>th</sup> Annual General Meeting of the Company to be held in the year 2028.

**For Sanjay Grover & Associates**

Company Secretaries

Firm Registration No.: P2001DE052900

Peer Review Certificate No.: 4268/2023

**Neeraj Arora**

Partner

Place: New Delhi

Date: May 27, 2024

CP No.: 16186 / Mem. No. F10781

UDIN.: F010781F000453014



# Secretarial Audit Report

## FOR THE FINANCIAL YEAR ENDED MARCH 31, 2024

*[Pursuant to Section 204(1) of the Companies Act, 2013 and Rule No. 9 of the Companies (Appointment and Remuneration of Managerial Personnel) Rules, 2014]*

To,

The Members,

**JUBILANT PHARMOVA LIMITED**

(CIN: L24116UP1978PLC004624)

Bhartiagram, Gajraula, Jyotiba Phoolay Nagar, Uttar Pradesh-244223

We have conducted the secretarial audit of the compliance of applicable statutory provisions and the adherence to good corporate practices by Jubilant Pharmova Limited ("hereinafter called the Company"). Secretarial Audit was conducted in a manner that provided us a reasonable basis for evaluating the corporate conducts/statutory compliances and expressing our opinion thereon.

### We report that-

- a) Maintenance of secretarial records are the responsibility of the management of the Company. Our responsibility is to express an opinion on these secretarial records based on our audit.
  - b) We have followed the audit practices and processes as were appropriate to obtain reasonable assurance about the correctness of the contents of the secretarial records. The verification was done on test basis to ensure that correct facts are reflected in secretarial records. We believe that the processes and practices, we followed provide a reasonable basis for our opinion.
  - c) We have not verified the correctness and appropriateness of the financial statements of the Company.
  - d) Wherever required, we have obtained the management representation about the compliances of laws, rules, regulations and standards and happening of events etc.
  - e) The compliance of the provisions of the corporate and other applicable laws, rules, regulations and standards is the responsibility of the management. Our examination was limited to the verification of procedures on test basis.
  - f) The Secretarial Audit Report is neither an assurance as to the future viability of the Company nor of the efficacy or effectiveness with which the management has conducted the affairs of the Company.
- Based on our verification of the Company's books, papers, minutes books, forms and returns filed and other records maintained by
- the Company and also the information provided by the Company, its officers, agents and authorized representatives during the conduct of Secretarial Audit, we hereby report that in our opinion, the Company has, during the audit period covering the financial year ended on March 31, 2024 ("Audit Period") complied with the statutory provisions listed hereunder and also that the Company has proper Board processes and compliance mechanism in place to the extent, in the manner and subject to the reporting made hereinafter.
- We have examined the books, papers, minute books, forms and returns filed and other records maintained by the Company for the financial year ended on March 31, 2024 according to the provisions of:
- (i) The Companies Act, 2013 ("the Act") and the rules made thereunder;
  - (ii) The Securities Contracts (Regulation) Act, 1956 ("SCRA") and the rules made thereunder;
  - (iii) The Depositories Act, 1996 and the Regulations and Bye-laws framed thereunder;
  - (iv) Foreign Exchange Management Act, 1999 and the rules and regulations made thereunder to the extent of Foreign Direct Investment, Overseas Direct Investment and External Commercial Borrowings, wherever applicable;
  - (v) The following Regulations and Guidelines prescribed under the Securities and Exchange Board of India Act, 1992 ("SEBI Act"):
    - (a) The Securities and Exchange Board of India (Substantial Acquisition of Shares and Takeovers) Regulations, 2011;
    - (b) The Securities and Exchange Board of India (Prohibition of Insider Trading) Regulations, 2015;
    - (c) The Securities and Exchange Board of India (Issue of Capital and Disclosure Requirements) Regulations, 2018 {Not applicable during the audit period};
    - (d) The Securities and Exchange Board of India (Share Based Employee Benefits and Sweat Equity) Regulations, 2021;
    - (e) The Securities and Exchange Board of India (Issue and Listing of Non-Convertible Securities) Regulations, 2021 {Not applicable during the audit period};



- (f) The Securities and Exchange Board of India (Registrars to an Issue and Share Transfer Agents) Regulations, 1993 regarding the Companies Act, 2013 and dealing with client;
- (g) The Securities and Exchange Board of India (Delisting of Equity Shares) Regulations, 2021 {Not applicable to the Company during the audit period};
- (h) The Securities and Exchange Board of India (Buyback of Securities) Regulations, 2018 {Not applicable to the Company during the audit period}; and
- (i) The Securities and Exchange Board of India (Listing Obligations and Disclosure Requirements) Regulations, 2015.

As informed and confirmed by the management, below laws are specifically applicable to the Company.

- a) Indian Explosives Act, 1884 and Static and Mobile Pressure Vessels (Unfired) Rules, 2016
- b) Petroleum Act, 1934 read with Petroleum Rules 2002
- c) Explosives Act, 1884 and Gas Cylinders Rules, 2016
- d) Drugs and Cosmetics Act, 1940 and Schedule M under Drugs and Cosmetics Rules, 1945 (Good manufacturing practices and requirements of premises, plant and equipment for pharmaceutical products)
- e) Legal Metrology Act, 2009 and Karnataka Legal Metrology (Enforcement) Rules, 2011
- f) Poison Act, 1919 and The Karnataka Poisons (Possession and Sale) Rules, 2015
- g) Narcotic Drugs and Psychotropic Substances Act, 1985 and Narcotic Drugs and Psychotropic Substances (Regulation of Controlled Substances) Order, 2013
- h) Drugs and Cosmetics Act, 1940 & Drugs and Cosmetics Rules, 1945
- i) Indian Boilers Act, 1923 and Indian Boiler Regulations, 1950
- j) Chemical Weapons Convention Act, 2000

We have checked the compliance management system of the Company to obtain reasonable assurance about the adequacy of systems in place to ensure compliance of specifically applicable laws and this verification was done on test basis. On the basis of our check on test basis, recording in the minutes of Board of Directors and management representation, we are of the view that the Company has ensured the compliance of laws specifically applicable on it.

We have also examined compliance with the applicable clauses of the Secretarial Standards on Meetings of the Board of Directors and on General Meetings issued by the Institute of Company Secretaries of India which has been complied with.

**We further report that** during the audit period, the Company has complied with the provisions of the Act, Rules, Regulations and Guidelines, to the extent applicable, as mentioned above.

The Company is engaged in the business of Radiopharma, Allergy Immunotherapy, CDMO Sterile Injectables, Contract Research Development and Manufacturing Organisation (CRDMO), Generics and Proprietary Novel Drugs businesses. In the Radiopharma business, the Company is involved in manufacturing and supply of Radiopharmaceuticals with a network of 46 radiopharmacies in the US. The Company's Allergy Immunotherapy business is involved in the manufacturing and supply of allergic extracts and venom products in the US and in some other markets such as Canada, Europe and Australia. The Company through its CDMO Sterile Injectables business offers manufacturing services including sterile fill and finish injectables (both liquid and lyophilization), full-service ophthalmic offer (liquids, ointments & creams) and ampoules. The CRDMO business of the Company includes the Drug Discovery Services business that provides contract research and development services through two world class research centers in Bengaluru and Noida in India and the CDMO-API business that is involved in the manufacturing of Active Pharmaceutical Ingredients.

**We further report that** the Board of Directors of the Company is duly constituted with proper balance of Executive Directors, Non-Executive Directors and Independent Directors. Further, the changes in the board of directors that took place during the audit period were carried out in compliance with the provisions of the Act.

Adequate notice was given to all directors to schedule the Board Meetings. Agenda and detailed notes on agenda were sent in advance of the meetings and a system exists for seeking and obtaining further information and clarifications on the agenda items before the meeting for meaningful participation at the meeting.

Board decisions are carried out with unanimous consent and therefore, no dissenting views were required to be captured and recorded as part of the minutes.

**We further report that** there are adequate systems and processes in the Company commensurate with the size and operations of the Company to monitor and ensure compliance with applicable laws, rules, regulations, standards and guidelines.

**We further report that** during the audit period, the Board of Directors at its meeting held on May 29, 2023 and members of the Company at the 45<sup>th</sup> Annual General Meeting held on August 31, 2023 approved the proposal of the appointment of M/s Walker Chandiok & Co LLP, Chartered Accountants as the Statutory Auditors of the Company, in place of the retiring Statutory Auditors, M/s B S R & Co. LLP, Chartered Accountants to hold office for a term of five (5) consecutive years from the conclusion of 45<sup>th</sup> Annual General Meeting till the conclusion of 50<sup>th</sup> Annual General Meeting of the Company to be held in the year 2028.

We further report that during the audit period, following Postal Ballots were held:

- a) Appointment of Mr. Priyavrat Bhartia (DIN: 00020603) as Managing Director of the Company for a period of 3 (three) years with effect from June 1, 2023. The appointment was duly approved by the members on August 21, 2023.
- b) Appointment of Mr. Arjun Shanker Bhartia (DIN: 03019690) as Joint Managing Director of the Company for a period of 3 (three) with effect from June 1, 2023. The appointment was duly approved by the members on August 21, 2023.
- c) Appointment of Mr. Jinang Pratap Parekh (DIN: 10366075) as Director of the Company effective from November 1, 2023. The appointment was duly approved by the members on January 25, 2024.
- d) Appointment of Mr. Jinang Pratap Parekh (DIN: 10366075) as a Whole-time Director of the Company for a period of three (3) years with effect from November 1, 2023. The appointment was duly approved by the members on January 25, 2024.

**For Sanjay Grover & Associates**

Company Secretaries  
Firm Registration No.: P2001DE052900  
Peer Review Certificate No.: 4268/2023

**Kapil Dev Taneja**

Partner

Place: New Delhi  
Date: May 29, 2024

CP No.: 22944 / Mem. No. F4019  
UDIN.: F004019F000479131



## Annexure - 3

**A. CONSERVATION OF ENERGY****i) Steps taken or impact on conservation of energy**

Energy conservation initiatives at Jubilant is a continual activity. Some of the major energy conservation initiatives executed in the financial year at Nanjangud site can be listed as below.

1. The unit has changed the fuel of its boilers from Biodiesel to Compressed Natural Gas (CNG). This has resulted in much lower emissions of particulate matter and sulphur di-oxide.
2. A total of 28 initiatives were executed during the financial year which resulted in an overall saving of 0.76 million units. This saving was achieved by a mix of process optimizations, usage of energy efficient fittings, closed loop controls, providing Variable frequency drives to motors etc.

Some of the major initiatives which resulted in higher savings are provided below.

1. Usage of CNG in place of Biodiesel has resulted in major monetary savings as Steam to Fuel ratio is higher for CNG.
2. Reducing the RPM of motors of circulation pumps and fans of cooling towers at ETP as well as Utility by installation of VFDs has resulted in substantial power savings.
3. Providing automatic switch off control to chillers connected to ACs in admin block after working hours has resulted energy savings.
4. Replacement of existing light fittings by energy efficient LED light fittings have also resulted in energy savings.

The above initiatives are among the 28 nos. initiatives that have resulted in an annualised energy savings of 0.76 Million Units & cost savings of ₹19.5 Million for Nanjangud site implemented during the financial Year 2023-24.

**ii) Steps taken by the Company for utilizing alternate sources of energy**

As we all are aware carbon emissions are one of the major contributors to climate change via global warming and the devastating effect of climate change is there for all of us to see. To bring down the carbon footprint, the Company continuously strives to use renewable energy. The usage of solar power, Hydro and wind energy strengthens the focus of the Company to use renewable energies.

For Financial Year 2023-24, Nanjangud site had very low Renewable energy from short term power purchase agreement due to non-availability as well as higher tariffs of renewable energy.

Total 1.8 MU of Renewable Energy was consumed which is 4.79% of total energy consumption.

Hence Jubilant has entered into a power purchase agreement for long term RE power purchase through Group Captive with a target of more than 90% RE

consumption for Financial Year 2025 onwards. The agreement has been signed for a duration (supply period) of 25 years. This will ensure that renewable energy shall be a major chunk of our overall energy mix.

**iii) Capital investment on energy conservation equipments**

During the Financial Year 2023-24, the Company made capital investment of ₹14.4 Million at Nanjangud on energy conservation proposals.

**B. TECHNOLOGY ABSORPTION****i) Efforts made towards technology absorption**

Research and Development (R&D) in the technologically intensive industry is the lynchpin of innovation and plays a vital role in developing and adopting new technologies.

At Jubilant, the basic mission of R&D remains to enhance innovation level, scientific efficiency and effectiveness in compliance with Jubilant core values.

Jubilant Pharmova is a company engaged in Radiopharma, Allergy Immunotherapy, CDMO of Sterile Injectable, Generics, Contract Research Development and Manufacturing Organisation (CRDMO) and Proprietary Novel Drugs businesses.

A team of 50+ diversely qualified best-in-class R&D scientists are working cohesively in state-of-the-art R&D centre located at Nanjangud (Mysuru) and is focusing on delivering innovative as well as quality products and platforms across the value chain of pharmaceutical research.

Our R&D performance hinges on the coherence and cohesiveness among our R&D centres where rapid exchange of knowledge takes place to keep pace with competition and to develop disruptive technologies for futures. The R&D keeps itself updated with the regulations, upcoming technological changes/upcoming technological trends and proactively aligns with pharmacopeia methods and industry best practices.

Our R&D centre conform to International Standards and are well equipped with world-class infrastructure. The Company's consistent endeavours to invest in R&D have helped in ensuring sustainable growth. R&D centre support the execution of business strategies.

Our R&D centre is process driven and have a disciplined work culture. We have a strong internal audit framework in place, which ensures overall R&D regulatory compliance. Our internal audit framework monitors and controls all systems and processes within the R&D. The multi-skilled R&D team specialised across value chain of pharmaceuticals focuses on generics research in APIs across chemistry/process development of advance intermediates, speciality ingredients and analytical research. The R&D team focuses on sustainable product/process development including process intensification, absorption of technologies, and application of statistical tools viz. QbD / DoE and establishing technologies at commercial scale, which in turn create value for

our customers. Our R&D thrives on “green chemistry culture” and has developed various environment friendly and disruptive technologies, wherein many batch processes have been replaced by continuous processes, incorporated optimum atom efficiencies, recycling and reuse of solvents/reagents/ by-products targeting towards zero discharge of effluents, removal/substitution/minimisation of hazardous chemicals and replacing chemical processes with enzymatic/chemo catalysis processes. Research centre is equipped with Reaction calorimeter, FBRM Lasentec, Autoclaves (SS & Hastalloy upto 50 Kg/cm2 pressure), Rotavapour, Fluid Bed Drier, Spray Dryer, Lyophilizer, Micro reactors (Labflo and pilot) and Plug Flow Reactors. Further, our Research centre has fully equipped analytical laboratory with advanced equipment’s including LC HRMS NMR, XRD, LC-MS/MS, GC-MS, Prep-HPLC, Particle size analyser, Optical microscope, Stability chambers, Polarimeter, FT-IR, DSC, ICP-MS and Ion chromatograph.

We have evolved our production technologies including specialised proprietary know-how over a period of time with the help of R&D. We keep our options to licence-in / licence-out technologies/know-how to accelerate businesses of interest.

**ii) Benefits derived like product improvement, cost reduction, product development or import substitution**

Jubilant has an effective strategy to develop products, which are compliant with accepted standards documentation with earmarked budgets and to invest in R&D, commensurate with the business plans. R&D continuously works on cost reduction of existing products, using the same assets. We dedicate considerable resources to R&D in order to develop improved products and processes, which in turn create value for our customers.

Through our investment in R&D, together with our implementation of management tools and strategies in manufacturing, design and project management, we continue to improve our cost competitiveness and quality of production by improving the efficiency of our supply chain management and developing better processes and product development and manufacturing capacities to reduce process inefficiencies, process variations, plant inefficiencies, assets under utilisation and the time required for product and process development.

We develop new technologies at the lab scale and the scientists and manufacturing engineers work in close coordination to ensure parameters established during lab development are within the determined design space leading to seamless scale-up to commercial scale without losing on the proficiency of the process with a lead-time comparable to the best in the industry. Six Sigma initiatives at plants and R&D support the adoption of new technologies and enhance the efficiencies of our manufacturing plants to provide better services to our customers.

To preserve the value of our investment, we rely on the patent laws of the jurisdictions where we do business. In addition, we need to continue to improve our

production efficiency. Our production technologies typically incorporate specialised proprietary know-how. We have developed intellectual property by utilising internal expertise through in-house handling or through legal firms. From time to time, we may grant licenses to third parties to use our patents and know-how and may obtain licenses from others to manufacture and sell products using their technology and know-how.

The Company's R&D strategy is centered on improving the speed and yield of generic products by improved automation in the lab and practicing advanced disruptive engineering and on developing sustainable technologies. We have always demonstrated our commitment to support humanitarian efforts by bringing quality and affordable generic medicines in the market.

Our IP-enabled innovative R&D efforts have helped us avoiding any intellectual property (IP) disputes after developing outstanding designing capabilities around third party IP by identifying newer opportunities, better understanding of emerging challenges, developing alternative/innovative research strategies and creating intellectual property, which is well protected in defined geographies of our business interests. Our efforts have fructified into intellectual properties, which have grown over the years creating a strong position in generic pharmaceutical businesses in regulated markets. We protect our inventions by filing patent applications in India, US, Europe, Canada, Australia, China, International Patent Applications (PCT) etc. We pursue them till grant and maintain them in countries of business interest.

Jubilant (API) patent/application portfolio till 31 <sup>st</sup> Mar 2024		
Teams	Patent Applications Filed	Patents Granted
API	357	134

We have been conferred with various prestigious awards nationally for R&D work.

**(iii) Imported Technology: NIL**

**(iv) Expenditure incurred on Research and Development.**

(₹/ million)			
S. No.	Particulars	2023-24	2022-23
(a)	Capital	72	8
(b)	Recurring	148	273
	<b>Total</b>	<b>220</b>	<b>281</b>

**C. FOREIGN EXCHANGE EARNINGS AND OUTGO**

(₹/ million)		
Particulars	2023-24	2022-23
Foreign exchange outgo in terms of actual outflows	2,123.99	2,564.05
Foreign exchange earned in terms of actual inflows	7,306.91	7,099.66

For and on behalf of the Board

**Shyam S. Bhartia**  
Chairman  
(DIN: 00010484)

**Priyavrat Bhartia**  
Managing Director  
(DIN: 00020603)

Place: Noida  
Date: May 29, 2024



## Annexure - 4

**Particulars prescribed under Section 197(12) of the Act read with the Companies (Appointment and Remuneration of Managerial Personnel) Rules, 2014**

- i. The ratio of remuneration of each Director to the median remuneration of the employees of the Company for FY 2023-24 and the percentage increase in remuneration of each Director, Chief Financial Officer and the Company Secretary in FY 2023-24 are as under:

Sr. No.	Name and Designation of Director/ Key Managerial Personnel	% increase in Remuneration	Ratio of Remuneration of each Director to Median Remuneration of Employees
1.	Mr. Shyam S. Bhartia Chairman	-	-
2.	Mr. Hari S. Bhartia Co-Chairman	-	-
3.	Mr. Priyavrat Bhartia <sup>#4</sup> Managing Director	-	75.06:1
4.	Mr. Arjun Shanker Bhartia <sup>#5</sup> Joint Managing Director	-	75.06:1
5.	Mr. S. Sridhar Non-Executive Independent Director	27.78	2.90:1
6.	Ms. Sudha Pillai Non-Executive Independent Director	31.09	3.17:1
7.	Dr. Ashok Misra Non-Executive Independent Director	34.99	2.78:1
8.	Mr. Sushil Kumar Roongta Non-Executive Independent Director	46.88	3.11:1
9.	Mr. Vivek Mehra Non-Executive Independent Director	36.49	3.03:1
10.	Mr. Arun Seth Non-Executive Independent Director	45.29	2.41:1
11.	Mr. Shirish G. Belapure Non-Executive Independent Director	-	2.67:1
12.	Mr. Arvind Chokhany <sup>#9</sup> Group CFO and Whole-time Director	7.00	53.81:1
13.	Mr. Jinang Pratap Parekh <sup>#7</sup> Whole-Time Director	-	-
14.	Mr. Kumar Ramamurthi <sup>#6</sup> Whole-Time Director	-	-
15.	Mr. Arun Kumar Sharma <sup>#8</sup> Chief Financial Officer	-	-
16.	Mr. Naresh Kapoor Company Secretary	-	-

**Notes:**

- Mr. Shyam S. Bhartia, Chairman, Mr. Priyavrat Bhartia, Managing Director, Mr. Arjun Shanker Bhartia, Joint Managing Director have opted not to take commission and sitting fees for Financial Year 2023-24.
- 995 permanent employees were on the rolls of the Company as on March 31, 2024. Median of Total Cost to Company (CTC) on payable basis has been taken for all on-roll employees as on March 31, 2024. Median salary of all on-roll employees is ₹8,32,173.
- Remuneration of Non-Executive Independent Directors consists of sitting fees and commission payable.
- Mr. Priyavrat Bhartia was appointed as a Managing Director of the Company with effect from June 1, 2023.
- Mr. Arjun Shanker Bhartia was appointed as a Joint Managing Director of the Company with effect from June 1, 2023.
- Mr. Kumar Ramamurthi, Whole-Time Director resigned from the Board with effect from the closing business hours of October 31, 2023.
- Mr. Jinang Pratap Parekh was appointed as a Whole-time Director of the Company with effect from November 1, 2023.

8. Mr. Arun Kumar Sharma ceased to be a Chief Financial Officer of the Company with effect from the closing business hours of May 31, 2023.
  9. Mr. Arvind Chokhany, Group Chief Financial Officer & Whole-time Director was appointed as Chief Financial Officer of the Company with effect from June 1, 2023.
- ii. The percentage increase in the median remuneration of all on-roll employees in Financial Year 2023-24 was 7.56%.
  - iii. Average increase in the remuneration of employees other than managerial personnel was 8.5% in FY 2023-24. The remuneration has been paid to the Managerial Personnel in line with the resolutions approved by the Board of Directors and Shareholders, as applicable.
  - iv. Affirmation that the remuneration is as per the remuneration policy of the Company:

It is hereby affirmed that the remuneration paid is as per the Appointment and Remuneration Policy for Directors, Key Managerial Personnel and other employees.

For and on behalf of the Board

**Shyam S. Bhartia**

Chairman  
(DIN: 00010484)

Place: Noida

Date: May 29, 2024

**Priyavrat Bhartia**

Managing Director  
(DIN: 00020603)

**ANNUAL REPORT ON CORPORATE SOCIAL RESPONSIBILITY ACTIVITIES - FINANCIAL YEAR – 2023-24**

1. **Brief outline on CSR Policy of the Company:** The Corporate Social Responsibility (CSR) is a vital to Jubilant's Sustainability mandate. CSR activities at Jubilant are in accordance with the provisions of Section 135 read with Schedule VII to the Act. The CSR initiatives at the Company are in line with the United Nations Sustainable Development Goals (SDGs).

Jubilant Bhatia Foundation ('JBF'), formed in the year 2007, a not-for-profit arm of the Jubilant Bhartia Group works towards conceptualisation and implementation of CSR activities of all group companies of Jubilant. The Company's CSR activities are in Healthcare, Education & Livelihood.

With 4P (Public-Private-People-Partnership) model, the CSR activities of the Company focuses towards empowering and adding value in the lives of the communities around the area of operations of the Company. JBF's detailed activities are available on its website [www.jubilantbhartiafoundation.com](http://www.jubilantbhartiafoundation.com).

During FY 2024, with a vision to bring progressive social change through strategic multi-stakeholder partnership involving knowledge generation & sharing, experiential learning and entrepreneurial ecosystem, the Company continued working towards enhancing the quality of life of the community around the manufacturing locations. Through social intervention, the Company is catering to 150 villages and a population of over 1.2 lakh.

The brief information of CSR activities carried out by the Company is stated below:

Providing affordable basic & preventive health care through:

**Aarogya:**

- Rendering Basic Healthcare services: The aim is to provide affordable healthcare through mobile & static clinic enabled with JUBICARE - Tele-clinic platform along with need based health awareness camps.
- Combating Malnutrition: to Reap a number of benefits for both individuals and society as a whole by improving nutrition among students and communities as healthy communities tend to have lower rates of chronic diseases, such as heart disease, stroke, and diabetes, combat malnutrition program focus on awareness on adequate nutrition through experts.

**A. Muskaan-Supporting Rural Government Education to ensure inclusive and equitable quality education and promote lifelong learning opportunities for all.**

- Khushiyon Ki Pathshala: A child centric program where with teachers acting as facilitators. This project entails training of teachers on making the school more inclusive and thereby, creating a child friendly society. At the same time, it also helps in moulding the teachers' personality.
- Mobile Science Lab: The aim is to teach the students from rural backgrounds by providing hands-on science experiments through Mobile Science Lab.
- Career Counselling- to help students of rural area to make informed career.

Choices. The program included Career Counselling Wall, Skill Test, Career Handbook, Physical Career Counselling Session, Digital Career Counselling Course, Telephone Helpline for select students.

**B. Nayee Disha- Working towards providing Sustainable livelihood to the community**

- Skill Development Program that is carried out in the vocational centre at all project locations.
- JubiFarm: This initiative aims at promoting agri-business in remote areas as a source of livelihood.

**C. Rural Development- To strengthen the services in the rural areas for the community following programs were implemented:**

- Jansuvidha Kendra for community for awareness and easy access to government's social welfare scheme.
- Jansanchetna Program for emergency preparedness at village level through Emergency Response Team (ERTs).



2. Composition of Sustainability & CSR Committee

Sr. No.	Name of Director	Designation / Nature of Directorship	Number of meetings of CSR Committee held during the year	Number of meetings of CSR Committee attended during the year
1.	Dr. Ashok Misra <sup>#1</sup>	Chairperson	2	2
2.	Mr. Shyam S. Bhartia <sup>#3</sup>	Member	2	2
3.	Mr. Hari S. Bhartia <sup>#3</sup>	Member	2	2
4.	Mr. Sushil Kumar Roongta	Member	2	2
5.	Mr. Shirish G. Belapure <sup>#2</sup>	Member	-	-
6.	Mr. Priyavrat Bhartia	Member	2	1
7.	Mr. Arjun Shanker Bhartia	Member	2	1
8.	Mr. Arvind Chokhany	Member	2	2
9.	Ms. Sudha Pillai <sup>#3</sup>	Member	2	2
10.	Mr. S. Sridhar <sup>#3</sup>	Member	2	2

- Dr. Ashok Misra ceased to be a Chairperson of the Committee effective from February 2, 2024.
- Mr. Shirish G. Belapure was appointed as a member of the Committee effective from February 2, 2024.
- Mr. Shyam S. Bhartia, Mr. Hari S. Bhartia, Ms. Sudha Pillai and Mr. S. Sridhar ceased to be members of the Committee effective from February 2, 2024.
- Ms. Shivpriya Nanda was appointed as a Chairperson of the Committee effective from May 21, 2024.

3. Provide the web-link where Composition of CSR committee, CSR Policy and CSR projects approved by the board are disclosed on the website of the company <https://www.jubilantpharmova.com/investors/corporate-governance/policies-and-codes/corporate-social-responsibility-policy>

4. Provide the details of Impact assessment of CSR projects carried out in pursuance of sub-rule (3) of rule 8 of the Companies (Corporate Social Responsibility Policy) Rules, 2014, if applicable (attach the report) Not Applicable

5	(a) Average net profit of the Company as per section 135(5)	₹14,491.95 Lakhs
	(b) Two percent of average net profit of the Company as per section 135(5)	₹289.84 Lakhs
	(c) Surplus arising out of the CSR projects or programs or activities of the previous financial years	Nil
	(d) Amount required to be set off for the financial year, if any	Nil
	(e) Total CSR obligation for the financial year (5b+5c-5d)	₹289.84 Lakhs
6	(a) Amount spent on CSR Projects (both Ongoing Project and other than Ongoing Project).	₹290.00 Lakhs
	(b) Amount spent in Administrative Overheads	NIL
	(c) Amount spent on Impact Assessment, if applicable	NIL
	(d) Total amount spent for the Financial Year [(a)+(b)+(c)]	₹290.00 Lakhs
	(e) CSR amount spent or unspent for the financial year	

Total Amount Spent for the Financial Year 2023-24 (₹ in million)	Amount Unspent (in ₹)				
	Total Amount transferred to Unspent CSR Account as per section 135(6)		Amount transferred to any fund specified under Schedule VII as per second proviso to section 135(5)		
	Amount	Date of transfer	Name of the Fund	Amount	Date of transfer
₹290.00 Lakhs			NA		



(f) Excess amount for set-off, if any:

Sr. No.	Particulars	Amounts (₹ in million)
(1)	(2)	(3)
(i)	Two percent of average net profit of the company as per section 135(5)	₹289.84 Lakhs
(ii)	Total amount spent for the Financial Year	₹290.00 Lakhs
(iii)	Excess amount spent for the financial year [(ii)-(i)]	₹0.16 Lakhs
(iv)	Surplus arising out of the CSR projects or programs or activities of the previous financial years, if any	NA
(v)	Amount available for set off in succeeding financial years [(iii)-(iv)]	₹0.16 Lakhs

7. Details of Unspent CSR amount for the preceding three financial years:

Sr. No.	Preceding Financial Year (in ₹)	Amount transferred to Unspent CSR Account under section 135 (6) (in ₹)	Amount spent in the reporting Financial Year (in ₹)	Amount transferred to any fund specified under Schedule VII as per section 135(6), if any			Amount remaining to be spent in succeeding financial years (in ₹)
				Name of the Fund	Amount (in ₹)	Date of transfer	
NA							

8. Whether any capital assets have been created or acquired through Corporate Social Responsibility amount spent in the Financial Year:

Yes  No

If Yes, enter the number of Capital assets created/acquired

NA

Furnish the details relating to such asset(s) so created or acquired through Corporate Social Responsibility amount spent in the Financial Year:

Sl. No.	Short particulars of the property or asset(s) [including complete address and location of the property]	Pincode of the property or asset(s)	Date of creation	Amount of CSR amount spent	Details of entity/ Authority/ beneficiary of the registered owner		
					CSR Registration Number, if applicable	Name	Registered address
NA	NA	NA	NA	NA	NA	NA	NA

(All the fields should be captured as appearing in the revenue record, flat no, house no, Municipal Office/ Municipal Corporation/ Gram panchayat are to be specified and also the area of the immovable property as well as boundaries)

9. Specify the reason(s), if the Company has failed to spend two per cent of the average net profit as : NA per section 135(5).

For and on behalf of the Board

**Shivpriya Nanda**

Chairperson - Sustainability & CSR Committee  
(DIN: 01313356)

Place: Noida

Date: May 29, 2024

**Priyavrat Bhartia**

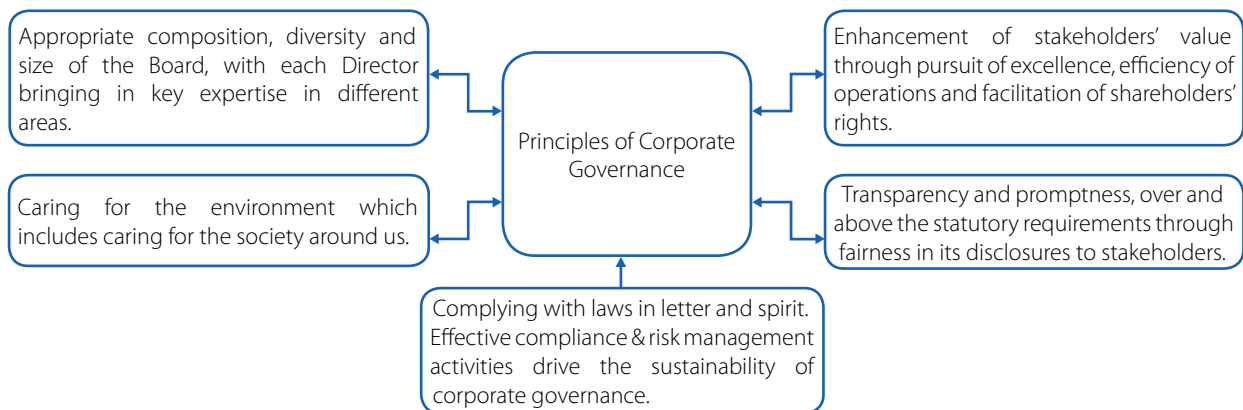
Managing Director  
(DIN: 00020603)

# Report on Corporate Governance

## A) COMPANY'S PHILOSOPHY

At Jubilant, corporate governance is a reflection of its value system, encompassing its culture, policies, and relationships with various stakeholders. Integrity and transparency are key to the corporate governance practices followed, which ensures the trust of stakeholders at all times.

The Company's Corporate Governance philosophy is led by the core principles of:



Your Company believes in delivering its promise of Caring, Sharing and Growing, which is elaborated as follows:

“We will, with utmost care for the environment and society, continue to enhance value for our customers by providing innovative products and economically efficient solutions; and for our stakeholders through growth, cost effectiveness and wise investment of resources.”

The Securities and Exchange Board of India (‘SEBI’) regulates Corporate Governance practices and disclosure for the listed companies through the SEBI (Listing Obligations and Disclosures Requirements) Regulations, 2015 (‘Listing Regulations’). The Company is in compliance with all the corporate governance norms of the Listing Regulations.

This report gives a comprehensive overview of how our governance adheres to principles of our governance framework.

## B) GOVERNANCE STRUCTURE

### (i) Board of Directors

The primary role of the Board is that of trusteeship – to protect and enhance shareholder value. As trustees, the Board has a fiduciary responsibility to ensure that the Company has clear goals aligned to shareholder value and its growth. The Board exercises independent judgement and plays a vital role in monitoring the

Company's affairs. The Board of Directors and its Committees provide effective leadership and strategic guidance to the Company's management while discharging its fiduciary responsibilities, thereby ensuring that the management adheres to the high standards of ethics, transparency and disclosures.

### (ii) Key functions of the Board

The Board performs various statutory and other functions in connection with managing the affairs of the Company. The key functions performed by the Board of Jubilant are:

- a. Reviewing and guiding corporate strategy, major plans of action, annual budgets and business plans, setting performance objectives, monitoring corporate performance and overseeing major capital expenditures, acquisitions and divestments.
- b. Monitoring effectiveness of the Company's governance practices and making changes as and when needed.
- c. Selection, fixation of compensation and performance review of Key Managerial Personnel and overseeing succession planning.
- d. Exercising independent judgement on corporate affairs.



- e. Aligning remuneration of the Key Managerial Personnel and the Board with long term interests of the Company and its shareholders.
- f. Ensuring a transparent Board nomination process with the diversity of thought, experience, knowledge, perspective and gender in the Board.
- g. Monitoring and managing potential conflicts of interest of management, Board members and shareholders, including misuse of corporate assets and abuse in related party transactions.
- h. Ensuring integrity of the Company's accounting and financial reporting systems, including the independent audit and that appropriate systems of control are in place, in particular, systems for risk management, financial and operational controls and compliance with the law and relevant standards.
- i. Monitoring and reviewing Board Evaluation framework.

### (iii) Composition of Board

As on March 31, 2024, the Board comprises of an optimum combination of Executive and Non-Executive Directors as required under the Companies Act, 2013 ('Act') and Listing Regulations. The Company's Board of Directors consists of thirteen (13) Directors, four (4) of which are Executive Directors, seven (7) are Non-Executive Independent Directors (including one (1) Women Director) and two (2) are Non-Executive Non-Independent Directors. The composition of the Board is in conformity with Regulation 17(1) of the Listing Regulations read with Section 149 of the Act. Brief profile of Directors is available at Company's website at [www.jubilantpharmova.com](http://www.jubilantpharmova.com).

### (iv) Independent Directors

The Independent Directors of the Company have been appointed in compliance with the requirements of the Act and Listing Regulations. The Company has issued a letter of appointment to all the Independent Directors detailing their roles, duties, responsibilities, etc. and terms and conditions thereof have been disclosed on the website of the Company at [www.jubilantpharmova.com](http://www.jubilantpharmova.com). At the time of appointment and thereafter at beginning of each financial year, the Independent Directors submit a self-declaration confirming their independence and compliance with eligibility criteria mentioned under the Act and Listing Regulations including registration of their names as an Independent Director in the data bank maintained with the Indian Institute of Corporate Affairs. During the financial year 2023-24, none of the Independent Directors resigned before expiry of his/her term.

The tenure of Independent Directors is five (5) consecutive years from the date of their appointment/re-appointment. The dates of appointment/

re-appointment and tenure of the Independent Directors are given below:

Sr. No.	Name of Independent Director	Date of Appointment/ Re-appointment	Date of Completion of Tenure
1	Mr. S. Sridhar	April 1, 2019	March 31, 2024
2	Ms. Sudha Pillai	April 1, 2019	March 31, 2024
3	Dr. Ashok Misra	April 1, 2019	March 31, 2024
4	Mr. Sushil Kumar Roongta	May 23, 2022	May 22, 2027
5	Mr. Vivek Mehra	May 23, 2022	May 22, 2027
6	Mr. Arun Seth	October 22, 2023	October 21, 2028
7	Mr. Shirish G. Belapure	March 7, 2023	March 6, 2028

### (v) Independent Directors' Meeting

The Independent Directors met on July 19, 2023 and March 26, 2024 without the presence of Non-Independent Directors and members of the Management of the Company. Mr. Arun Seth, lead Independent Director, chaired the meeting. The Independent Directors, inter alia, evaluated the following:

- Performance of Non-Independent Directors, Chairperson of the Company and the Board of Directors as a whole;
- They also assessed the quality, quantity content and timeliness of the flow of information between the Company Management and the Board that is necessary for the Board to effectively and reasonably perform its duties.

### (vi) Familiarisation Programme for Independent Directors

The Company has adopted a familiarisation programme for Independent Directors with an objective of making the Independent Directors of the Company accustomed with the business and operations of the Company through various structured oriented programmes. The familiarisation programme also intends to update the Directors on a regular basis on any significant changes therein so as to be in a position to take well informed and timely decision.

The new appointee is introduced to the Company's corporate profile, operational and financial information including but not limited to giving insight of Company's vision, mission, value statement, the company's organisational structure, the Company's history, milestones, Code of Conduct for Directors & senior management and Code of Conduct for Prevention of Insider Trading along with a summary on do's and don'ts pertaining to Insider Training.

The Company provides regular updates to all the Directors by making a presentation(s) on key business developments, business & financial performance, new strategic initiatives, regulatory changes and other related matters during the Board meetings.

The details related thereto are displayed on the Company's website [www.jubilantpharmova.com](http://www.jubilantpharmova.com). The web-link for the same is <https://www.jubilantpharmova.com/investors/corporate-governance/policies-and-codes/familiarisation-programme-for-independent-directors>

**(vii) Directors & Officers Liability Insurance**

The Company has undertaken a Directors & Officers Liability Insurance for all its Directors and Officers, for a quantum and risks as determined by the Board of Directors of the Company.

**(viii) List of core skills/ expertise/ competencies identified by the Board**

The following core skills/ expertise/ competencies identified by the Board of Directors for effective functioning of the Company are available with the Directors:

Skills and Expertise of the Board	Mr. Shyam S. Bhartia	Mr. Hari S. Bhartia	Mr. S. Sridhar	Ms. Sudha Pillai	Dr. Ashok Misra	Mr. Sushil Kuma Roongta	Mr. Vivek Mehra	Mr. Arun Seth	Mr. Priyavrat Bhartia	Mr. Arjun Shanker Bhartia	Mr. Jinang Parekh	Mr. Arvind Chokhany	Mr. Shirish G. Belapure
Deep understanding of Company's business/ strategy and structure	√	√	√	√	√	√	√	√	√	√	√	√	√
Relevant Industry expertise	√	√							√	√	√	√	√
Financial acumen	√	√	√	√	√	√	√	√	√	√	√	√	√
Knowledge in Accounting and Auditing Standards and tax matters	√	√	√	√		√	√		√	√		√	
Knowledge of the Companies Act, applicable SEBI and Stock Exchange Regulations	√	√	√	√	√	√	√		√	√		√	
Knowledge of Employee Benefit Schemes and matters related to employee hiring/ skill development, gender diversity, etc.	√	√	√	√		√	√	√	√	√		√	
Entrepreneurial skills to evaluate risk and rewards and perform advisory role	√	√	√	√	√	√	√	√	√	√	√	√	√
Focus on compliance	√	√	√	√	√	√	√	√	√	√	√	√	√
Understanding of the processes and systems for defining high corporate governance standards	√	√	√	√	√	√	√	√	√	√	√	√	√
Understanding rights of Shareholders and obligations of the Management	√	√	√	√	√	√	√	√	√	√		√	√
Knowledge in global standards on Corporate Sustainability and Sustainability Reporting based on Global Reporting Initiatives (GRI) Standards	√	√	√	√	√	√		√	√	√		√	√
Experience in Risk Management/ Operational Risk Management/ Financial Risk Assessment	√	√	√	√	√	√		√	√	√	√	√	√
Information Technology skills	√	√	√	√	√	√		√	√	√	√	√	√

**(ix) Confirmation of Independence**

In the opinion of Board, all Independent Directors fulfil the conditions of independence as specified in the Listing Regulations and they are independent of the Management of the Company. A Declaration of Independence received from all Independent Directors have been taken on record.

**(x) Meetings of the Board**

Meetings of the Board are normally held at the Corporate Office of the Company at 1A, Sector 16A,

Noida-201 301, Uttar Pradesh, India. The facility to attend the meeting through Video Conferencing is provided to Board members, who are unable to attend the meeting in person. During the year, Jubilant's Board met five (5) times i.e. on May 29, 2023, July 19, 2023, October 27, 2023, February 2, 2024 and March 26, 2024. The gap between any two (2) meetings never exceeded one hundred and twenty (120) days as per the requirements of the Act and Regulation 17(2) of the Listing Regulations.

An annual calendar of meetings is prepared well in advance and shared with the Board members before



commencement of the year to enable them to plan their attendance at the meetings. All Directors are expected to attend the Board and Committee meetings, devote necessary time for deliberation of various business agenda items with a pre read material in advance to effectively discharge their responsibilities. All Independent Directors strive to achieve a minimum 75% attendance in Board/Committee meetings.

The Board agenda is prepared by the Company Secretary in consultation with the Chairperson after taking inputs

from various functions on the items, which require approval of the Board or its Committees.

Agenda papers are sent electronically to the Directors, well in advance, before the meetings. Draft minutes of the Board and Committee meetings are circulated to the Directors of the Company for their comments and thereafter, noted by the Board/Committees at the next meeting in compliance with the Act and Secretarial Standards issued by the Institute of Company Secretaries of India.

**Composition of the Board as on March 31, 2024 and attendance at the Board meetings and the Annual General Meeting of the Company held during the financial year 2023-24 is as follows:**

Name and Designation	Category	Attendance at Meetings		
		No. of Board Meetings		AGM held on August 31, 2023
		Held during tenure	Attended	
Mr. Shyam S. Bhartia <sup>1</sup> (DIN: 00010484) Chairman	Non-Executive and Promoter	5	5	Yes
Mr. Hari S. Bhartia <sup>1&amp;2</sup> (DIN: 00010499) Co-Chairman	Non-Executive and Promoter	5	5	No
Mr. S. Sridhar <sup>3</sup> (DIN: 00004272) Director	Non-Executive Independent	5	5	Yes
Ms. Sudha Pillai <sup>3</sup> (DIN: 02263950) Director	Non-Executive Independent	5	5	Yes
Dr. Ashok Misra <sup>3</sup> (DIN: 00006051) Director	Non-Executive Independent	5	5	Yes
Mr. Sushil Kumar Roongta (DIN: 00309302) Director	Non-Executive Independent	5	5	Yes
Mr. Vivek Mehra (DIN: 00101328) Director	Non-Executive Independent	5	5	Yes
Mr. Arun Seth <sup>4</sup> (DIN: 00204434) Director	Non-Executive Independent	5	4	Yes
Mr. Shirish G. Belapure <sup>5</sup> (DIN: 02219458) Director	Non-Executive Independent	5	5	Yes
Mr. Priyavrat Bhartia <sup>1&amp;6</sup> (DIN: 00020603) Managing Director	Executive and Promoter	5	3	Yes
Mr. Arjun Shanker Bhartia <sup>1&amp;7</sup> (DIN: 03019690) Joint Managing Director	Executive and Promoter	5	5	Yes

Name and Designation	Category	Attendance at Meetings		
		No. of Board Meetings		AGM held on August 31, 2023
		Held during tenure	Attended	
Mr. Arvind Chokhany <sup>8</sup> (DIN: 06668147) Group Chief Financial Officer and Whole-time Director	Executive - Non Independent	5	5	Yes
Mr. Kumar Ramamurthi <sup>9</sup> (DIN: 09139426) Whole-time Director	Executive - Non Independent	3	3	Yes
Mr. Jinang Pratap Parekh <sup>10</sup> (DIN: 10366075) Whole-time Director	Executive - Non Independent	2	2	Yes

**Notes:**

- Mr. Shyam S. Bhartia and Mr. Hari S. Bhartia are related to each other, being brothers. Further, Mr. Priyavrat Bhartia is son of Mr. Shyam S. Bhartia and Mr. Arjun Shanker Bhartia is son of Mr. Hari S. Bhartia.
- Mr. Hari S. Bhartia (DIN: 00010499) stepped down from the position of Managing Director of the Company effective from the close of business hours of May 31, 2023 and continued as Co-Chairman, Non-Executive Director on the Board of the Company.
- Mr. S. Sridhar (DIN: 00004272), Ms. Sudha Pillai (DIN: 02263950) and Dr. Ashok Misra (DIN: 00006051), Independent Directors of the Company, completed their second term on March 31, 2024 and accordingly ceased to be an Independent Director on Board of the Company with effect from the closing hours of March 31, 2024.
- Shareholders have, at the Annual General Meeting (AGM) held on August 31, 2023, approved the re-appointment of Mr. Arun Seth (DIN: 00204434) as Independent Director of the Company for another term of five (5) consecutive years effective from October 22, 2023.
- The Board on the recommendation of Nomination, Remuneration and Compensation Committee appointed Mr. Shirish G. Belapure (DIN: 02219458) as Non-Executive Independent Director for a period of five (5) years effective from March 7, 2023. His appointment has been duly approved by the shareholders of the Company by way of Special Resolution passed through postal ballot on April 12, 2023.
- The Board on the recommendation of Nomination, Remuneration and Compensation Committee appointed Mr. Priyavrat Bhartia (DIN: 00020603) as a Managing Director of the Company. The tenure of the appointment is three (3) years effective from June 1, 2023. The same has been duly approved by the shareholders of the Company by way of Special Resolution passed through postal ballot on August 21, 2023.
- The Board on the recommendation of Nomination, Remuneration and Compensation Committee appointed Mr. Arjun Shanker Bhartia (DIN: 03019690) as Joint Managing Director of the Company. The tenure of the appointment is three (3) years effective from June 1, 2023. The same has been duly approved by the shareholders of the Company by way of Special Resolution passed through postal ballot on August 21, 2023.
- The Board on the recommendation of Nomination, Remuneration and Compensation Committee re-appointed Mr. Arvind Chokhany (DIN: 06668147) as Whole-time Director (Designated as Group Chief Financial Officer and Whole-time Director) of the Company for a further period of three (3) years effective from April 1, 2024, subject to approval of the shareholders of the Company.
- Mr. Kumar Ramamurthi (DIN: 09139426) ceased to be a Whole-time Director of the Company effective from close of business hours of October 31, 2023.
- The Board on the recommendation of Nomination, Remuneration and Compensation Committee appointed Mr. Jinang Pratap Parekh (DIN: 10366075) as Whole-time Director of the Company for a period of three (3) years effective from November 1, 2023. His appointment has been duly approved by the shareholders of the Company by way of Special Resolution passed through postal ballot on January 25, 2024. Mr. Jinang Pratap Parekh tendered his resignation from the Board with effect from the closing business hours of May 31, 2024.
- The Board on the recommendation of Nomination, Remuneration and Compensation Committee appointed Dr. Harsh Mahajan (DIN: 00824227) and Ms. Shivpriya Nanda (DIN: 01313356) as Non-Executive Independent Directors on the Board of the Company effective from April 1, 2024 for an initial term of five (5) years i.e. upto March 31, 2029, subject to the approval of the shareholders to be obtained within three (3) months hereof. In the opinion of the Board, Dr. Harsh Mahajan (DIN: 00824227) and Ms. Shivpriya Nanda (DIN: 01313356) are the person of integrity and possesses relevant expertise and experience. They further fulfil the conditions of independence as specified under the Act, read with Rules thereunder and the Listing Regulations for their appointment as an Independent Director of the Company.

**(xi) Other Directorship**

Details of directorship in other bodies corporate and chairpersonship/ membership of the Board Committees held by the Directors as on March 31, 2024 are given below:

Name of Director	No. of Directorship in Other Bodies Corporate				No. of Chairpersonship/ Membership of Committees		Directorship in other listed companies and Category of Directorship
	Public Listed	Public Unlisted	Private	Foreign	Chairpersonship	Membership	
Mr. Shyam S. Bhartia	3	1	10	11	0	0	1. Jubilant FoodWorks Limited - Chairperson and Non-Executive Director
							2. Chambal Fertilisers and Chemicals Limited - Co-Chairperson and Non-Executive Director
							3. Jubilant Ingrevia Limited - Chairperson and Non-Executive Non-Independent Director
Mr. Hari S. Bhartia	4	1	8	2	0	1	1. Jubilant FoodWorks Limited - Co-chairperson and Non-Executive Non-Independent Director
							2. Shriram Pistons and Rings Limited - Independent Director
							3. Jubilant Ingrevia Limited - Co-Chairperson and Executive Director
							4. Global Health Limited - Independent Director
Mr. S. Sridhar	3	5	3	0	3	5	1. Strides Pharma Science Limited - Independent Director
							2. Shriram Finance Limited (Formerly Shriram Transport Finance Company Limited) - Independent Director
							3. Go Fashion (India) Limited - Independent Director
Ms. Sudha Pillai	3	3	0	0	4	6	1. Amber Enterprises India Limited - Independent Director
							2. Indian Energy Exchange Limited - Independent Director
							3. Jubilant Ingrevia Limited - Independent Director
Dr. Ashok Misra	1	0	2	0	0	0	1. Kirloskar Electric Company Limited - Independent Director
Mr. Sushil Kumar Roongta	5	2	0	0	3	10	1. Titagarh Rail Systems Limited (Formerly Titagarh Wagons Limited) - Independent Director
							2. Adani Power Limited- Independent Director
							3. JK Paper Limited - Non-Executive Non-Independent Director
							4. Jubilant Ingrevia Limited - Independent Director
							5. Zuari Industries Limited - Independent Director
Mr. Vivek Mehra	4	3	2	3	3	6	1. DLF Limited - Independent Director
							2. HT Media Limited - Independent Director
							3. Chambal Fertilisers and Chemicals Limited - Independent Director
							4. Havells India Limited- Independent Director



Name of Director	No. of Directorship in Other Bodies Corporate				No. of Chairpersonship/ Membership of Committees		Directorship in other listed companies and Category of Directorship
	Public Listed	Public Unlisted	Private	Foreign	Chairpersonship	Membership	
Mr. Arun Seth	3	8	5	0	1	7	1. Dixon Technologies Limited- Independent Director 2. Jubilant Ingrevia Limited - Independent Director 3. Cyber Media Research & Services Limited - Independent Director
Mr. Shirish G. Belapure	3	0	1	0	1	4	1. Albert David Limited- Independent Director 2. Natural Capsules Limited- Independent Director 3. Innova Captab Limited - Independent Director
Mr. Priyavrat Bhartia	5	1	9	0	0	4	1. Jubilant Industries Limited - Non-Executive Non-Independent Chairperson 2. HT Media Limited - Non-Executive Non-Independent Director 3. Hindustan Media Ventures Limited - Non-Executive Non-Independent Director 4. Digicontent Limited - Non-Executive Non-Independent Director 5. Jubilant Ingrevia Limited - Non-Executive Non-Independent Director
Mr. Arjun Shanker Bhartia	1	1	2	0	0	1	1. Jubilant Ingrevia Limited - Non-Executive Non-Independent Director
Mr. Arvind Chokhany	0	6	0	2	0	3	Nil
Mr. Jinang Pratap Parekh	0	0	0	0	0	0	Nil

**Notes:**

- The above Directorships include Directorships in Section 8 Companies.
- Pursuant to Regulation 26 of the Listing Regulations only the position held as Chairperson/ Member of the Audit Committee and the Stakeholders Relationship Committee of Indian Public Companies (excluding Section 8 companies), whether listed or not, have been considered.
- Pursuant to Regulation 26(1) of the Listing Regulations, none of the Directors is a member in more than ten (10) committees or act as chairperson of more than five (5) committees across all listed entities in which he/she is a Director.
- The Board on the recommendation of Nomination, Remuneration and Compensation Committee appointed Mr. Shirish G. Belapure (DIN: 02219458) as Non-Executive Independent Director for a period of five (5) years effective from March 7, 2023. His appointment has been duly approved by the shareholders of the Company by way of Special Resolution passed through postal ballot on April 12, 2023.
- Mr. Kumar Ramamurthi (DIN: 09139426) ceased to be a Whole-time Director of the Company effective from the close of business hours of October 31, 2023.
- The Board on the recommendation of Nomination, Remuneration and Compensation Committee appointed Mr. Jinang Pratap Parekh (DIN: 10366075) as Whole-time Director of the Company for a period of three (3) years effective from November 1, 2023. His appointment has been duly approved by the shareholders of the Company by way of Special Resolution passed through postal ballot on January 25, 2024.
- Pursuant of Regulation 17A of the Listing Regulations, a Board Member shall not be a Director in more than seven (7) listed entities and in case of person who is a Whole Time Director/ Managing Director shall not serve as an Independent Director in more than three (3) listed entities.



### (xii) Information given to the Board

The Board and its Committees have complete access to all relevant information. Such information is submitted either as a part of the agenda papers prior to the meetings or by way of presentations and discussion material during the meetings. Such information, inter alia, includes the following:

- Annual operating plans, capital budgets and updates thereon;
- Quarterly results of the Company and its operating divisions and business segments;
- Reviewing subsidiaries' operations;
- Minutes of the meetings of the Board, Board Committees, unlisted subsidiary and resolutions passed by circulation;
- Information on recruitment and remuneration of senior management below the Board level, including appointment or removal of the Chief Financial Officer and the Company Secretary;
- Show cause, demand, prosecution notices and penalty notices, which are materially important;
- Fatal and serious accidents, dangerous occurrences, any material effluent and pollution problems;
- Material defaults in financial obligations to and by the Company or substantial non-payment for goods sold by the Company;
- Issues which involve possible public or product liability claims of substantial nature;
- Details of any acquisition, joint venture or collaboration agreement including proposals for investment and divestment;
- Financial assistance to subsidiary companies;
- Transactions that involve substantial payment towards goodwill, brand equity or intellectual property;
- Significant labour problems and their proposed solutions including any significant development in Human Resources/Industrial Relations front;
- Sale of investments, subsidiaries, assets which are material in nature and not in normal course of business;
- Quarterly details of foreign exchange exposures and steps taken by the Management to limit the risks of adverse exchange rate movement, if material;
- Statement of significant transactions or arrangements made by unlisted subsidiary companies;
- Non-compliance of any regulatory, statutory or listing requirements and shareholder services such as non-payment of dividend, delay in share transfer etc.;

- Compliance reports pertaining to applicable laws and steps taken to rectify instances of non-compliances, if any;
- Approval on Corporate Social Responsibility related matters;
- Approval of related party transactions where Directors/Key Managerial Persons are interested;
- Appointment of auditors and fixation of remuneration;
- Statutory disclosures received from the Directors;
- Quarterly Compliance Certificates;
- Quarterly Compliance Report on Corporate Governance;
- Quarterly Shareholding Pattern;
- Quarterly Share price Movement with comparison;
- Cyber Security.

### (xiii) Certificate from Practicing Company Secretary on non-disqualification of Directors

The Company has obtained a certificate from the Practicing Company Secretary, Mr. Rupinder Singh Bhatia, Company Secretary in Practice (C.P. No.: 2514) confirming that none of the Directors on the Board of the Company has been debarred or disqualified from being appointed or continuing as Directors of companies by SEBI/Ministry of Corporate Affairs or any such statutory authority. The Certificate is attached as **Annexure-A**.

### (xiv) Subsidiary Governance Framework

The Company has a well-established corporate governance framework to create sound governance practices and promote best practices for its various Subsidiaries in multiple jurisdictions across the world. The Company ensures that the governance of Subsidiaries especially the material Subsidiaries reflect the same values, ethics, controls and processes as being followed at the parent Company level.

The Company maintains close relationship with the Subsidiaries Board and regularly review and encourage regular feedback on the operation of subsidiary governance framework. The Company follows a fair, transparent and ethical governance practices for its overseas Subsidiaries which is essential for achieving long term corporate goals and to enhance stakeholder's value.

## C) COMMITTEES OF THE BOARD

In compliance with the statutory requirements, the Board has constituted various Committees with specific terms of reference and scope. The objective is to focus on specific areas and make informed decisions within the authority delegated to each of the Committee. All decisions and recommendations of the Committees are placed before the Board for its information or approval. During the financial year 2023-24,

the Board has accepted all the recommendations of the Committees.

The minutes of meetings of the Committees of the Board are circulated quarterly to the Board for noting.

There are ten (10) Committees of the Board such as:

1. Audit Committee
2. Nomination, Remuneration and Compensation Committee
3. Stakeholder's Relationship Committee
4. Sustainability & CSR Committee
5. Risk Management Committee
6. Quality Committee
7. Finance Committee
8. Fund Raising Committee
9. Re-organisation Committee
10. Capital Issue Committee

#### 1. AUDIT COMMITTEE

The primary objective of the Committee is to assist the Board with oversight of:

- (i) The accuracy, integrity and transparency of the Company's financial statements with adequate and timely disclosures;
- (ii) Compliance with legal and regulatory requirements;
- (iii) The performance of the Company's independent auditors and internal auditors; and
- (iv) Acquisitions and investments made by the Company.

##### (i) Terms of Reference

The Audit Committee functions according to its terms of reference that define its authority, responsibility and reporting functions in accordance with the provisions of the Act and Regulation 18 read with Part C of Schedule II to the Listing Regulations. The terms of reference of the Committee, inter alia, includes the following:

1. Oversight of the Company's financial reporting process and disclosure of the financial information to ensure that the financial statements are correct, sufficient and credible;
2. Recommendation for appointment, remuneration and terms of appointment of cost auditors, if any and statutory auditors including their replacement or removal;
3. Approval for payment of fees to statutory auditors for any other permitted services rendered by statutory auditors;
4. Reviewing with the management, the annual financial statements and auditors' report thereon before submission to the Board for approval, with particular reference to:
  - a. Matters required to be included in the Directors' Responsibility Statement forming part of the Board's report.
  - b. Changes, if any, in accounting policies and practices and reasons for the same.
  - c. Major accounting entries involving estimates based on the exercise of judgement by management.
  - d. Significant adjustments made in the financial statements arising out of audit findings.
  - e. Compliance with listing and other legal requirements relating to financial statements.
  - f. Disclosure of any related party transactions.
  - g. Draft auditors' reports including modified opinion(s), if any;
5. Reviewing with the management, the quarterly financial statements before submission to the Board for approval;
6. Reviewing with the management, the statement of uses/application of funds raised through an issue (public issue, rights issue, preferential issue, etc.), the statement of funds utilised for purposes other than those stated in the offer document/prospectus/notice and the report submitted by the monitoring agency, monitoring the utilisation of proceeds of a public or rights issue and making appropriate recommendations to the Board to take steps in this matter;
7. Reviewing and monitoring with the management, independence and performance of statutory and internal auditors, adequacy of internal control systems and effectiveness of the audit processes;
8. Reviewing the adequacy of internal audit function including the structure of internal audit department, staffing and seniority of the official heading the department, reporting structure coverage and frequency of internal audit;
9. Discussion with internal auditors on any significant findings and follow up thereon;
10. Reviewing the findings of any internal investigations by the internal auditors into matters where there is suspected fraud or irregularity or a failure of internal control systems of a material nature and reporting the matter to the Board;
11. Discussion with statutory auditors before the audit commences, about the nature and scope of audit as well as post-audit discussion to ascertain any area of concern;
12. To look into the reasons for substantial defaults in payment to the depositors, debenture holders, shareholders (in case of non-payment of declared dividends) and creditors;



13. To review functioning of the Whistle Blower Policy (Vigil Mechanism);
14. Approval for appointment of Chief Financial Officer after assessing the qualifications, experience and background, etc. of the candidate;
15. Approval or any subsequent modification of transactions of the Company with related parties;
16. Scrutiny of inter-corporate loans and investments;
17. Valuation of undertakings or assets of the Company, wherever it is necessary;
18. Evaluation of internal financial controls and risk management system;
19. Review of management discussion and analysis of financial condition and results of operations;
20. Review of management letters/ letters of internal control weaknesses issued by the statutory auditors;
21. Review of internal audit reports relating to internal control weaknesses;
22. Review of financial statements, in particular, investments made by the subsidiary company(ies);
23. Reviewing the utilisation of loans and/ or advances from / investment by the Company in any subsidiary exceeding ₹100 Crore or 10% of the asset size of the subsidiary, whichever is lower including existing loans / advances / investments;
24. Review compliance with the provisions of the SEBI (Prohibition of Insider Trading) Regulations, 2015 and verify that the systems for internal controls are adequate and are operating effectively;
25. Consider and comment on rationale, cost-benefits and impact of schemes involving merger, demerger, amalgamation, etc. on the Company and its shareholders; and
26. Discharge any other duties or responsibilities as may be prescribed by law or as may be delegated by the Board from time to time.

## (ii) Composition

The Audit Committee comprises the following Chairperson/Member(s) as on March 31, 2024:

S. No.	Name	Designation
1.	Mr. Vivek Mehra	Chairperson
2.	Mr. Sushil Kumar Roongta	Member
3.	Mr. Arvind Chokhany	Member

The Audit Committee comprises of three (3) members, out of which two (2) are Non-Executive Independent Directors and one (1) is an Executive Director. The Chairperson of the Committee is an Independent Director. All the members of the Committee are financially literate and have accounting and financial management expertise. The Committee is constituted in line with the provisions of Listing Regulations and Companies Act.

## Compliance Officer

Mr. Naresh Kapoor, Company Secretary and Compliance Officer of the Company officiates as the Secretary to the Committee.

## Invitees

The respective CEO of various businesses, representative of Statutory Auditors, Internal Auditors and Head of the Risk and Management Assurance are the invitees to the Committee.

## (iii) Meetings, Quorum and Attendance

The Audit Committee met four (4) times during the year with a gap of not more than one hundred and twenty (120) days between two consecutive meetings. The quorum for the meetings were two (2) members or one-third (1/3) of members, whichever is higher, with atleast two (2) Independent Directors. Further, the Related Party Transactions were duly approved by Independent Directors only in terms of Listing Regulations.

Before formal meetings, a pre Audit Committee is held wherein the CFO along with other key executives takes the Audit Committee chair through key financial and strategic matters that are placed before the Audit Committee and Board.

The Chairperson of the Committee is a Non-Executive Independent Director.

During the year, the Committee met four (4) times i.e. on May 29, 2023, July 19, 2023, October 27, 2023 and February 2, 2024.

Attendance details of the members for the Audit Committee held during the FY 2023-24 is stated below:

Name of the Committee Member	Meetings held during the tenure	Meetings Attended
Mr. Vivek Mehra, Chairperson <sup>1</sup>	4	4
Mr. Sushil Kumar Roongta, Member <sup>2</sup>	-	-
Mr. Arvind Chokhany, Member	4	4
Mr. S. Sridhar, Chairperson <sup>3</sup>	4	4
Ms. Sudha Pillai, Member <sup>4</sup>	4	4
Dr. Ashok Misra, Member <sup>4</sup>	4	4
Mr. Priyavrat Bhartia, Member <sup>5</sup>	1	-

1. Mr. Vivek Mehra was re-designated as a Chairperson of the Committee effective from February 2, 2024.
2. Mr. Sushil Kumar Roongta was appointed as a member of the Committee effective from February 2, 2024 and no Committee meetings were held after his appointment till March 31, 2024.
3. Mr. S. Sridhar ceased to be a Chairperson and member of the Committee effective from February 2, 2024. He was present at the AGM held on August 31, 2023 to answer queries of the security holders as per Listing Regulations.
4. Ms. Sudha Pillai and Dr. Ashok Misra ceased to be a member of the Committee effective from February 2, 2024.
5. Mr. Priyavrat Bhartia ceased to be a member of the Committee effective from May 29, 2023.

## 2. NOMINATION, REMUNERATION AND COMPENSATION COMMITTEE

The Nomination, Remuneration and Compensation ('NRC') Committee functions according to its terms of reference that define its authority, responsibility and reporting functions in accordance with the provisions of the Act, Regulation 19 read with Part D of Schedule II to the Listing Regulations and Securities and Exchange Board of India (Share Based Employee Benefits and Sweat Equity) Regulations, 2021.

### (i) Terms of Reference

1. To identify persons who are qualified to become directors in accordance with the criteria laid down and recommend to the Board, their appointment/removal;
2. To identify persons who may be appointed in senior management in accordance with the criteria laid down and recommend to the Board, their appointment/removal;
3. Specify the manner for effective evaluation of performance of the Board, its Committees and Directors and review its implementation and compliance;
4. To formulate the criteria for determining qualifications, positive attributes and independence of a director;
5. For appointment of an Independent Director on the Board, to evaluate the balance of skills, knowledge and experience on the Board and on the basis of such evaluation, prepare a description of the role and capabilities required of an Independent Director to be appointed;

The person recommended to the Board for appointment as an Independent Director shall have the capabilities identified in such description. For the purpose of identifying suitable candidates, the Committee may:

- a. use the services of an external agency, if required
  - b. consider candidates from a wide range of backgrounds, having due regard to diversity; and
  - c. consider the time commitments of the candidates;
6. Formulating a policy on Board diversity;
  7. To formulate and recommend to the Board, policies relating to the remuneration of Directors, Key Managerial Personnel and other employees of the Company;
  8. To discharge the role envisaged under the SEBI (Share Based Employee Benefits and Sweat Equity) Regulations, 2021;

9. Recommend to the board, all remuneration, in whatever form, payable to the senior management;
10. Extend or continue the term of appointment of the independent directors on the basis of report of the performance evaluation; and
11. Discharge any other duties or responsibilities as may be prescribed by law or as may be delegated by the Board from time to time.

### (ii) Composition

The Nomination, Remuneration and Compensation Committee comprises the following Chairperson/Member(s) as on March 31, 2024:

S. No.	Name	Designation
1.	Mr. Sushil Kumar Roongta	Chairperson
2.	Mr. Shyam S. Bhartia	Member
3.	Mr. Vivek Mehra	Member

The Nomination, Remuneration & Compensation Committee comprises of three (3) members, two (2) of which are Non-Executive Independent Directors and one (1) is Non-Executive Director. The Committee is constituted in line with the provisions of Listing Regulations and Companies Act.

#### Compliance Officer

Mr. Naresh Kapoor, Company Secretary and Compliance Officer of the Company officiates as the Secretary to the Committee.

### (iii) Meetings, Quorum and Attendance

The Committee met six (6) times i.e. on May 18, 2023, May 29, 2023, July 19, 2023, October 27, 2023, February 2, 2024 and March 26, 2024. The quorum for the meeting is two (2) members or one-third (1/3) of members, whichever is greater including at least one Independent Director. The Chairperson of the Committee is a Non-Executive Independent Director.

Attendance details of the members for the Nomination, Remuneration & Compensation Committee held during FY 2023-24 is stated below:

Name of the Committee Member	Meetings held during the tenure	Meetings Attended
Mr. Sushil Kumar Roongta, Chairperson <sup>1</sup>	6	6
Mr. Shyam S. Bhartia, Member	6	6
Mr. Vivek Mehra, Member	6	6
Ms. Sudha Pillai, Chairperson <sup>2</sup>	5	5

1. Mr. Sushil Kumar Roongta re-designated as Chairperson of the Committee effective from February 2, 2024.
2. Ms. Sudha Pillai ceased to be a Chairperson of the Committee effective from February 2, 2024. She was present at the AGM held on August 31, 2023 to answer queries of the security holders as per Listing Regulations.



### 3. STAKEHOLDERS RELATIONSHIP COMMITTEE

The Stakeholders Relationship Committee's main responsibility is to ensure cordial investor relations and supervise the mechanism for redressal of investor grievances and related matters, review of adherence to the service standards adopted for security holder services, measures taken for reducing the quantum of unclaimed dividends in accordance with the Listing Regulations. Additionally, the Board has authorised the Chief Financial Officer/Company Secretary to exercise the powers of approving transfer/transmission of shares. Normally, transfers/ transmissions are approved once in a fortnight.

#### (i) Terms of Reference

1. Resolving grievances of the security holders of the Company including complaints related to transmission of shares, non-receipt of annual report, non-receipt of declared dividends, issue of new/duplicate certificates, general meetings, etc;
2. Review of measures taken for effective exercise of voting rights by the shareholders;
3. Review of adherence to the service standards adopted by the Company in respect of various services being rendered by the Registrar & Share Transfer Agent;
4. Review of various measures and initiatives taken by the Company for reducing the quantum of unclaimed dividends and ensuring timely receipt of dividend warrants/annual reports/ statutory notices by the shareholders of the Company; and
5. To discharge any other duties or responsibilities as may be prescribed by law or as may be delegated by the Board from time to time.

#### (ii) Composition

The Stakeholder Relationship Committee comprises the following Chairperson/Member(s) as on March 31, 2024:

S. No.	Name	Designation
1.	Mr. Arun Seth	Chairperson
2.	Mr. Priyavrat Bhartia	Member
3.	Mr. Arvind Chokhany	Member

The Stakeholder Relationship Committee comprises of three (3) members out of which one (1) is Non-Executive Independent Director and two (2) are Executive Directors. The Chairperson of the Committee is a Non-Executive Independent Director.

#### Compliance Officer

Mr. Naresh Kapoor, Company Secretary and Compliance Officer of the Company officiates as the Secretary to the Committee.

#### (iii) Meetings, Quorum and Attendance

The Committee meets as and when circumstances necessitate with atleast one meeting in a year. The quorum for the meetings is two (2) members or one-third (1/3) of members, whichever is higher.

During the year, one (1) Committee meeting was held on May 18, 2023.

Attendance details of the members for the Stakeholder Relationship Committee held during FY 2023-24 is stated below:

Name of the Committee Member	Meetings held during the tenure	Meetings Attended
Mr. Arun Seth, Chairperson <sup>1</sup>	1	1
Mr. Priyavrat Bhartia, Member <sup>2</sup>	-	-
Mr. Arvind Chokhany, Member	1	1
Mr. S. Sridhar, Chairperson <sup>3</sup>	1	1
Mr. Shyam S. Bhartia, Member <sup>4</sup>	1	1
Dr. Ashok Misra, Member <sup>4</sup>	1	1

1. Mr. Arun Seth re-designated as a Chairperson of the Committee effective from February 2, 2024.
2. Mr. Priyavrat Bhartia appointed as a member of the Committee effective from February 2, 2024 and no meeting was held after his nomination in Committee till March 31, 2024.
3. Mr. S. Sridhar ceased to be a Chairperson and member of the Committee effective from February 2, 2024. He also present at the AGM of the shareholders of the Company held on August 31, 2023 to answer queries of the security holders as per Listing Regulations.
4. Mr. Shyam Sunder Bhartia and Dr. Ashok Misra ceased to be a member of the Committee effective from February 2, 2024.

#### (iv) Investor Complaints

During the year, the Company received five (5) complaints, which were duly resolved to the satisfaction of the shareholders and no complaint was pending as on March 31, 2024 for disposal.

#### (v) Transmissions approved

During the year, the Company received twenty three (23) cases representing 17,160 shares for share transmission, which were duly processed and approved.

### 4. SUSTAINABILITY & CSR COMMITTEE

Sustainability & CSR Committee has been constituted to review and oversee the Sustainability and Corporate Social Responsibility ("CSR") initiatives of the Company.

#### (i) Terms of Reference

- i. Sustainability:
  - a. To take all steps and decide all matters relating to triple bottom line indicators viz. Economic, Environmental and Social factors;

- ii. CSR:
  - a. To formulate and recommend to the Board, a CSR Policy, strategy and goals, which shall indicate the activities to be undertaken by the Company;
  - b. To recommend the Annual Action Plan including amount of expenditure to be incurred on the activities referred to in the CSR Policy and review the same;
  - c. To monitor the implementation of CSR Policy including CSR projects/ programmes.
- iii. To review and implement Business Responsibility policies; and
- iv. Any other role as may be decided by the Board from time to time.

**(ii) Composition**

The Sustainability and CSR Committee comprises the following Member(s) as on March 31, 2024:

S. No.	Name	Designation
1.	Mr. Sushil Kumar Roongta	Member
2.	Mr. Shirish G. Belapure	Member
3.	Mr. Priyavrat Bhartia	Member
4.	Mr. Arjun Shanker Bhartia	Member
5.	Mr. Arvind Chokhany	Member

The Sustainability and CSR Committee comprises of five (5) Directors out of which two (2) are Non-Executive Independent Directors and three (3) are Executive Directors. The Committee is constituted in line with the provisions of Companies Act.

**Compliance Officer**

Mr. Naresh Kapoor, Company Secretary and Compliance Officer of the Company officiates as the Secretary to the Committee.

**Invitees**

The Vice President & Head CSR and Chief Sustainability Officer are the invitees of Sustainability and CSR Committee meeting.

**(iii) Meetings, Quorum and Attendance**

The Committee met twice in every six (6) months in terms of Companies Act.

During the year, the Committee met twice i.e. May 18, 2023 and October 12, 2023 ensuring that atleast one meeting is held in every six (6) months of the financial year. The quorum for the meetings is two (2) members or one-third (1/3) of members, whichever is higher.

Attendance details of the members for the Sustainability & CSR Committee held during the FY 2023-24 as stated below:

Name of the Committee Member	Meetings held during the tenure	Meetings Attended
Mr. Sushil Kumar Roongta, Member	2	2
Mr. Shirish G. Belapure, Member <sup>1</sup>	-	-
Mr. Priyavrat Bhartia, Member	2	1
Mr. Arjun Shanker Bhartia, Member	2	1
Mr. Arvind Chokhany, Member	2	2
Dr. Ashok Misra, Chairperson <sup>2</sup>	2	2
Mr. Shyam S. Bhartia, Member <sup>3</sup>	2	1
Mr. Hari S. Bhartia, Member <sup>3</sup>	2	2
Ms. Sudha Pillai, Member <sup>3</sup>	2	2
Mr. S. Sridhar, Member <sup>3</sup>	2	2

- 1. Mr. Shirish G. Belapure appointed as a member of the Committee effective from February 2, 2024.
- 2. Dr. Ashok Misra ceased to be a Chairperson and member of the Committee effective from February 2, 2024.
- 3. Mr. Shyam S. Bhartia, Mr. Hari S. Bhartia, Ms. Sudha Pillai and Mr. S. Sridhar ceased to be a member of the Committee effective from February 2, 2024.

**5. RISK MANAGEMENT COMMITTEE**

The Risk Management Committee has been constituted in compliance with the provisions of the Listing Regulations and the Act.

**(i) Terms of Reference**

- a) To formulate a Risk Management Policy which shall include:
  - i. A framework for identification of internal and external risks specifically faced by the Company, in particular including financial, operational, sectoral, sustainability (particularly ESG related risks), information, cyber security risks or any other risk as may be determined by the Committee;
  - ii. Measures for risk mitigation including systems and processes for internal control of identified risks;
  - iii. Business continuity plan.
- b) To ensure that appropriate methodology, processes and systems are in place to monitor and evaluate risks associated with the business of the Company;
- c) To monitor and oversee implementation of the risk management policy, including evaluating the adequacy of risk management systems;



- d) To periodically review the risk management policy, at least once in two years, including by considering the changing industry dynamics and evolving complexity;
- e) To keep the board of directors informed about the nature and content of its discussions, recommendations and actions to be taken;
- f) The appointment, removal and terms of remuneration of the Chief Risk Officer (if any) shall be subject to review by the Risk Management Committee;
- g) To safeguard the shareholders' interests and the Company's assets, and assist the Board in determining the nature and extent of the significant risks, including credit risk, liquidity and funding risk, market risk, product risk and reputational risk, as well as the guidelines, policies and processes for monitoring and mitigating such risks;
- h) To receive and review, as and when appropriate, reports from the Company's internal audit function on the results of risk management reviews and assessments as well as all relevant risk reports of the Company;
- i) Review the Company's procedures for detection and resolution of fraud. The Committee shall ensure that these arrangements allow proportionate and independent investigation of such matters and appropriate follow up action; and
- j) To discharge any other duties or responsibilities as may be prescribed by the law or as may be delegated to the Committee by the Board, from time to time.

## (ii) Composition

The Risk Management Committee comprises the following Chairperson/Member(s) as on March 31, 2024:

S. No.	Name	Designation
1.	Mr. Sushil Kumar Roongta	Chairperson
2.	Mr. Arun Seth	Member
3.	Mr. Shirish G. Belapure	Member
4.	Mr. Priyavrat Bhartia	Member
5.	Mr. Arjun Shanker Bhartia	Member
6.	Mr. Arvind Chokhany	Member

The Risk Management Committee comprises of six (6) members out of which three (3) are Non-Executive Independent Directors and three (3) are Executive Directors.

### Compliance Officer

Mr. Naresh Kapoor, Company Secretary and Compliance Officer of the Company officiates as the Secretary to the Committee.

### Invitee

The Vice President, Head of Risk & Management Assurance and respective business CEOs are permanent invitees to the meetings of the Committee.

### (iii) Meetings, Quorum and Attendance

The Risk Management Committee meets at least twice (2) in a year with a gap of not more than one hundred and eighty days (180) between two (2) consecutive meetings. The quorum for the meetings is two (2) members or one-third (1/3) of members, whichever is higher, including at least one (1) member of the Board of Directors in attendance.

During the year, the Committee met twice (2) on April 25, 2023 and October 12, 2023.

Attendance details of the members for the Risk Management Committee held during the FY 2023-24 as stated below:

Name of the Committee Member	Meetings held during the year	Meetings Attended
Mr. Sushil Kumar Roongta, Chairperson	2	2
Mr. Arun Seth, Member	2	2
Mr. Shirish G. Belapure, Member	2	2
Mr. Priyavrat Bhartia, Member <sup>1</sup>	1	-
Mr. Arjun Shanker Bhartia, Member <sup>1</sup>	1	-
Mr. Arvind Chokhany, Member	2	2
Mr. Hari S. Bhartia, Member <sup>2</sup>	1	1
Mr. Pramod Yadav, Member <sup>2</sup>	1	1
Mr. S. Sridhar, Member <sup>3</sup>	2	2
Ms. Sudha Pillai, Member <sup>3</sup>	2	2

1. Mr. Priyavrat Bhartia and Mr. Arjun Shanker Bhartia appointed as a member of the Committee effective from May 29, 2023.
2. Mr. Hari S. Bhartia and Mr. Pramod Yadav ceased to be a member of the Committee effective from May 29, 2023.
3. Mr. S. Sridhar and Ms. Sudha Pillai ceased to be a member of the Committee effective from February 2, 2024.

## 6. QUALITY COMMITTEE

The Committee functions according to its terms of reference that define its authority and responsibility which, inter alia, include the following:

### (i) Terms of Reference

The Committee is established to oversee and evaluate:

- (i) the Company's compliance and quality control systems and initiatives;
- (ii) the systems in place to maintain, and identify deviations from, the Company's compliance and quality control standards; and



- (iii) leadership and guidance on quality and compliance across all sites in its pursuit of excellence in quality.

**(ii) Composition**

The Quality Committee comprises the following Chairperson/Member(s) as on March 31, 2024:

S. No.	Name	Designation
1.	Mr. Shirish G. Belapure	Chairperson
2.	Mr. Sushil Kumar Roongta	Member
3.	Mr. Priyavrat Bhartia	Member
4.	Mr. Arjun Shanker Bhartia	Member

**(iii) Meetings, Quorum and Attendance**

The Committee meets as frequently as circumstances necessitate.

The quorum for the meetings is two (2) members including one (1) Independent Director.

During the year, the Committee met twice (2) i.e. on April 25, 2023 and September 14, 2023.

Attendance details of the members for the Quality Committee held during the FY 2023-24 as stated below:

Name of the Committee Member	Meetings held during the tenure	Meetings Attended
Mr. Shirish G. Belapure, Chairperson	2	2
Mr. Sushil Kumar Roongta, Member	2	2
Mr. Priyavrat Bhartia, Member	2	2
Mr. Arjun Shanker Bhartia, Member	2	2

**7. FINANCE COMMITTEE**

The Board of Directors of the Company has delegated the powers to borrow money and to avail financial assistance from banks, financial institutions, etc. to the Finance Committee.

**(i) Terms of Reference**

- To avail financial assistance from banks, financial institutions, NBFCs, mutual funds, insurance companies or any other lender by way of term loans, working capital loans or any other funding method;
- To approve creation of mortgages / charges in favour of lender;
- To give corporate guarantees to banks/financial institutions for financial assistance availed by wholly-owned subsidiaries; and
- To open, operate, transfer and close accounts with banks/ institutions outside India from time to time.

**(ii) Composition**

The Finance Committee comprises the following Chairperson/Member(s) as on March 31, 2024:

S. No.	Name	Designation
1.	Mr. Shyam S. Bhartia	Chairperson
2.	Mr. Hari S. Bhartia	Member
3.	Mr. Priyavrat Bhartia	Member
4.	Mr. Arjun Shanker Bhartia	Member
5.	Mr. Arvind Chokhany	Member

The Finance Committee comprises of five (5) members out of which two (2) are Non-Executive Directors and three (3) are Executive Directors.

**Compliance Officer**

Mr. Naresh Kapoor, Company Secretary and Compliance Officer of the Company officiates as the Secretary to the Committee.

**(iii) Meetings, Quorum and Attendance**

The Committee meets as frequently as circumstances necessitate. The quorum for the meetings is two (2) members.

During the year, the Committee met five (5) times i.e. on May 29, 2023, July 19, 2023, August 24, 2023, October 5, 2023 and October 27, 2023.

Attendance details of the members for the Finance Committee held during the FY 2023-24 as stated below:

Name of the Committee Member	Meetings held during the tenure	Meetings Attended
Mr. Shyam S. Bhartia, Chairperson	5	5
Mr. Hari S. Bhartia, Member	5	5
Mr. Priyavrat Bhartia, Member	5	4
Mr. Arjun Shanker Bhartia, Member	5	4
Mr. Arvind Chokhany, Member	5	5

**8. FUND RAISING COMMITTEE**

The Fund Raising Committee functions according to its terms of reference that define its authority and responsibility which, inter alia, include the following:

**(i) Terms of Reference**

The Committee is authorised to take all steps and decide all matters to explore the options and opportunities for raising money by listing the Pharma business and to finalise and execute the consolidation, reorganisation and listing of the Pharma business and to give loans to, make investments in and provide guarantee/ security to wholly-owned subsidiaries or any other person/ body corporate.



## (ii) Composition

The Fund Raising Committee comprises the following Chairperson/Member(s) as on March 31, 2024:

S. No.	Name	Designation
1.	Mr. Shyam S. Bhartia	Chairperson
2.	Mr. Hari S. Bhartia	Member
3.	Mr. Priyavrat Bhartia	Member
4.	Mr. Arjun Shanker Bhartia	Member
5.	Mr. Arvind Chokhany	Member

### Compliance Officer

Mr. Naresh Kapoor, Company Secretary and Compliance Officer of the Company officiates as the Secretary to the Committee.

## (iii) Meetings, Quorum and Attendance

The Committee meets as frequently as circumstances necessitate. During the year, the Committee met once i.e. on January 2, 2024. The quorum for the meetings is two (2) members.

Attendance details of the members for the Fund Raising Committee held during the FY 2023-24 as stated below:

Name of the Committee Member	Meetings held during the tenure	Meetings Attended
Mr. Shyam S. Bhartia, Chairperson	1	1
Mr. Hari S. Bhartia, Member	1	1
Mr. Priyavrat Bhartia, Member	1	-
Mr. Arjun Shanker Bhartia, Member	1	-
Mr. Arvind Chokhany, Member	1	1

## 9. RE-ORGANISATION COMMITTEE

Re-organisation Committee functions according to its terms of reference that define its authority and responsibility which, inter alia, include the following:

### (i) Terms of Reference

The role of the Committee is to facilitate in-depth evaluation of various options of corporate restructuring including demerger/ transfer of undertakings, businesses and operations of the Company on a going concern basis and their respective implications and to take other consequential actions including allotment of securities for facilitating restructuring.

### (ii) Composition

The Reorganisation Committee comprises the following Chairperson/Member(s) as on March 31, 2024:

S. No.	Name	Designation
1.	Mr. Shyam S. Bhartia	Chairperson
2.	Mr. Hari S. Bhartia	Member
3.	Mr. Sushil Kumar Roongta	Member
4.	Mr. Vivek Mehra	Member
5.	Mr. Arvind Chokhany	Member

Note: Mr. S. Sridhar ceased to be a member of the Committee effective from February 2, 2024.

The Reorganisation Committee comprises of five (5) members, out of which two (2) are Non-Executive Independent Directors, two (2) are Non-Executive Directors and one (1) is Executive Director.

### (iii) Meetings and Attendance

The Committee meets as frequently as circumstances necessitate.

During the year, no Committee meeting was held.

## 10. CAPITAL ISSUE COMMITTEE

The Capital Issue Committee functions according to its terms of reference that define its authority and responsibility which, inter alia, include the following:

### (i) Terms of Reference

The role of the Committee is to decide about the following with reference to fund raising:

1. Type of instruments.
2. Size of the issue within the overall limit approved by the Board of Directors
3. Terms and conditions of the issue / allotment/ conversion.
4. Appointment of merchant bankers, lawyers, auditors, depositories, printers and other agencies.
5. Other consequential actions as may be necessary for implementing the above referred proposal.

### (ii) Composition

The Capital Issue Committee comprises the following Chairperson/Member(s) as on March 31, 2024:

S. No.	Name	Designation
1.	Mr. Shyam S. Bhartia	Chairperson
2.	Mr. Hari S. Bhartia	Member
3.	Mr. Priyavrat Bhartia	Member
4.	Mr. Arjun Shanker Bhartia	Member

Note: Mr. S. Sridhar ceased to be a member of the Committee effective from February 2, 2024.

The Capital Issue Committee comprises of four (4) members out of which two (2) are Non-Executive Directors and two (2) are Executive Directors.

### (iii) Meetings and Quorum

The Committee meets as and when circumstances necessitate. The quorum for the meetings is two (2) members or one-third (1/3) of members, whichever is higher.

No meeting was held during the year.

## D) PERFORMANCE EVALUATION AND ITS CRITERIA

Pursuant to the provisions of the Act, the Listing Regulations and the Performance Evaluation Policy of the Company, the Board has carried out annual evaluation of its performance, its

Committees, Chairperson and Directors through a structured questionnaire process.

Performance of the Board was evaluated by each Director on the parameters such as its role and responsibilities, business risks, contribution to the development of strategy and effective risk management, understanding of operational programmes, availability of quality information in a timely manner, regular evaluation of progress towards strategic goals and operational performance, adoption of good governance practices and adequacy and length of meetings, etc. Independent Directors also carried out evaluation of the Board performance.

Board Committees were evaluated by the respective committee members on the parameters such as its role and responsibilities, effectiveness of the committee vis-a-vis assigned role, appropriateness of committee composition, timely receipt of information by the committee, effectiveness of communication by the committee with the Board, Senior Management and Key Managerial Personnel.

Performance of the Chairperson was evaluated by the Independent Directors on the parameters such as demonstration of effective leadership, contribution to the Board's work, communication with the Board, use of time and overall efficiency of Board meetings, quality of discussions at the Board meetings, process for settling Board agenda, etc.

Directors were evaluated individually by the Board of Directors (excluding the Director himself) on the parameters such as

his/ her preparedness at the Board meetings, attendance at the Board meetings, devotion of time and efforts to understand the Company and its business, quality of contribution at the Board meetings, application of knowledge and experience while considering the strategy, effectiveness of follow-up in the areas of concern, communication with Board members, Senior Management and Key Managerial Personnel, etc.

Independent Directors were additionally evaluated for their performance and fulfilment of criteria of independence and their independence from the Management. In addition, the performance evaluation of the Non Independent Directors was carried out by the Independent Directors.

The results of evaluation showed a high level of commitment and engagement of Board, its various committees and senior leadership. The results of the evaluation are shared with the Board, Chairperson of respective Committees and individual Directors. Based on the outcome of the evaluation, the Board and Committees have agreed on an action plan to further improve the effectiveness and functioning of the Board and Committees.

The Directors expressed their satisfaction with the evaluation process. During the year under review, the Committee ascertained and reconfirmed that the deployment of "questionnaire" as a methodology, is effective for evaluation of performance of Board and Committees and Individual Directors.

## E) REMUNERATION OF DIRECTORS

The details of remuneration paid to Executive Directors during the Financial Year 2023-24 are given below:

(Amount in ₹)

Sr. No.	Particulars	Mr. Hari S. Bhartia, Co-Chairman <sup>1</sup>	Mr. Priyavrat Bhartia, Managing Director <sup>2</sup>	Mr. Arjun Shanker Bhartia, Joint Managing Director <sup>3</sup>	Mr. Arvind Chokhany, Group Chief Financial Officer & Whole-time Director <sup>4</sup>	Mr. Kumar Ramamurthi, Whole-time Director <sup>5</sup>	Mr. Jinang Pratap Parekh, Whole-time Director <sup>6</sup>
1	Salary	45,00,000	2,50,00,000	2,50,00,000	1,47,87,840	40,87,350	15,76,910
2	Commission Payable (as a % of profit)	96,81,706	-	-	-	-	-
3	House Rent Allowance	27,00,000	1,25,00,000	1,25,00,000	88,72,704	24,52,410	9,46,146
4	Contribution to Provident Fund	5,40,000	-	-	17,74,544	4,90,484	1,89,231
5	Gratuity	5,58,17,308	-	-	-	34,14,462	-
6	Leave Encashment	55,48,077	-	-	-	-	-
7	Perquisite Value of Stock Options	-	-	-	-	-	-
8	Allowances/ Perquisites	1,30,95,178	2,49,66,997	2,49,66,997	1,08,92,553	84,04,133	10,66,013
9	Variable Pay	-	-	-	84,47,758	30,09,740	-
	<b>Total</b>	<b>9,18,82,269</b>	<b>6,24,66,997</b>	<b>6,24,66,997</b>	<b>4,47,75,399</b>	<b>2,18,58,579</b>	<b>37,78,300</b>

### (i) Remuneration to Managing/ Whole-Time Directors

Note: Remuneration comprises salary, allowances, commission, perquisites/ taxable value of perquisites, etc.

- Mr. Hari S. Bhartia (DIN: 00010499) stepped down from the position of Managing Director of the Company effective from close of business hours of May 31, 2023 and continues as Co-Chairman, Non-Executive Director on the Board of the Company. He also holds 3,60,885 shares of the Company.



2. The Board on the recommendation of Nomination, Remuneration and Compensation Committee appointed Mr. Priyavrat Bhartia (DIN: 00020603) as a Managing Director of the Company. The tenure of the appointment is three (3) years effective from June 1, 2023. The same has been duly approved by the shareholders of the Company by way of Special Resolution passed through postal ballot on August 21, 2023. He also holds 13,98,010 shares of the Company.
3. The Board on the recommendation of Nomination, Remuneration and Compensation Committee appointed Mr. Arjun Shanker Bhartia (DIN: 03019690) as Joint Managing Director of the Company. The tenure of the appointment is three (3) years effective from June 1, 2023. The same has been duly approved by the shareholders of the Company by way of Special Resolution passed through postal ballot on August 21, 2023.
4. Mr. Arvind Chokhany (DIN: 06668147) also holds 1,218 shares of the Company. Apart from this, he also holds 78,191 stock options.
5. Mr. Kumar Ramamurthi (DIN: 09139426) ceased to be a Whole-time Director of the Company effective from the close of business hours of October 31, 2023.
6. The Board on the recommendation of Nomination, Remuneration and Compensation Committee appointed Mr. Jinang Pratap Parekh (DIN: 10366075) as a Whole-time Director of the Company for a period of three (3) years effective from November 1, 2023. His appointment has been duly approved by the shareholders of the Company by way of Special Resolution passed through postal ballot on January 25, 2024. Mr. Jinang Pratap Parekh tendered his resignation from the Board with effect from the closing business hours of May 31, 2024.

The remuneration of the Executive Directors is fixed keeping in view their qualification, experience, capabilities, their past performance and achievements and remuneration paid to the Executive Directors of other companies which are similar to the Company in terms of nature of business, size and complexity. A suitable component of remuneration payable to the Executive Directors is linked to their individual performance as well as business performance of the Company.

#### Service Contracts, Notice Period and Severance Fees

Appointment of Managing Director and Whole-time Director(s) are contractual. Appointment of Whole-time Director is terminable on 3 months' notice or by payment of Basic Salary in lieu thereof. No severance fee is payable to Managing Director and Whole-time Director.

## (ii) Remuneration to Non-Executive Directors

The Company considers the time and efforts put in by the Non-Executive Directors in deliberations at the Board/ Committee meetings. They are remunerated by way of sitting fees for attending the meetings and commission on profit, as approved by the Board and shareholders of the Company.

Details of Equity Shares held, commission and sitting fees of the Non-Executive Directors for the year ended March 31, 2024 are given in the table below:

Name of Director	No. of Equity Shares of ₹1 held	Sitting Fees (₹)	Commission Payable (₹)	Total (₹)
Mr. Shyam S. Bhartia	5,000	-	-	-
Mr. Hari S. Bhartia <sup>3</sup>	3,60,885	-	96,81,706	96,81,706
Mr. S. Sridhar	Nil	9,15,000	15,00,000	24,15,000
Ms. Sudha Pillai	Nil	11,35,000	15,00,000	26,35,000
Dr. Ashok Misra	Nil	8,15,000	15,00,000	23,15,000
Mr. Sushil Kumar Roongta	Nil	10,85,000	15,00,000	25,85,000
Mr. Vivek Mehra	Nil	10,25,000	15,00,000	25,25,000
Mr. Arun Seth	2,000	5,05,000	15,00,000	20,05,000
Mr. Shirish G. Belapure	-	7,25,000	15,00,000	22,25,000
<b>Total</b>	<b>3,67,885</b>	<b>62,05,000</b>	<b>2,01,81,706</b>	<b>2,63,86,706</b>

Notes:

1. Mr. Shyam S. Bhartia, Chairman of the Company has opted not to take commission for the Financial Year 2023-24.
2. Other than holding Shares and remuneration indicated above, the Non-Executive Directors do not have any pecuniary relationship or transactions with the Company during the year.
3. Mr. Hari S. Bhartia (DIN: 00010499) stepped down from the position of Managing Director of the Company effective from close of business hours of May 31, 2023 and continued as Co-Chairman, Non-Executive Director on the Board of the company.

## F) GENERAL BODY MEETINGS

### (i) Date, time and location of the Annual General Meetings held during the last three (3) years

AGM	Date	Time	Location
43 <sup>rd</sup> AGM	September 22, 2021	11:00 a.m.	Video Conferencing/ Other Audio Visual Means
44 <sup>th</sup> AGM	September 26, 2022	11.00 a.m.	Video Conferencing/ Other Audio Visual Means
45 <sup>th</sup> AGM	August 31, 2023	11.00 a.m.	Video Conferencing/ Other Audio Visual Means

### (ii) Following Special Resolutions were passed at the Annual General Meetings held during the last three (3) years:

Meeting	Subject Matter of Special Resolutions Passed
43 <sup>rd</sup> AGM	<ol style="list-style-type: none"> <li>Approval for payment of Remuneration to Mr. Hari S. Bhartia, Co-Chairman and Managing Director, for the Financial Year 2021-22.</li> <li>Re-appointment of Mr. Hari S. Bhartia as Co-Chairman and Managing Director of the Company for a period of three years effective from April 1, 2022.</li> <li>Appointment of Mr. Arvind Chokhany as a Group Chief Financial Officer and Whole-time Director for a period of 3 years effective from April 1, 2021.</li> <li>Re-appointment of Mr. Sushil Kumar Roongta as an Independent Director for a term of 5 years ending on May 22, 2027.</li> <li>Re-appointment of Mr. Vivek Mehra as an Independent Director for a term of 5 years ending on May 22, 2027.</li> <li>Approval for continuation of appointment of Dr. Ashok Misra, as an Independent Director upto the completion of his present term ending on March 31, 2024, notwithstanding that he would be completing 75 years of age during his present term.</li> <li>Approval for payment of commission to Directors other than Managing Director(s) / Whole-time Director(s) in addition to sitting fees for attending meetings of the Board of Directors, Independent Directors, committee(s) of the Board, etc. not exceeding, three per cent per annum of the net profits of the Company calculated in accordance with the provisions of Section 198 and other applicable provisions, if any, of the Act.</li> </ol>
44 <sup>th</sup> AGM	<ol style="list-style-type: none"> <li>Appointment of Mr. Kumar Ramamurthi (DIN: 09139426) as Whole-time Director for a period of three (3) years effective from July 1, 2022.</li> </ol>
45 <sup>th</sup> AGM	<ol style="list-style-type: none"> <li>Re-appointment of Mr. Arun Seth (DIN: 00204434) as Independent Director of the Company for a further term of five (5) years.</li> </ol>

### (iii) Special Resolutions passed through Postal Ballot in Financial Year 2023-24

Sr. No.	Particulars of Resolutions passed through Postal Ballot on April 12, 2023	Votes in favour of Resolution	Votes Against Resolution
1.	Approval of appointment of Mr. Shirish G. Belapure (DIN: 02219458) as an Independent Director	10,73,57,722	6,06,768

Sr. No.	Particulars of Resolutions passed through Postal Ballot on August 21, 2023	Votes in favour of Resolution	Votes Against Resolution
1.	Appointment of Mr. Priyavrat Bhartia (DIN: 00020603) as Managing Director	10,52,25,762	65,10,830
2.	Appointment of Mr. Arjun Shanker Bhartia (DIN: 03019690) as Joint Managing Director	10,52,23,481	65,11,280



Sr. No.	Particulars of Resolutions passed through Postal Ballot on January 25, 2024	Votes in favour of Resolution	Votes Against Resolution
1.	Appointment of Mr. Jinang Pratap Parekh [DIN: 10366075] as a Whole-time Director of the Company	10,12,38,612	41,47,329

#### (iv) Procedure for Postal Ballot

- The postal ballot notice containing the proposed resolutions and explanatory statement is sent to the shareholder electronically containing the details of the Scrutinizer appointed by the Board for carrying out the Postal Ballot process.
- The Company has entered into an agreement with National Securities Depository Limited ('NSDL') and Central Depository Services (India) Limited ('CDSL') for providing e-voting facility to its shareholders. Under this facility, shareholders are provided an electronic platform to participate and vote on the resolutions to be passed through Postal Ballot.
- The Scrutinizer considers the Postal Ballot votes cast within 30 days of dispatch.
- The Scrutinizer submits his report to the Chairperson/ Co-Chairperson of the Company or a person authorised by them, who based on the report, announces the results.

### G) CODES AND POLICIES

The Company has established a robust framework of Codes and Policies that facilitates and reflects adoption of good governance practices. The salient Codes and Policies adopted by the Company are mentioned below:

#### i. Code of Conduct for Directors and Senior Management

The Company has formulated and implemented a Code of Conduct for the Board members and Senior Management. Requisite annual affirmations of compliance with the Code have been received from the Directors and Senior Management of the Company. A declaration to this effect signed by Mr. Priyavrat Bhartia, Managing Director is enclosed as **Annexure-B**. The Code of Conduct is posted on the Company's website <https://www.jubilantpharmova.com/investors/corporate-governance/policies-and-codes/code-of-conduct>

#### ii. Code of Conduct for Prevention of Insider Trading

The Company has adopted a Code of Conduct for Prevention of Insider Trading with a view to regulate trading in securities of the Company by the Designated Persons. The Code also includes requirements for the Structured Digital Database, prescribed format for

reporting of trading in the securities of the Company, reporting of violations to the stock exchanges etc. The Company has also implemented the Policy and Procedure for inquiry in case of leak or suspected leak of Unpublished Price Sensitive Information ('UPSI'), pursuant to the SEBI Insider Trading Regulations.

Dealing in the shares of the Company by the Designated Persons is effectively monitored for ensuring compliance with the Code. Report on dealing in the shares of the Company by the Designated Persons is placed before the Chairperson of the Audit Committee and the Board on a quarterly basis. Pursuant to the SEBI Insider Trading Regulations, the Company has established a Structured Digital Database with adequate internal controls and checks such as time stamp and audit trails. The Company has also established effective internal controls to ensure compliance with the SEBI Insider Trading Regulations. These internal controls are reviewed annually by the Audit committee and the Board of Directors to ensure effectiveness of such controls. The compliances with the SEBI Insider Trading Regulations for the financial year ended March 31, 2024 were independently reviewed by the Secretarial Auditors of the Company.

#### iii. Code of Practices and Procedures for Fair Disclosure of Unpublished Price Sensitive Information

The Company has adopted a Code of Practices and Procedures for Fair Disclosure of Unpublished Price Sensitive Information with a view to facilitate prompt, uniform and universal dissemination of unpublished price sensitive information. The Code also includes the Policy for Determination of Legitimate Purposes. The Code is posted on the Company's website <https://www.jubilantpharmova.com/investors/corporate-governance/policies-and-codes/code-of-fair-disclosures>.

#### iv. Policy for Determination of Materiality of Events and Information

The Company has adopted the Policy for Determining Materiality of Events and Information. This policy aims to ensure timely and adequate disclosure of all material and price sensitive information to the Stock Exchanges. The Policy is displayed on the Company's website <https://www.jubilantpharmova.com/investors/corporate-governance/policies-and-codes/policy-for-determination-of-materiality-of-events-and-information>.

**v. Whistle Blower Policy**

Jubilant has a robust Whistle Blower Policy and Ombudsman Process to make the workplace at Jubilant conducive to open communication regarding business practices. It enables the Directors and full time employees to voice their concerns or disclose or report fraud, unethical behaviour, violation of the Code of Conduct, questionable accounting practices, grave misconduct, etc. without fear of retaliation/ unlawful victimisation/ discrimination which is a sine qua non for an ethical organisation.

The Whistle Blower Policy has been posted on the Company's website at <https://www.jubilantpharmova.com/investors/corporate-governance/policies-and-codes/whistle-blower-policy>. The Audit Committee periodically reviews functioning of the Policy and the Ombudsperson Process. During the year, no Director or full time employee was denied access to the Chairperson of the Audit Committee.

**vi. Appointment and Remuneration Policy**

The Company has a Policy on appointment and remuneration of Directors, Key Managerial Personnel ('KMP') and Senior Management/ other employees

('Employees') of the Company. The Policy aims to ensure that the persons appointed as Directors, KMPs and Employees possess the requisite qualifications, experience, expertise and attributes commensurate to their positions and level and that the remuneration of such person is fair, reasonable and sufficient to attract, retain and motivate the personnel to manage the Company successfully. The Policy contains, inter alia, provisions pertaining to qualification, attributes and process of their appointment and removal as well as remuneration. The Policy is displayed on the Company's website and web-link for the same is: <https://www.jubilantpharmova.com/investors/corporate-governance/policies-and-codes/appointment-and-remuneration-policy>.

**vii. Policy for Determining Material Subsidiaries**

The Company has adopted a policy for Determining Material subsidiaries. This policy aims to determine material subsidiary(ies) of the Company.

Policy is displayed on the Company's website. <https://www.jubilantpharmova.com/investors/corporate-governance/policies-and-codes/policy-for-determining-material-subsidiaries>.

Based on the financial statement for the year ended March 31, 2024, details of material subsidiaries of the Company as per the criteria given in Regulation 16(1)(c) of the Listing Regulations is stated below:

Sr. No.	Name of the Company	Date of incorporation	Place of incorporation	Name of Statutory Auditors	Date of appointment of Statutory Auditors
1.	Jubilant Generics Limited	25.11.2013	India	M/s. Walker Chandiook & Co., LLP	29.08.2023
2.	Jubilant Pharma Holdings Inc*	12.09.2005	USA	-	NA
3.	Jubilant DraxImage Inc.*	18.03.2008	Canada	-	NA
4.	Jubilant HollisterStier LLC*	18.02.1999	USA	-	NA
5.	Jubilant HollisterStier Inc.*	21.09.2009	USA	-	NA

\* As per the laws of relevant jurisdiction, the accounts are not required to be audited. However, for the purpose of preparing the accounts in IFRS, M/s. Walker Chandiook & Co., LLP conducts audit of these entities for the purpose of reporting to the Board of the holding Company i.e. Jubilant Pharmova Limited.

**viii. Policy on Materiality of Related Party Transactions and Dealing with Related Party Transactions**

The Company has formulated a policy on materiality of Related Party Transactions and dealing with Related Party Transactions. This policy aims to determine the materiality of Related Party Transactions and procedure, approvals and disclosures required while dealing with Related Party.

The Policy is displayed on the Company's website <https://www.jubilantpharmova.com/investors/corporate-governance/policies-and-codes/policy-on-rpts>.

Listing Regulations. The Policy is displayed on the Company's website. The web-link for the same is: <https://www.jubilantpharmova.com/investors/corporate-governance/policies-and-codes/dividend-distribution-policy>.

**ix. Dividend Distribution Policy**

The Company has formulated and implemented the Dividend Distribution Policy in accordance with the

**x. Policy for Preservation of Documents**

The Company has a Policy for Preservation of Documents. The Policy facilitates preservation of documents in compliance with the laws applicable to various functions and departments of the Company.

**xi. Archival Policy**

The Company has an Archival Policy that lays down the process and manner of archiving the disclosures made to the Stock Exchanges under the Listing Regulations.



The Policy provides that such disclosures shall be hosted on the website of the Company for a period of five (5) years from the date of disclosure to the Stock Exchanges. The Policy also lays down the manner of archiving these disclosures after the period of Five (5) years. The Policy is posted on the Company's website at <https://www.jubilantpharmova.com/investors/corporate-governance/policies-and-codes/archival-policy>.

#### xii. Policy on Board Diversity

The Company has designed a policy which aims to achieve diversity in the Board of Directors of the Company. The policy is framed by Nomination,

Remuneration and Compensation Committee ("NRC") in compliance with the provisions of the Listing Agreement which is displayed on the Company's website <https://www.jubilantpharmova.com/investors/corporate-governance/policies-and-codes/policy-on-board-diversity>

#### xiii. Succession Plan for Board Members and Senior Management

Nomination, Remuneration and Compensation Committee reviews the succession plan in respect of senior management and Board level positions and recommendations, if any are placed before the Board for its approval.

During the FY 2023-24, the Company is having following officers in Senior Management position (as defined under Regulation 16 of the Listing Regulations).

S. No.	Name	Designation	Date of Joining	Date of Resignation
1.	Mr. Shantanu Jha	Group CHRO	November 1, 2023	-
2.	Mr. Naresh Kapoor	Company Secretary	August 1, 2022	-
3.	Mr. Jinang Parekh*	Vice President & Head, API	December 1, 2020	-
4.	Mr. Pratul Singh	Vice President - Supply Chain	February 1, 2021	-
5.	Dr. Saji Thomas	Vice President & Head-R&D (API)	August 3, 2007	-

\*Mr. Jinang Parekh has been appointed as a Whole-time Director of the Company effective from November 1, 2023.

#### xiv. Performance Evaluation Policy

The Board of the Company undertakes a formal annual evaluation of Independent Directors, Executive Directors, Non-Executive Directors and Chairperson of the Company for which the Company has a well-defined Performance Evaluation Policy which outlines the various parameters for performance evaluation.

#### xv. Code of Conduct for Employees

The Company is committed to creating and nurturing a work environment that promotes transparent business practices in accordance with the statutory and regulatory requirements. In this regard, the Company has a well defined Code of Conduct for Employees which is displayed on the Company's website <https://www.jubilantpharmova.com/careers/code-of-conduct>. The same needs to be affirmed by employees on annual basis.

#### xvi. Policy for Prevention of Sexual Harassment

The Company as an employer is committed to creating a work place that is free from all forms of sexual harassment. In order to deal with sexual harassment at workplace. The Company has implemented the policy for Prevention of Sexual Harassment Policy (POSH) with training to all employees by an external consultant having expertise in subject matter.

## H) DISCLOSURES

- (i) There are no materially significant transactions with the related parties viz. promoters, directors, their relatives or the management, subsidiaries, etc. that may have a potential conflict with the interests of the Company at large. Related Party Transactions are given at Note No. 37 to the Standalone Financial Statements;
- (ii) Listing fees for the Financial Year 2023-24 have been paid to the Stock Exchanges on which securities of the Company are listed;
- (iii) Detailed note on the risk management is included in the Management Discussion and Analysis section;
- (iv) Commodity Price Risks/ Foreign Exchange Risk and Hedging Activities: Your Company was exposed to currency risk to the extent that there is a mismatch between the currencies in which sales, purchases and borrowings are denominated and the functional currency of the Company.

The Company follows a natural hedge driven currency risk mitigation policy to the extent possible. Any residual risk is evaluated and appropriate risk mitigating steps are taken, including but not limited to, entering into forward contract and interest rate swap.

As per the Company's Policy for Determination of Materiality of Events and Information, your Company



does not have material exposure of any commodity and accordingly, no hedging activities for the same are carried out. Therefore, there is no disclosure to offer in terms of SEBI Circular No. SEBI/HO/CFD/CMD1/CIR/P/2018/0000000141 dated November 15, 2018;

- (v) **Fees paid to Statutory Auditors:** The Company and its subsidiaries have paid an aggregate fees of ₹11 million to the Statutory Auditors and its network firms/ entities for audit and non-audit services availed during the Financial Year 2023-24;
- (vi) Disclosure in relation to the Sexual Harassment of Women at Workplace (Prevention, Prohibition and Redressal) Act, 2013 is as under:

Sr. No.	Particulars	Details
1	Number of complaints filed during the Financial Year 2023-24	2
2	Number of complaints disposed of during the Financial Year 2023-24	2
3	Number of complaints pending as at the end of the Financial Year 2023-24	Nil

The Complaints were referred to Internal Complaints Committee and the same were investigated and closed with appropriate action.

- (vii) The Company and its subsidiaries have not given Loans and advances in the nature of loans to the firms/companies in which directors are interested;
- (viii) The Company has complied with the requirements pertaining to Corporate Governance specified in Regulations 17 to 27 and Clauses (b) to (i) of sub-regulation (2) of Regulation 46 of the Listing Regulations;
- (ix) There is no proceeding pending under the Insolvency and Bankruptcy Code, 2016;
- (x) There are no agreements entered binding the Company under clause 5A of paragraph A of Part A of Schedule III of the Listing Regulations.

## I) MEANS OF COMMUNICATION

- (i) The quarterly results are regularly submitted to the Stock Exchanges and are published in leading business newspaper of the country 'Mint' and regional newspaper 'Hindustan' in compliance with the Listing Regulations.
- (ii) The official news releases including the quarterly, half yearly and annual results and presentations are posted on the Company's website [www.jubilantpharmova.com](http://www.jubilantpharmova.com).
- (iii) Various sections of the Company's website [www.jubilantpharmova.com](http://www.jubilantpharmova.com) keep the investors updated on material developments of the Company by providing key and timely information like details of Directors, financial information, press releases, presentations, stock information, etc.

- (iv) Regular communications are sent to the shareholders including e-mailing of quarterly results and press release just after release to the Stock Exchanges, e-mailing of Annual Reports and Corporate Sustainability Reports. Maintaining user friendly Investor Section on the website of the Company [www.jubilantpharmova.com](http://www.jubilantpharmova.com).
- (v) Disclosures made to the Stock Exchanges are promptly uploaded on the website of the Company for information of the Investors
- (vi) Online feedback form is placed on the website of the Company to enable the shareholders to provide feedback about shareholder services.
- (vii) The Company diligently works towards excellence in stakeholder communication. It believes in sharing all material information that may directly or indirectly affect the financial and operational performance of the Company and consequently the share price.
- (viii) A detailed presentation on the financials and business highlights is released to the stock exchanges after the Board approves the results every quarter. The Company also conducts meetings with investors to brief them about the Company's ongoing performance/initiatives and respond to their queries and concern. The Company, as a process, disseminates material information on specific business updates through press releases, as appropriate. All historical and latest information updates are promptly available on the 'Investors' section of the Company's website for reference.
- (ix) A dedicated e-mail address viz. [investors@jubl.com](mailto:investors@jubl.com) for interacting on various matters with respect to share transfer, transmission, dividends and other related issues with the Company Secretary and Compliance Officer.

## J) GENERAL SHAREHOLDER INFORMATION

### (i) Date, time and venue of 46<sup>th</sup> Annual General Meeting

Day	:	Friday
Date	:	August 30, 2024
Time	:	11.00 A.M. (IST)
Place	:	Audio-Visual means

### (ii) Financial Year and Financial Calendar

The Company observes April 1 to March 31 as its Financial Year. The Financial Calendar for the year 2024-25 is as follows:

Item	Tentative Dates*
First Quarter Results	July 19, 2024
Second Quarter Results	October 25, 2024
Third Quarter Results	January 31, 2025
Audited Annual Results for the year	May 16, 2025

\*These dates are subject to change.

**(iii) Dividend Payment Dates**

As per the Notice convening the 46<sup>th</sup> Annual General Meeting. The Dividend, if declared, will be paid within thirty (30) days from the date of the Annual General Meeting.

**(iv) Listing**

The names of the Stock Exchanges at which the securities of the Company are listed and the respective stock codes are as under:

Sr. No.	Name and Address of the Stock Exchange	Security Listed	Stock Code
1.	BSE Limited Phiroze Jeejeebhoy Towers, Dalal Street, Mumbai - 400 001	Equity Shares	530019
2.	National Stock Exchange of India Limited Exchange Plaza, C-1, Block G, Bandra Kurla Complex, Bandra (E), Mumbai - 400 051	Equity Shares	JUBLPHARMA

**(v) Market Information**

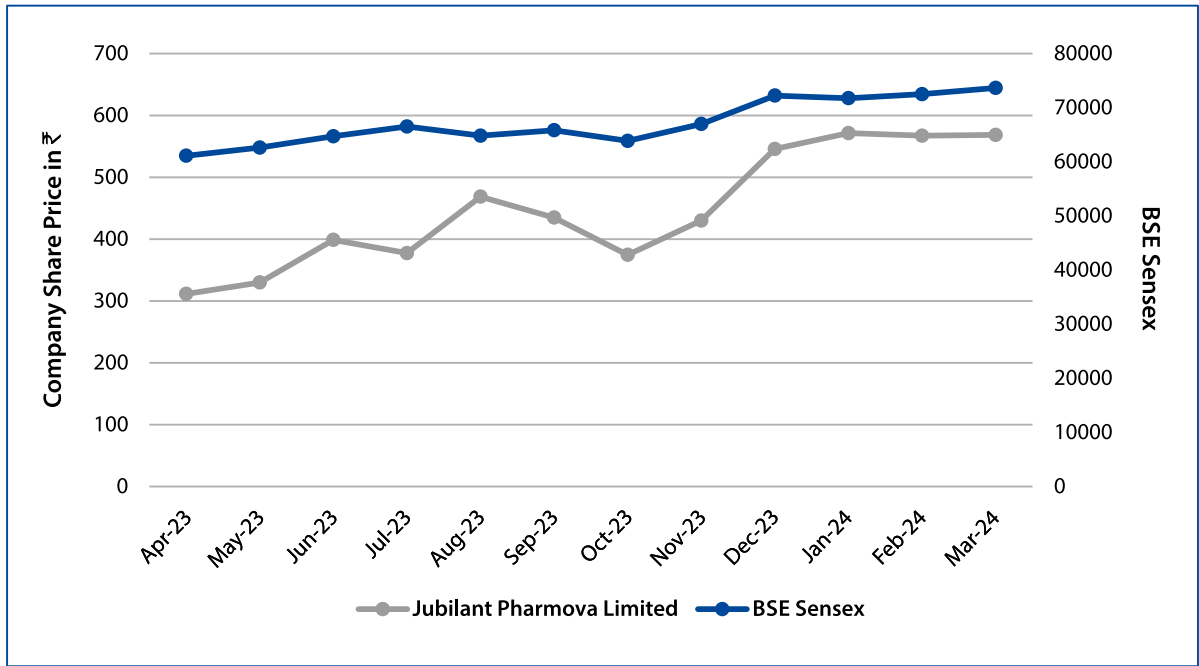
Monthly high/ low of the market price of the Company's Equity Shares (of ₹1 each) traded on the Stock Exchanges during the Financial year 2023-24 is given hereunder:

**(Amount in ₹)**

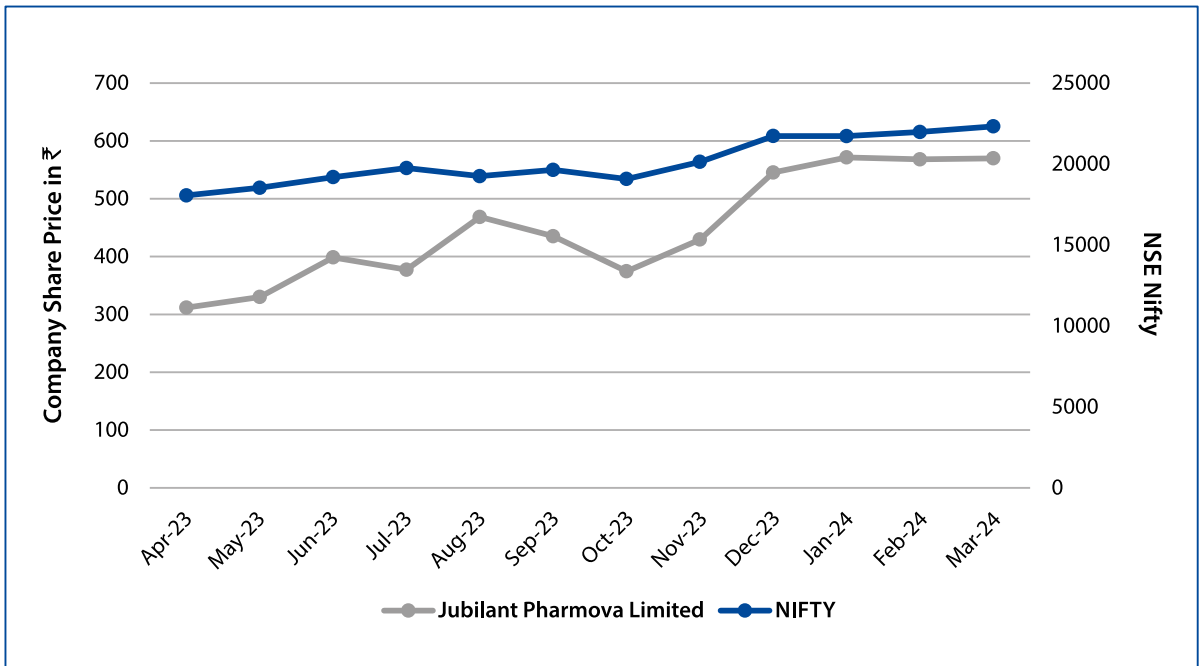
Month	BSE Limited		National Stock Exchange of India Limited	
	High	Low	High	Low
Apr-23	319.00	279.05	318.75	279.60
May-23	367.00	306.00	367.70	305.00
Jun-23	418.95	329.70	418.90	329.65
Jul-23	411.00	360.85	410.65	363.60
Aug-23	475.00	365.75	476.00	369.10
Sep-23	484.55	415.60	485.10	419.15
Oct-23	450.00	319.30	444.95	318.75
Nov-23	444.00	370.80	443.90	370.45
Dec-23	550.80	429.25	550.80	428.75
Jan-24	598.20	532.05	598.20	532.15
Feb-24	627.00	545.95	627.45	546.15
Mar-24	612.00	538.80	612.00	538.05

**(vi) Performance of the Company's Equity Shares vis-a-vis BSE Sensex and Nifty during Financial Year 2023-24****(Amount in ₹)**

Month	BSE SENSEX	Company Share Price on BSE	NSE NIFTY	Company Share Price on NSE
	Close	Close	Close	Close
Apr-23	61112.44	311.35	18065.00	311.75
May-23	62622.24	329.85	18534.40	330.10
Jun-23	64718.56	398.80	19189.05	398.55
Jul-23	66527.67	377.45	19753.80	377.35
Aug-23	64831.41	468.65	19253.80	468.55
Sep-23	65828.41	434.85	19638.30	435.15
Oct-23	63874.93	374.50	19079.60	374.55
Nov-23	66988.44	429.95	20133.15	429.45
Dec-23	72240.26	545.75	21731.40	545.45
Jan-24	71752.11	571.45	21725.70	571.45
Feb-24	72500.30	567.20	21982.80	568.20
Mar-24	73651.35	568.50	22326.90	569.90



The above graph is based on the monthly closing price of equity shares of the Company on BSE and monthly closing price of BSE Sensex.



The above graph is based on the monthly closing price of equity shares of the Company on NSE and monthly closing of Nifty..

**(vii) Growth in Equity Capital**

Year	Particulars	Increase in Number of Shares	Cumulative Number of Shares	Face Value (₹)/Per Share
1978	Issue of Shares to initial subscribers	1,200	1,200	10
1981	Issued to Indian promoters	608,370	609,570	10
1981	Issued to Foreign collaborators	655,430	1,265,000	10
1981	Issued to Public through public issue	2,200,000	3,465,000	10
1982-1983	Rights Issue 1:5	693,000	4,158,000	10
1984-1985	Forfeited on account of non-payment of allotment money	(3,200)	4,154,800	10
1986-1987	Conversion of loan into Equity Shares	1,006,180	5,160,980	10
1995-1996	Issued to shareholders of Ramganga Fertilizers Limited upon merger with the Company	256,522	5,417,502	10
1999-2000	Issued to shareholders of Anichem India Limited and Enpro Speciality Chemicals Limited upon merger with the Company	839,897	6,257,399	10
2001-2002	Conversion of 1,500,000 Warrants issued to promoters on preferential basis	1,500,000	7,757,399	10
2002-2003	Sub-division of shares from ₹10 to ₹5	7,757,399	15,514,798	5
2002-2003	Cancellation of shares as per Scheme of Amalgamation of the Company with Vam Leasing Limited and Vam Investments Limited	(851,234)	14,663,564	5
2003-2004	Issue of Bonus Shares in the ratio of 3:5	8,798,139	23,461,703	5
2004-2005	Issued to foreign investors on preferential basis	2,424,273	25,885,976	5
2004-2005	Part conversion of FCCBs	27,379	25,913,355	5
2005-2006	Part conversion of FCCBs	1,448,348	27,361,703	5
2005-2006	Issued to foreign investors on preferential basis	990,000	28,351,703	5
2005-2006	Sub-division of shares from ₹5 to ₹1	113,406,812	141,758,515	1
2005-2006	Part conversion of FCCBs	684,480	142,442,995	1
2006-2007	Part conversion of FCCBs	999,339	143,442,334	1
2006-2007	Issue of shares upon exercise of Options under Jubilant Employees Stock Option Plan, 2005	3,000	143,445,334	1
2007-2008	Part conversion of FCCBs	2,675,375	146,120,709	1
2007-2008	Issue of shares upon exercise of Options under Jubilant Employees Stock Option Plan, 2005	65,205	146,185,914	1
2008-2009	Issue of shares upon exercise of Options under Jubilant Employees Stock Option Plan, 2005	46,630	146,232,544	1
2008-2009	Part conversion of FCCBs	1,309,714	147,542,258	1
2009-2010	Issue of Shares to Qualified Institutional Buyers	11,237,517	158,779,775	1
2010-2011	Issue of Shares under Scheme of Amalgamation & Demerger with Jubilant Industries Limited and Others	501,364	159,281,139	1

Note: Pursuant to the Composite Scheme of Arrangement between the Company, Jubilant Ingrevia Limited and others, the Company had issued and cancelled equivalent number of shares i.e. 6,29,43,636 equity shares of ₹1 each to the equity shareholders of the Transferor Companies in two stages, during the Financial Year 2020-21. Therefore, there was no change in the paid up share capital of the Company on account of allotment of the equity shares.

**(viii) Appreciation in Share Price**

A person who invested ₹1 lac in the Company in April, 2001 has holdings worth approximately ₹275.02 Lacs now as computed below:

Date	Action	No. of Resultant Shares of JPM	Face Value of JPM Shares (₹)	No. of Resultant Shares of JIL/ JVL	Face Value of JIL / JVL Shares (₹)
April 2, 2001	Purchased shares @ ₹62.90 per share (BSE Opening Price)	1,589.83	10	NA	NA
November 21, 2002	Sub-division of shares from ₹10 to ₹5	3,179.65	5	NA	NA
March 18, 2004	Issue of Bonus Shares 3:5	5,087.44	5	NA	NA
March 24, 2006	Sub-division of shares from ₹5 to ₹1	25,437.20	1	NA	NA
November 26, 2010	Issue of Shares by JIL pursuant to Demerger	-	-	1,271.86	10
February 15, 2021	Issue of Shares by JVL pursuant to Demerger	-	-	25,437.20	1

- (i) Market Value of 25,437.20 Equity Shares of JPM as at the end of Financial Year 2023-24 @ ₹569.90 per share was 144.96 Lacs.
- (ii) Market Value of 1,271.86 Equity Shares of JIL as at the end of Financial Year 2023-24 @ ₹1,173.05 per share was ₹14.91 Lacs.
- (iii) Market Value of 25,437.20 Equity Shares of JVL as at the end of Financial Year 2023-24 @ ₹452.70 per share was ₹115.15 Lacs.

(Note: JPM means Jubilant Pharmova Limited, JIL means Jubilant Industries Limited and JVL means Jubilant Ingrevia Limited)

**(ix) Compliance Officer**

Mr. Naresh Kapoor acts as a Company Secretary and Compliance Officer of the Company.

Contact no. is +91-120-4361000; Address: 1A, Sector 16A, Noida - 201 301, Uttar Pradesh, Fax no. +91-120-4234895 and e-mail ID is [investors@jubl.com](mailto:investors@jubl.com).

**(x) Registrar and Transfer Agent**

For securities related matters, investors are requested to correspond with the Company's Registrar and Transfer Agents - Alankit Assignments Limited quoting their Folio No. / DP ID & Client ID at the following address:

Mr. Vijay Pratap Singh, Alankit Assignments Limited (Unit: Jubilant Pharmova Limited), 205-208 Anarkali Complex, Jhandewalan Extension, New Delhi-110055; Tel: +91-11-42541234; E-mail: [vijayps1@alankit.com](mailto:vijayps1@alankit.com), [rta@alankit.com](mailto:rta@alankit.com).

**(xi) Share Transfer System**

Trading in equity shares of the Company is permitted only in dematerialised form. The dematerialised shares are directly transferred by the depositories to the beneficiaries. Members holding shares in physical form are, therefore, advised to convert their shares in dematerialised form.

**(xii) Shareholder Satisfaction Survey**

The Company offers the facility of online survey to assess the shareholders' satisfaction level for investor services rendered by the Company. The shareholders can submit their feedback for investor services on the parameters by accessing the web-link: <https://www.jubilantpharmova.com/investors/investor-feedback-form>

**(xiii) Distribution of Shareholding as on March 31, 2024**

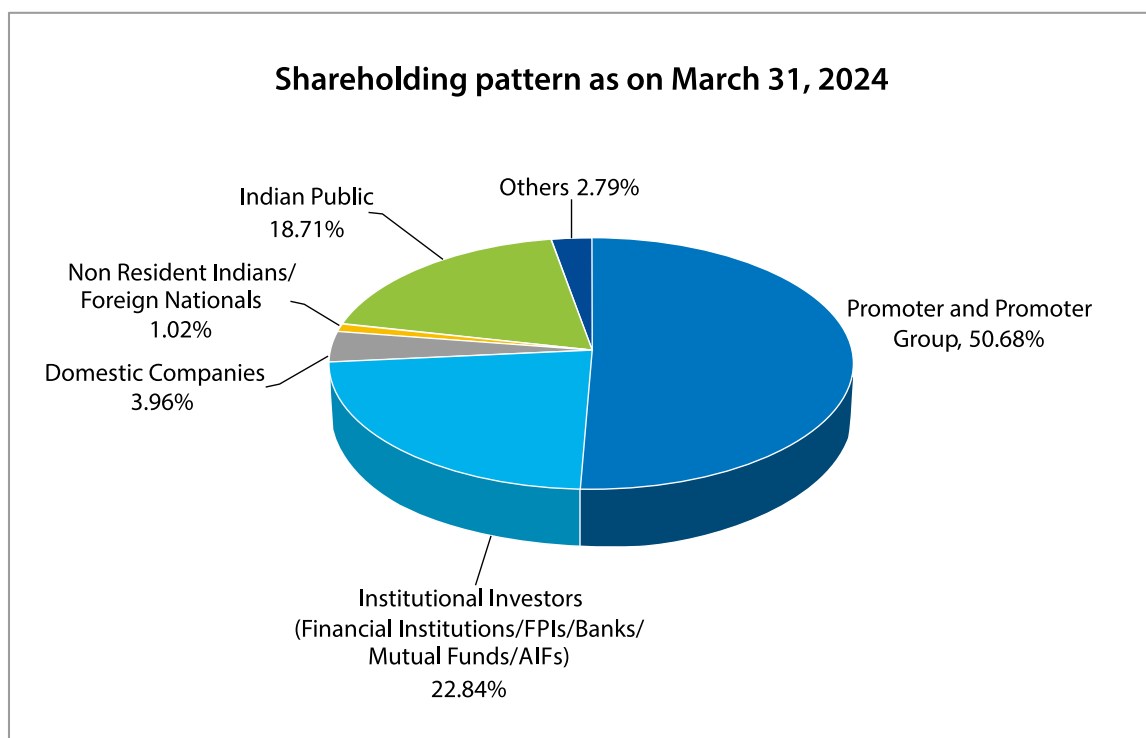
(a) Value wise

Shareholding of Nominal Value in (₹)	Shareholders		Shareholding	
	Number	% of Total	Number	% of Total
Upto 5,000	91,539	99.21	1,38,38,724	8.69
5,001 to 10,000	313	0.34	22,63,271	1.42
10,001 to 20,000	168	0.18	24,03,244	1.51
20,001 to 30,000	69	0.07	16,99,776	1.07
30,001 to 40,000	29	0.03	10,36,013	0.65
40,001 to 50,000	37	0.04	16,59,853	1.04
50,001 to 100,000	46	0.05	32,83,672	2.06
100,001 and above	63	0.07	13,30,96,586	83.56
<b>Total</b>	<b>92,264</b>	<b>100</b>	<b>15,92,81,139</b>	<b>100.00</b>



(b) Category wise

Sr. No.	Category	No. of Shares	Shareholding as a Percentage of Total Number of Shares
A	Promoters & Promoter Group	80,717,056	50.68
B	Public Shareholding:		
	1. Institutional Investors (Financial Institutions/FPIs/Banks/Mutual Funds/AIFs)	3,63,77,005	22.84
	2. Indian Public	29,805,167	18.71
	3. Domestic Companies	63,14,307	3.96
	4. Non Resident Indians/ Foreign Nationals	16,23,441	1.02
	5. Others	44,44,163	2.79
	<b>Grand Total</b>	<b>159,281,139</b>	<b>100.00</b>

**(xiv) Unclaimed Dividends**

In terms of Section 124(6) of the Companies Act, 2013 ('Act') read with Rule 6 of Investors Education and Protection Fund Authority (Accounting, Audit, Transfer and Refund) Rules, 2016 (as amended from time to time) ('Rules'), members whose dividend amount has not been paid or claimed for seven (7) consecutive years or more, shares held by them shall be credited to the DEMAT Account of the Investor Education and Protection Fund Authority (IEPFA). During the financial year 2023-24, 22,074 shares held by the aforesaid members, were transferred to the DEMAT Account of IEPFA.

The unclaimed or unpaid dividend which have already been transferred and the shares which are transferred, can be claimed back by the shareholders from IEPFA by following the procedure given on its website i.e. <http://iepf.gov.in/IEPFA/refund.html>.

Nodal Officer: Pursuant to Rule 7(2A) of the IEPF Rules, Mr Naresh Kapoor, Company Secretary & Compliance Officer, is appointed as Nodal Officer of the Company.

Dividends pertaining to the financial years upto and including 1993-94, remaining unpaid/ unclaimed, have been transferred to the General Revenue Account of

the Central Government. Shareholders having valid claims of unpaid/ unclaimed dividend for any of these financial years may approach the Investor Education and Protection Fund Authority constituted by the Central Government.

Dividends pertaining to the Financial Years 1994-95 to 2015-16 remaining unpaid and shares pertaining to unpaid dividends upto the Financial Year 2015-16

have been transferred to the Investor Education and Protection Fund (the 'Fund').

In respect of unpaid/ unclaimed dividends for the Financial Year 2016-17 onwards, the shareholders are requested to write to the Registrar and Transfer Agent. Dividends remaining unclaimed for seven (7) years from the date of transfer to the unpaid dividend account shall be transferred alongwith the underlying shares to the Fund.

Shareholders who have not encashed their warrants relating to the dividends mentioned below are requested to immediately approach the Registrar and Transfer Agent for claiming the dividend:

Financial Year	Date of Dividend Declaration	Due Date for Transfer to the Fund
2016-17 - Final Dividend	August 29, 2017	October 4, 2024
2017-18 - Final Dividend	September 26, 2018	November 1, 2025
2018-19 - Final Dividend	September 25, 2019	October 31, 2026
2019-20 - Interim Dividend	February 27, 2020	April 3, 2027
2020-21 - Final Dividend	September 22, 2021	October 28, 2028
2021-22 - Final Dividend	September 26, 2022	November 1, 2029
2022-23 - Final Dividend	August 31, 2023	October 6, 2030

**(xv) SEBI Complaints Redress System (SCORES)**

In addition to the investor complaints received from NSE, BSE, Registrar and Share Transfer Agents etc., the investors' complaints are also being processed through the centralised web-based complaint redressal system.

SEBI, with an objective to make the redressal process more efficient, has introduced SCORES 2.0, a new version of the SEBI Complaint Redressal System on April 1, 2024. The salient features of SCORES 2.0 include reduced and uniform timelines for the redressal of investor complaints.

**(xvi) Online Dispute Resolution (ODR)**

SEBI has introduced Online Dispute Resolution (ODR) mechanism to facilitate online resolution of all kinds of disputes arising in the Indian securities market. In case the Shareholder is not satisfied with the resolution provided by the Company/RTA/SEBI SCORES, then the Online Dispute Resolution process may be initiated through the ODR Portal at <https://smartodr.in/login> within the applicable timeframe under law.

Shareholder(s) may initiate dispute resolution through the ODR Portal without having to go through SCORES Portal, if the grievance lodged with the Company is not resolved satisfactorily.

**(xvii) Investor Relations (IR)**

Your Company continuously strives for excellence in its IR engagement with International and Domestic

investors. Structured conference calls and periodic investor/ analyst interactions, and analyst meets were organised during the year. Your Company always believes in leading from the front with emerging best practices in IR and building a relationship of mutual understanding with investor/analysts.

The transcript/ video recordings of the Analyst/ Investor Conference Call is posted on the website of the Company as well as filed with the stock exchanges where the securities of the Company are listed.

**(xviii) Compliance Certificate of Practicing Company Secretary**

The Company has obtained a certificate from the Practicing Company Secretary, Mr. Rupinder Singh Bhatia, Company Secretary, (C.P. No.: 2514) confirming compliance with the conditions of Corporate Governance as stipulated in Schedule V(E) of the Listing Regulations. The Certificate is attached as **Annexure-C**.

**(xix) (a) Dematerialisation of Shares**

The equity shares of the Company fall under the category of compulsory delivery in dematerialised mode by all categories of investors. The Company has signed agreements with NSDL and CDSL for dematerialisation connectivity. As on March 31, 2024, 99.72% of the Paid-up capital is held in dematerialised form.



The break-up of Shareholding is as under:

S. No.	Particulars	No. of Shares	% shareholding
1	NSDL	14,84,56,879	93.20
2	CDSL	1,03,85,555	6.52
	Total – Demat	15,88,42,434	99.72
3	Physical	4,38,705	0.28
<b>Grand Total</b>		<b>15,92,81,139</b>	<b>100.00</b>

Under the Depository System, the International Securities Identification Number (ISIN) allotted to the Company's equity shares is INE700A01033.

**(b) Liquidity**

The equity shares of the Company are frequently traded on the National Stock Exchange of India Limited as well as on BSE Limited and as on March 31, 2024 classified in the category of Group A scrips on BSE Limited.

**(xx) Outstanding GDRs/ ADRs/ Warrants or any Convertible Instruments, Conversion Date and Likely Impact on Equity**

- (a) As on March 31, 2024, no FCCBs / GDRs / ADRs/ Warrants or convertible instruments were outstanding.  
 (b) Paid-up Share Capital

The Paid-up Share Capital as on March 31, 2024 stands at ₹159,281,139 comprising 159,281,139 equity shares of ₹1 each. There was no change in the issued and paid-up share capital during the year.

**(xxi) Location of the Manufacturing Facilities**

56 Industrial Area, Nanjangud, Distt. Mysuru - 571302, Karnataka, India

**(xxii) Address for Correspondence**

Jubilant Pharmova Limited  
 1A, Sector 16A, Noida - 201 301, Uttar Pradesh  
 Tel: +91-120-4361000  
 Fax: +91-120-4234895  
 E-mail: [investors@jubl.com](mailto:investors@jubl.com)  
 Website: [www.jubilantpharmova.com](http://www.jubilantpharmova.com)

**(xxiii) Corporate Identification Number (CIN)**

L24116UP1978PLC004624

**(xxiv) Details of Credit Ratings obtained by the Company alongwith revisions thereof during the FY 2023-24 are mentioned below:**

Sr. No.	Facility/ Instrument	Amount in ₹ million	Rating Agency	Rating	Outlook	Remarks
1	Fund-based Working Capital limits	1,500.00	India Ratings & Research	IND AA+ / IND A1+	Negative	Rating outlook has been changed to negative from stable vide letter dated March 22, 2024.
2	Non-fund-based Working Capital limits	1,500.00	India Ratings & Research	IND A1+	-	Rating has been affirmed vide letter dated March 22, 2024.
3	Bank Loan Facilities (Term Loan)	2,000.00	India Ratings & Research	IND AA+	Negative	NIL



**(xxv) Equity Shares in Suspense Account**

In accordance with the requirement of Regulation 34(3) and Part F of Schedule V to the SEBI Listing Regulations, details of equity shares in the suspense account are as follows:

Particulars	Number of Shareholders	Number of Equity Shares
Aggregate number of shareholders and outstanding shares in the Unclaimed Suspense Account lying as on April 1, 2023	226	1,46,145
Number of shareholders who approached the Company for claiming shares from the Unclaimed Suspense Account during 2023-24	5	4,865
Number of shareholders to whom shares were transferred from the Unclaimed Suspense Account during 2023-24	5	4,865
Aggregate number of shareholders and outstanding shares lying in the Unclaimed Suspense Account as on March 31, 2024	221	1,41,280
Number of shares transferred to Investors Education and Protection Fund (the 'Fund') during 2023-24	-	-

The voting rights on the shares lying in Jubilant Pharmova Limited-Unclaimed Suspense Account shall remain frozen till the rightful owners of such shares claim the shares.

**K) COMPLIANCE WITH THE REGULATIONS RELATED TO CORPORATE GOVERNANCE IN THE LISTING REGULATIONS**

**(a) Mandatory Requirements**

The Company has complied with the mandatory requirements relating to Corporate Governance as prescribed in the Listing Regulations.

**(b) Extent to which Non-Mandatory requirements have been adopted**

The status of adoption of non-mandatory requirements as specified in Regulation 27(1) read with Part E of Schedule II to the Listing Regulations is given below:

1. The Board
  - Non-Executive Chairperson's Office

The Company has provided office facility to Chairperson, who is Non-Executive Promoter Director.
2. Shareholders' Rights
 

Quarterly and year to date results along with press releases are sent to those shareholders whose e-mail addresses are available with the Company.

3. Modified opinion(s) in the audit reports
 

Audit Reports on the Financial Statements of the Company do not contain any modified opinion.
4. Reporting of Internal Auditors
 

Internal Auditors report to the Audit Committee.

**(c) CEO/CFO Certification**

In compliance with Regulation 17(8) read with Schedule II (B) of the Listing Regulations, a declaration by CEO i.e. Managing Director and Chief Financial Officer, is enclosed as **Annexure-D** which, inter alia, certifies to the Board about accuracy of the financial statements and adequacy of internal controls for the financial reporting purpose.

For and on behalf of the Board

**Shyam S. Bhartia**  
 Chairman  
 (DIN: 00010484)  
 Place: Noida  
 Date: May 29, 2024

**Priyavrat Bhartia**  
 Managing Director  
 (DIN: 00020603)



## Annexure-A

**CERTIFICATE OF NON-DISQUALIFICATION OF DIRECTORS**

(Pursuant to Regulation 34(3) and Schedule V Para C clause (10)(i) of the SEBI  
(Listing Obligations and Disclosure Requirements) Regulations, 2015)

To,  
The Members of  
**Jubilant Pharmova Limited**  
CIN: L24116UP1978PLC004624  
Bhartiagram, Gajraula  
District Amroha - 244223  
Uttar Pradesh, India

I have examined the relevant registers, records, forms, returns and disclosures received from the Directors of Jubilant Pharmova Limited (CIN: L24116UP1978PLC004624) having registered office at Bhartiagram, Gajraula, District Amroha - 244223, Uttar Pradesh, India (hereinafter referred to as 'the Company') and produced before me by the Company for the purpose of issuing this Certificate, in accordance with Regulation 34(3) read with Schedule V Para C Sub clause 10(i) of the Securities and Exchange Board of India (Listing Obligations and Disclosure Requirements) Regulations, 2015.

In my opinion and to the best of our information and according to the verifications (including Directors Identification Number (DIN) status at the portal (www.mca.gov.in) as considered necessary and explanations furnished to me by the Company and its officers and the representations made by the management, I hereby certify that none of the Directors on the Board of the Company as stated below for the Financial Year ending on March 31, 2024 have been debarred or disqualified from being appointed or continuing as Director of the company by the Securities and Exchange Board of India, Ministry of Corporate Affairs, or any such other Statutory Authority:

Sr. No.	Name of Director	DIN	Date of appointment
1	Mr. Shyam S. Bhartia	00010484	21/06/1978
2	Mr. Hari S. Bhartia	00010499	01/11/1983
3	Mr. S. Sridhar	00004272	15/06/2013
4	Ms. Sudha Pillai	02263950	03/09/2013
5	Dr. Ashok Misra	00006051	15/09/2014
6	Mr. Sushil Kumar Roongta	00309302	23/05/2017
7	Mr. Vivek Mehra	00101328	23/05/2017
8	Mr. Priyavrat Bhartia	00020603	23/05/2017
9	Mr. Arjun Shanker Bhartia	03019690	23/05/2017
10	Mr. Arun Seth	00204434	22/10/2018
11	Mr. Arvind Chokhany	06668147	01/04/2021
12	Mr. Jinang Parekh	10366075	01/11/2023
13	Mr. Shirish G. Belapure	02219458	07/03/2023

It is solemnly the responsibility of Directors to submit relevant declarations and disclosures with complete and accurate information in compliance with the relevant provisions. Further, ensuring the eligibility for the appointment/ continuity of every Director on the Board is the responsibility of the management of the Company. Our responsibility is to express an opinion on these, based on our verification. This certificate is neither an assurance as to the future viability of the Company nor of the efficiency or effectiveness with which the management has conducted the affairs of the Company.

**Rupinder Singh Bhatia**  
Practicing Company Secretary  
C.P. No.: 2514  
Peer Review No. 1496/2021  
UDIN: F002599F000457781

Date: May 29, 2024  
Place: Delhi

**Annexure-B**

**To Whomsoever It May Concern**

This is to confirm that all the Board members and senior management personnel have affirmed compliance with the Code of Conduct for Directors and Senior Management of the Company for the year ended March 31, 2024.

For Jubilant Pharmova Limited

Place: Noida

Date: May 29, 2024

**Priyavrat Bhartia**  
Managing Director  
(DIN: 00020603)

**ANNEXURE-C**

**Certificate By Practicing Company Secretary on Compliance with the Conditions of Corporate Governance as per Schedule V(E) of the SEBI (LODR) Regulations**

To,  
The Members of  
Jubilant Pharmova Limited  
CIN: L24116UP1978PLC004624  
Bhartiagram, Gajraula  
District Amroha – 244223,  
Uttar Pradesh, India

1. I have examined the compliance of the conditions of Corporate Governance by Jubilant Pharmova Limited (the 'Company') for the Financial Year ended on March 31, 2024, as stipulated under Regulations 17 to 27, clauses (b) to (i) and (t) of sub regulation (2) of Regulation 46 and para C, D and E of Schedule V of the Securities and Exchange Board of India (Listing Obligations and Disclosure Requirements) Regulations, 2015.
2. The compliance of the conditions of Corporate Governance is the responsibility of the management. My examination has been limited to the review of the procedures and implementations thereof, adopted by the Company for ensuring the compliance of the conditions of Corporate Governance. It is neither an audit nor an expression of opinion on the financial statements of the Company.
3. In my opinion and to the best of our information and according to the explanations given to me and the representation made by the directors and the management, I certify that the Company has complied with the mandatory conditions of Corporate Governance as stipulated under the Securities and Exchange Board of India (Listing Obligations and Disclosure Requirements) Regulations, 2015.
4. I further state that such compliance is neither an assurance as to the future viability of the Company nor the efficiency or effectiveness with which the management has conducted the affairs of the Company.

Date: May 29, 2024

Place: Delhi

**Rupinder Singh Bhatia**  
Practicing Company Secretary  
C.P. No.: 2514  
Peer Review No. 1496/2021  
UDIN: F002599F000457757

**Annexure-D****Certificate of CEO - CFO**

This is to certify that:

- A. We have reviewed financial statements and the cash flow statement for the year ended March 31, 2024 and that to the best of our knowledge and belief:
1. these statements do not contain any materially untrue statement or omit any material fact or contain statements that might be misleading;
  2. these statements together present a true and fair view of the Company's affairs and are in compliance with existing accounting standards, applicable laws and regulations.
- B. There are, to the best of our knowledge and belief, no transactions entered into by the Company during the year which are fraudulent, illegal or violative of the Company's code of conduct.
- C. We accept responsibility for establishing and maintaining internal controls for financial reporting and that we have evaluated the effectiveness of internal control systems of the Company pertaining to financial reporting and we have disclosed to the auditors and the Audit Committee, deficiencies in the design or operation of such internal controls, if any, of which we are aware and the steps we have taken or propose to take to rectify these deficiencies.
- D. We have indicated to the auditors and the Audit Committee:
1. significant changes in internal control over financial reporting during the year;
  2. significant changes in accounting policies during the year and that the same have been disclosed in the notes to the financial statements; and
  3. instances of significant fraud of which we have become aware and the involvement therein, if any, of the management or an employee having a significant role in the Company's internal control system over financial reporting.

For Jubilant Pharmova Limited

**Arvind Chokhany**

Group Chief Financial Officer & Whole-time Director  
(DIN: 06668147)

Date: May 29, 2024

Place: Noida

**Priyavrat Bhartia**

Managing Director  
(DIN: 00020603)

# Business Responsibility & Sustainability Report

## SECTION A: GENERAL DISCLOSURES

### I. Details of the listed entity

1.	Corporate Identity Number (CIN) of the Listed Entity	L24116UP1978PLC004624
2.	Name of the Listed Entity:	Jubilant Pharmova Limited
3.	Year of incorporation	1978
4.	Registered office address	Bhartiagram, Gajraula, District Amroha-244 223, Uttar Pradesh, India
5.	Corporate address:	1A, Sector 16A, Noida - 201 301, Uttar Pradesh
6.	E-mail	<a href="mailto:Naresh.Kapoor@jubl.com">Naresh.Kapoor@jubl.com</a>
7.	Telephone	91-120-4361000
8.	Website	<a href="http://www.jubilantpharmova.com">www.jubilantpharmova.com</a>
9.	Financial year for which reporting is being done:	FY 2023-24
10.	Name of the Stock Exchange(s) where shares are listed	<ul style="list-style-type: none"> <li>National Stock Exchange of India Limited</li> <li>BSE Limited</li> </ul>
11.	Paid-up Capital	₹ 159281139
12.	Name and contact details (telephone, email address) of the person who may be contacted in case of any queries on the BRSR report:	Naresh Kapoor [VP & Head – Secretarial (CS&VP)] Jubilant Pharmova Limited Plot 1A, Sector 16A, Noida, Uttar Pradesh - 201301
13.	Reporting boundary - Are the disclosures under this report made on a standalone basis (i.e. only for the entity) or on a consolidated basis (i.e. for the entity and all the entities that form a part of its consolidated financial statements, taken together)	Disclosures are made on a consolidated basis (Report boundary covers Jubilant Pharmova Limited and its subsidiaries which forms part of the consolidated basis unless otherwise stated)
14.	Name of assurance provider:	Not Applicable
15.	Type of assurance obtained:	Not Applicable

### II. Products/services

#### 16. Details of business activities (accounting for 90% of the turnover):

S. No.	Description of Main Activity	Description of Business Activity	% of Turnover of the entity
1	Radiopharma	Radiopharma	44.78
2	Allergy Immunotherapy	Allergy Immunotherapy	10.12
3	Contract Development and Manufacturing Organisation - Sterile Injectables	Contract Development and Manufacturing Organisation - Sterile Injectables	16.67
4	Generics	Generics	11.56
5	Contract Research, Development and Manufacturing Organisation	Contract Research, Development and Manufacturing Organisation	16.30
6	Proprietary Novel Drugs	Proprietary Novel Drugs	0
7	Management Services	Management Services	0.57


**17. Products/Services sold by the entity** (accounting for 90% of the entity's Turnover):

S. No.	Product/Service	NIC Code	% of total Turnover contributed
1	Radiopharmaceuticals	21002	44.8
2	Contract manufacturing operations	21002	16.7
3	Allergy therapy products	21002	10.1
4	Solid dosage formulations	21002	10.8
5	Active pharmaceutical ingredients	21001	9.6
6	Contract Research and Development Services	72100	6.7
7	India branded pharmaceuticals	46497	0.7
8	Management Services	70200	0.6
9	Proprietary Noval Drugs	72100	0.0

**III. Operations**
**18. Number of locations where plants and/or operations/offices of the entity are situated:**

Location	Number of plants	Number of offices	Total
<b>National</b>	2	2*	4
<b>International</b>	4	8	12

\*includes registered office & corporate office

**19. Markets served by the entity:**

- a. Number of locations

Locations	Number
National (No. of States)	21
International (No. of Countries)	75

- b. What is the contribution of exports as a percentage of the total turnover of the entity?

82.06% (standalone)

- c. A brief on types of customers:

The Company serves leading Pharmaceutical companies, Biotech companies, Group Purchasing Organisations ('GPOs'), allergists and hospitals in various markets by offering API, Solid Dosage Form, Allergy Immunotherapy Products, Radio Pharmaceuticals Products, Contract Manufacturing of sterile and non-sterile injectables, Compounding and dispensing of Radiopharmaceuticals products, Contract Research and Development Services. Through India Branded Pharmaceuticals business, the Company sells branded pharmaceuticals in the India market.

**IV. Employees**
**20. Details as at the end of Financial Year: 2024**

- a. Employees and workers (including differently abled):

S. No.	Particulars	Total		Male		Female	
		(A)	No. (B)	% (B / A)	No. (C)	% (C / A)	
<b>EMPLOYEES</b>							
1	Permanent (D)	3618	2759	76	859	24	
2	Other than Permanent (E)	129	107	83	22	17	
3	<b>Total employees (D + E)</b>	<b>3747</b>	<b>2866</b>	<b>76</b>	<b>881</b>	<b>24</b>	
<b>WORKERS</b>							
4	Permanent (F)	1781	1379	77	402	23	
5	Other than Permanent (G)	222	216	97	6	3	
6	<b>Total workers (F+G)</b>	<b>2003</b>	<b>1595</b>	<b>80</b>	<b>408</b>	<b>20</b>	

b. Differently abled Employees and workers:

S. No.	Particulars	Total	Male		Female	
		(A)	No. (B)	% (B / A)	No. (C)	% (C / A)
<b>DIFFERENTLY ABLED EMPLOYEES</b>						
1	Permanent (D)	3	0	0	3	100
2	Other than Permanent (E)	0	0	0	0	0
3	<b>Total differently abled employees (D + E)</b>	<b>3</b>	<b>0</b>	<b>0</b>	<b>3</b>	<b>100</b>
<b>DIFFERENTLY ABLED WORKERS</b>						
4	Permanent (F)	26	20	77	6	23
5	Other than permanent (G)	0	0	0	0	0
6	<b>Total differently abled workers (F + G)</b>	<b>26</b>	<b>20</b>	<b>77</b>	<b>6</b>	<b>23</b>

21. Participation/Inclusion/Representation of women

Particulars	Total (A)	No. and percentage of Females	
		No. (B)	% (B / A)
Board of Directors	13	1	7.69
Key Management Personnel	5	0	0

22. Turnover rate for permanent employees and workers

(Disclose trends for the past 3 years)

	FY 2024 (Turnover rate in current FY)			FY 2023 (Turnover rate in previous FY)			FY 2022 (Turnover rate in the year prior to the previous FY)		
	Male	Female	Total	Male	Female	Total	Male	Female	Total
<b>Permanent Employees</b>	27%	25%	26%	32%	52%	37%	24.10%	23.70%	24.00%
<b>Permanent Workers</b>	15%	15%	15%	21%	44%	24%	Not Monitored		

V. Holding, Subsidiary and Associate Companies (including joint ventures)

23. (a) Names of holding / subsidiary / associate companies / joint ventures

Most company level policies & practices essential for the Company are also extended to the subsidiaries and associates. Our subsidiaries and stepdown subsidiaries participate in the sustainability and business responsibility initiatives of the Company.

S. No.	Name of the holding / subsidiary / associate companies / joint ventures (A)	Indicate whether holding/ Subsidiary/ Associate/ Joint Venture	% of shares held by listed entity	Does the entity indicated at column A, participate in the Business Responsibility initiatives of the listed entity? (Yes/No)
1	Jubilant Pharma Limited	subsidiary	100	Yes
2	Jubilant Generics Limited	subsidiary	100	Yes
3	Jubilant Cadista Pharmaceuticals Inc.	subsidiary	100	Yes
4	Jubilant HollisterStier LLC	subsidiary	100	Yes
5	Jubilant Pharma NV	subsidiary	100	Yes
6	Jubilant Pharmaceuticals NV	subsidiary	100	Yes
7	PSI Supply NV	subsidiary	100	Yes
8	Jubilant Therapeutics Inc.	subsidiary	96.37	Yes
9	Jubilant Pharma Holdings Inc.	subsidiary	100	Yes



S. No.	Name of the holding / subsidiary / associate companies / joint ventures (A)	Indicate whether holding/ Subsidiary/ Associate/ Joint Venture	% of shares held by listed entity	Does the entity indicated at column A, participate in the Business Responsibility initiatives of the listed entity? (Yes/No)
10	Jubilant Biosys Limited	subsidiary	100	Yes
11	Jubilant Pharma Australia Pty. Limited	subsidiary	100	Yes
12	Jubilant Innovation (USA) Inc.	subsidiary	100	Yes
13	Jubilant HollisterStier Inc.	subsidiary	100	Yes
14	Jubilant First Trust Healthcare Limited	subsidiary	100	Yes
15	Jubilant Draximage Limited	subsidiary	100	Yes
16	Jubilant Draximage (USA) Inc.	subsidiary	100	Yes
17	Jubilant Discovery Services LLC	subsidiary	100	Yes
18	Jubilant Clinsys Inc.	subsidiary	100	Yes
19	Jubilant Clinsys Limited	subsidiary	100	Yes
20	Jubilant Therapeutics India Limited	subsidiary	100	Yes
21	Jubilant Pharma SA Pty. Limited	subsidiary	100	Yes
22	Jubilant Pharma UK Limited	subsidiary	100	Yes
23	Jubilant Episcrite LLC	subsidiary	96.37	Yes
24	Jubilant Epicore LLC	subsidiary	96.37	Yes
25	Jubilant Prodel LLC	subsidiary	96.37	Yes
26	Jubilant Epipad LLC	subsidiary	96.37	Yes
27	Drug Discovery and Development Solutions Limited	subsidiary	100	Yes
28	Draxis Pharma LLC	subsidiary	100	Yes
29	Draximage (UK) Limited	subsidiary	100	Yes
30	TrialStat Solutions Inc.	subsidiary	100	Yes
31	Jubilant Pharma ME FZ-LLC	subsidiary	100	Yes
32	Jubilant Draximage Radiopharmacies Inc.	subsidiary	100	Yes
33	Jubilant Biosys Innovative Research Services Pte. Limited	subsidiary	100	Yes
34	Jubilant Draximage Inc	subsidiary	100	Yes
35	1359773 B.C. Unlimited Liability Company	subsidiary	100	Yes
36	Jubilant Business Services Limited	subsidiary	100	Yes
37	SOFIE Biosciences Inc., USA.	Associate	25.81	Yes
38	SPV Laboratories Private Limited	Associate	25.21	Yes

## VI. **CSR Details**

### 24. (i) **Whether CSR is applicable as per section 135 of the Companies Act, 2013: (Yes)**

- (ii) Turnover (in ₹): 67029 million
- (iii) Net worth (in ₹): 54339 million



**VII. Transparency and Disclosures Compliances**

**25. Complaints/Grievances on any of the principles (Principles 1 to 9) under the National Guidelines on Responsible Business Conduct:**

Stakeholder group from whom complaint is received	Grievance Redressal Mechanism in Place (Yes/No) (If Yes, then provide web-link for grievance redress policy)	FY 2024 Current Financial Year			FY 2023 Previous Financial Year		
		Number of complaints filed during the year	Number of complaints pending resolution at close of the year	Remarks	Number of complaints filed during the year	Number of complaints pending resolution at close of the year	Remarks
Communities	Yes, <a href="https://www.jubilantpharmova.com/Uploads/image/2274imguf_GrievanceRedressalPolicy.pdf">https://www.jubilantpharmova.com/Uploads/image/2274imguf_GrievanceRedressalPolicy.pdf</a>	0	0	-	0	0	The Company conducts Community Interface meet every year where representatives of community and government are invited to the manufacturing unit to create a dialogue between all the stakeholders.
Investors (other than shareholders)	Yes	0	0		0	0	NA
Shareholders	Yes	5	0		8	1	NA
Employees and workers	Yes <a href="https://www.jubilantgenerics.com/investors/whistle-blower-policy">https://www.jubilantgenerics.com/investors/whistle-blower-policy</a>	2	0		1	0	NA
Customers	Yes <a href="https://www.jubilantgenerics.com/investors/whistle-blower-policy">https://www.jubilantgenerics.com/investors/whistle-blower-policy</a>	1	1	Complain received in Mar 2024. Resolution ongoing.	0	0	NA
Value Chain Partners	Yes <a href="https://www.jubilantgenerics.com/investors/whistle-blower-policy">https://www.jubilantgenerics.com/investors/whistle-blower-policy</a>	0	0		0	0	NA
Other (please specify)	NA	NA	NA	NA	NA	NA	NA

Some of the policies guiding the Company's conduct with all its stakeholders, including grievance mechanisms are placed on the Company's website. The link is: <https://www.jubilantpharmova.com/investors/corporate-governance/policies-and-codes/policy-on-rpts>. In addition, there are internal policies placed on the intranet platform of the Company.



## 26. Overview of the entity's material responsible business conduct issues

Please indicate material responsible business conduct and sustainability issues pertaining to environmental and social matters that present a risk or an opportunity to your business, rationale for identifying the same, and approach to adapt or mitigate the risk along-with its financial implications, as per the following format

S. No.	Material issue identified	Indicate whether risk or opportunity (R/O)	Rationale for identifying the risk / opportunity	In case of risk, approach to adapt or mitigate	Financial implications of the risk or opportunity (Indicate positive or negative implications)
1.	Environment: <ul style="list-style-type: none"> <li>• Climate Change</li> <li>• Water</li> <li>• Waste Management</li> </ul>	Both Risk & Opportunity as well.	Any issue which may lead to non-compliance and or resource loss is a Risk and any issue leading to resource optimisation or improving company performance & image is an opportunity.	The Board of Directors constituted a Risk Management Committee (RMC) to formulate a detailed Risk Management Policy and oversee risk management process and systems. The Risk Management Committee acts as a governing body to monitor the effectiveness of the risk management framework twice a year.	Quantitative estimation not done.
2	Social: <ul style="list-style-type: none"> <li>• Human Rights</li> <li>• Community</li> <li>• Occupational Health and Safety</li> <li>• Training and development</li> <li>• Employee attrition</li> </ul>	Both Risk & Opportunity as well.	As mentioned above.	As mentioned above.	Quantitative estimation not done.
3	Governance: <ul style="list-style-type: none"> <li>• Direct Economic Value Generated</li> <li>• Compliance</li> <li>• Customer Satisfaction</li> <li>• Responsible Supply Chain</li> </ul>	Both Risk & Opportunity as well.	As mentioned above.	As mentioned above.	Quantitative estimation not done.

**SECTION B: MANAGEMENT AND PROCESS DISCLOSURES**

This section is aimed at helping businesses demonstrate the structures, policies and processes put in place towards adopting the NGRBC Principles and Core Elements.

Disclosure Questions	P 1	P 2	P 3	P 4	P 5	P 6	P 7	P 8	P 9
Policy and management processes									
1. a. Whether your entity's policy/ policies cover each principle and its core elements of the NGRBCs. (Yes/No)	Yes	Yes	Yes	Yes	Yes	Yes	Yes	Yes	Yes
(*).b. Has the policy been approved by the Board? (Yes/No)	Yes	Yes	Yes	Yes	Yes	Yes	Yes	Yes	Yes
c. Web Link of the Policies, if available	<a href="https://www.jubilantpharmova.com/sustainability/policies">https://www.jubilantpharmova.com/sustainability/policies</a> <a href="https://www.jubilantpharmova.com/Uploads/image/1930imguf_CodeofConduct_JPM-August2021.pdf">https://www.jubilantpharmova.com/Uploads/image/1930imguf_CodeofConduct_JPM-August2021.pdf</a> <a href="https://www.jubilantpharmova.com/investors/corporate-governance/policies-and-codes/policy-on-rpts">https://www.jubilantpharmova.com/investors/corporate-governance/policies-and-codes/policy-on-rpts</a> <a href="https://www.jubilantpharmova.com/investors/corporate-governance/policies-and-codes/code-of-conduct">https://www.jubilantpharmova.com/investors/corporate-governance/policies-and-codes/code-of-conduct</a> <a href="https://www.jubilantpharmova.com/investors/corporate-governance/policies-and-codes/corporate-social-responsibility-policy">https://www.jubilantpharmova.com/investors/corporate-governance/policies-and-codes/corporate-social-responsibility-policy</a> <a href="https://www.jubilantpharmova.com/investors/corporate-governance/policies-and-codes/policy-for-determination-of-materiality-of-events-and-information">https://www.jubilantpharmova.com/investors/corporate-governance/policies-and-codes/policy-for-determination-of-materiality-of-events-and-information</a> <a href="https://www.jubilantpharmova.com/investors/corporate-governance/policies-and-codes/policy-on-board-diversity">https://www.jubilantpharmova.com/investors/corporate-governance/policies-and-codes/policy-on-board-diversity</a> <a href="https://www.jubilantpharmova.com/investors/corporate-governance/policies-and-codes/appointment-and-remuneration-policy">https://www.jubilantpharmova.com/investors/corporate-governance/policies-and-codes/appointment-and-remuneration-policy</a> <a href="https://www.jubilantpharmova.com/investors/corporate-governance/policies-and-codes/whistle-blower-policy">https://www.jubilantpharmova.com/investors/corporate-governance/policies-and-codes/whistle-blower-policy</a> <a href="https://www.jubilantpharmova.com/investors/corporate-governance/policies-and-codes/policy-for-determining-material-subsiaries">https://www.jubilantpharmova.com/investors/corporate-governance/policies-and-codes/policy-for-determining-material-subsiaries</a> <a href="https://www.jubilantpharmova.com/investors/corporate-governance/policies-and-codes/archival-policy">https://www.jubilantpharmova.com/investors/corporate-governance/policies-and-codes/archival-policy</a> <a href="https://www.jubilantpharmova.com/investors/corporate-governance/policies-and-codes/dividend-distribution-policy">https://www.jubilantpharmova.com/investors/corporate-governance/policies-and-codes/dividend-distribution-policy</a> <a href="https://www.jubilantpharmova.com/investors/corporate-governance/policies-and-codes/code-of-fair-disclosures">https://www.jubilantpharmova.com/investors/corporate-governance/policies-and-codes/code-of-fair-disclosures</a>								
2. Whether the entity has translated the policy into procedures. (Yes / No)	Yes	Yes	Yes	Yes	Yes	Yes	Yes	Yes	Yes
3. Do the enlisted policies extend to your value chain partners? (Yes/No)	Yes	Yes	Yes	Yes	Yes	Yes	Yes	Yes	Yes
4. Name of the national and international codes/ certifications/labels/ standards (e.g. Forest Stewardship Council, Fairtrade, Rainforest Alliance,Trustee) standards adopted by your entity and mapped to each principle.	All applicable national and international laws as well as international conventions are captured in the policies articulated by the Company. In addition, they reflect the purpose and intent of the United Nations Global Compact (UNGC) principles and Sustainable Development Goals (SDGs), GRI standards, Carbon Disclosure Project (CDP) and Dow Jones Sustainability Index (DJSI) and international standards such as ISO 14001, ISO 9001, ISO 27001, ISO 45001 and others.								
5. Specific commitments, goals and targets set by the entity with defined timelines, if any.	The Company has set sustainability targets covering environmental and social performances (covering principle 3, 6, 8 & 9 primarily). Sustainability specific goals & targets are monitored regularly and reported publicly in annual sustainability report of the Company.								



6. Performance of the entity against the specific commitments, goals and targets along-with reasons in case the same are not met.

*Following are the key sustainability goals & targets and their achievements during FY 2024:*

Sustainability Goal	UOM	FY 2024	FY 2024
		Target	Achievement
Reduce Lost Time Injuries Frequency Rate (LTIFR)	No.	< 0.63	0.42
Reduce Lost Time Injuries Severity Rate (LTISR)	No.	< 19.04	17.65
Fatalities	No.	0*	0*
Reduce the specific energy consumption	GJ/Cr. ₹	129	110.50
Reduce the specific GHG emission	tCO2e/Cr. ₹	17	11.45
Reduce specific water consumption	m3/Cr. ₹	111	92.82
Improve the skill and knowledge of employees by imparting training	Training man-days/employee/yr.	5.05	7.8

*\*one fatal accident happened from a vehicle in the USA (beyond the set baseline & target boundary)*

### Governance, leadership and oversight

7. Statement by director responsible for the business responsibility report, highlighting ESG related challenges, targets and achievements (listed entity has flexibility regarding the placement of this disclosure)

Dear Stakeholders,

I am pleased to present Jubilant Pharmova Limited's BRSR Report for the fiscal year 2024 (FY 2024). As a pharmaceutical company, our core purpose is to improve lives through scientific and medical advancements. Our commitment to harnessing the power of science and technology has been instrumental in our holistic growth.

We are committed to delivering products with improved productivity and protecting the environment for future generations. To reflect this commitment, we established sustainability goals to challenge ourselves and ensure that we are helping to create a better world. We recognise that sustainability goes beyond reducing emissions, it also encompasses human rights, the importance of nature and how we utilise scarce resources such as water.

Within this report, we emphasise the sustainability challenges and opportunities encountered during FY 2024. Despite the obstacles faced, our Company achieved stable revenues due to the diversification of our businesses. We have expedited capacity expansions to bolster our capabilities and meet evolving demands. This year, we are also fulfilling the reporting requirements of the Business Responsibility and Sustainability Reporting (BRSR) as mandated by SEBI. Our commitment to sustainability is evidenced by our achievements in ESG ratings. We attained an outstanding percentile of 93% in the S&P Global ESG Indices CSA 2023 (DJSI). In the EcoVadis assessment, we scored 65 out of 100 placing us among the top 15% of global pharmaceutical companies. This achievement underscores our dedication to environmental, social, and governance factors. Additionally, we have received an impressive 'B' score band from CDP for 'Climate Change' and 'Water Security', known as the 'Management' band.

Our progress towards sustainability goals has been truly remarkable. We have surpassed expectations by achieving a 14% reduction in specific energy consumption, a 16% decrease in specific water consumption, and an impressive 33% reduction in specific greenhouse gas (GHG) emissions compared to our FY 2024 target. Our continuous focus on our employee performance has led to an increase in our employee training during FY 2024 to 7.8 training man-days/employee/year, a decent increase of 54% against the set FY 2024 target. At present, we are revisiting and working on FY 2029 ESG targets and will communicate with you soon.

This report provides detailed insights into our initiatives, progress, and future plans. We acknowledge the evolving business landscape and the growing demands from stakeholders regarding ESG issues. Our strong ESG position instils confidence among stakeholders and allows us to explore new markets.

Transparency is a core value for us, and we consistently share our ESG performance and goals with stakeholders. Our sustainability culture is fueled by our strong value system, and we continue to innovate and learn from the markets we serve. We aim to inspire the right talent and foster a supportive team that embraces change and supports our organisation's cause.

As we move forward, we are committed to giving back more than we take. We look forward to continued sustainable growth in collaboration with our stakeholders.

8. Details of the highest authority responsible for implementation and oversight of the Business Responsibility policy (ies). Board of Directors
9. Does the entity have a specified Committee of the Board/ Director responsible for decision making on sustainability related issues? (Yes / No). If yes, provide details. Yes, CSR & Sustainability Committee

10. Details of Review of NGRBCs by the Company:

Subject for Review	Indicate whether review was undertaken by Director / Committee of the Board/Any other Committee									Frequency (Annually/ Half yearly/ Quarterly/ Any other – please specify)								
	P 1	P 2	P 3	P 4	P 5	P 6	P 7	P 8	P 9	P 1	P 2	P 3	P 4	P 5	P 6	P 7	P 8	P 9
Performance against above policies and follow up action					Yes									Half Yearly				
Compliance with statutory requirements of relevance to the principles, and, rectification of any non-compliances					Yes									Quarterly				

11. Has the entity carried out independent assessment/ evaluation of the working of its policies by an external agency? (Yes/No). If yes, provide name of the agency.

	P 1	P 2	P 3	P 4	P 5	P 6	P 7	P 8	P 9
No, the Company internally reviews the working of the above-mentioned policies. However, the Company publishes its sustainability report every year following GRI Standards post independent verification/ assurance. Last published one was for FY 2023 post assurance by Ernst & Young Associates LLP.									

12. If answer to question (1) above is “No” i.e. not all Principles are covered by a policy, reasons to be stated:

Not Applicable

(\*) The policies are approved by the Board/ competent authority to which requisite authority has been delegated by the Board.

### SECTION C: PRINCIPLE WISE PERFORMANCE DISCLOSURE

This section is aimed at helping entities demonstrate their performance in integrating the Principles and Core Elements with key processes and decisions. The information sought is categorised as “Essential” and “Leadership”. While the essential indicators are expected to be disclosed by every entity that is mandated to file this report, the leadership indicators may be voluntarily disclosed by entities which aspire to progress to a higher level in their quest to be socially, environmentally and ethically responsible.

#### PRINCIPLE 1: Businesses should conduct and govern themselves with integrity, and in a manner that is Ethical, Transparent and Accountable.

##### Essential Indicators

1. Percentage coverage by training and awareness programmes on any of the Principles during the financial year:

Segment	Total number of training and awareness programs held*	Topics / principles covered corrective action under the training and its impact	%age of persons in respective category covered by the awareness programs*
Board of Directors	1	i) Risk Management and Enterprise Resilience ii) Labour codes	53.8
Key Managerial Personnel	1	i) Risk Management and Enterprise Resilience ii) Labour codes	75
Employees other than BoD and KMPs	20881	i) Skill Development ii) OHS iii) POSH iv) CoCs v) Others	i) 60%      iv) 33% ii) 50%      v) 38% iii) 37%
Workers			i) 81%      iv) 47% ii) 90%      v) 68% iii) 64%



2. Details of fines / penalties /punishment/ award/ compounding fees/ settlement amount paid in proceedings (by the entity or by directors / KMPs) with regulators/ law enforcement agencies/ judicial institutions, in the financial year, in the following format (Note: the entity shall make disclosures on the basis of materiality as specified in Regulation 30 of SEBI (Listing Obligations and Disclosure Obligations) Regulations, 2015 and as disclosed on the entity's website):

Monetary					
	NGRBC Principle	Name of the regulatory/ enforcement agencies/ judicial institutions	Amount (In ₹)	Brief of the Case	Has an appeal been preferred? (Yes/No)
Penalty/ Fine	Nil	NA	NA	NA	NA
Settlement	Nil	NA	NA	NA	NA
Compounding fee	Nil	NA	NA	NA	NA

Non-Monetary					
	NGRBC Principle	Name of the regulatory/ enforcement agencies/ judicial institutions	Amount (In ₹)	Brief of the Case	Has an appeal been preferred? (Yes/No)
Imprisonment	Nil	NA	NA	NA	NA
Punishment	Nil	NA	NA	NA	NA

3. Of the instances disclosed in Question 2 above, details of the Appeal/ Revision preferred in cases where monetary or non-monetary action has been appealed.

Not Applicable

4. Does the entity have an anti-corruption or anti-bribery policy? If yes, provide details in brief and if available, provide a web-link to the policy.

Yes. The Company has adopted a Code of Conduct which is applicable to the Company and all its subsidiary/associate / joint venture companies. This Code is applicable to all employees, employees who are Directors, Officers or workers of the Company on full-time or part-time employment with the Company. The Code of Conduct contains anti-corruption and anti-bribery policy and can be accessed at the web link: [https://www.jubilantpharmova.com/Uploads/image/1930imguf\\_CodeofConduct\\_JPM-August2021.pdf](https://www.jubilantpharmova.com/Uploads/image/1930imguf_CodeofConduct_JPM-August2021.pdf)

5. Number of Directors/KMPs/employees/workers against whom disciplinary action was taken by any law enforcement agency for the charges of bribery/ corruption:

	FY 2024 (Current Financial Year)	FY 2023 (Previous Financial Year)
Directors	0	0
KMPs	0	0
Employees	0	0
Workers	0	0

6. Details of complaints with regard to conflict of interest:

Details of complaints with regard to conflict of interest	FY 2024 (Current Financial Year)		FY 2023 (Previous Financial Year)	
	Number	Remark	Number	Remark
Number of complaints received in relation to issues of Conflict of Interest of the Directors	0		0	
Number of complaints received in relation to issues of Conflict of Interest of the KMPs	0		0	

**7. Provide details of any corrective action taken or underway on issues related to fines / penalties / action taken by regulators/ law enforcement agencies/ judicial institutions, on cases of corruption and conflicts of interest.**

No such cases reported during reporting year FY 2024

**8. Number of days of accounts payables ((Accounts payable \*365) / Cost of goods/services procured) in the following format:**

	FY 2024 (Current Financial Year)	FY 2023 (Previous Financial Year)
Number of days of accounts payables	96.6	97.0

*\*Standalone figure*

**9. Open-ness of business**

**Provide details of concentration of purchases and sales with trading houses, dealers, and related parties along-with loans and advances & investments, with related parties, in the following format:**

Parameter	Metrics	FY 2024 (Current Financial Year)	FY 2023 (Previous Financial Year)
*Concentration of Purchases	a. Purchases from trading houses as % of total purchases	29.85	32.00
	b. Number of trading houses where purchases are made from	35	41
	c. Purchases from top 10 trading houses as % of total purchases from trading houses	79.69	78.59
*Concentration of Sales	a. Sales to dealers / distributors as % of total sales	15	20
	b. Number of dealers / distributors to whom sales are made	1	1
	c. Sales to top 10 dealers / distributors as % of total sales to dealers / distributors	15	20
Share of RPTs in million ₹	a. Purchases (Purchases with related parties/Total Purchases)	0.002	0.002
	b. Sales (Sales to related parties/Total Sales)	0.007	0.004
	c. Loans & advances (Loans & advances given to related parties/Total loans & advances)	0.250	0.056
	d. Investments (Investments in related parties/ Total Investments made)	0.880	0.872

*\*All above figures are standalone basis*

**Leadership Indicators**

**1. Awareness programs conducted for value chain partners on any of the Principles during the financial year:**

Total number of awareness programs held	Topics/principles covered under the training	%age of value chain partners covered (by value of business done with such partners) under the awareness programmes
None	None	Nil

**2. Does the entity have processes in place to avoid/ manage conflict of interests involving members of the Board? (Yes/No) If Yes, provide details of the same.**

Yes. The Company has formulated a Code of Conduct for Directors and Senior Management. Apart from this, the Directors keep the Board informed about disclosure of interest in particular transaction/entity wherever they are director or member. The Code can be accessed at the web link: <https://www.jubilantpharmova.com/investors/corporate-governance/policies-and-codes/code-of-conduct>

**PRINCIPLE 2: Businesses should provide goods and services in a manner that is sustainable and safe****Essential Indicators**

1. **Percentage of R&D and capital expenditure (capex) investments in specific technologies to improve the environmental and social impacts of products and processes to total R&D and capex investments made by the entity, respectively.**

	Current Financial Year	Previous Financial Year	Details of improvements in environmental and social impacts
R&D	100%	100%	Environmental innovation, resource efficiency, social impact, and sustainable supply chains, driving positive environmental and social outcomes
Capex	100%	100%	Environmental innovation, resource efficiency, social impact, and sustainable supply chains, driving positive environmental and social outcomes

2. **a. Does the entity have procedures in place for sustainable sourcing? (Yes/No)**

Yes

- b. If yes, what percentage of inputs were sourced sustainably?**

Around 3% of total inputs were sourced from suppliers who went through a sustainability assessment this year.

3. **Describe the processes in place to safely reclaim your products for reusing, recycling and disposing at the end of life, for (a) Plastics (including packaging) (b) E-waste (c) Hazardous waste and (d) other waste.**

Since we are in the Pharma business we don't reclaim our products to recycle & reuse. However, we do have a policy and system in place to manage different types of waste generated in our plant premises. In brief following approaches followed while handling and disposing of our wastes:

**Waste Management approach:**

The Company adopted the 3R approach for waste minimisation: Reduce, Reuse, Recycle

- a) Hazardous waste**

The Company follows the following methods for proper disposal of the hazardous waste generated at its facilities, depending on their nature and local regulations:

- Recycle and Reuse through authorised third-party
- Co-processing at cement kiln
- Secured land fill
- Incineration (both solid and liquid)

- b) Non-hazardous waste**

At the Company, the non-hazardous wastes are either recycled or reused by third parties. Metal scrap, plastic scrap, paper and wooden material scraps are a few major contributors of non-hazardous waste.

4. **Whether Extended Producer Responsibility (EPR) is applicable to the entity's activities (Yes / No). If yes, whether the waste collection plan is in line with the Extended Producer Responsibility (EPR) plan submitted to Pollution Control Boards? If not, provide steps taken to address the same.**

Since the operations in India do not sell branded products (with plastic packaging) to consumers directly and also do not import any plastic packaging items, EPR is not applicable

**Leadership Indicators**

1. **Has the entity conducted Life Cycle Perspective / Assessments (LCA) for any of its products (for manufacturing industry) or for its services (for service industry)? If yes, provide details in the following format?**

Not yet.



NIC Code	Name of Product/ Service	% of total Turnover contributed	Boundary for which the Life Cycle Perspective/ Assessment was conducted	Whether conducted by independent external agency (Yes/No)	Results communicated in public domain (Yes/ No) If yes, provide the web-link.
NA	NA	NA	NA	NA	NA

2. **If there are any significant social or environmental concerns and/or risks arising from production or disposal of your products/services, as identified in the Life Cycle Perspective / Assessments (LCA) or through any other means, briefly describe the same along-with action taken to mitigate the same.**

Not applicable, since not conducted any product LCA yet. However, the Company is careful about and complies with all social & environmental concerns, if any, arising from its production and disposal of products as briefed below:

Name of Product / Service	Description of the risk / concern	Action Taken
Pharmaceutical products like API, dosage, Radiopharma, etc.	Process wastes mostly come under the hazardous category. The Company takes care of all such hazardous waste and disposes them in line with local regulations.	There is a dedicated EHS Team both at the corporate and site level that takes care of all environmental issues/impacts in line with local regulations and beyond.

3. **Percentage of recycled or reused input material to total material (by value) used in production (for manufacturing industry) or providing services (for service industry).**

Since the Company is engaged in the Pharmaceuticals sector, we do not recycle or reuse input materials.

4. **Of the products and packaging reclaimed at the end of life of products, the amount (in metric tonnes) reused, recycled, and safely disposed, as per the following format:**

Since the Company is engaged in the Pharmaceuticals sector, we do not reclaim products for reusing recycling and disposing of them at the end of their life.

5. **Reclaimed products and their packaging materials (as a percentage of products sold) for each product category.**

Since the Company is engaged in Pharmaceuticals sector, we do not reclaim products for reusing recycling and disposing them at the end of their life.

Indicate product category	Reclaimed products and their packaging materials as % of total products sold in respective category
NA	NA

**PRINCIPLE 3: Businesses should respect and promote the well-being of all employees, including those in their value chains**

**Essential Indicators**

1. **a. Details of measures for the well-being of employees:**

Category	% of employees covered by										
	Total (A)	Health insurance		Accident insurance		Maternity benefits		Paternity Benefits		Day Care facilities	
		Number (B)	% (B/A)	Number (C)	% (C/A)	Number (D)	% (D/A)	Number (E)	% (E/A)	Number (F)	% (F/A)
<b>Permanent employees</b>											
Male	2759	2759	100%	2759	100%	NA	NA	2759	NA	2759	100
Female	859	859	100%	859	100%	859	100	NA	NA	859	100
<b>Total</b>	<b>3618</b>	<b>3618</b>	<b>100%</b>	<b>3618</b>	<b>100%</b>	<b>859</b>	<b>100</b>	<b>2759</b>	<b>NA</b>	<b>3618</b>	<b>100</b>
<b>Other than Permanent employees</b>											
Male	107	107	100%	107	100%	NA	NA	107	NA	107	100%
Female	22	22	100%	22	100%	22	100%	0	NA	22	100%
<b>Total</b>	<b>129</b>	<b>129</b>	<b>100%</b>	<b>129</b>	<b>100%</b>	<b>22</b>	<b>100%</b>	<b>107</b>	<b>NA</b>	<b>129</b>	<b>100%</b>


**b. Details of measures for the well-being of workers:**

Category	% of workers covered by										
	Total (A)	Health insurance		Accident insurance		Maternity benefits		Paternity Benefits		Day Care facilities	
		Number (B)	% (B/A)	Number (C)	% (C/A)	Number (D)	% (D/A)	Number (E)	% (E/A)	Number (F)	% (F/A)
<b>Permanent workers</b>											
Male	1379	1379	100%	1379	100%	NA	NA	1379	NA	1379	100
Female	402	402	100%	402	100%	402	100	NA	NA	402	100
<b>Total</b>	<b>1781</b>	<b>1781</b>	<b>100%</b>	<b>1781</b>	<b>100%</b>	<b>402</b>	<b>100</b>	<b>1379</b>	<b>NA</b>	<b>1781</b>	<b>100</b>
<b>Other than Permanent workers</b>											
Male	216	216	100%	216	100%	NA	NA	216	NA	216	100
Female	6	6	100%	6	100%	6	100	NA	NA	6	100
<b>Total</b>	<b>222</b>	<b>222</b>	<b>100%</b>	<b>222</b>	<b>100%</b>	<b>6</b>	<b>100</b>	<b>216</b>	<b>NA</b>	<b>222</b>	<b>100</b>

**c. Spending on measures towards well-being of employees and workers (including permanent and other than permanent) in the following format –**

	*FY 2024 Current Financial Year	*FY 2023 Previous Financial Year
Cost incurred on well- being measures as a % of total revenue of the Company	0.45	0.42

\*Figures provided are standalone basis

**2. Details of retirement benefits, for Current FY and Previous Financial Year.**

Benefits	FY 2024 Current Financial Year			FY 2023 Previous Financial Year		
	No. of employees covered as a % of total employees	No. of workers covered as a % of total workers	Deducted and deposited with the authority (Y/N/N.A.)	No. of employees covered as a % of total employees	No. of workers covered as a % of total workers	Deducted and deposited with the authority (Y/N/N.A.)
*PF	100	100	Yes	100	100	Yes
*Gratuity	100	100	Yes	100	100	Yes
**ESI	100	100	Yes	100	100	Yes
Others – please specify	NA	NA	NA	NA	NA	NA

\* 100% covered for all permanent employees as applicable under local regulation

\*\*100% covered for all employees/ workers (contract workers) as applicable under local regulation

**3. Accessibility of workplaces**

Are the premises/offices of the entity accessible to differently abled employees and workers, as per the requirements of the Rights of Persons with Disabilities Act, 2016? If not, whether any steps are being taken by the entity in this regard.

*Our Offices in India have accessibility for differently-abled employees & workers. However, our manufacturing site premises are not completely accessible for differently abled employees and workers.*

**4. Does the entity have an equal opportunity policy as per the Rights of Persons with Disabilities Act, 2016? If so, provide a web-link to the policy.**

Yes, please refer to the link for our Code of Conduct policy and our approach to diversity and inclusion -

[https://www.jubilantpharmova.com/Uploads/image/1930imguf\\_CodeofConduct\\_JPM-August2021.pdf](https://www.jubilantpharmova.com/Uploads/image/1930imguf_CodeofConduct_JPM-August2021.pdf)

5. Return to work and Retention rates of permanent employees and workers that took parental leave.

Gender	Permanent employees		Permanent workers	
	Return to work rate	Retention rate	Return to work rate	Retention rate
Male	NA	NA	NA	NA
Female	57%	53%	50%	NA
<b>Total</b>	<b>57%</b>	<b>53%</b>	<b>50%</b>	<b>NA</b>

6. Is there a mechanism available to receive and redress grievances for the following categories of employees and workers? If yes, give details of the mechanism in brief.

	Yes/No (If Yes, then give details of the mechanism in brief)
Permanent Workers	Yes, the Company has a Whistle-Blower policy and a dedicated Ombudsperson office for addressing employee grievances in a neutral and unbiased manner. The policy is available in the company website. This policy allows stakeholders, including employees, to voice their concerns and guide the Company to resolve challenges efficiently. To maintain the reporting and anonymity of the whistle-blower, the Company has a dedicated portal and Ombudsperson email address. Portal: <a href="https://www.cwiportal.com">https://www.cwiportal.com</a> Email: <a href="mailto:Ombudsperson@jubl.com">Ombudsperson@jubl.com</a>
Other than Permanent Workers	
Permanent Employees	
Other than Permanent Employees	

7. Membership of employees and workers in association(s) or Unions recognised by the listed entity:

Category	FY 2024 (Current Financial Year)			FY 2023 (Previous Financial Year)		
	Total employees/workers in respective category (A)	No. of employees/workers in respective category, who are part of association(s) or Union (B)	% (B / A)	Total employees/workers in respective category (C)	No. of employees/workers in respective category, who are part of association(s) or Union (D)	% (D / C)
<b>Total Permanent Employees</b>	3618	0	0	3321	0	0
- Male	2759	0	0	2467	0	0
- Female	859	0	0	854	0	0
<b>Total Permanent Workers</b>	1781	334	19	1685	347	21
- Male	1379	297	22	1518	302	20
- Female	402	37	9	167	45	27

8. Details of training given to employees and workers:

Category	FY 2024 (Current Financial Year)					FY 2023 (Previous Financial Year)				
	Total (A)	On Health and safety measures		On Skill upgradation		Total (A)	On Health and safety measures		On Skill upgradation	
		No. (B)	% (B / A)	No. (C)	% (C / A)		No. (E)	% (E / D)	No. (F)	% (F / D)
<b>Employees</b>										
Male	2759	1500	54	1698	62	2003	855	43	296	15
Female	859	362	42	522	61	502	214	43	502	100
<b>Total</b>	<b>3618</b>	<b>1862</b>	<b>51</b>	<b>2220</b>	<b>61</b>	<b>2505</b>	<b>1069</b>	<b>43</b>	<b>798</b>	<b>39</b>
<b>Workers</b>										
Male	1379	1379	100	1234	89	501	501	100	501	100
Female	402	393	98	377	94	0	0	NA	0	NA
<b>Total</b>	<b>1781</b>	<b>1772</b>	<b>99</b>	<b>1611</b>	<b>90</b>	<b>501</b>	<b>501</b>	<b>100</b>	<b>501</b>	<b>100</b>

**9. Details of performance and career development reviews of employees and workers:**

\*All permanent employees and workers in Indian operations covered other than unionised employees who are covered under long-term agreements.

Category	FY 2024 (Current Financial Year)			FY 2023 (Previous Financial Year)		
	Total (A)	No. (B)	% (B / A)	Total (C)	No. (D)	% (D / C)
<b>Employees</b>						
Male	2759	2759	100	2003	2003	100
Female	859	859	100	502	502	100
<b>Total</b>	<b>3618</b>	<b>3618</b>	<b>100</b>	<b>2505</b>	<b>2505</b>	<b>100</b>
<b>Workers</b>						
Male	1379	1379	100	501	302	60
Female	402	402	100	0	NA	NA
<b>Total</b>	<b>1781</b>	<b>1781</b>	<b>100</b>	<b>501</b>	<b>302</b>	<b>60</b>

\*All permanent employees and workers in Indian operation covered other than unionised employees who are covered under long term agreement.

**10. Health and safety management system:****a. Whether an occupational health and safety management system has been implemented by the entity? (Yes/ No). If yes, the coverage such system?**

Yes, the coverage is 100%

**b. What are the processes used to identify work-related hazards and assess risks on a routine and non-routine basis by the entity?**

The Company ensures Occupational Health and Safety (OHS) standards are bench-marked with global best practices and standards at all locations. A knowledgeable and experienced Environmental, Health, and Safety (EHS) management team has been deployed across all locations to continuously monitor and manage the systems and respond to emergencies whenever needed. The Company's one out of two manufacturing sites in India is ISO 45001 certified. All employees who have access to operating sites are covered under these Occupational Health and Safety management systems which are audited periodically.

**c. Whether you have processes for workers to report the work related hazards and to remove themselves from such risks. (Y/N)**

Yes

**d. Do the employees/ worker of the entity have access to non-occupational medical and healthcare services? (Yes/ No)**

Yes

**11. Details of safety related incidents, in the following format:**

Safety Incident/Number	Category*	FY 2024 Current Financial Year	FY 2023 Previous Financial Year
Lost Time Injury Frequency Rate (LTIFR) (per one million-person	Employees	1.3**	0.66
	Workers		
Total recordable work-related injuries	Employees	17***	5
	Workers		
No. of fatalities	Employees	1	0
	Workers		
High-consequence work-related injury or ill-health (excluding fatalities)	Employees	16****	0
	Workers		

\*Including in the contract workforce

\*\* Reported figure presents Lost Time (>=24 Hrs.) Injury Frequency Rate per one million-person hours worked

\*\*\* Reported figure presents total number of lost time (>=24 Hrs.) injuries including fatality

\*\*\*\* Reported figure presents total number of lost time (>=24 Hrs.) injuries excluding fatality

**12. Describe the measures taken by the entity to ensure a safe and healthy work place.**

The Company ensures Occupational Health and Safety (OHS) standards are bench-marked with global best practices and standards at all locations. A knowledgeable and experienced Environmental, Health, and Safety (EHS) management team has been deployed across all locations to continuously monitor and manage the systems and respond to emergencies whenever needed. The Company's one out of two manufacturing sites in India is ISO 45001 certified. All employees who have access to operating sites are covered under these Occupational Health and Safety management systems which are audited periodically. All visitors and contractors are briefed on safety requirements before entering the premises. A comprehensive EHS management software solution has been implemented with the majority of sites in the network and arrangements made to add the remaining sites. Leadership is actively involved in improving Jubilant's health and safety performance. The Board level Sustainability and CSR committee reviews Jubilant's health and safety performance bi-annually.

**13. Number of Complaints on the following made by employees and workers:**

Benefits	FY 2024 Current Financial Year			FY 2023 Previous Financial Year		
	Filed during the year	Pending resolution at the end of year	Remarks	Filed during the year	Pending resolution at the end of year	Remarks
Working Conditions	Nil	Nil	Nil	Nil	Nil	Nil
Health & Safety	Nil	Nil	Nil	Nil	Nil	Nil

*\*Response provided for Indian operation*

**14. Assessments for the year:**

	% of your plants and offices that were assessed (by entity or statutory authorities or third parties)
Health and safety practices	100*
Working Conditions	100*

*There is a dedicated personnel who continuously reviews and reports to the senior management on different OHS- (Occupational health & safety) performance parameters (OHS practices, working conditions) of all manufacturing sites, R&D facilities and corporate offices.*

**15. Provide details of any corrective action taken or underway to address safety-related incidents (if any) and on significant risks/concerns arising from assessments of health & safety practices and working conditions.**

All OHS-related incidents are investigated and where applicable (e.g. lost time incidents) are reported to respective regulatory bodies. No significant risks/concerns in relation to OHS practices & working conditions came to our notice during FY 2024.

**Leadership Indicators**

**1. Does the entity extend any life insurance or any compensatory package in the event of death of (A) Employees (Y/N) (B) Workers (Y/N).**

Yes, for all permanent Employees and Workers

**2. Provide the measures undertaken by the entity to ensure that statutory dues have been deducted and deposited by the value chain partners.**

The Company expects its value chain partners to conduct & govern business with ethics, transparency and accountability.

The Company collects necessary certificates and proofs from its contractors with respect to payment of statutory dues like PF, ESIC, etc. relating to contractual employees and workers. Our agreement with our suppliers clearly mentions about compliance to all applicable regulations in their country of origin as a minimum.

**3. Provide the number of employees/workers having suffered high consequence work-related injury / ill-health / fatalities (as reported in Q11 of Essential Indicators above), who have been or are being rehabilitated and placed in suitable employment or whose family members have been placed in suitable employment:**

Benefits	Total no. of affected employees/ workers		No. of employees/workers that are rehabilitated and placed in suitable employment or whose family members have been placed in suitable employment	
	FY 2024 (Current Financial Year)	FY 2023 (Previous Financial Year)	FY 2024 (Current Financial Year)	FY 2023 (Previous Financial Year)
Employees	9	0	8	0
Workers		0		0



**4. Does the entity provide transition assistance programs to facilitate continued employability and the management of career endings resulting from retirement or termination of employment? (Yes/ No)**

None at this moment.

**5. Details on assessment of value chain partners:**

	<b>% of value chain partners (by value of business done with such partners) that were assessed*</b>
Health and safety practices	3
Working Conditions	3

\*In Indian operation

**6. Provide details of any corrective actions taken or underway to address significant risks / concerns arising from assessments of health and safety practices and working conditions of value chain partners.**

No significant risk came to our notice from above mentioned supplier's health safety assessment during reporting period.

**PRINCIPLE 4: Businesses should respect the interests of and be responsive to all its stakeholders**

**Essential Indicators**

**1. Describe the processes for identifying key stakeholder groups of the entity.**

We consider individuals, groups, institutions or entities that contribute to shaping our business, which add value or constitute a core part of the business value chain as key stakeholders. Our stakeholders are both internal and external, and direct as well as indirect. We began stakeholder prioritisation in FY15, involving top management, who engages with various stakeholders at regular intervals. Stakeholder groups are identified as mentioned below in point no. 2.

**2. List stakeholder groups identified as key for your entity and the frequency of engagement with each stakeholder group.**

<b>Stakeholder Group</b>	<b>Whether identified as Vulnerable &amp; Marginalised Group (Yes/No)</b>	<b>Channels of communication (Email, SMS, Newspaper, Pamphlets, Advertisement, Community Meetings, Notice Board, Website), Other</b>	<b>Frequency of engagement (Annually/Half yearly/ Quarterly/ others– please specify)</b>	<b>Purpose and scope of engagement including key topics and Concerns raised during such engagement</b>
Customers	No	<ul style="list-style-type: none"> <li>Customer meets &amp; Exhibitions</li> <li>Direct visits</li> <li>Feedback calls</li> <li>Online platform – Customer Relation Management (CRM)</li> </ul>	Regularly all throughout the year	<ul style="list-style-type: none"> <li>Quality</li> <li>Packaging and Labelling</li> <li>Climate Change</li> <li>Timely Delivery</li> </ul>
Investors and Shareholders	No	<ul style="list-style-type: none"> <li>Investors meet &amp; calls, quarterly Investors conference calls with investors attended by the Chairman, CCMD, Group CFO, CFO &amp; CEO.</li> <li>Shareholders/Investors Grievance forums (Dedicated team who takes care of investor relations)</li> <li>Investors are provided with an Annual Report, Quarterly Earnings Release and Sustainability Report</li> <li>The Company's website is updated regularly with relevant information</li> <li>AGM</li> </ul>	Quarterly Annual	<ul style="list-style-type: none"> <li>Sustainable business growth to create long-term value</li> <li>Timely receipt of dividends and shares</li> <li>Timely receipt of financial reports (e.g. Annual Report)</li> </ul>

Stakeholder Group	Whether identified as Vulnerable & Marginalised Group (Yes/No)	Channels of communication (Email, SMS, Newspaper, Pamphlets, Advertisement, Community Meetings, Notice Board, Website), Other	Frequency of engagement (Annually/Half yearly/ Quarterly/ others– please specify)	Purpose and scope of engagement including key topics and Concerns raised during such engagement
Employees	No	<ul style="list-style-type: none"> <li>Town Hall meets</li> <li>Skip level meets</li> <li>Chairmen’s Award</li> <li>New Joiners’ meet</li> <li>Online forum</li> <li>Six-month Stay interview</li> <li>CEO Videos</li> <li>Exit Interviews</li> </ul>	Regularly all throughout the year	<ul style="list-style-type: none"> <li>Faster decision making</li> <li>Larger Talent pool</li> <li>Collaboration</li> <li>Job enrichment</li> <li>Career growth</li> <li>No discrimination</li> <li>Work-Life Balance</li> </ul>
Suppliers and Vendors	No	<ul style="list-style-type: none"> <li>Time to time Suppliers meeting</li> <li>Vendor council, vendor meetings</li> <li>Online forums, supply chain and contract manufacturer’s site audits</li> </ul>	Regularly all throughout the year	<ul style="list-style-type: none"> <li>Timely payment</li> </ul>
Regulatory Bodies	No	<ul style="list-style-type: none"> <li>One to one meetings</li> <li>Industry bodies and other related platforms</li> </ul>	Regularly all throughout the year	<ul style="list-style-type: none"> <li>Compliance related to EHS, TAX, labour practice</li> </ul>
Community	No	<ul style="list-style-type: none"> <li>Meetings during formal community engagements</li> <li>Community interface meet</li> <li>Suggestion box at the gate</li> </ul>	Regularly all throughout the year	<ul style="list-style-type: none"> <li>Road safety</li> <li>Local employability</li> <li>Environmental pollution</li> <li>Health and hygiene</li> <li>Vocational training</li> <li>Water</li> </ul>

**Leadership Indicators**

- 1. Provide the processes for consultation between stakeholders and the Board on economic, environmental, and social topics or if consultation is delegated, how is feedback from such consultations provided to the Board.**

Respective business/ functional heads engage with the stakeholders on various ESG topics and the relevant feedback from such consultation is provided to the Board, wherever applicable.

- 2. Whether stakeholder consultation is used to support the identification and management of environmental, and social topics (Yes/ No). If so, provide details of instances as to how the inputs received from stakeholders on these topics were incorporated into the policies and activities of the entity.**

Yes, our material issues are identified based on our engagement with our stakeholders. Based on the identified material topics, we have formulated policies and have set stretched yearly sustainability goals till 2024. Annually we publish our performance against these targets in our sustainability report.

- 3. Provide details of instances of engagement with, and actions taken to, address the concerns of vulnerable/ marginalised stakeholder groups.**

For our Indian operation, every year CSR team engage with surrounding community members (including vulnerable/ marginalised groups, if any) and prioritises the stakeholder needs and makes an action plan accordingly. Post approval CSR team implement different projects covering these community members.


**PRINCIPLE 5: Businesses should respect and promote human rights**
**Essential Indicators**

1. Employees and workers who have been provided training on human rights issues and policy(ies) of the entity, in the following format:

Category	FY 2024 (Current Financial Year)			FY 2023 (Previous Financial Year)		
	Total (A)	No. of employees / workers covered (B)	% (B / A)	Total (C)	No. of employees / workers covered (D)	% (D / C)
<b>Employees</b>						
Permanent	3618	3618	100	2505	986	40
Other than Permanent	129	3	2	NA	NA	NA
<b>Total Employees</b>	<b>3747</b>	<b>3621</b>	<b>97</b>	<b>2505</b>	<b>986</b>	<b>40</b>
<b>Workers</b>						
Permanent	1781	1781	100	501	501	100
Other than Permanent	222	95	43	594	594	100
<b>Total Workers</b>	<b>2003</b>	<b>1876</b>	<b>94</b>	<b>1095</b>	<b>1095</b>	<b>100</b>

2. Details of minimum wages paid to employees and workers, in the following format:

Category	FY 2024 Current Financial Year					FY 2023 (Previous Financial Year)				
	Total (A)	Equal to Minimum Wage		More than Minimum Wage		Total (D)	Equal to Minimum Wage		More than Minimum Wage	
		No. (B)	% (B / A)	No. (C)	% (C / A)		No. (E)	% (E / D)	No. (F)	% (F / D)
<b>Employees</b>										
<b>Permanent</b>	3618	0	0	3618	100	2505	0	0	2505	100
Male	2759	0	0	2759	100	2003	0	0	2003	100
Female	859	0	0	859	100	502	0	0	502	100
<b>Other than Permanent</b>	129	0	0	129	100	NA	NA	NA	NA	NA
Male	107	0	0	107	100	NA	NA	NA	NA	NA
Female	22	0	0	22	100	NA	NA	NA	NA	NA
<b>Workers</b>										
<b>Permanent</b>	1781	0	0	1781	100	501	0	0	501	100
Male	1379	0	0	1379	100	501	0	0	501	100
Female	402	0	0	402	100	0	0	0	0	0
<b>Other than Permanent</b>	222	222	100	0	0	594	594	100	0	0
Male	216	216	100	0	0	570	570	100	0	0
Female	6	6	100	0	0	24	24	100	0	0

3. Details of remuneration/salary/wages

a. Median remuneration/wages:

Gender	Male		Female	
	Number	Median remuneration/ salary/ wages of respective category	Number	Median remuneration/ salary/ wages of respective category
Board of Directors (BoD)	12	2055000	1	2135000
Key Managerial Personnel	5	44775399	0	Nil
*Employees other than BoD and KMP	715	7,79,524	78	12,71,474
*Workers	197	8,69,264	0	NA

\*Numbers are on a standalone basis as on 31st March 2024



b. Gross wages paid to females as % of total wages paid by the entity, in the following format

	FY 2024 (Current Financial Year)	FY 2023 (Previous Financial Year)
Gross wages paid to females as % of total wages	9	11

**4. Do you have a focal point (Individual/ Committee) responsible for addressing human rights impacts or issues caused or contributed to by the business? (Yes/No)**

Yes. Any issue or concern may be reported by e-mail to [ombudsperson@jubl.com](mailto:ombudsperson@jubl.com)

**5. Describe the internal mechanisms in place to redress grievances related to human rights issues.**

The Company has formulated a 'Whistle Blower Policy' to enable the employees and Directors to voice their concerns anonymously without the fear of retaliation /victimisation/discrimination which is a sine qua non for an ethical organisation. To further augment the Corporate Governance standards, an office of the Ombudsperson for the Jubilant Bhartia Group has been established. Any issue or concern may be reported by e-mail to [ombudsperson@jubl.com](mailto:ombudsperson@jubl.com) or by logging on to [www.cwportal.com](http://www.cwportal.com), an external web portal with the Group tied up for processing issues/ concerns independently and confidentially.

**6. Number of Complaints on the following made by employees and workers:**

Benefits	FY 2024 Current Financial Year			FY 2023 Previous Financial Year		
	Filed during the year	Pending resolution at the end of year	Remarks	Filed during the year	Pending resolution at the end of year	Remarks
Sexual Harassment	2	0		1	0	
Discrimination at workplace	0	NA		0	NA	
Child Labour	0	NA		0	NA	
Forced Labour/ Involuntary Labour	0	NA		0	NA	
Wages	0	NA		0	NA	
Other human rights related issues	NA	NA		NA	NA	NA

**7. Complaints filed under the Sexual Harassment of Women at Workplace (Prevention, Prohibition and Redressal) Act, 2013, in the following format:**

	FY 2024 (Current Financial Year)	FY 2023 (Previous Financial Year)
Total Complaints reported under Sexual Harassment on of Women at Workplace (Prevention, Prohibition and Redressal) Act, 2013 (POSH)	2	1
Complaints on POSH as a % of female employees / workers	0.2	0.1
Complaints on POSH upheld	2	1

**8. Mechanisms to prevent adverse consequences to the complainant in discrimination and harassment cases.**

The Company has a robust Whistle Blower Policy and Ombudsman Process which make the workplace at Jubilant Pharmova Limited conducive to open communication regarding business practices. It enables the Directors and full-time employees to voice their concerns or disclose or report fraud, unethical behaviour, violation of the Code of Conduct, questionable accounting practices, grave misconduct, etc. without fear of retaliation/ unlawful victimisation/ discrimination which is a sine qua non for an ethical organisation. To maintain the reporting and anonymity of the whistle-blower, the Company has a dedicated portal and Ombudsperson email address.

**9. Do human rights requirements form part of your business agreements and contracts? (Yes/No)**

Yes



#### 10. Assessments for the year:

	% of your plants and offices that were assessed (by entity or statutory authorities or third parties)
Child labour	100
Forced/involuntary labour	100
Sexual harassment	100
Discrimination at workplace	100
Wages	100
Others – please specify	NA

#### 11. Provide details of any corrective actions taken or underway to address significant risks/concerns arising from the assessments at Question 10 above.

Not applicable

#### Leadership Indicators

##### 1. Details of a business process being modified/introduced as a result of addressing human rights grievances/complaints.

NA

##### 2. Details of the scope and coverage of any Human rights due-diligence conducted.

NA

##### 3. Is the premise/office of the entity accessible to differently abled visitors, as per the requirements of the Rights of Persons with Disabilities Act, 2016?

YES, our office premises in India have accessibility for differently-abled visitors as per the requirements of the Rights of Persons with Disabilities Act, 2016.

##### 4. Details on assessment of value chain partners:

	% of value chain partners (by value of business done with such partners) that were assessed*
Sexual harassment	3
Discrimination at workplace	3
Child labour	3
Forced/involuntary labour	3
Wages	3
Others – please specify	NA

\*Response provided for Indian operation

##### 5. Provide details of any corrective actions taken or underway to address significant risks / concerns arising from the assessments at Question 4 above.

None during the reporting period.

#### PRINCIPLE 6: Businesses should respect and make efforts to protect and restore the environment

#### Essential Indicators

##### 1. Details of total energy consumption (in Joules or multiples) and energy intensity, in the following format:

Parameter	FY 2024 (Current Financial Year)	FY 2023 (Previous Financial Year)
<b>From renewable sources (in PJ)</b>		
Total electricity consumption (A)	0.00677	0.11378
Total fuel consumption (B)	0.00830	0.01373
Energy consumption through other sources	0	0
<b>Total energy consumed from renewable sources (A+B+C)</b>	<b>0.01507</b>	<b>0.12751</b>

Parameter	FY 2024 (Current Financial Year)	FY 2023 (Previous Financial Year)
<b>From non-renewable sources (in PJ)</b>		
Total electricity consumption (D)	0.39255	0.30050
Total fuel consumption (E)	0.16005	0.13420
Energy consumption through other sources F (purchased steam)	0.17298	0.19176
<b>Total energy consumed from non-renewable sources (D+E+F) (in PJ)</b>	<b>0.72559</b>	<b>0.62646</b>
<b>Total energy consumed (A+B+C+D+E+F) (in PJ)</b>	<b>0.74066</b>	<b>0.75397</b>
<b>Energy intensity per rupee of turnover</b> (Total energy consumed / Revenue from operations) [in Kilo Joule/ ₹]	11.05	12.00
<b>**Energy intensity per rupee of turnover adjusted for Purchasing Power Parity (PPP)</b> (Total energy consumed / Revenue from operations adjusted for PPP) in KJ/US\$	<b>921</b>	<b>1000</b>
<b>*Energy intensity in terms of physical output (in GJ/million units)</b>	185	168
Energy intensity (optional) – the relevant metric may be selected by the entity	NA	NA

\* Considering production and energy from 4 formulation units (Roorkee, Salisbury, Spokane & Montreal)

\*\* Considering 1 ₹ equals to 0.012 US\$ as on 18.4.2024

Note: Indicate if any independent assessment/ evaluation/assurance has been carried out by an external agency? (Y/N) If yes, the name of the external agency.

No. However, the Company publish a sustainability report following GRI Standards every year where all our sustainability performances are assured by Ernst & Young Associates & LLP.

2. Does the entity have any sites/facilities identified as designated consumers (DCs) under the Performance, Achieve and Trade (PAT) Scheme of the Government of India? (Y/N) If yes, disclose whether targets set under the PAT scheme have been achieved. In case targets have not been achieved, provide the remedial action taken, if any.

Not Applicable

3. Provide details of the following disclosures related to water, in the following format:

Parameter	FY 2024 (Current Financial Year)	FY 2023 (Previous Financial Year)
<b>Water withdrawal by source (in kilolitres)</b>		
(i) Surface water	0	0
(ii) Groundwater	79504	97881
(iii) Third-party water	542633	504592
(iv) Seawater / desalinated water	0	0
(v) Others	0	0
<b>Total volume of water withdrawal (in kilolitres) (i + ii + iii + iv + v)</b>	<b>622136</b>	<b>602473</b>
<b>Total volume of water consumption (in kilolitres)</b>	<b>622136</b>	<b>602473</b>
Water intensity per rupee of turnover (Total water consumption / Revenue from operations) (m3/₹)	0.00001	0.00001
<b>**Water intensity per rupee of turnover adjusted for Purchasing Power Parity (PPP)</b> (Total water consumption / Revenue from operations adjusted for PPP) (m3/US\$)	0.0008	0.0008
<b>*Water intensity in terms of physical Output</b> (in m3/million unit)	252	231
<b>Water intensity</b> – the relevant metric may be selected by the Entity	NA	NA

\* Considering production and water consumption from 4 formulation units (Roorkee, Salisbury, Spokane & Montreal)

\*\* Considering 1 ₹ equals to 0.012 US\$ as on 18.4.2024

Note: Indicate if any independent assessment/ evaluation/assurance has been carried out by an external agency? (Y/N) If yes, name of the external agency.

No. However, the Company publish a sustainability report following GRI Standards every year where all our sustainability performances are assured by Ernst & Young Associates & LLP.



4. Provide the following details related to water discharged:

Parameter	FY 2024 (Current Financial Year)*	FY 2023 (Previous Financial Year)*
<b>Water discharge by destination and level of treatment (in kilolitres)</b>		
(i) To Surface water	NA	NA
- No treatment		
- With treatment – please specify level of treatment		
(ii) To Groundwater	NA	NA
- No treatment		
- With treatment – please specify level of treatment		
(iii) To Seawater	NA	NA
- No treatment		
- With treatment – please specify level of Treatment		
(iv) Sent to third-parties**		
- No treatment	239226	240543
- With treatment – please specify level of Treatment (through Treatment in ETP)		
(v) Others		
- No treatment	5747	5376
- With treatment – [Treated in-house in compliance to consent conditions]		
<b>Total water discharged (in kilolitres)</b>	<b>244972</b>	<b>245919</b>

\*Both the Indian manufacturing facilities are ZLD (Zero liquid discharge) plants

\*\*Effluent sent to third parties for treatment and discharge in compliance to local regulation

Note: Indicate if any independent assessment/ evaluation/assurance has been carried out by an external agency? (Y/N) If yes, name of the external agency.

No. However, the Company publish a sustainability report following GRI Standards every year where all our sustainability performances are assured by Ernst & Young Associates & LLP.

5. Has the entity implemented a mechanism for Zero Liquid Discharge? If yes, provide details of its coverage and implementation.

All our Indian manufacturing sites are Zero Liquid Discharge (ZLD). This is in line with local regulatory requirements.

6. Please provide details of air emissions (other than GHG emissions) by the entity, in the following format:

Parameter	Please specify unit	FY 2024 (Current Financial Year)	FY 2023 (Previous Financial Year)
NOx	MT	0.95	4.1
Sox	MT	0.28	0.7
Particulate matter (PM)	MT	0.57	1.9
Persistent organic pollutants (POP)	NA	NA	NA
Volatile organic compounds (VOC)	NA	NA	NA
Hazardous air pollutants (HAP)	NA	NA	NA
Others – please specify	NA	NA	NA

Note: Indicate if any independent assessment/ evaluation/assurance has been carried out by an external agency? (Y/N) If yes, name of the external agency.

No. However, the Company publish a sustainability report following GRI Standards every year where all our sustainability performances are assured by Ernst & Young Associates & LLP.

7. Provide details of greenhouse gas emissions (Scope 1 and Scope 2 emissions) & its intensity, in the following format:

Parameter	Unit	FY 2024 (Current Financial Year)	FY 2023 (Previous Financial Year)
<b>Total Scope 1 emissions</b> (Break-up of the GHG into CO <sub>2</sub> , CH <sub>4</sub> , N <sub>2</sub> O, HFCs, PFCs, SF <sub>6</sub> , NF <sub>3</sub> , if available)	Metric tonnes of CO <sub>2</sub> equivalent	8,620	8492
<b>Total Scope 2 emissions</b> (Break-up of the GHG into CO <sub>2</sub> , CH <sub>4</sub> , N <sub>2</sub> O, HFCs, PFCs, SF <sub>6</sub> , NF <sub>3</sub> , if available)	Metric tonnes of CO <sub>2</sub> equivalent	68,152	54703
<b>Total Scope 1 and Scope 2 emission intensity per rupee of turnover</b> (Total Scope 1 and Scope 2 GHG emissions / Revenue from operations)	gmCO <sub>2</sub> e/₹	1.14	1.01
<b>**Total Scope 1 and Scope 2 emission intensity per rupee of turnover adjusted for Purchasing Power Parity (PPP)</b> (Total Scope 1 and Scope 2 GHG emissions / Revenue from operations adjusted for PPP)	tCO <sub>2</sub> e/US\$	95	84
<b>*Total Scope 1 and Scope 2 emission intensity in terms of physical output</b>	tCO <sub>2</sub> e/ million Unit	10	12.4
<b>Total Scope 1 and Scope 2 emission intensity (optional)</b> – the relevant metric may be selected by the entity	NA	NA	NA

\* Considering production and GHG from 4 formulation units (Roorkee, Salisbury, Spokane & Montreal)

\*\* Considering 1 ₹ equals to 0.012 US\$ as on 18.4.2024

Note: Indicate if any independent assessment/ evaluation/assurance has been carried out by an external agency? (Y/N) If yes, name of the external agency.

No. However, the Company publish a sustainability report following GRI Standards every year where all our sustainability performances are assured by Ernst & Young Associates & LLP.

8. Does the entity have any project related to reducing Green House Gas emissions? If Yes, then provide details.

The Company has a dedicated business excellence team that every year identifies different resource efficiency projects across manufacturing sites. These include energy-saving projects also. This year the Company has implemented 10 no. of new energy saving projects. New projects and last year carry forward projects, combined together a total of 17 projects led to a reduction of 1785 tCO<sub>2</sub> (GHG) emissions during this reporting period.

9. Provide details related to waste management by the entity, in the following format:

Parameter	FY 2024 (Current Financial Year)	FY 2023 (Previous Financial Year)
<b>Total Waste generated (in metric tons)</b>		
Plastic waste (A)	41.090	34.000
E-waste (B)	1.096	0.400
Bio-medical waste (C)	97.319	105.600
Construction and demolition waste (D)	0.000	0.000
Battery waste (E)	4.782	0.400
Radioactive waste (F)	0.000	0.000
Other Hazardous waste. Please specify, if any. (G)	9840.243	12008.500
Other Non-hazardous waste generated (H). Please specify, if any. (Break-up by composition i.e. by materials relevant to the sector)	1046.732	1194.100
<b>Total (A+B + C + D + E + F + G + H)</b>	<b>11031.263</b>	<b>13343.000</b>



Parameter	FY 2024 (Current Financial Year)	FY 2023 (Previous Financial Year)
<b>Waste intensity per rupee of turnover</b> (Total waste generated / Revenue from operations) (in gm/ ₹ revenue)	<b>0.16</b>	<b>0.22</b>
<b>**Waste intensity per rupee of turnover adjusted for Purchasing Power Parity (PPP)</b> (Total waste generated / Revenue from operations adjusted for PPP) (in gm/US\$)	<b>13.71</b>	<b>18.06</b>
<b>*Waste intensity in terms of physical output Waste intensity (optional) – the relevant metric may be selected by the entity</b> (in MT/ million units)	<b>0.422</b>	<b>0.677</b>
<b>For each category of waste generated, total waste recovered through recycling, re-using or other recovery operations (in metric tonnes)</b>		
<b>Category of waste</b>		
(i) Recycled	6727.94	7456.1
(ii) Re-used	0	0
(iii) Other recovery operations (Co-processing)	1570.11	2078.30
<b>Total</b>	<b>8298.00</b>	<b>9534.40</b>
<b>For each category of waste generated, total waste disposed by nature of disposal method (in metric tonnes)</b>		
<b>Category of waste</b>		
(i) Incineration	281.38	502.88
(ii) Landfilling	2354.53	3305.70
(iii) Other disposal operations	97.32	0
<b>Total</b>	<b>2733.22</b>	<b>3808.58</b>

\* Considering production and waste generation from 4 formulation units (Roorkee, Salisbury, Spokane & Montreal)

\*\* Considering 1 ₹ equals to 0.012 US\$ as on 18.4.2024

Note: Indicate if any independent assessment/ evaluation/assurance has been carried out by an external agency? (Y/N) If yes, name of the external agency.

No. However, the Company publish a sustainability report following GRI Standards every year where all our sustainability performances are assured by Ernst & Young Associates & LLP.

**10. Briefly describe the waste management practices adopted in your establishments. Describe the strategy adopted by your company to reduce usage of hazardous and toxic chemicals in your products and processes and the practices adopted to manage such wastes.**

The Company follows the following methods for proper disposal of the hazardous waste generated at its facilities, depending on their nature and local regulations:

- Recycle and Reuse through authorised third-party
- Co-processing at cement kiln
- Secured land fill
- Incineration (both solid and liquid)

**11. If the entity has operations/offices in/around ecologically sensitive areas (such as national parks, wildlife sanctuaries, biosphere reserves, wetlands, biodiversity hotspots, forests, coastal regulation zones etc.) where environmental approvals/clearances are required, please specify details in the following format:**

S. No.	Location of operations/offices	Type of operations	Whether the conditions of environmental approval/clearance are being complied with? (Y/N) If no, the reasons there of and corrective action taken, if any.
	NA	NA	NA

12. Details of environmental impact assessments of projects undertaken by the entity based on applicable laws, in the current financial year:

Name and brief details of project	EIA Notification No.	Date	Whether conducted by independent external agency (Yes / No)	Results communicated in public domain (Yes / No)	Relevant Web link
NA	NA	NA	NA	NA	NA

13. Is the entity compliant with the applicable environmental law/ regulations/ guidelines in India; such as the Water (Prevention and Control of Pollution) Act, Air (Prevention and Control of Pollution) Act, and Environment protection act & rules thereunder (Y/N). If not, provide details of all such non-compliances, in the following format:

S. No.	*Specify the law / regulation / guidelines which was not complied with	Provide details of the non-compliance	Any fines / penalties / action taken by regulatory agencies such as pollution control boards or by courts	Corrective action taken, if any
1	NA	Nil	NA	NA

\*Response provided for Indian operation

Leadership Indicators

1. Water withdrawal, consumption and discharge in areas of water stress (in kilolitres):

For each facility/plant located in areas of water stress, provide the following information:

- (i) Name of the area: NA
- (ii) Nature of operations: NA
- (iii) Water withdrawal, consumption and discharge in the following format:

Parameter	FY 2024 (Current Financial Year)	FY 2023 (Previous Financial Year)
Water withdrawal by source (in kilolitres)		
(i) Surface water	NA	NA
(ii) Groundwater	NA	NA
(iii) Third party water	NA	NA
(iv) Seawater / desalinated water	NA	NA
(v) Others	NA	NA
<b>Total volume of water withdrawal (in kilolitres)</b>	NA	NA
<b>Total volume of water consumption (in kilolitres)</b>	NA	NA
<b>Water intensity per rupee of turnover (Water consumed / turnover)</b>	NA	NA
<b>Water intensity (optional)</b> – the relevant metric may be selected by the entity	NA	NA
<b>Water discharge by destination and level of treatment (in kilolitres)</b>		
(i) Into Surface water	NA	NA
- No treatment	NA	NA
- With treatment – please specify level of treatment	NA	NA
(ii) Into Groundwater	NA	NA
- No treatment	NA	NA
- With treatment – please specify level of treatment	NA	NA
(iii) Into Seawater	NA	NA
- No treatment	NA	NA
- With treatment – please specify level of treatment	NA	NA



Parameter	FY 2024 (Current Financial Year)	FY 2023 (Previous Financial Year)
(iv) Sent to third-parties	NA	NA
- No treatment	NA	NA
- With treatment – please specify level of treatment	NA	NA
(v) Others	NA	NA
- No treatment	NA	NA
- With treatment – please specify level of treatment	NA	NA
<b>Total water discharged (in kilolitres)</b>	<b>NA</b>	<b>NA</b>

Note: Indicate if any independent assessment/ evaluation/assurance has been carried out by an external agency? (Y/N) If yes, name of the external agency.

No. However, the Company publish sustainability report following GRI Standards every year where all our sustainability performances are assured by Ernst & Young Associates & LLP.

**2. Please provide details of total Scope 3 emissions & its intensity, in the following format:**

Parameter	Unit	FY 2024 (Current Financial Year)	FY 2023 (Previous Financial Year)
<b>Total Scope 3 emissions</b> (Break-up of the GHG into CO <sub>2</sub> , CH <sub>4</sub> , N <sub>2</sub> O, HFCs, PFCs, SF <sub>6</sub> , NF <sub>3</sub> , if available)	Metric tonnes of CO <sub>2</sub> equivalent	737234	662,296
<b>Total Scope 3 emissions per rupee of turnover</b>	kgCO <sub>2</sub> /₹	0.01100	0.01054
<b>Total Scope 3 emission intensity</b> (optional) – the relevant metric may be selected by the entity	NA	NA	NA

Note: Indicate if any independent assessment/ evaluation/assurance has been carried out by an external agency? (Y/N) If yes, the name of the external agency.

No. However, the Company publish a sustainability report following GRI Standards every year where all our sustainability performances are assured by Ernst & Young Associates & LLP.

**3. With respect to the ecologically sensitive areas reported at Question 11 of Essential Indicators above, provide details of significant direct & indirect impact of the entity on biodiversity in such areas along-with prevention and remediation activities.**

NA as mentioned above against question no. 11.

**4. If the entity has undertaken any specific initiatives or used innovative technology or solutions to improve resource efficiency or reduce impact due to emissions/effluent discharge/waste generated, please provide details of the same as well as outcome of such initiatives, as per the following format:**

S. No.	Initiative undertaken	Details of the initiative (Web-link, if any, may be provided along-with summary)	Outcome of the initiative
1.	GHG emission reduction.	This year (FY 2024) the Company has implemented 10 no. of new energy-saving projects. New projects and last year carry forward projects, combined together a total of 17 projects led to a reduction of 1785 tCO <sub>2</sub> emissions during this reporting period.  Refer to page no. 44 of third-party assured sustainability reports available in the below link to find GHG emission reduction incurred during last year (FY 2023): <a href="https://www.jubilantpharmova.com/pdf/jubilant_pharmova-sustainability_report_2022-23.pdf">https://www.jubilantpharmova.com/pdf/jubilant_pharmova-sustainability_report_2022-23.pdf</a>	Reduction of 1785 tCO <sub>2</sub> emissions during this reporting period.

**5. Does the entity have a business continuity and disaster management plan? Give details in 100 words/ web link.**

Our API (Active Pharmaceutical Ingredient) plant in India has both business continuity plan disaster management in place. Other facilities in India have onsite emergency plans at every site to take care of site-specific emergency situations and site mock drill is conducted at regular intervals. Our Cadista facility in America has a Business continuity plan in place & periodic drills are conducted as necessary.



**6. Disclose any significant adverse impact to the environment, arising from the value chain of the entity. What mitigation or adaptation measures have been taken by the entity in this regard?**

No significant adverse impact has come to our notice yet.

**7. Percentage of value chain partners (by value of business done with such partners) that were assessed for environmental impacts.**

3% of value chain partners of Indian operations were assessed during FY 2024

**PRINCIPLE 7: Businesses, when engaging in influencing public and regulatory policy, should do so in a manner that is responsible and transparent**

**Essential Indicators**

**1. a. Number of affiliations with trade and industry chambers/ associations.**

The Company and its subsidiaries have 53 affiliations with trade and industry chambers/ associations in India & abroad.

**b. List the top 10 trade and industry chambers/ associations (determined based on the total members of such body the entity is a member of/ affiliated to.**

S. No.	Initiative undertaken	Outcome of the initiative
1	All India Management Association (AIMA)	National
2	Centre for Social and Economic Progress (Formerly Brookings India)	National
3	Confederation of Indian Industry (CII)	National
4	Federation of Indian Chambers of Commerce & Industry (FICCI)	National
5	Global Compact Network	National
6	Indo-Canadian Business Chamber (ICBC)	National
7	International Ombudsman Association (IOA)	National
8	International Society of Pharmaceutical Engineering (ISPE)	National
9	Karnataka Drugs and Pharmaceuticals Manufacturers' Association (KDPMA)	State
10	Mysore Chamber of Commerce & Industry	State

**2. Provide details of corrective action taken or underway on any issues related to anti- competitive conduct by the entity, based on adverse orders from regulatory authorities.**

Name of authority	Brief of the case	Corrective action taken
NA	None	NA

**Leadership Indicators**

**1. Details of public policy positions advocated by the entity:**

S. No.	Public advocated	Method resorted for such advocacy	Whether information available in public domain? (Yes/ NO)	Frequency of policy review by Board (Annually/ Half yearly/ Quarterly / Others (please specify)	Web link if available
1	Uniform Code for Pharmaceuticals Marketing Practices	Representation through stakeholder consultation in industry Associations, connecting with the Ministry	The Government has put in place a Uniform Code for Pharmaceutical Marketing Practices (UCPMP) for Pharmaceutical companies	NA	NA
2	Draft National Pharmaceuticals Policy 2023	Review and submission through stakeholder consultation in industry Associations, connecting with the Ministry	Approach paper on the DoP website	NA	NA

\*Advocacy is channelised through the Industry Chambers and Associations as well as with the relevant Ministries at the state and centre.

**PRINCIPLE 8: Businesses should promote inclusive growth and equitable development****Essential Indicators**

- Details of Social Impact Assessments (SIA) of projects undertaken by the entity based on applicable laws, in the current financial year.**

None of the projects undertaken by Jubilant Pharmova Limited in FY 2023-24 required Social Impact Assessments.

- Provide information on the project(s) for which ongoing Rehabilitation and Resettlement (R&R) is being undertaken by your entity, in the following format:**

Not Applicable.

- Describe the mechanisms to receive and redress grievances of the community.**

There are multiple mechanisms to receive and address the grievances like regular meetings with the community, community interface meetings, suggestion box at the factory gates, etc. Grievances could also be sent to any of the HR / Admin teams of the plant locations who will handle it appropriately. The grievance could also be sent to [grievance@jubl.com](mailto:grievance@jubl.com) through email.

A policy on grievance receipt & redress is uploaded on the company's website ([https://www.jubilantpharmova.com/Uploads/image/2274imguf\\_GrievanceRedressalPolicy.pdf](https://www.jubilantpharmova.com/Uploads/image/2274imguf_GrievanceRedressalPolicy.pdf))

- Percentage of input material (inputs to total inputs by value) sourced from suppliers:**

	FY 2024 (Current Financial Year)	FY 2023 (Previous Financial Year)
Directly sourced from MSMEs/small Producers*	17	2
Directly from within India*	55	1**

\*percentage of input materials (RM + consumables) from Indian operation

\*\* From neighbouring districts

- Job creation in smaller towns – Disclose wages paid to persons employed (including employees or workers employed on a permanent or non-permanent / on contract basis) in the following locations, as % of total wage cost.**

Parameter	FY 2024 (Current Financial Year*)	FY 2023 (Previous Financial Year*)
Rural	Nil	Nil
Semi-urban	43.72%	46.75%
Urban	56.19%	53.25%
Metropolitan	0.09%	Nil

(Place to be categorised as per RBI Classification System - rural / semi-urban / urban/metropolitan)

\*Standalone value

**Leadership Indicators**

- Provide details of actions taken to mitigate any negative social impacts identified in the Social Impact Assessments (Reference: Question 1 of Essential Indicators above):**

Not Applicable

- Provide the following information on CSR projects undertaken by your entity in designated aspirational districts as identified by government bodies:**

The community around our operations at all locations are key stakeholders for the Company and we believe in having inclusive growth along with them. None of our operations are in the aspirational districts as identified by the government bodies.

- Do you have a preferential procurement policy where you give preference to purchase from suppliers comprising marginalised /vulnerable groups?**

No

- From which marginalised /vulnerable groups do you procure?**

None

- What percentage of total procurement (by value) does it constitute?**

NA

4. Details of the benefits derived and shared from the intellectual properties owned or acquired by your entity (in the current financial year), based on traditional knowledge:

S. No.	Intellectual Property based on traditional knowledge	Owned/ Acquired (Yes/No)	Benefit shared (Yes / No)	Basis of calculating benefit share
NA	NA	NA	NA	NA

5. Details of corrective actions taken or underway, based on any adverse order in intellectual property related disputes wherein usage of traditional knowledge is involved.

Not applicable.

6. Details of beneficiaries of CSR Projects:

S. No.	CSR Project	No. of persons benefitted from CSR Projects	% of beneficiaries from vulnerable and marginalised groups
1	Health	60,930	100
2	Education	55,555	100
3	Livelihood	7585	100

**PRINCIPLE 9: Businesses should engage with and provide value to their consumers in a responsible manner**

**Essential Indicators**

1. Describe the mechanisms in place to receive and respond to consumer complaints and feedback.

There are SOPs which define the activities related to the collection, detection, assessment, monitoring, and prevention of complaints associated with released products. As per Customer complaint SOP#QAD-SOP-0007-R16, Complaints are investigated and closed within 30 working days for critical complaints, 45 working days for major complaints & 60 working days for Minor & non-quality complaints

2. Turnover of products and/ services as a percentage of turnover from all products/services that carry information about:

	As a percentage to total turnover
<b>Environmental and social parameters relevant to the product</b>	100
<b>Safe and responsible usage</b>	100
<b>Recycling and/or safe disposal</b>	100

3. Number of consumer complaints in respect of the following:

Benefits	FY 2024 Current Financial Year			FY 2023 Previous Financial Year		
	Received during the year	Pending resolution at end of year	Remarks	Received during the year	Pending resolution at end of year	Remarks
Data privacy	0	NA		0	NA	
Advertising	0	NA		0	NA	
Cyber-security	0	NA		0	NA	
Delivery of essential Services	847	86		880	131	
Restrictive Trade Practices	0	NA		0	NA	
Unfair Trade Practices	0	NA		0	NA	
Other	NA	NA		NA	NA	



**4. Details of instances of product recalls on account of safety issues:**

	Number	Reasons for recall
<b>Voluntary recalls</b>	0	NA
<b>Forced recalls</b>	0	NA

**5. Does the entity have a framework/ policy on cyber security and risks related to data privacy? (Yes/No) If available, provide a web link of the policy.**

Yes, Weblink - <https://www.jubilantpharmova.com/privacy-policy>

Our IT processes are ISO 27001 certified and we follow the NIST Cyber Security framework which ensures compliance with international standards and frameworks.

**6. Provide details of any corrective actions taken or underway on issues relating to advertising, and delivery of essential services; cyber security and data privacy of customers; re-occurrence of instances of product recalls; penalty/action taken by regulatory authorities on safety of products/services.**

Not applicable

**7. Provide the following information relating to data breaches:**

- Number of instances of data breaches - None
- Percentage of data breaches involving personally identifiable information of customers - None
- Impact, if any, of the data breaches - NA

**Leadership Indicators**

**1. Channels/platforms where information on products and services of the entity can be accessed (provide web link, if available).**

Web link - <https://www.jubilantpharmova.com/#business-segments>

**2. Steps taken to inform and educate consumers about safe and responsible usage of products and/or services.**

The Company displays product information on the product label, over and above what is mandated as per local laws. Our products also carry a detailed information leaflet on the safe use of the products wherever applicable. As a pharmaceutical manufacturer, the Company's manufacturing facilities are required to comply with all applicable Quality and Regulatory authority requirements of the country of origin and country of export, including ensuring that quality and manufacturing processes conform to current Good Manufacturing Practices (cGMP).

**3. Mechanisms in place to inform consumers of any risk of disruption/discontinuation of essential services.**

Our team gives advance intimation to the concerned customers, if there are any disruptions in supplies of our products and likely timelines to restore the supplies so that customers are accordingly prepared.

**4. Does the entity display product information on the product over and above what is mandated as per local laws? (Yes/No/ Not Applicable) If yes, provide details in brief. Did your entity carry out any survey with regard to consumer satisfaction relating to the major products/services of the entity, significant locations of operation of the entity or the entity as a whole? (Yes/No)**

No. Our products are regulated by many agencies and do not display information on the product over and above what is mandated per regulations. All product labelling must be approved by the regulatory agencies to ensure compliance with the regulations and laws.

# Independent Auditor's Report

## To the Members of Jubilant Pharmova Limited

### Report on the Audit of the Standalone Financial Statements

#### Opinion

1. We have audited the accompanying standalone financial statements of Jubilant Pharmova Limited ('the Company'), which comprise the Balance Sheet as at 31 March 2024, the Statement of Profit and Loss (including Other Comprehensive loss), the Statement of Cash Flow and the Statement of Changes in Equity for the year then ended, and notes to the standalone financial statements, including material accounting policy information and other explanatory information.
2. In our opinion and to the best of our information and according to the explanations given to us, the aforesaid standalone financial statements give the information required by the Companies Act, 2013 ('the Act') in the manner so required and give a true and fair view in conformity with the Indian Accounting Standards ('Ind AS') specified under section 133 of the Act read with the Companies (Indian Accounting Standards) Rules, 2015 and other accounting principles generally accepted in India, of the state of affairs of the Company as at 31 March 2024, and its profit (including other comprehensive loss), its cash flows and the changes in equity for the year ended on that date.

5. We have determined the matter described below to be the key audit matters to be communicated in our report.

#### Basis for Opinion

3. We conducted our audit in accordance with the Standards on Auditing specified under section 143(10) of the Act. Our responsibilities under those standards are further described in the Auditor's Responsibilities for the Audit of the Standalone Financial Statements section of our report. We are independent of the Company in accordance with the Code of Ethics issued by the Institute of Chartered Accountants of India ('ICAI') together with the ethical requirements that are relevant to our audit of the financial statements under the provisions of the Act and the rules thereunder, and we have fulfilled our other ethical responsibilities in accordance with these requirements and the Code of Ethics. We believe that the audit evidence we have obtained is sufficient and appropriate to provide a basis for our opinion.

#### Key Audit Matter

4. Key audit matters are those matters that, in our professional judgment, were of most significance in our audit of the standalone financial statements of the current period. These matters were addressed in the context of our audit of the standalone financial statements as a whole, and in forming our opinion thereon, and we do not provide a separate opinion on these matters.

Key audit matter	How our audit addressed the key audit matter
<p><b>Impairment assessment of Goodwill</b></p> <p>Refer notes 2 (d)(ii) and 4 to the accompanying standalone financial statements.</p> <p>As at 31 March, 2024, the Company's assets include goodwill aggregating to ₹ 1,371 million relating to business acquisitions made by the Company in earlier years. The company has performed annual impairment test of goodwill as required under Ind AS 36, Impairment of Assets ('Ind AS 36') by determining the fair value of the Cash Generated Units (CGUs) to which the goodwill is allocated, using discounted cash flow method.</p> <p>The carrying values of goodwill will be recovered through future cash flows and there is a risk that the goodwill will be impaired if the cash flows do not meet the Company's expectations.</p>	<p>Our audit relating to impairment assessment of goodwill included, but was not limited to, the following procedures:</p> <ul style="list-style-type: none"> <li>• Obtained an understanding of the management's process for identification of CGU to which goodwill is allocated and for performing impairment assessment;</li> <li>• Evaluated the design and tested the operating effectiveness of the key internal controls over the process of impairment assessment;</li> <li>• Evaluated management's identification of CGU;</li> <li>• Involved auditor's valuation expert to assess the appropriateness of the valuation methodology and assumptions used by the management to determine the recoverable values of CGU;</li> <li>• Reconciled the cash flows to the business plans approved by the Board of Directors of the company;</li> </ul>



Key audit matter	How our audit addressed the key audit matter
<p>The determination of the recoverable value of CGUs requires management to estimate future cash flow projections using certain key estimates and assumptions, principally relating to estimated revenue, operating margins, growth rates, and involves determining appropriate discount rates.</p> <p>Considering goodwill balance is significant to the standalone financial statements and its annual impairment assessment involves a high degree of subjectivity and estimate uncertainty as described above, which requires significant auditor attention, and therefore, impairment assessment of goodwill is considered as a key audit matter for the current year audit.</p>	<ul style="list-style-type: none"> <li>• Evaluated and challenged management's assumptions such as implied growth rates during explicit periods, terminal growth rates and discount rates for their appropriateness based on our understanding of the business, past results and external factors such as industry trends and forecasts;</li> <li>• Tested the mathematical accuracy of the management computations;</li> <li>• Performed independent sensitivity analysis of aforesaid key assumptions to assess the effect of reasonably possible variations on the estimated recoverable amounts to evaluate sufficiency of headroom between recoverable values and carrying amounts; and</li> <li>• Evaluated the appropriateness and adequacy of disclosures given in the standalone financial statements including disclosure of significant assumptions, judgements used and sensitivity analysis performed by the management, in accordance with applicable accounting standards.</li> </ul>

#### Information other than the Financial Statements and Auditor's Report thereon

6. The Company's Board of Directors are responsible for the other information. The other information comprises the information included in the Annual Report, but does not include the standalone financial statements and our auditor's report thereon. The Annual Report is expected to be made available to us after the date of this auditor's report.

Our opinion on the standalone financial statements does not cover the other information and we will not express any form of assurance conclusion thereon.

In connection with our audit of the standalone financial statements, our responsibility is to read the other information identified above when it becomes available and, in doing so, consider whether the other information is materially inconsistent with the standalone financial statements or our knowledge obtained in the audit or otherwise appears to be materially misstated.

When we read the Annual Report, if we conclude that there is a material misstatement therein, we are required to communicate the matter to those charged with governance.

#### Responsibilities of Management and Those Charged with Governance for the Standalone Financial Statements

7. The accompanying standalone financial statements have been approved by the Company's Board of Directors. The Company's Board of Directors are responsible for the matters stated in section 134(5) of the Act with respect to the preparation and presentation of these standalone financial statements that give a true and fair view of the

financial position, financial performance including other comprehensive loss, changes in equity and cash flows of the Company in accordance with the Ind AS specified under section 133 of the Act and other accounting principles generally accepted in India. This responsibility also includes maintenance of adequate accounting records in accordance with the provisions of the Act for safeguarding of the assets of the Company and for preventing and detecting frauds and other irregularities; selection and application of appropriate accounting policies; making judgments and estimates that are reasonable and prudent; and design, implementation and maintenance of adequate internal financial controls, that were operating effectively for ensuring the accuracy and completeness of the accounting records, relevant to the preparation and presentation of the standalone financial statements that give a true and fair view and are free from material misstatement, whether due to fraud or error.

8. In preparing the standalone financial statements, the Board of Directors is responsible for assessing the Company's ability to continue as a going concern, disclosing, as applicable, matters related to going concern and using the going concern basis of accounting unless the Board of Directors either intends to liquidate the Company or to cease operations, or has no realistic alternative but to do so.
9. The Board of Directors is also responsible for overseeing the Company's financial reporting process.

#### Auditor's Responsibilities for the Audit of the Standalone Financial Statements

10. Our objectives are to obtain reasonable assurance about whether the standalone financial statements as a whole

are free from material misstatement, whether due to fraud or error, and to issue an auditor's report that includes our opinion. Reasonable assurance is a high level of assurance, but is not a guarantee that an audit conducted in accordance with Standards on Auditing will always detect a material misstatement when it exists. Misstatements can arise from fraud or error and are considered material if, individually or in the aggregate, they could reasonably be expected to influence the economic decisions of users taken on the basis of these standalone financial statements.

11. As part of an audit in accordance with Standards on Auditing, specified under section 143(10) of the Act we exercise professional judgment and maintain professional skepticism throughout the audit. We also:

- Identify and assess the risks of material misstatement of the standalone financial statements, whether due to fraud or error, design and perform audit procedures responsive to those risks, and obtain audit evidence that is sufficient and appropriate to provide a basis for our opinion. The risk of not detecting a material misstatement resulting from fraud is higher than for one resulting from error, as fraud may involve collusion, forgery, intentional omissions, misrepresentations, or the override of internal control;
- Obtain an understanding of internal control relevant to the audit in order to design audit procedures that are appropriate in the circumstances. Under section 143(3) (i) of the Act we are also responsible for expressing our opinion on whether the Company has adequate internal financial controls with reference to standalone financial statements in place and the operating effectiveness of such controls;
- Evaluate the appropriateness of accounting policies used and the reasonableness of accounting estimates and related disclosures made by management;
- Conclude on the appropriateness of Board of Directors' use of the going concern basis of accounting and, based on the audit evidence obtained, whether a material uncertainty exists related to events or conditions that may cast significant doubt on the Company's ability to continue as a going concern. If we conclude that a material uncertainty exists, we are required to draw attention in our auditor's report to the related disclosures in the standalone financial statements or, if such disclosures are inadequate, to modify our opinion. Our conclusions are based on the audit evidence obtained up to the date of our auditor's report. However, future events or conditions may cause the Company to cease to continue as a going concern; and
- Evaluate the overall presentation, structure and content of the standalone financial statements, including the

disclosures, and whether the standalone financial statements represent the underlying transactions and events in a manner that achieves fair presentation.

12. We communicate with those charged with governance regarding, among other matters, the planned scope and timing of the audit and significant audit findings, including any significant deficiencies in internal control that we identify during our audit.
13. We also provide those charged with governance with a statement that we have complied with relevant ethical requirements regarding independence, and to communicate with them all relationships and other matters that may reasonably be thought to bear on our independence, and where applicable, related safeguards.
14. From the matters communicated with those charged with governance, we determine those matters that were of most significance in the audit of the standalone financial statements of the current period and are therefore the key audit matters. We describe these matters in our auditor's report unless law or regulation precludes public disclosure about the matter or when, in extremely rare circumstances, we determine that a matter should not be communicated in our report because the adverse consequences of doing so would reasonably be expected to outweigh the public interest benefits of such communication.

#### Other Matter

15. The standalone financial statements of the Company for the year ended 31 March 2023 were audited by the predecessor auditor, B S R & Co. LLP, Chartered Accountants, who have expressed an unmodified opinion on those standalone financial statements vide their audit report dated 29 May 2023.

#### Report on Other Legal and Regulatory Requirements

16. As required by section 197(16) of the Act based on our audit, we report that the Company has paid remuneration to its directors during the year in accordance with the provisions of and limits laid down under section 197 read with Schedule V to the Act.
17. As required by the Companies (Auditor's Report) Order, 2020 ('the Order') issued by the Central Government of India in terms of section 143(11) of the Act we give in the Annexure I, a statement on the matters specified in paragraphs 3 and 4 of the Order, to the extent applicable.
18. Further to our comments in Annexure I, as required by section 143(3) of the Act based on our audit, we report, to the extent applicable, that:
  - a) We have sought and obtained all the information and explanations which to the best of our knowledge and



belief were necessary for the purpose of our audit of the accompanying standalone financial statements;

- b) In our opinion, proper books of account as required by law have been kept by the Company so far as it appears from our examination of those books including the manner prescribed in Rule 3(1) of Companies (Accounts) Rules, 2014, except that the audit trail feature was not enabled at the database level as further stated in paragraph 18(h)(vi) below on reporting under Rule 11(g) of the Companies (Audit and Auditors) Rules, 2014 (as amended);
- c) The standalone financial statements dealt with by this report are in agreement with the books of account;
- d) In our opinion, the aforesaid standalone financial statements comply with Ind AS specified under section 133 of the Act;
- e) On the basis of the written representations received from the directors and taken on record by the Board of Directors, none of the directors is disqualified as on 31 March 2024 from being appointed as a director in terms of section 164(2) of the Act;
- f) With respect to the maintenance of accounts and other matters connected therewith refer to our comments in paragraph 18(b) above on reporting under Section 143(b) of the Act and paragraph 18(h)(vi) below on reporting under rule 11(g) of the Companies (Audit and Auditors) Rules, 2014 (as amended);
- g) With respect to the adequacy of the internal financial controls with reference to standalone financial statements of the Company as on 31 March 2024 and the operating effectiveness of such controls, refer to our separate report in Annexure II wherein we have expressed an unmodified opinion; and
- h) With respect to the other matters to be included in the Auditor's Report in accordance with rule 11 of the Companies (Audit and Auditors) Rules, 2014 (as amended), in our opinion and to the best of our information and according to the explanations given to us:
  - i. The Company, as detailed in note 38 to the standalone financial statements, has disclosed the impact of pending litigations on its financial position as at 31 March 2024;
  - ii. The Company did not have any long-term contracts including derivative contracts for which there were any material foreseeable losses as at 31 March 2024;
  - iii. There has been no delay in transferring amounts, required to be transferred, to the Investor Education

and Protection Fund by the Company during the year ended 31 March 2024;

- iv. a. The management has represented that, to the best of its knowledge and belief, as disclosed in note 48 (a) to the standalone financial statements, no funds have been advanced or loaned or invested (either from borrowed funds or securities premium or any other sources or kind of funds) by the Company to or in any person(s) or entity(ies), including foreign entities ('the intermediaries'), with the understanding, whether recorded in writing or otherwise, that the intermediary shall, whether directly or indirectly lend or invest in other persons or entities identified in any manner whatsoever by or on behalf of the Company ('the Ultimate Beneficiaries') or provide any guarantee, security or the like on behalf the Ultimate Beneficiaries;
- b. The management has represented that, to the best of its knowledge and belief, as disclosed in note 48 (b) to the standalone financial statements, no funds have been received by the Company from any person(s) or entity(ies), including foreign entities ('the Funding Parties'), with the understanding, whether recorded in writing or otherwise, that the Company shall, whether directly or indirectly, lend or invest in other persons or entities identified in any manner whatsoever by or on behalf of the Funding Party ('Ultimate Beneficiaries') or provide any guarantee, security or the like on behalf of the Ultimate Beneficiaries; and
- c. Based on such audit procedures performed as considered reasonable and appropriate in the circumstances, nothing has come to our notice that has caused us to believe that the management representations under sub-clauses (a) and (b) above contain any material misstatement.
- v. a. The final dividend paid by the Company during the year ended 31 March 2024 in respect of such dividend declared for the previous year is in accordance with section 123 of the Act to the extent it applies to payment of dividend.
- b. As stated in note 35 (b) to the accompanying standalone financial statements, the Board of Directors of the Company have proposed final dividend for the year ended 31 March 2024 which is subject to the approval of the members at the ensuing Annual



General Meeting. The dividend declared is in accordance with section 123 of the Act to the extent it applies to declaration of dividend.

- vi. As stated in Note 49 to the financial statements and based on our examination which included test checks, the Company, in respect of financial year commencing on 01 April 2023, has used accounting software for maintaining its books of account which has a feature of recording audit trail (edit log) facility and the same have been operated throughout the year for all relevant transactions recorded in the software other than the audit trail feature was not enabled at the database level for accounting software to log any direct data changes

for the period 01 April 2023 to 30 November 2023, used for maintenance of all accounting and payroll records by the Company. Further, during the course of our audit, we did not come across any instance of audit trail feature being tampered with in respect of the accounting software where such feature is enabled.

For **Walker Chandiok & Co LLP**  
Chartered Accountants  
Firm's Registration No.: 001076N/N500013

**Ashish Gupta**

Partner

Membership No.: 504662

UDIN: 24504662BKGEDQ9422

**Place:** Noida

**Date:** 29 May 2024



## Annexure I referred to in paragraph 17 of the Independent Auditor's Report of even date to the members of Jubilant Pharmova Limited on the standalone financial statements for the year ended 31 March 2024

In terms of the information and explanations sought by us and given by the Company and the books of account and records examined by us in the normal course of audit, and to the best of our knowledge and belief, we report that:

- (i) (a) (A) The Company has maintained proper records showing full particulars, including quantitative details and situation of property, plant and equipment, capital work in progress and relevant details of right-of-use assets.
- (B) The Company has maintained proper records showing full particulars of intangible assets.
- (b) The Company has a regular programme of physical verification of its property, plant and equipment, capital work in progress and relevant details of right-of-use assets under which the assets are physically verified in a phased manner over a period of 3 years, which in our opinion, is reasonable having regard to the size of the Company and the nature of its assets. In accordance with this programme, certain property, plant and equipment, and relevant details of right-of-use assets were verified during the year and no material discrepancies were noticed on such verification.
- (c) The title deeds of all the immovable properties held by the Company (other than properties where the Company is the lessee and the lease agreements are duly executed in favour of the lessee), disclosed in Note 40 to the standalone financial statements, are held in the name of the Company.
- (d) The Company has not revalued its property, plant and equipment including right-of-use assets or intangible assets during the year.
- (e) No proceedings have been initiated or are pending against the Company for holding any benami property under the Prohibition of Benami Property Transactions Act, 1988 (as amended) and rules made thereunder.
- (ii) (a) The management has conducted physical verification of inventory at reasonable intervals during the year, except for goods-in-transit and inventory lying with third parties. In our opinion, the coverage and procedure of such verification by the management is appropriate and no discrepancies of 10% or more in the aggregate for each class of inventory were noticed as compared to book records. In

respect of inventory lying with third parties, these have substantially been confirmed by the third parties and in respect of goods-in-transit, these have been confirmed from corresponding receipt or dispatch inventory records.

- (b) As disclosed in Note 15 (B) to the standalone financial statements, the Company has been sanctioned a working capital limit in excess of ₹ 5 crores by banks based on the security of current assets. The quarterly statements, in respect of the working capital limits have been filed by the Company with such banks and such statements are in agreement with the books of account of the Company for the respective periods, which were subject to audit.
- (iii) The Company has not provided any guarantee or security or granted or advances in the nature of loans to companies, firms, limited liability partnerships during the year. The Company has made investments in and loans to other parties during the year, in respect of which:
- a) The Company has provided loans to Others during the year as per details given below:
- | Particulars   | Loans<br>(₹ in million) |
|---|-------------------------|
| Aggregate amount granted during the year - Others                               | 3                       |
| Balance outstanding as at balance sheet date in respect of above cases - Others | 3                       |
- b) In our opinion, and according to the information and explanations given to us, the investments made and terms and conditions of the grant of all loans provided are, prima facie, not prejudicial to the interest of the Company.
- c) In respect of loans granted by the Company, the schedule of repayment of principal and payment of interest has been stipulated and the repayments or receipts of principal and interest are regular.
- d) There is no amount which is overdue for more than 90 days in respect of loans granted to other parties.
- e) The Company has not granted any loan which has fallen due during the year. Further, no fresh loans were granted to any party to settle the

overdue loans in nature of loan that existed as at the beginning of the year.

- f) The Company has not granted any loans, which are repayable on demand or without specifying any terms or period of repayment.
- (iv) In our opinion, and according to the information and explanations given to us, the Company has complied with the provisions of section 186 of the Act in respect of investments made. Further, the Company has not entered into any transaction covered under section 185 and section 186 of the Act in respect of loans granted, guarantees and security provided by it.
- (v) In our opinion, and according to the information and explanations given to us, the Company has not accepted any deposits or there are no amounts which have been deemed to be deposits within the meaning of sections 73 to 76 of the Act and the Companies (Acceptance of Deposits) Rules, 2014 (as amended). Accordingly, reporting under clause 3(v) of the Order is not applicable to the Company.
- (vi) The Central Government has specified maintenance of cost records under sub-section (1) of section

148 of the Act in respect of the products of the Company. We have broadly reviewed the books of account maintained by the Company pursuant to the rules made by the Central Government for the maintenance of cost records and are of the opinion that, prima facie, the prescribed accounts and records have been made and maintained. However, we have not made a detailed examination of the cost records with a view to determine whether they are accurate or complete.

- (vii) (a) In our opinion, and according to the information and explanations given to us, undisputed statutory dues including goods and services tax, provident fund, employees' state insurance, income-tax, sales-tax, service tax, duty of customs, duty of excise, value added tax, cess and other material statutory dues, as applicable, have generally been regularly deposited with the appropriate authorities by the Company, though there have been slight delays in a few cases. Further, no undisputed amounts payable in respect thereof were outstanding at the year-end for a period of more than six months from the date they became payable.

- (b) According to the information and explanations given to us, there are no statutory dues referred in sub-clause (a) which have not been deposited with the appropriate authorities on account of any dispute except for the following:

Name of the statute	Nature of dues	Gross Amount (₹ in million)	Amount paid Under Protest (₹ in million)	Period to which the amount relates (FY)	Forum where dispute is pending
Income Tax Act, 1961	Income tax	260	-	2008-09 to 2010-11	Assessing Officer
Income Tax Act, 1961	Income tax	366	-	2012-13 to 2017-18	Commissioner of Income Tax (Appeals)
Income Tax Act, 1961	Income tax	95	-	2011-12	Income Tax Appellant Tribunal, New Delhi
Income Tax Act, 1961	Income tax	9	-	2009-10	High Court, Allahabad
Central Goods And Services Tax Act, 2017	Goods and Services Tax	2	2	2018-19	Joint Commissioner, Commercial Tax (Appeals)
The Customs Act, 1962	Custom duty	1	-	2015-16 to 2019-20	CESTAT, Bengaluru
The Customs Act, 1962	Custom duty	21	-	2019-20	Commissioner (Appeals), Chennai
Central Goods And Services Tax Act, 2017	Goods and Services Tax	6	1	2019-20	Deputy Commissioner, Uttar Pradesh

- (viii) According to the information and explanations given to us, no transactions were surrendered or disclosed as income



during the year in the tax assessments under the Income Tax Act, 1961 (43 of 1961) which have not been previously recorded in the books of accounts.

- (ix) (a) According to the information and explanations given to us, the Company has not defaulted in repayment of its loans or borrowings or in the payment of interest thereon to any lender.
- (b) According to the information and explanations given to us including confirmations received from banks and financial institution representation received from the management of the Company, and on the basis of our audit procedures, we report that the Company has not been declared a willful defaulter by any bank or financial institution or government or any government authority.
- (c) In our opinion and according to the information and explanations given to us, money raised by way of term loans were applied for the purposes for which these were obtained.
- (d) In our opinion and according to the information and explanations given to us, and on an overall examination of the financial statements of the Company, funds raised by the Company on short term basis have, prima facie, not been utilised for long term purposes.
- (e) According to the information and explanations given to us and on an overall examination of the financial statements of the Company, the Company has not taken any funds from any entity or person on account of or to meet the obligations of its subsidiaries or associates.
- (f) According to the information and explanations given to us, the Company has not raised any loans during the year on the pledge of securities held in its subsidiaries or associate companies.
- (x) (a) The Company has not raised any money by way of initial public offer or further public offer (including debt instruments), during the year. Accordingly, reporting under clause 3(x)(a) of the Order is not applicable to the Company.
- (b) According to the information and explanations given to us and on the basis of our examination of the records of the Company, the Company has not made any preferential allotment or private placement of shares or (fully, partially or optionally) convertible debentures during the year. Accordingly, reporting under clause 3(x)(b) of the Order is not applicable to the Company.
- (xi) (a) To the best of our knowledge and according to the information and explanations given to us, no fraud by the Company or no fraud on the Company has been noticed or reported during the period covered by our audit.
- (b) According to the information and explanations given to us including the representation made to us by the management of the Company, no report under sub-section 12 of section 143 of the Act has been filed by the auditors in Form ADT-4 as prescribed under rule 13 of Companies (Audit and Auditors) Rules, 2014, with the Central Government for the period covered by our audit.
- (c) According to the information and explanations given to us including the representation made to us by the management of the Company, there are no whistle-blower complaints received by the Company during the year.
- (xii) The Company is not a Nidhi Company and the Nidhi Rules, 2014 are not applicable to it. Accordingly, reporting under clause 3(xii) of the Order is not applicable to the Company.
- (xiii) In our opinion and according to the information and explanations given to us, all transactions entered into by the Company with the related parties are in compliance with sections 177 and 188 of the Act, where applicable. Further, the details of such related party transactions have been disclosed in the standalone financial statements, as required under Indian Accounting Standard (Ind AS) 24, Related Party Disclosures specified in Companies (Indian Accounting Standards) Rules 2015 as prescribed under section 133 of the Act.
- (xiv) (a) In our opinion and according to the information and explanations given to us, the Company has an internal audit system which is commensurate with the size and nature of its business as required under the provisions of section 138 of the Act.
- (b) We have considered the reports issued by the Internal Auditors of the Company till date for the period under audit.
- (xv) According to the information and explanation given to us, the Company has not entered into any non-cash transactions with its directors or persons connected with its directors and accordingly, reporting under clause 3(xv) of the Order with respect to compliance with the provisions of section 192 of the Act are not applicable to the Company.
- (xvi) The Company is not required to be registered under section 45-IA of the Reserve Bank of India Act, 1934. Accordingly, reporting under clauses 3(xvi)(a), (b) and (c) of the Order are not applicable to the Company.
- (d) Based on the information and explanations given to us and as represented by the management of the Company, the Group (as defined in Core

Investment Companies (Reserve Bank) Directions, 2016) does not have any CIC.

- (xvii) The Company has not incurred any cash losses in the current financial year as well as the immediately preceding financial year.
- (xviii) There has been no resignation of the statutory auditors during the year. Accordingly, reporting under clause 3(xviii) of the Order is not applicable to the Company.
- (xix) According to the information and explanations given to us and on the basis of the financial ratios, ageing and expected dates of realisation of financial assets and payment of financial liabilities, other information in the standalone financial statements, our knowledge of the plans of the Board of Directors and management and based on our examination of the evidence supporting the assumptions, nothing has come to our attention, which causes us to believe that any material uncertainty exists as on the date of the audit report indicating that Company is not capable of meeting its liabilities existing at the date of balance sheet as and when they fall due within a period of one year from the balance sheet date. We, however, state that this is not an assurance as to the future viability of the company. We further state that our reporting is based on the facts up to the date of the audit report and we neither give any guarantee

nor any assurance that all liabilities falling due within a period of one year from the balance sheet date, will get discharged by the company as and when they fall due.

- (xx) According to the information and explanations given to us, the Company does not have any unspent amounts towards Corporate Social Responsibility in respect of any ongoing or other than ongoing project as at the end of the financial year. Accordingly, reporting under clause 3(xx) of the Order is not applicable to the Company.
- (xxi) The reporting under clause 3(xxi) of the Order is not applicable in respect of audit of standalone financial statements of the Company. Accordingly, no comment has been included in respect of said clause under this report.

For **Walker Chandiok & Co LLP**

Chartered Accountants

Firm's Registration No.: 001076N/N500013

**Ashish Gupta**

Partner

Membership No.: 504662

UDIN: 24504662BKGEDQ9422

**Place:** Noida

**Date:** 29 May 2024



## Annexure II

### Independent Auditor's Report on the internal financial controls with reference to the standalone financial statements of Jubilant Pharmova Limited under Clause (i) of Sub-section 3 of Section 143 of the Companies Act, 2013 ('the Act')

1. In conjunction with our audit of the standalone financial statements of Jubilant Pharmova Limited ('the Company') as at and for the year ended 31 March 2024, we have audited the internal financial controls with reference to standalone financial statements of the Company as at that date.

### Responsibilities of Management and Those Charged with Governance for Internal Financial Controls

2. The Company's Board of Directors is responsible for establishing and maintaining internal financial controls based on the internal financial controls with reference to standalone financial statements criteria established by the Company considering the essential components of internal control stated in the Guidance Note on Audit of Internal Financial Controls over Financial Reporting issued by the Institute of Chartered Accountants of India ('ICAI') ('the Guidance Note'). These responsibilities include the design, implementation and maintenance of adequate internal financial controls that were operating effectively for ensuring the orderly and efficient conduct of the Company's business, including adherence to the Company's policies, the safeguarding of its assets, the prevention and detection of frauds and errors, the accuracy and completeness of the accounting records, and the timely preparation of reliable financial information, as required under the Act.

### Auditor's Responsibility for the Audit of the Internal Financial Controls with Reference to Standalone Financial Statements

3. Our responsibility is to express an opinion on the Company's internal financial controls with reference to standalone financial statements based on our audit. We conducted our audit in accordance with the Standards on Auditing issued by the ICAI prescribed under Section 143(10) of the Act, to the extent applicable to an audit of internal financial controls with reference to standalone financial statements, and the Guidance Note. Those Standards and the Guidance Note require that we comply with ethical requirements and plan and perform the audit to obtain reasonable assurance about whether adequate internal financial controls with reference to standalone financial statements were established and maintained and if such controls operated effectively in all material respects.
4. Our audit involves performing procedures to obtain audit evidence about the adequacy of the internal financial controls with reference to standalone financial statements and their operating effectiveness. Our audit of internal financial controls with reference to standalone financial statements includes obtaining an understanding of such internal financial controls, assessing the risk that a material weakness exists, and testing and evaluating the design and operating effectiveness of internal control based on the assessed risk. The procedures selected depend on the auditor's judgement, including the assessment of the risks of material misstatement of the standalone financial statements, whether due to fraud or error.

5. We believe that the audit evidence we have obtained is sufficient and appropriate to provide a basis for our audit opinion on the Company's internal financial controls with reference to standalone financial statements.

### Meaning of Internal Financial Controls with Reference to Standalone Financial Statements

6. A company's internal financial controls with reference to standalone financial statements is a process designed to provide reasonable assurance regarding the reliability of financial reporting and the preparation of standalone financial statements for external purposes in accordance with generally accepted accounting principles. A company's internal financial controls with reference to standalone financial statements include those policies and procedures that (1) pertain to the maintenance of records that, in reasonable detail, accurately and fairly reflect the transactions and dispositions of the assets of the company; (2) provide reasonable assurance that transactions are recorded as necessary to permit preparation of standalone financial statements in accordance with generally accepted accounting principles, and that receipts and expenditures of the company are being made only in accordance with authorisations of management and directors of the company; and (3) provide reasonable assurance regarding prevention or timely detection of unauthorised acquisition, use, or disposition of the company's assets that could have a material effect on the standalone financial statements.

### Inherent Limitations of Internal Financial Controls with Reference to Standalone Financial Statements

7. Because of the inherent limitations of internal financial controls with reference to standalone financial statements, including the possibility of collusion or improper management override of controls, material misstatements due to error or fraud may occur and not be detected. Also, projections of any evaluation of the internal financial controls with reference to standalone financial statements to future periods are subject to the risk that the internal financial controls with reference to standalone financial statements may become inadequate because of changes in conditions, or that the degree of compliance with the policies or procedures may deteriorate.

### Opinion

8. In our opinion, the Company has, in all material respects, adequate internal financial controls with reference to standalone financial statements and such controls were operating effectively as at 31 March 2024, based on the internal financial controls with reference to standalone financial statements criteria established by the Company considering the essential components of internal control stated in the Guidance Note.

For **Walker Chandio & Co LLP**  
Chartered Accountants  
Firm's Registration No.: 001076N/N500013

**Ashish Gupta**  
Partner

Place: Noida  
Date: 29 May 2024

Membership No.: 504662  
UDIN: 24504662BKGEDQ9422

## Balance Sheet

as at 31 March 2024

(₹ in million)

	Notes	As at	
		31 March 2024	31 March 2023
<b>ASSETS</b>			
<b>Non-current assets</b>			
Property, plant and equipment	3	5,226	4,915
Capital work-in-progress	3	370	470
Goodwill	4	1,371	1,371
Other intangible assets	4	18	8
Right-of-use assets	40	498	580
Financial assets			
i. Investments	5	16,569	16,566
ii. Loans	6	2	3
iii. Other financial assets	7	113	96
Deferred tax assets (net)	8	119	170
Income tax assets (net)		149	95
Other non-current assets	12	78	22
<b>Total non-current assets</b>		<b>24,513</b>	<b>24,296</b>
<b>Current assets</b>			
Inventories	9	2,509	3,136
Financial assets			
i. Trade receivables	10	1,942	1,885
ii. Cash and cash equivalents	11	361	110
iii. Loans	6	1	-
iv. Other financial assets	7	97	136
Other current assets	12	496	521
<b>Total current assets</b>		<b>5,406</b>	<b>5,788</b>
<b>Total assets</b>		<b>29,919</b>	<b>30,084</b>
<b>EQUITY AND LIABILITIES</b>			
<b>Equity</b>			
Equity share capital	13	159	159
Other equity		23,586	23,986
<b>Total equity</b>		<b>23,745</b>	<b>24,145</b>
<b>Liabilities</b>			
<b>Non-current liabilities</b>			
Financial liabilities			
i. Borrowings	15(A)	2,465	1,740
ii. Lease Liabilities		281	353
Provisions	16	268	228
Other non-current liabilities	19	6	6
<b>Total non-current liabilities</b>		<b>3,020</b>	<b>2,327</b>
<b>Current liabilities</b>			
Financial liabilities			
i. Borrowings	15(B)	964	1,275
ii. Lease liabilities		95	88
iii. Trade payables	17		
Total outstanding dues of micro enterprises and small enterprises		67	101
Total outstanding dues of creditors other than micro enterprises and small enterprises		1,417	1,542
iv. Other financial liabilities	18	273	293
Other current liabilities	19	267	201
Provisions	16	69	110
Current tax liabilities (net)		2	2
<b>Total current liabilities</b>		<b>3,154</b>	<b>3,612</b>
<b>Total liabilities</b>		<b>6,174</b>	<b>5,939</b>
<b>Total equity and liabilities</b>		<b>29,919</b>	<b>30,084</b>

The accompanying notes form an integral part of the standalone financial statements

As per our report of even date attached

For and on behalf of the Board of Directors of **Jubilant Pharmova Limited**

For **Walker Chandio & Co LLP**

Chartered Accountants

Firm Registration Number: 001076N/N500013

**Ashish Gupta**

Partner

Membership No.: 504662

**Shyam S. Bhartia**

Chairman

DIN: 00010484

**Arvind Chokhany**

Group Chief Financial Officer and

Whole Time Director

DIN : 06668147

**Priyavrat Bhartia**

Managing Director

DIN: 00020603

**Naresh Kapoor**

Company Secretary

ACS-11782

Place: Noida

Date: 29 May 2024

Place: Noida

Date: 29 May 2024



## Statement of Profit and Loss

for the year ended 31 March 2024

(₹ in million)

	Notes	For the year ended	
		31 March 2024	31 March 2023
Revenue from operations	20	7,847	8,101
Other income	21	1,034	1,379
<b>Total income</b>		<b>8,881</b>	<b>9,480</b>
<b>Expenses</b>			
Cost of materials consumed	22	3,100	3,963
Purchases of stock-in-trade	23	65	148
Changes in inventories of finished goods and work-in-progress	24	390	35
Employee benefits expense	25	1,900	1,673
Finance costs	26	299	185
Depreciation and amortisation expense	27	483	432
Other expenses	28	2,227	2,251
<b>Total expenses</b>		<b>8,464</b>	<b>8,687</b>
<b>Profit before tax</b>		<b>417</b>	<b>793</b>
Tax expense	29		
- Current tax		68	138
- Deferred tax charge		33	156
<b>Total tax expense</b>		<b>101</b>	<b>294</b>
<b>Profit for the year</b>		<b>316</b>	<b>499</b>
<b>Other comprehensive (loss)/income</b>			
<i>Items that will not be reclassified to profit or loss</i>			
Changes in fair value of equity investments which are classified at fair value through other comprehensive income		(3)	21
Remeasurement of defined benefit obligations		(4)	(12)
Income tax relating to items that will not be reclassified to profit or loss	29	2	4
<b>Other comprehensive (loss)/ income for the year, net of tax</b>		<b>(5)</b>	<b>13</b>
<b>Total comprehensive income for the year</b>		<b>311</b>	<b>512</b>
<b>Earnings per equity share of ₹ 1 each</b>	51		
Basic (₹)		1.99	3.13
Diluted (₹)		1.99	3.13

The accompanying notes form an integral part of the standalone financial statements

As per our report of even date attached

For and on behalf of the Board of Directors of **Jubilant Pharmova Limited**

For **Walker Chandiok & Co LLP**

Chartered Accountants

Firm Registration Number: 001076N/N500013

**Ashish Gupta**

Partner

Membership No.: 504662

**Shyam S. Bhartia**

Chairman

DIN: 00010484

**Arvind Chokhany**

Group Chief Financial Officer and  
Whole Time Director

DIN : 06668147

**Priyavrat Bhartia**

Managing Director

DIN: 00020603

**Naresh Kapoor**

Company Secretary

ACS-11782

Place: Noida

Date: 29 May 2024

Place: Noida

Date: 29 May 2024



## Statement of Changes in Equity

for the year ended 31 March 2024

A. Equity share capital		(₹ in million)						
<b>Balance as at 1 April 2022</b>						<b>159</b>		
Changes in equity share capital during the year						-		
<b>Balance as at 31 March 2023</b>						<b>159</b>		
Changes in equity share capital during the year						-		
<b>Balance as at 31 March 2024</b>						<b>159</b>		
<b>B. Other equity</b>		(₹ in million)						
		Reserves and surplus (1)				Total		
		Capital reserve	Capital redemption reserve	Amalgamation reserve	Share based payment reserve (refer note 46)	Retained earnings		
		Items of Other Comprehensive Income (1)	Equity instruments through OCI					
		Total						
<b>Balance as at 1 April 2022</b>		12,661	10	13	5	11,540	2	24,231
Profit for the year		-	-	-	-	499	-	499
Other comprehensive income/(loss)		-	-	-	-	(8)	21	13
<b>Total comprehensive income for the year</b>		-	-	-	-	491	21	512
Dividend		-	-	-	-	(796)	-	(796)
Share-based payments		-	-	-	35	-	-	35
Exercise of stock options		-	-	-	(1)	1	-	-
Changes in ownership interest in subsidiary without loss of control (net of tax)		4	-	-	-	-	-	4
<b>Balance as at 31 March 2023</b>		12,665	10	13	39	11,236	23	23,986
Profit for the year		-	-	-	-	316	-	316
Other comprehensive (loss)/income		-	-	-	-	(2)	(3)	(5)
<b>Total comprehensive income for the year</b>		-	-	-	-	314	(3)	311
Dividend		-	-	-	-	(796)	-	(796)
Share-based payments		-	-	-	85	-	-	85
Exercise of stock options		-	-	-	(1)	1	-	-
Stock options lapsed/forfeited		-	-	-	(1)	1	-	-
<b>Balance as at 31 March 2024</b>		12,665	10	13	122	10,756	20	23,586



## Statement of Changes in Equity

for the year ended 31 March 2024 (Continued)

### Notes:

- (1) Refer note 14 for nature and purpose of other equity.

The accompanying notes form an integral part of the standalone financial statements

As per our report of even date attached

For and on behalf of the Board of Directors of **Jubilant Pharmova Limited**

For **Walker Chandiook & Co LLP**

Chartered Accountants

Firm Registration Number: 001076/NV/N500013

**Ashish Gupta**

Partner

Membership No.: 504662

**Shyam S. Bhartia**

Chairman

DIN: 00010484

**Priyavrat Bhartia**

Managing Director

DIN: 00020603

**Arvind Chokhany**

Group Chief Financial Officer and

Whole Time Director

DIN : 06668147

**Naresh Kapoor**

Company Secretary

ACS-11782

Place: Noida

Date: 29 May 2024

Place: Noida

Date: 29 May 2024

## Statement of Cash Flows

for the year ended 31 March 2024

(₹ in million)

	For the year ended	
	31 March 2024	31 March 2023
<b>A. Cash flow from operating activities</b>		
<b>Net profit before tax</b>	<b>417</b>	<b>793</b>
Adjustments:		
Depreciation and amortisation expense	483	432
Loss/(gain) on disposal of property, plant and equipment (net)	10	(4)
Finance costs	299	185
Share-based payment expense	17	10
Unrealised foreign exchange loss	12	4
Interest income	(5)	(5)
Dividend income	(334)	(974)
	<b>482</b>	<b>(352)</b>
<b>Operating cash flow before working capital changes</b>	<b>899</b>	<b>441</b>
Decrease/(increase) in trade receivables	39	(487)
Decrease/(increase) in loans, other financial assets and other assets	49	(168)
Decrease in inventories	627	96
(Decrease)/increase in trade payables	(178)	18
Increase/(decrease) in other financial liabilities, other liabilities and provisions	118	(377)
<b>Cash generated from/(used in) operations</b>	<b>1,554</b>	<b>(477)</b>
Income tax paid (net of refund)	(122)	(174)
<b>Net cash generated from/(used in) operating activities</b>	<b>1,432</b>	<b>(651)</b>
<b>B. Cash flow from investing activities</b>		
Purchase of property, plant and equipment and other intangible assets (including capital work-in-progress and intangible assets under development)	(676)	(596)
Proceeds from sale of property, plant and equipment	9	9
Investment in associate	(72)	(87)
Sale of investment in subsidiary	-	5
Loans repaid by subsidiary	-	1
Movement in other bank balances	(1)	(1)
Interest received	3	6
Dividend received	334	974
<b>Net cash (used in)/generated from investing activities</b>	<b>(403)</b>	<b>311</b>
<b>C. Cash flow from financing activities</b>		
Proceeds from long term borrowings	1,000	-
Redemption of non-convertible debentures issued to Jubilant Employees Welfare Trust	(250)	-
Payment of lease liabilities	(94)	(67)
(Repayment)/proceeds from short term borrowings (net)	(336)	1,275
Dividend paid	(802)	(801)
Finance costs paid	(296)	(182)
<b>Net cash (used in)/generated from financing activities</b>	<b>(778)</b>	<b>225</b>



## Statement of Cash Flows

for the year ended 31 March 2024 (Continued)

(₹ in million)

	For the year ended	
	31 March 2024	31 March 2023
<b>Net increase/(decrease) in cash and cash equivalents (A+B+C)</b>	<b>251</b>	<b>(115)</b>
Add: cash and cash equivalents at the beginning of year	110	225
<b>Cash and cash equivalents at the end of the year (Refer note 11)</b>	<b>361</b>	<b>110</b>

### Notes:

- Statement of Cash Flows has been prepared under the indirect method as set out in the Ind AS 7 "Statement of Cash Flows".
- During the year, the Company paid in cash ₹ 29 million (31 March 2023: ₹ 44 million) towards corporate social responsibility (CSR) expenditure (refer note 42).

The accompanying notes form an integral part of the standalone financial statements

As per our report of even date attached

For and on behalf of the Board of Directors of **Jubilant Pharmova Limited**

For **Walker Chandiok & Co LLP**

Chartered Accountants

Firm Registration Number: 001076N/N500013

### Ashish Gupta

Partner

Membership No.: 504662

### Shyam S. Bhartia

Chairman

DIN: 00010484

### Priyavrat Bhartia

Managing Director

DIN: 00020603

### Arvind Chokhany

Group Chief Financial Officer and

Whole Time Director

DIN : 06668147

### Naresh Kapoor

Company Secretary

ACS-11782

Place: Noida

Date: 29 May 2024

Place: Noida

Date: 29 May 2024

## Notes to the financial statements for the year ended 31 March 2024

**Note 1. Corporate information**

Jubilant Pharmova Limited ("the Company") is a public limited company domiciled in India and incorporated under the provisions of Companies Act, 1956. Its shares are listed on BSE Limited and National Stock Exchange of India Limited. The registered office of the Company is situated at Bhartiagram, Gajraula, District Amroha, Uttar Pradesh – 244223.

The Company along with its subsidiaries is an integrated global pharmaceutical company engaged in radiopharma, allergy immunotherapy, contract development and manufacturing of sterile injectable, generics, contract research development and manufacturing and proprietary novel drugs businesses. With a network of 46 radiopharmacies in the USA, the radiopharma business is engaged in manufacturing and supply of radiopharmaceutical products and services. Allergy immunotherapy, contract development and manufacturing of sterile injectables and non-sterile products and generics businesses cater to major regulated markets (USA, EU and other geographies) through multiple manufacturing facilities. Contract research development and manufacturing business provides collaborative research and partnership for drug discovery through 2 research centers in India. The Company is also engaged in the manufacturing of active pharmaceutical products through a USFDA approved facility in Nanjangud, Karnataka. Proprietary novel drugs is an innovative biopharmaceutical business developing breakthrough therapies in the area of oncology and auto-immune disorders. The Company is well recognized as a 'Partner of Choice' by leading pharmaceuticals companies globally.

**Note 2. Material accounting policies**

This note provides a list of the material accounting policies adopted in the preparation of these financial statements. The accounting policies adopted are consistent with those of the previous financial year.

**(a) Basis of preparation***(i) Statement of compliance*

These Standalone Financial Statements ("financial statements") have been prepared in accordance with Indian Accounting Standards (Ind AS) as per the Companies (Indian Accounting Standards) Rules, 2015 notified under Section 133 of the Companies Act, 2013, ("the Act"), relevant provisions of the Act and other accounting principles generally accepted in India.

All the amounts included in the financial statements are reported in millions of Indian Rupees ('Rupees' or '₹') and are rounded to the nearest million, except per share data and unless stated otherwise.

The financial statements have been authorised for issue by the Company's Board of Directors on 29 May 2024.

*(ii) Historical cost convention*

These standalone financial statements have been prepared under historical cost convention on accrual basis, unless otherwise stated.

**(b) Current versus non-current classification**

The Company presents assets and liabilities in the Balance Sheet based on current/ non-current classification.

An asset is treated as current when:

- It is expected to be realised or intended to be sold or consumed in normal operating cycle;
- It is held primarily for the purpose of trading;
- It is expected to be realised within twelve months after the reporting period; or
- It is cash or cash equivalent unless restricted from being exchanged or used to settle a liability for at least twelve months after the reporting period.

The Company classifies all other assets as non-current.

A liability is current when:

- It is expected to be settled in normal operating cycle;
- It is held primarily for the purpose of trading;
- It is due to be settled within twelve months after the reporting period; or
- There is no unconditional right to defer the settlement of the liability for at least twelve months after the reporting period.

The Company classifies all other liabilities as non-current.

Deferred tax assets and liabilities are classified as non-current assets and liabilities respectively.

The operating cycle is the time between the acquisition of assets for processing and their realisation in cash and cash equivalents. The Company has identified twelve months as its operating cycle for the purpose of current-non-current classification of assets and liabilities.

**(c) Business combinations**

Business combinations (other than business combinations between common control entities) are accounted for using the purchase (acquisition) method. The cost of an acquisition is measured as the fair value of the consideration transferred, equity instruments issued and liabilities incurred or assumed at the date of exchange. The consideration transferred does not include amounts related to the settlement of pre-existing relationships; such amounts are generally recognised in the Statement of Profit and Loss and Other Comprehensive



## Notes to the financial statements for the year ended 31 March 2024

Income. The cost of acquisition also includes the fair value of any contingent consideration. Identifiable assets acquired and liabilities & contingent liabilities assumed in a business combination are measured initially at fair value at the date of acquisition. Transaction costs incurred in connection with a business combination are expensed as incurred. The excess of the consideration transferred over the fair value of the net identifiable assets acquired is recorded as goodwill. If those amounts are less than the fair value of the net identifiable assets of the business acquired, the difference is recognised in other comprehensive income and accumulated in equity as capital reserve as a gain on bargain purchase, unless there is no clear evidence for the underlying reason for classification of the business combination as a bargain purchase, in which case, it shall be recognised directly in equity as capital reserve.

Business combinations between entities under common control are accounted at historical cost. The difference between the consideration paid/received and the carrying amount of assets and liabilities transferred is recorded in the capital reserve, a component of other equity.

Business combinations arising from transfers of interests in entities that are under the common control are accounted for as if the acquisition had occurred at the beginning of the earliest comparative period presented or, if later, at the date that common control was established; for this purpose, comparatives are revised.

### (d) **Property, plant and equipment (PPE) and intangible assets**

#### (i) **Property, plant and equipment**

Freehold land is carried at cost. All other items of property, plant and equipment are stated at cost, which includes capitalised finance costs, less accumulated depreciation and any accumulated impairment loss. Cost includes expenditure that is directly attributable to the acquisition of the items. The cost of an item of a PPE comprises its purchase price including import duty, and other non-refundable taxes or levies and any directly attributable cost of bringing the asset to its working condition of its intended use. Any trade discounts and rebates are deducted in arriving at the purchase price.

Expenditure incurred on startup and commissioning of the project and/or substantial expansion, including the expenditure incurred on trial runs (net of trial run receipts, if any) up to the date of commencement of commercial production are capitalised. Subsequent costs are included in the asset's carrying amount or recognised as a separate asset, as appropriate, only when it is probable that future economic benefits associated with the item will flow to the Company and the cost of the item can be measured reliably.

The carrying amount of any component accounted for as a separate asset is derecognised when replaced. All other repairs and maintenance are charged to profit or loss during the reporting period in which they are incurred.

Advances paid towards acquisition of property, plant and equipment outstanding at each Balance Sheet date, are shown under other non-current assets and cost of assets not ready for intended use before the year end, are shown as capital work-in-progress.

#### (ii) **Intangible assets**

- Goodwill arising on business combinations is disclosed separately in the balance sheet and is carried at cost less accumulated impairment losses.
- Internally generated goodwill is not recognised as an asset. With regard to other internally generated intangible assets:
  - Expenditure on research activities, undertaken with the prospect of gaining new scientific or technical knowledge and understanding, is recognised in the Statement of Profit and Loss as incurred.
  - Development expenditure including regulatory cost and legal expenses leading to product registration/ market authorisation relating to the new and/or improved product and/or process development is capitalised only if development costs can be measured reliably, the product or process is technically and commercially feasible, future economic benefits are probable, and the Company intends to and has sufficient resources to complete development and to use the asset. The expenditure capitalised includes the cost of materials, direct labour, overhead costs that are directly attributable to preparing the asset for its intended use, and directly attributable finance costs (in the same manner as in the case of tangible fixed assets). Other development expenditure is recognised in the Statement of Profit and Loss as incurred.
- Intangible assets that are acquired and implementation of software system are measured initially at cost.
- After initial recognition, an intangible asset is carried at its cost less accumulated amortisation and any accumulated impairment loss. Subsequent expenditure is capitalised only when it increases the future economic benefits from the specific asset to which it relates.

## Notes to the financial statements for the year ended 31 March 2024

### (iii) Depreciation and amortisation methods, estimated useful lives and residual value

Depreciation is provided on straight line basis on the original cost/ acquisition cost of assets or other amounts substituted for cost of fixed assets as per the useful life specified in Part 'C' of Schedule II of the Act, read with notification dated 29 August 2014 of the Ministry of Corporate Affairs, except for the following classes of fixed assets which are depreciated based on the internal technical assessment of the management as under:

Category of assets	Management estimate of useful life	Useful life as per Schedule II
Vehicles – owned	5 years	8 years
Computer servers and networks (included in office equipment)	5 years	6 years
Employee perquisite related assets (except end user computers) (included in furniture and fixtures)	5 years, being the period of perquisite scheme	10 years

Leasehold improvements (included in furniture and fixtures) are depreciated over their estimated useful life, or the remaining period of lease from the date of capitalisation, whichever is shorter. Software systems are being amortised over a period of five years being their useful life.

Depreciation and amortisation on property, plant and equipment and intangible assets added/disposed off during the year has been provided on pro-rata basis with reference to the date/month of addition/disposal.

Depreciation and amortisation methods, useful lives and residual values are reviewed at the end of each reporting period and adjusted if appropriate.

### (iv) Derecognition

Property, plant and equipment and intangible assets are derecognised on disposal or when no future economic benefits are expected from its use and disposal. Losses arising from retirement and gains or losses arising from disposal of a property, plant and equipment and intangible assets are measured as the difference between the net disposal proceeds and the carrying amount of the asset and are recognised in the Statement of Profit and Loss.

### (e) Non-current assets held for sale

Non-current assets are classified as held for sale if it is highly probable that they will be recovered primarily through sale

rather than through continuing use. Such assets are generally measured at the lower of their carrying amount and fair value less cost to sell. Losses on initial classification as held for sale and subsequent gains and losses on re-measurement are recognised in the Statement of Profit and Loss.

Once classified as held-for sale, property, plant and equipment and intangible assets are no longer amortised or depreciated.

### (f) Impairment of non-financial assets

Goodwill and intangible assets that have an indefinite useful life are not subject to amortisation and are tested annually for impairment or more frequently if events or changes in circumstances indicate that they might be impaired. The Company's other non-financial assets, other than inventories and deferred tax assets, are reviewed at each reporting date to determine whether there is any indication of impairment. If any such indication exists, then the asset's recoverable amount is estimated.

For impairment testing, assets that do not generate independent cash inflows (i.e. corporate assets) are grouped together into cash-generating units (CGUs). Each CGU represents the smallest group of assets that generates cash inflows that are largely independent of the cash inflows of other assets or CGUs. Goodwill is allocated to cash-generating units for the purpose of impairment testing. The allocation is made to those cash-generating units or groups of cash-generating units that are expected to benefit from the business combination in which the goodwill arose. The units or groups of units are identified at the lowest level at which goodwill is monitored for internal management purposes.

The recoverable amount of an asset or CGU is the higher of its value in use and its fair value less costs to sell. Value in use is based on the estimated future cash flows, discounted to their present value using a discount rate that reflects current market assessments of the time value of money and the risks specific to the asset or CGU.

An impairment loss is recognised if the carrying amount of an asset or CGU exceeds its estimated recoverable amount. Impairment loss recognised in respect of a CGU is allocated first to reduce the carrying amount of any goodwill allocated to the CGU, and then to reduce the carrying amount of the other assets of the CGU (or group of CGUs) on a pro rata basis.

An impairment loss in respect of goodwill is not subsequently reversed. In respect of other assets for which impairment loss has been recognised in prior periods, the Company reviews at reporting date whether there is any indication that the loss has decreased or no longer exists. An impairment



## Notes to the financial statements for the year ended 31 March 2024

loss is reversed if there has been a change in the estimates used to determine the recoverable amount. Such a reversal is made only to the extent that the asset's carrying amount does not exceed the carrying amount that would have been determined, net of depreciation or amortisation, if no impairment loss had been recognised.

### (g) Financial instrument

A Financial instrument is any contract that gives rise to a financial asset of one entity and a financial liability or equity instrument of another entity.

#### (i) Financial assets

##### *Initial recognition and measurement*

All financial assets (except trade receivable which is measured at transaction price) are recognised initially at fair value adjusted for transaction cost that are directly attributable, except for those carried at fair value through profit or loss which are measured initially at fair value. Purchases or sales of financial assets that require delivery of assets within a time frame established by regulation or convention in the market place (regular way trades) are recognised on the trade date, i.e., the date that the Company commits to purchase or sell the asset.

##### *Subsequent measurement*

For purposes of subsequent measurement, financial assets are classified in four categories:

- Debt instruments at amortised cost
- Debt instruments at fair value through other comprehensive income (FVOCI)
- Debt instruments, derivatives and equity instruments at fair value through profit or loss (FVPL)
- Equity instruments measured at fair value through other comprehensive income (FVOCI)

##### *Debt instruments at amortised cost*

A 'debt instrument' is measured at the amortised cost if the asset is held within a business model whose objective is to hold assets for collecting contractual cash flows, and contractual terms of the asset give rise on specified dates to cash flows that are solely payments of principal and interest (SPPI) on the principal amount outstanding.

After initial measurement, such financial assets are subsequently measured at amortised cost using the effective interest rate (EIR) method. The effective interest rate is the rate that exactly discounts estimated future cash payments or receipts through the expected life of the financial instrument to the gross carrying amount of

the financial asset or the amortised cost of the financial liability. Amortised cost is calculated by taking into account any discount or premium on acquisition and fees or costs that are an integral part of the EIR. The EIR amortisation is included in other income in the Statement of Profit and Loss. The losses arising from impairment are recognised in the Statement of Profit and Loss.

##### *Debt instrument at FVOCI*

A 'debt instrument' is classified as at the FVOCI if the objective of the business model is achieved both by collecting contractual cash flows and selling the financial assets, and the asset's contractual cash flows represent SPPI.

Debt instruments included within the FVOCI category are measured initially as well as at each reporting date at fair value. Fair value movements are recognised in the other comprehensive income (OCI). On derecognition of the asset, cumulative gain or loss previously recognised in OCI is reclassified to the Statement of Profit and Loss. Interest earned whilst holding FVOCI debt instrument is reported as interest income using the EIR method.

##### *Debt instrument at FVPL*

FVPL is a residual category for debt instruments. Any debt instrument, which does not meet the criteria for categorisation as at amortised cost or as FVOCI, is classified as at FVPL. In addition, at initial recognition, the Company may irrevocably elect to designate a debt instrument, which otherwise meets amortised cost or FVOCI criteria, as at FVPL. However, such election is allowed only if doing so reduces or eliminates a measurement or recognition inconsistency (referred to as 'accounting mismatch').

Debt instruments included within the FVPL category are measured at fair value with all changes recognised in the Statement of Profit and Loss.

##### *Equity investments*

All equity investments in scope of Ind AS 109 are measured at fair value. Equity instruments which are held for trading and contingent consideration recognised by an acquirer in a business combination to which Ind AS 103 applies are classified as at FVPL. For all other equity instruments, the Company may make an irrevocable election to present in other comprehensive income subsequent changes in the fair value. The Company makes such election on an instrument-by-instrument basis. The classification is made on initial recognition and is irrevocable.

If the Company decides to classify an equity instrument as at FVOCI, then all fair value changes on the instrument, excluding dividends, are recognised in the OCI. There is



## Notes to the financial statements for the year ended 31 March 2024

no recycling of the amounts from OCI to the Statement of Profit and Loss, even on sale of investment. However, the Company may transfer the cumulative gain or loss to retained earnings.

Equity instruments included within the FVPL category are measured at fair value with all changes recognised in the Statement of Profit and Loss.

#### *Investments in subsidiaries*

Equity investments in subsidiaries are carried at cost less accumulated impairment losses, if any. Where an indication of impairment exists, the carrying amount of the investment is assessed and written down immediately to its recoverable amount. On disposal of investments in subsidiaries, the difference between net disposal proceeds and the carrying amounts are recognised in the Statement of Profit and Loss.

#### *Impairment of financial assets*

The Company recognises loss allowance using the expected credit loss (ECL) model for the financial assets which are not fair valued through profit or loss. Loss allowance for trade receivables with no significant financing component is measured at an amount equal to lifetime ECL. For all financial assets with contractual cash flows other than trade receivable, ECLs are measured at an amount equal to the 12-month ECL, unless there has been a significant increase in credit risk from initial recognition in which case those are measured at lifetime ECL. The amount of ECL (or reversal) that is required to adjust the loss allowance at the reporting date is recognised as an impairment gain or loss in the Statement of Profit and Loss.

#### *Derecognition of financial assets*

A financial asset (or, where applicable, a part of a financial asset or part of a group of similar financial assets) is primarily derecognised (i.e., removed from the Company's balance sheet) when:

- The rights to receive cash flows from the asset have expired, or
- The Company has transferred its rights to receive cash flows from the asset or has assumed an obligation to pay the received cash flows in full without material delay to a third party under a 'pass-through' arrangement; and either (a) the Company has transferred substantially all the risks and rewards of the asset, or (b) the Company has neither transferred nor retained substantially all the risks and rewards of the asset, but has transferred control of the asset.

When the Company has transferred its rights to receive cash flows from an asset or has entered into a pass-through arrangement, it evaluates if and to what extent it has

retained the risks and rewards of ownership. When it has neither transferred nor retained substantially all of the risks and rewards of the asset, nor transferred control of the asset, the Company continues to recognise the transferred asset to the extent of the Company's continuing involvement. In that case, the Company also recognises an associated liability. The transferred asset and the associated liability are measured on a basis that reflects the rights and obligations that the Company has retained.

#### *(ii) Financial liabilities*

Financial liabilities are classified as measured at amortised cost or FVPL. A financial liability is classified as at FVPL if it is classified as held-for-trading, or it is a derivative or it is designated as such on initial recognition. Financial liabilities at FVPL are measured at fair value and net gains and losses, including any interest expense, are recognised in Statement of Profit and Loss. Other financial liabilities are subsequently measured at amortised cost using the effective interest method. Interest expense and foreign exchange gains and losses are recognised in Statement of Profit and Loss. Any gain or loss on derecognition is also recognised in Statement of Profit and Loss.

#### *Derecognition of financial liabilities*

A financial liability is derecognised when the obligation under the liability is discharged or cancelled or expires. When an existing financial liability is replaced by another from the same lender on substantially different terms, or the terms of an existing liability are substantially modified, such an exchange or modification is treated as the derecognition of the original liability and the recognition of a new liability. The difference in the respective carrying amounts is recognised in the Statement of Profit and Loss.

#### *(iii) Offsetting*

Financial assets and financial liabilities are offset and the net amount presented in the Balance Sheet when, and only when, the Company currently has a legally enforceable right to set off the amounts and it intends either to settle them on a net basis or to realise the asset and settle the liability simultaneously.

#### *(iv) Share capital*

Equity shares are classified as equity. Incremental costs directly attributable to the issue of ordinary shares are recognised as a deduction from equity. Income tax relating to transaction costs of an equity transaction is accounted for in accordance with Ind AS 12.

#### **(h) Inventories**

Inventories are valued at lower of cost or net realisable value except scrap, which is valued at net estimated realisable value.



## Notes to the financial statements for the year ended 31 March 2024

The methods of determining cost of various categories of inventories are as follows:

Raw materials	Weighted average method
Stores and spares	Weighted average method
Work-in-progress and finished goods (manufactured)	Direct materials, direct labour and an appropriate proportion of variable and fixed production overheads, the latter being allocated on the basis of normal operating capacity
Fuel, consumables, packing material etc.	Weighted average method
Finished goods (traded)	Weighted average method
Goods in transit	Cost of purchase

Cost includes all costs of purchase, costs of conversion and other costs incurred in bringing the inventories to their present location and condition.

Net realisable value is the estimated selling price in the ordinary course of business, less the estimated costs of completion and the estimated costs necessary to make the sale. The net realisable value of work-in-progress is determined with reference to the selling prices of related finished products. Raw materials and other supplies held for use in the production of finished products are not written down below cost, except in cases where material prices have declined and it is estimated that the cost of the finished products will exceed their net realisable value. The comparison of cost and net realisable value is made on an item-by-item basis.

### (i) Cash and cash equivalents

Cash and cash equivalent comprise cash at banks and on hand (including imprest) and short-term deposits with an original maturity of three months or less, which are subject to an insignificant risk of changes in value.

### (j) Provisions and contingencies

A provision is recognised if, as a result of a past event, the Company has a present legal or constructive obligation that can be estimated reliably, and it is probable that an outflow of economic benefits will be required to settle the obligation. If the effect of the time value of money is material, provisions are determined by discounting the expected future cash flows at a pre-tax rate that reflects current market assessments of the time value of money and the risks specific to the liability. Where discounting is used, the increase in the provision due to the passage of time is recognised as a finance cost.

The amount recognised as a provision is the best estimate of the consideration required to settle the present obligation

at reporting date, taking into account the risks and uncertainties surrounding the obligation. When some or all of the economic benefits required to settle a provision are expected to be recovered from a third party, the receivable is recognised as an asset if it is virtually certain that reimbursement will be received and the amount of the receivable can be measured reliably.

### Contingent liability

A disclosure for a contingent liability is made when there is a possible obligation or a present obligation that may, but probably will not, require an outflow of resources. When there is a possible obligation or a present obligation in respect of which the likelihood of outflow of resources is remote, no provision or disclosure is made.

### (k) Revenue recognition

Revenue from sale of products is recognised when the Company satisfies a performance obligation upon transfer of control of products to customers at the time of shipment to or receipt of goods by the customers. Service income is recognized when the Company satisfies a performance obligation as and when the underlying services are performed.

The Company exercises judgment in determining whether the performance obligation is satisfied at a point in time or over a period of time. The Company considers indicators such as how customer consumes benefits as services are rendered or who controls the asset as it is being created or existence of enforceable right to payment for performance to date and alternate use of such product or service, transfer of significant risks and rewards to the customer, acceptance of delivery by the customer, etc. Invoices are issued as per the general business terms and are payable in accordance with the contractually agreed credit period.

Revenues are measured based on the transaction price allocated to the performance obligation, which is the consideration, net of taxes or duties collected on behalf of the government and applicable discounts and allowances including expected sales return etc. The computation of these estimates using expected value method involves significant judgment based on various factors including contractual terms, historical experience, estimated inventory levels and expected sell-through levels in supply chain. The transaction price is allocated to each performance obligation in the contract on the basis of the relative standalone selling prices of the promised goods or services. The transaction price may be fixed or variable and is adjusted for time value of money if the contract includes significant financing component.

Contract assets are recognised when there is excess of revenue earned over billings on contracts, excluding

## Notes to the financial statements for the year ended 31 March 2024

amounts classified as unbilled receivables (only act of invoicing is pending) when there is unconditional right to receive cash and only passage of time is required as per contractual terms. Contract liabilities are recognised when there are billings in excess of revenues. Contract liabilities relate to the advance received from customers and deferred revenue against which revenue is recognised when or as the performance obligation is satisfied.

Income in respect of entitlement towards export incentives is recognised in accordance with the relevant scheme on recognition of the related export sales. Such export incentives are recorded as part of other operating revenue.

**(I) Employee benefits**

(i) *Short-term employee benefits:* All employee benefits falling due within twelve months from the end of the period in which the employees render the related services are classified as short-term employee benefits, which include benefits like salaries, wages, short term compensated absences, performance incentives, etc. and are recognised as expenses in the period in which the employee renders the related service and measured accordingly.

(ii) *Post-employment benefits:* Post employment benefit plans are classified into defined benefits plans and defined contribution plans as under:

## a) Gratuity

The Company has an obligation towards gratuity, a defined benefit retirement plan covering eligible employees. The plan provides for a lump sum payment to vested employees at retirement, death while in employment or on termination of employment of an amount based on the respective employee's salary and the tenure of employment. The liability in respect of gratuity is recognised in the books of account based on actuarial valuation by an independent actuary. The gratuity liability for certain employees of the Company is funded with Life Insurance Corporation of India.

## b) Provident fund

The Company's contribution to the provident fund is deposited with Regional Provident Fund Commissioner for its employees in India. The Company's contribution to the provident fund is charged to Statement of Profit and Loss. This is treated as defined contribution plan.

(iii) *Other long-term employee benefits:*

*Compensated absences:*

As per the Company's policy, eligible leaves can be accumulated by the employees and carried forward to future periods to either be utilised during the service, or

encashed. Encashment can be made during service, on early retirement, on withdrawal of scheme, at resignation and upon death of the employee. Accumulated compensated absences are treated as other long-term employee benefits.

(iv) *Termination benefits:*

Termination benefits are recognised as an expense when, as a result of a past event, the Company has a present obligation that can be estimated reliably, and it is probable that an outflow of economic benefits will be required to settle the obligation.

(v) *Actuarial valuation*

The liability in respect of all defined benefit plans and other long term benefits is accrued in the books of account on the basis of actuarial valuation carried out by an independent actuary using the Projected Unit Credit Method. The obligation is measured at the present value of estimated future cash flows. The discount rates used for determining the present value of obligation under defined benefit plans, is based on the market yields on Government securities as at the Balance Sheet date, having maturity periods approximating to the terms of related obligations.

Remeasurement gains and losses on other long term benefits are recognised in the Statement of Profit and Loss in the year in which they arise. Remeasurement gains and losses in respect of all defined benefit plans arising from experience adjustments and changes in actuarial assumptions are recognised in the period in which they occur, directly in other comprehensive income. They are included in other equity in the Statement of Changes in Equity and in the Balance Sheet. Changes in the present value of the defined benefit obligation resulting from plan amendments or curtailments are recognised immediately in profit or loss as past service cost. Gains or losses on the curtailment or settlement of any defined benefit plan are recognised when the curtailment or settlement occurs. Any differential between the plan assets (for a funded defined benefit plan) and the defined benefit obligation as per actuarial valuation is recognised as a liability if it is a deficit or as an asset if it is a surplus (to the extent of the lower of present value of any economic benefits available in the form of refunds from the plan or reduction in future contribution to the plan).

Past service cost is recognised as an expense in the Statement of Profit and Loss on a straight-line basis over the average period until the benefits become vested. To the extent that the benefits are already vested immediately following the introduction of, or changes to, a defined benefit plan, the past service cost is recognised immediately in the Statement of Profit and Loss. Past service cost may be either positive (where benefits are introduced or improved) or negative (where existing benefits are reduced).



## Notes to the financial statements for the year ended 31 March 2024

### (m) Share based payments

The Company has adopted the policy to account for Employees Welfare Trust as a legal entity separate from the Company but as a subsidiary of the Company. Any loan from the Company to the trust is accounted for as a loan in accordance with its term.

The grant date fair value of options granted (net of estimated forfeiture) to employees of the Company is recognised as an employee expense, and those granted to employees of subsidiaries is recharged to subsidiaries or considered as the Company's equity contribution and is added to the carrying value of investment in the respective subsidiaries, with a corresponding increase in equity, over the period that the employees become unconditionally entitled to the options. The expense is recorded for each separately vesting portion of the award as if the award was, in substance, multiple awards. The increase in equity recognised in connection with share based payment transaction is presented as a separate component in equity under "share based payment reserve". The amount recognised as an expense is adjusted to reflect the actual number of stock options that vest. For the option awards, grant date fair value is determined under the option-pricing model (Black-Scholes-Merton). Forfeitures are estimated at the time of grant and revised, if necessary, in subsequent periods if actual forfeitures materially differ from those estimates.

### (n) Finance costs and finance income

Finance costs consist of interest and other costs that an entity incurs in connection with the borrowing of funds. Finance cost also includes exchange differences to the extent regarded as an adjustment to the finance costs. Finance costs that are directly attributable to the construction or production or development of a qualifying asset are capitalised as part of the cost of that asset. Qualifying assets are assets that necessarily take a substantial period of time to get ready for their intended use or sale. All other finance costs are expensed in the period in which they occur.

Investment income earned on the temporary investment of specific borrowings pending their expenditure on qualifying assets is deducted from the finance costs eligible for capitalisation. Any difference between the proceeds (net of transaction costs) and the redemption amount is recognised in the Statement of Profit and Loss over the period of the borrowings using the effective interest method. Ancillary costs incurred in connection with the arrangement of borrowings are amortised over the period of such borrowings.

Finance income consists of interest income. Interest income or expense is recognised using the effective interest method. The 'effective interest rate' is the rate that exactly discounts

estimated future cash payments or receipts through the expected life of the financial instrument to the gross carrying amount of the financial asset or the amortised cost of the financial liability. In calculating interest income or expense, the effective interest rate is applied to the gross carrying amount of the asset (when the asset is not credit-impaired) or to the amortised cost of the liability. However, for financial assets that have become credit-impaired subsequent to initial recognition, interest income is calculated by applying the effective interest rate to the amortised cost of the financial asset. If the asset is no longer credit-impaired, then the calculation of interest income reverts to the gross basis.

### (o) Exceptional items

Exceptional items refer to items of income or expense within the Statement of Profit and Loss from ordinary activities which are non-recurring and are of such size, nature or incidence that their separate disclosure is considered necessary to explain the performance of the Company.

### (p) Income tax

Income tax expense comprises current and deferred tax. It is recognised in Statement of Profit and Loss except to the extent that it relates to a business combination, or items recognised directly in equity or in OCI.

- **Current tax:**

Current tax comprises the expected tax payable or receivable on the taxable income or loss for the year and any adjustment to the tax payable or receivable in respect of previous years. The amount of current tax payable or receivable is the best estimate of the tax amount expected to be paid or received after considering uncertainty related to income taxes, if any. It is measured using tax rates enacted or substantively enacted at the reporting date.

Current tax assets and liabilities are offset only if there is a legally enforceable right to set off the recognised amounts, and it is intended to realise the asset and settle the liability on a net basis or simultaneously.

- **Deferred tax:**

Deferred tax is recognised in respect of temporary differences between the carrying amounts of assets and liabilities for financial reporting purposes and the amounts used for taxation purposes. Deferred tax is not recognised for:

- temporary differences arising on the initial recognition of assets or liabilities in a transaction that is not a business combination and that affects neither accounting nor taxable profit or loss at the time of the transaction;

## Notes to the financial statements for the year ended 31 March 2024

- temporary differences related to freehold land and investments in subsidiaries, to the extent that the Company is able to control the timing of the reversal of the temporary differences and it is probable that they will not reverse in the foreseeable future; and
- taxable temporary differences arising on the initial recognition of goodwill.

Deferred tax assets (DTA) include Minimum Alternate Tax (MAT) paid in accordance with the tax laws in India, which is likely to give future economic benefits in the form of availability of set off against future income tax liability. MAT is a tax liability of a company computed at specified rate on adjusted book profits as per applicable provisions of the Income Tax Act. A company is liable to pay MAT, if the income tax payable under normal provisions of the Income Tax Act is less than tax payable under MAT.

Deferred tax assets are recognised for unused tax losses, unused tax credits and deductible temporary differences to the extent that it is probable that future taxable profits will be available against which they can be used. Unrecognised deferred tax assets are reassessed at each reporting date and recognised to the extent that it has become probable that future taxable profits will be available against which they can be used.

Deferred tax is measured at the tax rates that are expected to be applied to the period when the asset is realised or the liability is settled, based on the laws that have been enacted or substantively enacted by the reporting date. The measurement of deferred tax reflects the tax consequences that would follow from the manner in which the Company expects, at the reporting date, to recover or settle the carrying amount of its assets and liabilities.

Deferred tax assets and liabilities are offset only if there is a legally enforceable right to set off the recognised amounts, and it is intended to realise the asset and settle the liability on a net basis or simultaneously.

Deferred income tax is not provided on the undistributed earnings of the subsidiaries where it is expected that the earnings of the subsidiary will not be distributed in the foreseeable future.

**(q) Leases - Company as a lessee**

The Company assesses whether a contract contains a lease, at inception of a contract. A contract is, or contains, a lease if the contract conveys the right to control the use of an identified

asset for a period of time in exchange for consideration. To assess whether a contract conveys the right to control the use of an identified asset, the Company assesses whether: (1) the contract involves the use of an identified asset; (2) the Company has substantially all of the economic benefits from use of the asset through the period of the lease; and (3) the Company has the right to direct the use of the asset.

The Company's lease asset classes primarily consist of leases for land, buildings and vehicles which typically run for a period of 2 to 6 years, with an option to renew the lease after that date. At the date of commencement of the lease, the Company recognises a right-of-use asset and a corresponding lease liability for all lease arrangements in which it is a lessee, except for leases with a term of twelve months or less (short-term leases). For these short-term leases, the Company recognises the lease payments as an operating expense on a straight-line basis over the term of the lease.

Right-of-use assets and lease liabilities includes the options to extend or terminate the lease when it is reasonably certain that they will be exercised.

The right-of-use assets are initially recognised at cost, which comprises the initial amount of the lease liability adjusted for any lease payments made at or prior to the commencement date of the lease plus any initial direct costs less any lease incentives. They are subsequently measured at cost less accumulated depreciation and impairment losses, if any.

Right-of-use assets are depreciated from the commencement date on a straight-line basis over the shorter of the lease term and useful life of the underlying asset. Right-of-use assets are tested for impairment whenever there is any indication that their carrying amounts may not be recoverable. Impairment loss, if any, is recognised in the Statement of Profit and Loss.

The lease liability is initially measured at amortised cost at the present value of the future lease payments. The lease payments are discounted using the interest rate implicit in the lease or, if not readily determinable, using the incremental borrowing rates based on information available as at the date of commencement of the lease. Lease liabilities are remeasured with a corresponding adjustment to the related right-of-use asset if the Company changes its assessment of whether it will exercise an extension or a termination option. Lease liability and right-of-use asset have been separately presented in the Balance Sheet and lease payments have been classified as financing cash flows.

Ind AS 116 requires lessees to determine the lease term as the non-cancellable period of a lease adjusted with any option to extend or terminate the lease, if the use of such option is reasonably certain. The Company makes an assessment



## Notes to the financial statements for the year ended 31 March 2024

on the expected lease term on a lease-by-lease basis and thereby assesses whether it is reasonably certain that any options to extend or terminate the contract will be exercised. In evaluating the lease term, the Company considers factors such as any significant leasehold improvements undertaken over the lease term, costs relating to the termination of the lease and the importance of the underlying asset to Company's operations taking into account the location of the underlying asset and the availability of suitable alternatives. The lease term in future periods is reassessed to ensure that the lease term reflects the current economic circumstances.

### (r) Foreign currency translation

#### (i) Functional and presentation currency

The functional currency of the Company is the Indian rupee. These financial statements are presented in Indian rupees.

#### (ii) Transactions and balances

Foreign currency transactions are translated into the functional currency using the exchange rates at the dates of the transactions. Foreign exchange gains and losses resulting from the settlement of such transactions and from the translation of monetary assets and liabilities denominated in foreign currencies at balance sheet date exchange rates are generally recognised in Statement of Profit and Loss.

Non-monetary items that are measured at fair value in a foreign currency are translated using the exchange rates at the date when the fair value was determined. Translation differences on assets and liabilities carried at fair value are reported as part of the fair value gain or loss. For example, translation differences on non-monetary assets such as equity investments classified as FVOCI are recognised in other comprehensive income (OCI).

### (s) Government grants

Grants from the government are recognised at their fair value where there is a reasonable assurance that the grant will be received and the Company will comply with all attached conditions.

Government grants relating to income are deferred and recognised in the Statement of Profit and Loss over the period necessary to match them with the costs that they are intended to compensate and presented within other operating revenue.

Government grants relating to the purchase of property, plant and equipment are included in non-current liabilities as deferred income and are credited to Statement of Profit and Loss on a straight-line basis over the expected lives of the related assets and presented within other income.

### (t) Earnings per share

#### (i) Basic earnings per share

Basic earnings per share is calculated by dividing:

- the profit attributable to owners of the Company
- by the weighted average number of equity shares outstanding during the financial year, adjusted for bonus elements in equity shares issued during the year.

#### (ii) Diluted earnings per share

Diluted earnings per share adjusts the figures used in the determination of basic earnings per share to take into account:

- the after income tax effect of interest and other financing costs associated with dilutive potential equity shares, and
- the weighted average number of additional equity shares that would have been outstanding assuming the conversion of all dilutive potential equity shares.

### (u) Measurement of fair values

A number of the accounting policies and disclosures require measurement of fair values, for both financial and non-financial assets and liabilities.

Fair values are categorised into different levels in a fair value hierarchy based on the inputs used in the valuation techniques as follows:

Level 1: quoted prices (unadjusted) in active markets for identical assets or liabilities.

Level 2: inputs other than quoted prices included in Level 1 that are observable for the asset or liability, either directly (i.e. as prices) or indirectly (i.e. derived from prices).

Level 3: inputs for the asset or liability that are not based on observable market data (unobservable inputs).

The Company has an established control framework with respect to the measurement of fair values. This includes a finance team that has overall responsibility for overseeing all significant fair value measurements, including Level 3 fair values.

The finance team regularly reviews significant unobservable inputs and valuation adjustments. If third party information is used to measure fair values, then the finance team assesses the evidence obtained from the third parties to support the conclusion that these valuations meet the requirements of Ind AS, including the level in the fair value hierarchy in which the valuations should be classified.

## Notes to the financial statements for the year ended 31 March 2024

When measuring the fair value of an asset or a liability, the Company uses observable market data as far as possible. If the inputs used to measure the fair value of an asset or a liability fall into different levels of the fair value hierarchy, then the fair value measurement is categorised in its entirety in the same level of the fair value hierarchy as the lowest level input that is significant to the entire measurement.

The Company recognises transfers between levels of the fair value hierarchy at the end of the reporting period during which the change has occurred.

Further information about the assumptions made in measuring fair values used in preparing these financial statements is included in the respective notes.

**(v) Critical estimates and judgments**

The preparation of financial statements requires management to make judgments, estimates and assumptions that affect the application of accounting policies and the reported amounts of assets, liabilities, income and expenses. Actual results may differ from these estimates.

Estimates and underlying assumptions are reviewed on an ongoing basis. Revisions to accounting estimates are recognised in the period in which the estimates are revised and in any future periods affected.

Information about critical judgments in applying accounting policies that have the most significant effect on the amounts recognised in the financial statements is included in the following notes:

- Revenue recognition: whether revenue is recognised over time or at a point in time – Note 2(k)

- Lease term: whether the Company is reasonably certain to exercise extension options – Note 2(q) and 40

Information about assumptions and estimation uncertainties that have a significant risk of resulting in a material adjustment to the carrying amounts of assets and liabilities within the next financial year are included in the following notes:

- Revenue recognition: measurement of transaction price – Note 2(k)
- Assessment of useful life of property, plant and equipment and intangible asset – Note 2(d)
- Valuation of inventories – Note 2(h)
- Impairment of financial assets and non-financial assets – Note 2(f), 2(g) and 4(a)
- Recognition and estimation of tax expense including deferred tax – Note 8 and 29
- Fair value measurement – Note 2(u) and 33
- Estimation of assets and obligations relating to employee benefits – Note 2(l) and 32
- Recognition and measurement of contingency: Key assumption about the likelihood and magnitude of an outflow of resources – Note 38

**(w) Recent accounting pronouncements**

Ministry of Corporate Affairs ("MCA") notifies new standard or amendments to the existing standards under Companies (Indian Accounting Standards) Rules as issued from time to time. For the year ended March 31, 2024, MCA has not notified any new standards or amendments to the existing standards applicable to the Company.



## Notes to the financial statements for the year ended 31 March 2024

### Note 3: Property, plant and equipment and capital work-in-progress

	Land- Freehold	Building- others	Plant and equipment	Furniture and fixtures	Vehicles- owned	Office equipment	Total	Capital work- in-progress
<b>Gross carrying amount as at 1 April 2022</b>	-*	1,062	5,560	84	27	271	7,004	353
Additions (3)	-	5	420	10	5	83	523	640
Deductions	-	-	-	(2)	(16)	(3)	(21)	(523)
<b>Gross carrying amount as at 31 March 2023</b>	-*	1,067	5,980	92	16	351	7,506	470
<b>Accumulated depreciation as at 1 April 2022</b>	-	122	1,891	50	22	179	2,264	-
Depreciation charge for the year	-	19	285	6	1	32	343	-
Deductions	-	-	-	(2)	(12)	(2)	(16)	-
<b>Accumulated depreciation as at 31 March 2023</b>	-	141	2,176	54	11	209	2,591	-
<b>Net carrying amount as at 31 March 2023</b>	-*	926	3,804	38	5	142	4,915	470

	Land- Freehold	Building- others	Plant and equipment	Furniture and fixtures	Vehicles- owned	Office equipment	Total	Capital work- in-progress
<b>Gross carrying amount as at 1 April 2023</b>	-*	1,067	5,980	92	16	351	7,506	470
Additions (3)	-	37	528	131	-	-	696	596
Deductions	-	(4)	(106)	(4)	(4)	(12)	(130)	(696)
<b>Gross carrying amount as at 31 March 2024</b>	-*	1,100	6,402	219	12	339	8,072	370
<b>Accumulated depreciation as at 1 April 2023</b>	-	141	2,176	54	11	209	2,591	-
Depreciation charge for the year	-	19	301	20	1	25	366	-
Deductions	-	(2)	(93)	(4)	(4)	(8)	(111)	-
<b>Accumulated depreciation as at 31 March 2024</b>	-	158	2,384	70	8	226	2,846	-
<b>Net carrying amount as at 31 March 2024</b>	-*	942	4,018	149	4	113	5,226	370

\* Rounded off to the nearest million.

Notes: (1) Refer note 15(b) for information on property, plant and equipment provided as security by the Company.

(2) Refer note 39 for disclosure of contractual commitments for the acquisition of property, plant and equipment.

(3)

Particulars	31 March 2024	31 March 2023
Opening capital work-in-progress of R&D assets	1	3
Expenditure incurred during the year	72	8
Less: Capitalised during the year	(67)	(10)
Closing capital work-in-progress of R&D assets	6	1



## Notes to the financial statements for the year ended 31 March 2024

### Capital work-in-progress ageing schedule:

Ageing for capital work-in-progress as at 31 March 2024 is as follows:

(₹ in million)

	Amount in capital work-in-progress for a period of				Total
	Less than 1 year	1-2 years	2-3 years	More than 3 years	
Projects in progress	280	41	16	33	370
<b>Total capital work-in-progress</b>	<b>280</b>	<b>41</b>	<b>16</b>	<b>33</b>	<b>370</b>

Ageing for capital work-in-progress as at 31 March 2023 is as follows:

(₹ in million)

	Amount in capital work-in-progress for a period of				Total
	Less than 1 year	1-2 years	2-3 years	More than 3 years	
Projects in progress	379	54	4	33	470
<b>Total capital work-in-progress</b>	<b>379</b>	<b>54</b>	<b>4</b>	<b>33</b>	<b>470</b>

Project execution plans are modulated basis capacity requirement and priority assessment on an annual basis and all the projects are executed as per rolling annual plan.

### Note 4: Goodwill and other intangible assets

(₹ in million)

	Goodwill	Other intangible assets	
		Software	Total
<b>Gross carrying amount as at 1 April 2022</b>	<b>1,371</b>	<b>16</b>	<b>16</b>
Additions	-	1	1
<b>Gross carrying amount as at 31 March 2023</b>	<b>1,371</b>	<b>17</b>	<b>17</b>
<b>Accumulated amortisation as at 1 April 2022</b>	<b>-</b>	<b>6</b>	<b>6</b>
Amortisation for the year	-	3	3
<b>Accumulated amortisation as at 31 March 2023</b>	<b>-</b>	<b>9</b>	<b>9</b>
<b>Net carrying amount as at 31 March 2023</b>	<b>1,371</b>	<b>8</b>	<b>8</b>

(₹ in million)

	Goodwill	Other intangible assets	
		Software	Total
<b>Gross carrying amount as at 1 April 2023</b>	<b>1,371</b>	<b>17</b>	<b>17</b>
Additions	-	15	15
<b>Gross carrying amount as at 31 March 2024</b>	<b>1,371</b>	<b>32</b>	<b>32</b>
<b>Accumulated amortisation as at 1 April 2023</b>	<b>-</b>	<b>9</b>	<b>9</b>
Amortisation for the year	-	5	5
<b>Accumulated amortisation as at 31 March 2024</b>	<b>-</b>	<b>14</b>	<b>14</b>
<b>Net carrying amount as at 31 March 2024</b>	<b>1,371</b>	<b>18</b>	<b>18</b>

### Note 4 (a): Impairment testing of goodwill

For the purposes of impairment testing, goodwill is allocated to the Cash Generating Units (CGU) which represents the lowest level at which the goodwill is monitored for internal management purposes.



## Notes to the financial statements for the year ended 31 March 2024

The aggregate carrying amounts of goodwill allocated to CGU are as follows:

	(₹ in million)	
	As at	
	31 March 2024	31 March 2023
Active Pharmaceutical Ingredients	1,371	1,371
<b>Total</b>	<b>1,371</b>	<b>1,371</b>

The recoverable amount of the cash generating unit was based on its value in use. The value in use of these units was determined to be higher than the carrying amount. The Company performed an analysis of the sensitivity towards change in key assumptions. Based on such analysis, the Company believes that any reasonably possible change in key assumptions on which recoverable amount of the above mentioned CGU is based would not cause the carrying amount to exceed the recoverable amount of related CGU.

Value in use was determined by discounting the future cash flows generated from the continuing use of the CGU. The calculation was based on the following key assumptions:

- The anticipated annual revenue growth and margin included in the cash flow projections are based on past experience, actual operating results and the 5-year business plan in all periods presented.
- The terminal growth rate represents management view on the future long-term growth rate.

	31 March 2024	31 March 2023
Active Pharmaceutical Ingredients	0.5%	0.5%

- The pre-tax discount rate was estimated based on past experience and taking into consideration the industry's weighted average cost of capital.

	31 March 2024	31 March 2023
Active Pharmaceutical Ingredients	13%	15%

- The values assigned to the key assumptions represent the management's assessment of future trends in the industry and based on both internal and external sources.

### Note 5: Non-current investments

	(₹ in million)	
	As at	
	31 March 2024	31 March 2023
<b>I. Investment in equity instruments (at cost)</b>		
<b>Unquoted (fully paid up)</b>		
<b>Subsidiary companies:</b>		
326,758,994 (31 March 2023: 326,758,994) equity shares with no par value		
Jubilant Pharma Limited	14,913	14,913
2,050,000 (31 March 2023: 2,050,000) equity shares of ₹10 each		
Jubilant First Trust Healthcare Limited	44	44
4,650,001 (31 March 2023: 4,650,001) equity shares with no par value		
Drug Discovery and Development Solutions Limited	641	641
50,000 (31 March 2023: 50,000) equity shares of ₹10 each		
Jubilant Business Services Limited	1	1
86,645,213 (31 March 2023: 86,645,213) equity shares of ₹ 10 each		
Jubilant Therapeutics India Limited	570	570
251,890,534 (31 March 2023: 251,890,534) equity shares of ₹10 each		
Jubilant Biosys Limited	220	220
<b>Associate:</b>		
1,037,582 (31 March 2023: 1,037,582) equity shares of ₹10 each		
SPV Laboratories Private Limited	87	87
	<b>16,476</b>	<b>16,476</b>

## Notes to the financial statements for the year ended 31 March 2024

(₹ in million)

	As at	
	31 March 2024	31 March 2023
<b>II. Investment in equity instruments (at fair value through other comprehensive income)</b>		
<b>Unquoted (fully paid up)</b>		
<b>Other Companies:</b>		
6,569,310 (31 March 2023: 6,569,310) equity shares of ₹ 10 each		
Forum I Aviation Limited*	87	90
	<b>87</b>	<b>90</b>
<b>III. Investment in equity instruments (at amortised cost)</b>		
<b>Unquoted (fully paid up)</b>		
716,857 (31 March 2023: Nil) equity shares of ₹ 10 each		
O2 Renewable Energy XVI Private Limited	1	-
<b>IV. Investment in debt instruments (at amortised cost)</b>		
<b>Unquoted (fully paid up)</b>		
64,517 (31 March 2023: Nil) compulsorily convertible debentures of ₹ 1,000 each		
O2 Renewable Energy XVI Private Limited	5	-
<b>Total non-current investments</b>	<b>16,569</b>	<b>16,566</b>
<b>Aggregate amount of unquoted investments</b>	<b>16,569</b>	<b>16,566</b>
<b>Aggregate amount of impairment in the value of investments</b>	<b>-</b>	<b>-</b>

\*The Company designated this investment as equity instruments measured at FVOCI because these shares represent investment that the Company intends to hold for long-term for strategic purposes.

**Note 6: Loans**

(₹ in million)

	As at			
	31 March 2024		31 March 2023	
	Current	Non-current	Current	Non-current
<b>Unsecured, considered good</b>				
Loan to employees	1	2	-	3
<b>Total loans</b>	<b>1</b>	<b>2</b>	<b>-</b>	<b>3</b>

**Note 7: Other financial assets**

(₹ in million)

	As at			
	31 March 2024		31 March 2023	
	Current	Non-current	Current	Non-current
Bank deposits with more than twelve months maturity (1)	-	33	-	30
Security deposits	-	80	-	66
Receivable from related parties (refer note 37)	34	-	15	-
Insurance claims receivable	59	-	118	-
Others	4	-	3	-
<b>Total other financial assets</b>	<b>97</b>	<b>113</b>	<b>136</b>	<b>96</b>

**Note:**

(1) These deposits have restricted use.



## Notes to the financial statements for the year ended 31 March 2024

### Note 8. Deferred tax

Deferred income tax reflects the net tax effects of temporary difference between the carrying amount of asset and liabilities for financial reporting purposes and the amounts used for income tax purposes. Significant components of the Company's net deferred income tax are as follows:

Deferred tax assets:

	(₹ in million)						
	Provision for compensated absences and gratuity	Expenditure allowed on actual payment basis	MAT credit entitlement	Tax losses carried forward	Lease liability	Accrued expenses and other temporary differences	Total
<b>As at 1 April 2022</b>	<b>74</b>	<b>45</b>	<b>879</b>	<b>350</b>	<b>23</b>	<b>6</b>	<b>1,377</b>
<b>(Charged)/credited:</b>							
- to statement of profit and loss	8	(14)	116	(263)	88	1	(64)
- to MAT credit adjusted/utilised	-	-	(31)	-	-	-	(31)
- to other comprehensive income	4	-	-	-	-	-	4
<b>As at 31 March 2023</b>	<b>86</b>	<b>31</b>	<b>964</b>	<b>87</b>	<b>111</b>	<b>7</b>	<b>1,286</b>
<b>(Charged)/credited:</b>							
- to statement of profit and loss	(4)	25	83	(87)	(17)	(4)	(4)
- to MAT credit adjusted/ utilised	-	-	(20)	-	-	-	(20)
- to other comprehensive income	2	-	-	-	-	-	2
<b>As at 31 March 2024</b>	<b>84</b>	<b>56</b>	<b>1,027</b>	<b>-</b>	<b>94</b>	<b>3</b>	<b>1,264</b>

Deferred tax liabilities:

	(₹ in million)	
	PPE, Intangibles and Right-of-use assets	Total
<b>As at 1 April 2022</b>	<b>1,024</b>	<b>1,024</b>
<b>Charged/(credited):</b>		
- to statement of profit and loss	92	92
- to other comprehensive income	-	-
<b>As at 31 March 2023</b>	<b>1,116</b>	<b>1,116</b>
<b>Charged/(credited):</b>		
- to statement of profit and loss	29	29
- to other comprehensive income	-	-
<b>As at 31 March 2024</b>	<b>1,145</b>	<b>1,145</b>

Deferred tax assets (net):

	(₹ in million)	
	As at	
	31 March 2024	31 March 2023
Deferred tax assets	1,264	1,286
Deferred tax liabilities	1,145	1,116
<b>Deferred tax assets (net)</b>	<b>119</b>	<b>170</b>

## Notes to the financial statements for the year ended 31 March 2024

Reconciliation of deferred tax assets (net):

(₹ in million)

	For the year ended	
	31 March 2024	31 March 2023
<b>Balance as at the commencement of the year</b>	<b>170</b>	<b>353</b>
<b>Credit/(charge) during the year recognised:</b>		
- in statement of profit and loss (including MAT)	(33)	(156)
- in other comprehensive income	2	4
MAT credit adjusted/utilised	(20)	(31)
<b>Balance as at the end of the year</b>	<b>119</b>	<b>170</b>

DTA has not been recognized on temporary differences in relation to indexation benefit of investment in subsidiaries amounting to ₹ 6,001 million (31 March 2023: ₹ 5,495 million) as the Company is able to control the timing of the reversal of the temporary difference and it is probable that the temporary differences will not reverse in foreseeable future.

Tax related contingencies: Refer note 38.

**Note 9: Inventories**

(₹ in million)

	As at	
	31 March 2024	31 March 2023
Raw materials *	760	999
Work-in-progress	1,314	1,620
Finished goods *	210	294
Stores and spares	225	223
<b>Total inventories</b>	<b>2,509</b>	<b>3,136</b>
*Goods in transit included in above		
Raw materials	35	74
Finished goods	7	14
<b>Total goods in transit</b>	<b>42</b>	<b>88</b>
Total write down of inventories recognised during the year#	<b>49</b>	<b>133</b>

# represents amount recognised as an expense pursuant to discards and write down to net realisable value during the year and included in cost of sales.

**Note 10: Trade receivables**

(₹ in million)

	As at	
	31 March 2024	31 March 2023
<b>Unsecured and current</b>		
Trade receivables - considered good	1,191	1,085
Trade receivables from related parties – considered good (refer note 37)	751	800
Trade receivables - credit impaired	9	14
Less: Expected credit loss allowance	(9)	(14)
<b>Total trade receivables</b>	<b>1,942</b>	<b>1,885</b>



## Notes to the financial statements for the year ended 31 March 2024

### Trade receivables ageing schedule as at 31 March 2024:

(₹ in million)

	Not due	Outstanding for following periods from due date of payment					Total
		Less than 6 Months	6 months - 1 year	1-2 years	2-3 years	More than 3 years	
Undisputed trade receivables – considered good	961	662	295	24	-	-	1,942
Undisputed trade receivables – credit impaired	2	3	-	3	-	1	9
	<b>963</b>	<b>665</b>	<b>295</b>	<b>27</b>	<b>-</b>	<b>1</b>	<b>1,951</b>
Less: Expected credit loss allowance							(9)
<b>Total trade receivables</b>							<b>1,942</b>

### Trade receivables ageing schedule as at 31 March 2023:

(₹ in million)

	Not due	Outstanding for following periods from due date of payment					Total
		Less than 6 Months	6 months - 1 year	1-2 years	2-3 years	More than 3 years	
Undisputed trade receivables – considered good	1,044	542	298	1	-	-	1,885
Undisputed trade receivables – credit impaired	2	2	4	-	-	6	14
	<b>1,046</b>	<b>544</b>	<b>302</b>	<b>1</b>	<b>-</b>	<b>6</b>	<b>1,899</b>
Less: Expected credit loss allowance							(14)
<b>Total trade receivables</b>							<b>1,885</b>

### Note 11: Cash and cash equivalents

(₹ in million)

	As at	
	31 March 2024	31 March 2023
<b>Balances with banks</b>		
- current accounts	126	79
- dividend accounts	25	31
- deposit accounts with original maturity up to three months	210	-
<b>Total cash and cash equivalents (1)</b>	<b>361</b>	<b>110</b>

#### Note:

(1) ₹ 25 million (31 March 2023: ₹ 31 million) has restricted use.

### Note 12: Other assets

(₹ in million)

	As at			
	31 March 2024		31 March 2023	
	Current	Non-current	Current	Non-current
Capital advances	-	12	-	22
Prepaid expenses	107	66	87	-
Recoverable from/balance with government authorities	348	-	342	-
Advance to employees	3	-	8	-
Advance for supply of goods and services	36	-	82	-
Others	2	-	2	-
<b>Total other current assets</b>	<b>496</b>	<b>78</b>	<b>521</b>	<b>22</b>

## Notes to the financial statements for the year ended 31 March 2024

**Note 13: Equity share capital**

(₹ in million)

	As at	
	31 March 2024	31 March 2023
<b>Authorised</b>		
1,430,200,000 (31 March 2023 : 1,430,200,000) equity shares of ₹ 1 each	1,430	1,430
	<b>1,430</b>	<b>1,430</b>
<b>Issued and subscribed</b>		
159,313,139 (31 March 2023 : 159,313,139) equity shares of ₹ 1 each	159	159
	<b>159</b>	<b>159</b>
<b>Paid up capital</b>		
159,281,139 (31 March 2023 : 159,281,139) equity shares of ₹ 1 each	159	159
Add: Equity shares forfeited (paid up)	_*	_*
	<b>159</b>	<b>159</b>

\* Rounded off to the nearest million.

**Movement in equity share capital:**

	As at 31 March 2024		As at 31 March 2023	
	Number	₹ in million	Number	₹ in million
<b>At the commencement and at the end of the year</b>	159,281,139	159	159,281,139	159

**Terms and rights attached to equity shares:**

The Company has only one class of shares referred to as equity shares having par value of ₹ 1 each. Holder of each equity share is entitled to one vote per share. In the event of liquidation of the Company, the holders of equity shares will be entitled to receive any of the remaining assets of the Company, after distribution of all preferential amounts. The distribution will be in proportion to the number of equity shares held by the shareholders.

**Details of shareholders holding more than 5% shares in the Company:**

Equity shares of ₹ 1 each fully paid-up held by	As at 31 March 2024		As at 31 March 2023	
	Number	% of total shares	Number	% of total shares
SPB Trustee Company Private Limited & SS Trustee Company Private Limited (Jointly on behalf of Shyam Sunder Bhartia Family Trust)	32,686,161	20.52%	32,686,161	20.52%
HSB Trustee Company Private Limited & HS Trustee Company Private Limited (Jointly on behalf of Hari Shanker Bhartia Family Trust)	30,257,475	19.00%	30,257,475	19.00%

This space has been intentionally left blank



## Notes to the financial statements for the year ended 31 March 2024

### Disclosure of shareholding of promoters:

Shareholding of promoters as at 31 March 2024 is as follows:

Promoter name	31 March 2024		31 March 2023		% change during the year
	Number of shares	% of total shares	Number of shares	% of total shares	
- Mr. Hari Shanker Bhartia	360,885	0.23%	360,885	0.23%	-
- Ms. Kavita Bhartia	10,285	0.01%	10,285	0.01%	-
- Mr. Priyavrat Bhartia	1,398,010	0.88%	1,398,010	0.88%	-
- Mr. Shamit Bhartia	129,245	0.08%	129,245	0.08%	-
- Jaytee Private Limited	7,600	0.00%	7,600	0.00%	-
- Nikita Resources Private Limited	3,504,540	2.20%	3,504,540	2.20%	-
- HSB Trustee Company Private Limited & HS Trustee Company Private Limited (Jointly on behalf of Hari Shanker Bhartia Family Trust)	30,257,475	19.00%	30,257,475	19.00%	-
- SPB Trustee Company Private Limited & SS Trustee Company Private Limited (Jointly on behalf of Shyam Sunder Bhartia Family Trust)	32,686,161	20.52%	32,686,161	20.52%	-
- MAV Management Advisors LLP	5,011,400	3.15%	5,011,400	3.15%	-
- Jubilant Enpro Private Limited	2,116,000	1.33%	2,116,000	1.33%	-
- Mr. Shyam Sunder Bhartia	5,000	0.00%	5,000	0.00%	-
- Miller Holdings Pte. Limited	5,230,455	3.28%	5,230,455	3.28%	-
<b>Total</b>	<b>80,717,056</b>	<b>50.68%</b>	<b>80,717,056</b>	<b>50.68%</b>	<b>-</b>

Shareholding of promoters as at 31 March 2023 is as follows:

Promoter name	31 March 2023		31 March 2022		% change during the year
	Number of shares	% of total shares	Number of shares	% of total shares	
- Mr. Hari Shanker Bhartia	360,885	0.23%	360,885	0.23%	-
- Ms. Kavita Bhartia	10,285	0.01%	10,285	0.01%	-
- Mr. Priyavrat Bhartia	1,398,010	0.88%	3,085	0.00%	0.88%
- Mr. Shamit Bhartia	129,245	0.08%	129,245	0.08%	-
- Jaytee Private Limited	7,600	0.00%	7,600	0.00%	-
- Nikita Resources Private Limited	3,504,540	2.20%	3,504,540	2.20%	-
- HSB Trustee Company Private Limited & HS Trustee Company Private Limited (Jointly on behalf of Hari Shanker Bhartia Family Trust)	30,257,475	19.00%	30,257,475	19.00%	-
- SPB Trustee Company Private Limited & SS Trustee Company Private Limited (Jointly on behalf of Shyam Sunder Bhartia Family Trust)	32,686,161	20.52%	32,686,161	20.52%	-
- MAV Management Advisors LLP	5,011,400	3.15%	5,011,400	3.15%	-
- Jubilant Enpro Private Limited	2,116,000	1.33%	2,116,000	1.33%	-
- Mr. Shyam Sunder Bhartia	5,000	0.00%	1,399,925	0.88%	(0.88%)
- Miller Holdings Pte. Limited	5,230,455	3.28%	5,230,455	3.28%	-
<b>Total</b>	<b>80,717,056</b>	<b>50.68%</b>	<b>80,717,056</b>	<b>50.68%</b>	<b>-</b>



## Notes to the financial statements for the year ended 31 March 2024

**Note 14: Nature and purpose of other equity**

- *Capital reserve*

Accumulated capital surplus not available for distribution of dividend and expected to remain invested permanently and includes excess/shortfall of consideration over book value of net assets/liabilities transferred under a common control transaction.

- *Capital redemption reserve*

Capital redemption reserve represents the unutilized accumulated amount set aside at the time of redemption of preference shares. This reserve is utilised in accordance with the provisions of the Act.

- *Amalgamation reserve*

Amalgamation reserve represents the unutilized accumulated surplus created at the time of amalgamation of another company with the Company. This reserve is not available for distribution of dividend and is expected to remain invested permanently.

- *Share based payment reserve*

The fair value of the equity settled share based payment transactions with employees is recognised in Statement of Profit and Loss with corresponding credit to share based payment reserve. Further, equity settled share based payment transaction with employees of subsidiary is recognised in investment of subsidiaries/recharged to subsidiaries with corresponding credit to Share based payment reserve

- *Retained earnings*

Retained earnings represent the amount of accumulated earnings of the Company and re-measurement differences on defined benefit plans.

- *Equity instrument through OCI*

The Company has elected to recognize changes in the fair value of certain investments in equity securities in other comprehensive income. These changes are accumulated within the equity instrument through OCI within equity. The Company transfers amount therefrom to retained earnings when the relevant equity securities are derecognized.

**Note 15 (A): Non-current borrowings**

(₹ in million)

	As at	
	31 March 2024	31 March 2023
<b>Secured debentures</b>		
Non-convertible debentures (secured) (refer note 37)	700	950
<b>Term loans</b>		
<b>From banks</b>		
Indian rupee loans (secured)	475	-
<b>From other parties</b>		
Indian rupee loans (secured)	500	-
<b>From related parties</b>		
Indian rupee loans from subsidiary (unsecured) (refer note 37)	790	790
<b>Total non-current borrowings</b>	<b>2,465</b>	<b>1,740</b>
Add: Current maturities of non-current borrowings (refer note 15(B))	25	-
<b>Total non-current borrowings (including current maturities)</b>	<b>2,490</b>	<b>1,740</b>



## Notes to the financial statements for the year ended 31 March 2024

### Note 15 (B): Current borrowings

(₹ in million)

	As at	
	31 March 2024	31 March 2023
Current maturities of non-current borrowings (refer note 15(A))	25	-
<b>Working capital loans</b>		
<b>From banks</b>		
Secured	939	1,275
<b>Total current borrowings</b>	<b>964</b>	<b>1,275</b>

#### 15 (a). Nature of security and other terms of repayment of borrowings

- 15(a) (i) Non-convertible debentures amounting to ₹ 700 million (31 March 2023: ₹ 950 million) is repayable in January 2026 and carries an interest rate of 7.35% (31 March 2023: 7.38%) per annum. These non-convertible debentures are secured by way of first charge on immovable fixed assets located at Plot No.15, Knowledge Park-II, Greater Noida, Uttar Pradesh.
- 15(a) (ii) Indian rupee term loan amounting to ₹ 500 million (31 March 2023: ₹ Nil) from HDFC Bank Limited is secured by a first pari-passu charge on all plant and machinery and movable assets, both present and future, of Jubilant Pharmova Limited. The loan is repayable in 16 quarterly installments from November 2024. The loan carry floating interest rate of T-Bill+1.17%. During the year ended 31 March 2024, the loans carry interest rate ranging from 7.60% to 8.10% per annum.
- 15(a) (iii) Indian rupee term loans amounting to ₹ 500 million (31 March 2023: ₹ Nil) from Bajaj Finance Limited are secured by a first pari-passu charge on all movable assets, both present and future, of Jubilant Pharmova Limited. The loan is repayable in 16 equal quarterly installments from December 2025. The loan carry floating interest rate of Repo rate +1.85%. During the year ended 31 March 2024, the loans carry interest rate ranging from 8.20% to 8.70% per annum.
- 15(a) (iv) Loan from subsidiary carry interest rate of 9.26% (31 March 2023: 7.75%) per annum and is repayable in March 2026.
- 15(a) (v) Indian rupee working capital facilities (including cash credit) sanctioned by banks are secured by a first charge by way of hypothecation, ranking pari-passu on current assets of the Company, both present and future. Working capital facilities carry interest rate ranging from 7.10% to 9.50% and are repayable as per terms of the agreement within one year.

#### 15 (b). Assets pledged as security

Assets with following carrying amounts are pledged as collateral/security against loans and borrowings at year end.

(₹ in million)

	As at	
	31 March 2024	31 March 2023
Leasehold land and property, plant and equipment	5,056	880
Inventories	2,509	3,136
Trade receivables	1,942	1,885
	<b>9,507</b>	<b>5,901</b>

The quarterly stock statement filed by the Company with banks in respect to borrowings secured against current assets is in agreement with the books of accounts of the Company.

#### 15 (c). Reconciliation of movements of liabilities (borrowings, lease liabilities and interest accrued) to cash flows arising from financing activities

(₹ in million)

	31 March 2024	31 March 2023
<b>As at beginning of the year</b>	<b>3,470</b>	<b>1,835</b>
Movement due to cash transactions as per the statement of cash flows	24	1,026
Movement due to:		
- Finance costs expensed	299	185
- Lease liabilities	29	424
<b>As at end of the year</b>	<b>3,822</b>	<b>3,470</b>

## Notes to the financial statements for the year ended 31 March 2024

**Note 16: Provisions**

(₹ in million)

	As at			
	31 March 2024		31 March 2023	
	Current	Non-current	Current	Non-current
<b>Unsecured, considered good</b>				
Provision for employee benefits (refer note 32)	69	268	110	228
<b>Total provisions</b>	<b>69</b>	<b>268</b>	<b>110</b>	<b>228</b>

**Note 17: Trade payables**

(₹ in million)

	As at	
	31 March 2024	31 March 2023
<b>Current</b>		
Total outstanding dues of micro enterprises and small enterprises (refer note 30)	67	101
Total outstanding dues of creditors other than micro enterprises and small enterprises *	1,417	1,542
<b>Total trade payables</b>	<b>1,484</b>	<b>1,643</b>
* Amount payable to related party included in the above (refer note 37)	241	270

**Trade payables ageing schedule as at 31 March 2024:**

(₹ in million)

	Unbilled	Not due	Outstanding for following periods from due date of payment				Total
			Less than 1 year	1-2 years	2-3 years	More than 3 years	
Micro enterprises and small enterprises	42	17	8	-	-	-	67
Other than micro enterprises and small enterprises	444	465	401	15	11	81	1,417
Disputed dues - micro enterprises and small enterprises	-	-	-	-	-	-	-
Disputed dues - other than micro enterprises and small enterprises	-	-	-	-	-	-	-
<b>Total trade payables</b>	<b>486</b>	<b>482</b>	<b>409</b>	<b>15</b>	<b>11</b>	<b>81</b>	<b>1,484</b>

**Trade payables ageing schedule as at 31 March 2023:**

(₹ in million)

	Unbilled	Not due	Outstanding for following periods from due date of payment				Total
			Less than 1 year	1-2 years	2-3 years	More than 3 years	
Micro enterprises and small enterprises	12	80	9	-	-	-	101
Other than micro enterprises and small enterprises	333	443	638	46	1	81	1,542
Disputed dues - micro enterprises and small enterprises	-	-	-	-	-	-	-
Disputed dues - other than micro enterprises and small enterprises	-	-	-	-	-	-	-
<b>Total trade payables</b>	<b>345</b>	<b>523</b>	<b>647</b>	<b>46</b>	<b>1</b>	<b>81</b>	<b>1,643</b>



## Notes to the financial statements for the year ended 31 March 2024

### Note 18: Other current financial liabilities

(₹ in million)

	As at	
	31 March 2024	31 March 2023
Interest accrued	17	14
Unpaid dividend	25	31
Security deposit	18	2
Capital creditors *	55	129
Employee benefits payable	150	101
Other payables	8	16
<b>Total other current financial liabilities</b>	<b>273</b>	<b>293</b>

\* Includes outstanding dues of micro enterprises and small enterprises of ₹ 21 million (31 March 2023: ₹ 12 million), refer note 30.

### Note 19: Other liabilities

(₹ in million)

	As at			
	31 March 2024		31 March 2023	
	Current	Non-current	Current	Non-current
Contract liabilities	208	-	137	-
Deferred income – government grant	1	6	1	6
Statutory dues payables	58	-	63	-
<b>Total other liabilities</b>	<b>267</b>	<b>6</b>	<b>201</b>	<b>6</b>

### Note 20: Revenue from operations

(₹ in million)

	For the year ended	
	31 March 2024	31 March 2023
Sale of products	6,384	6,856
Sale of services	1,168	888
Other operating revenue (refer note 43)	295	357
<b>Total revenue from operations</b>	<b>7,847</b>	<b>8,101</b>

### Disaggregation of revenue

In the following table, revenue is disaggregated by primary geographical market and major products/service lines.

(₹ in million)

	For the year ended 31 March 2024			For the year ended 31 March 2023		
	Management Services	Active Pharmaceutical Ingredients	Total	Management Services	Active Pharmaceutical Ingredients	Total
<b>Primary geographical markets</b>						
-India	495	860	1,355	299	2,210	2,509
-Americas and Europe	673	2,898	3,571	589	3,439	4,028
-Rest of the world	-	2,626	2,626	-	1,207	1,207
<b>Total</b>	<b>1,168</b>	<b>6,384</b>	<b>7,552</b>	<b>888</b>	<b>6,856</b>	<b>7,744</b>
<b>Major products/service lines</b>						
-Active Pharmaceutical Ingredients	-	6,384	6,384	-	6,856	6,856
-Management Services	1,168	-	1,168	888	-	888
<b>Total</b>	<b>1,168</b>	<b>6,384</b>	<b>7,552</b>	<b>888</b>	<b>6,856</b>	<b>7,744</b>

## Notes to the financial statements for the year ended 31 March 2024

### Contract balances

(₹ in million)

	As at		
	31 March 2024	31 March 2023	1 April 2022
Trade receivables	1,942	1,885	1,307
Contract liabilities	208	137	462

The amount of ₹ 35 million and ₹ 51 million recognised in contract liabilities at the beginning of the year has been recognised as revenue for the year ended 31 March 2024 and 31 March 2023, respectively.

Reconciliation of revenue recognized with the contracted price is as follows:

(₹ in million)

	For the year ended	
	31 March 2024	31 March 2023
Contracted price	7,552	7,744
Reductions towards variable consideration components	-	-
<b>Revenue recognised</b>	<b>7,552</b>	<b>7,744</b>

The reduction towards variable consideration primarily comprises of volume discounts, price discounts.

### Note 21: Other income

(₹ in million)

	For the year ended	
	31 March 2024	31 March 2023
Interest income	5	5
Dividend from subsidiaries	334	974
Gain on disposal of property, plant and equipment (net)	-	4
Net foreign exchange gain	-	7
Other non-operating income	695	389
<b>Total other income</b>	<b>1,034</b>	<b>1,379</b>

### Note 22: Cost of materials consumed

(₹ in million)

	For the year ended	
	31 March 2024	31 March 2023
Raw materials consumed	3,100	3,963
<b>Total cost of materials consumed</b>	<b>3,100</b>	<b>3,963</b>

### Note 23: Purchases of stock-in-trade

(₹ in million)

	For the year ended	
	31 March 2024	31 March 2023
Purchases of stock-in-trade	65	148
<b>Total purchases of stock-in-trade</b>	<b>65</b>	<b>148</b>



## Notes to the financial statements for the year ended 31 March 2024

### Note 24: Changes in inventories of finished goods and work-in-progress

(₹ in million)

	For the year ended	
	31 March 2024	31 March 2023
<b>Opening balance</b>		
Work-in-progress	1,620	1,435
Finished goods	294	514
<b>Total opening balance</b>	<b>1,914</b>	<b>1,949</b>
<b>Closing balance</b>		
Work-in-progress	1,314	1,620
Finished goods	210	294
<b>Total closing balance</b>	<b>1,524</b>	<b>1,914</b>
<b>Total changes in inventories of finished goods and work-in-progress</b>	<b>390</b>	<b>35</b>

### Note 25: Employee benefits expense

(₹ in million)

	For the year ended	
	31 March 2024	31 March 2023
Salaries, wages, bonus, gratuity and allowances	1,689	1,470
Contribution to provident fund and other funds	76	70
Share-based payment expense	17	10
Staff welfare expenses	118	123
<b>Total employee benefits expense</b>	<b>1,900</b>	<b>1,673</b>

### Note 26: Finance costs

(₹ in million)

	For the year ended	
	31 March 2024	31 March 2023
Interest expense	298	183
Other finance costs	1	2
<b>Total finance costs</b>	<b>299</b>	<b>185</b>

### Note 27: Depreciation and amortisation expense

(₹ in million)

	For the year ended	
	31 March 2024	31 March 2023
Depreciation of property, plant and equipment	366	343
Depreciation of right-of-use assets	112	86
Amortisation of intangible assets	5	3
<b>Total depreciation and amortisation expense</b>	<b>483</b>	<b>432</b>

## Notes to the financial statements for the year ended 31 March 2024

### Note 28: Other expenses

(₹ in million)

	For the year ended	
	31 March 2024	31 March 2023
Power and fuel	684	754
Consumption of stores and spares and packing materials	228	249
Processing charges	9	8
Rental charges	1	1
Rates and taxes	17	26
Insurance	53	49
Advertisement, publicity and sales promotion	30	14
Travel and conveyance	97	101
Repairs and maintenance:		
i. Plant and machinery	131	158
ii. Buildings	13	12
iii. Others	215	63
Office expenses	73	61
Vehicle running and maintenance	7	5
Printing and stationery	6	9
Telephone and communication charges	6	5
Staff recruitment and training	43	48
Donation [including corporate social responsibility expenditure (refer note 42)]	29	44
Payments to statutory auditors (refer note 28(a) below)	8	9
Legal and professional fees	463	497
Freight and forwarding (including ocean freight)	13	19
Subscription	20	23
Commission on sales	49	63
Net foreign exchange loss	3	-
Loss on disposal of property, plant and equipment (net)	10	-
Miscellaneous expenses	19	33
<b>Total other expenses</b>	<b>2,227</b>	<b>2,251</b>

#### Note 28(a): Details of payment to statutory auditors (excluding applicable taxes and including out of pocket expenses)

(₹ in million)

	For the year ended	
	31 March 2024	31 March 2023
As auditor:		
Audit fee	4	7
Certification fees and other services	4	2
<b>Total payment to auditors</b>	<b>8</b>	<b>9</b>



## Notes to the financial statements for the year ended 31 March 2024

### Note 29: Income tax

The major components of income tax expense:

(₹ in million)

	For the year ended	
	31 March 2024	31 March 2023
<b>Profit or loss section:</b>		
<b>Current tax:</b>		
Current tax charge for the year	68	137
Adjustments in respect of current tax of previous years	-	1
<b>Total current tax expense</b>	<b>68</b>	<b>138</b>
<b>Deferred tax:</b>		
Deferred tax charge for the year	23	137
Adjustments in respect of deferred tax of previous years	10	19
<b>Total deferred tax expense</b>	<b>33</b>	<b>156</b>
<b>Income tax expense</b>	<b>101</b>	<b>294</b>
<b>Other comprehensive income section:</b>		
<b>Deferred tax:</b>		
Tax credit related to items that will not be reclassified to profit and loss	(2)	(4)
<b>Income tax benefit</b>	<b>(2)</b>	<b>(4)</b>
<b>Equity section:</b>		
<b>Current tax:</b>		
Tax expense related to items recognised in capital reserve	-	1
	-	1

Reconciliation between average effective tax rate and applicable tax rate for the year:

(₹ in million)

	For the year ended	
	31 March 2024	31 March 2023
Profit before income tax	417	793
At statutory income tax rate of 34.944% (31 March 2023: 34.944%)	146	277
- Effect of non-deductible expenses and exempt income	(51)	15
- Effect of prior year taxes	10	20
- Effect of change in tax rate	(6)	(20)
- Others	2	2
<b>Income tax expense reported in the Statement of Profit and Loss</b>	<b>101</b>	<b>294</b>



## Notes to the financial statements for the year ended 31 March 2024

**Note 30: Micro, small and medium enterprises**

(₹ in million)

	As at	
	31 March 2024	31 March 2023
The principal amount remaining unpaid to any supplier as at the end of the year	88	113
The interest due on principal amount remaining unpaid to any supplier as at the end of the year	-	-
The amount of interest paid by the Company in terms of section 16 of the Micro, Small and Medium Enterprises Development Act, 2006 (MSMED Act), along with the amount of the payment made to the supplier beyond the appointed day during the year	-	-
The amount of interest due and payable for the period of delay in making payment (which have been paid but beyond the appointed day during the year) but without adding the interest specified under the MSMED Act	-	-
The amount of interest accrued and remaining unpaid at the end of the year	-	-
The amount of further interest remaining due and payable even in the succeeding years, until such date when the interest dues as above are actually paid to the small enterprise, for the purpose of disallowance as a deductible expenditure under the MSMED Act	-	-

The information as required to be disclosed in relation to micro, small and medium enterprises has been determined to the extent such parties have been identified on the basis of information available with the Company.

**Note 31: Scheme of Arrangement:**

The Scheme of Arrangement ("the Scheme") for demerger of the Active Pharmaceuticals Ingredients ("API") business undertaking of Jubilant Generics Limited ("JGL"), an indirect wholly owned subsidiary of the Company, and vesting of the same with the Company, on a going concern basis, with an Appointed Date of 1 April 2022 was approved by Hon'ble National Company Law Tribunal, Allahabad Bench ("NCLT") vide its order dated 13 June 2022. The said NCLT order was filed with the Registrar of Companies by the Company and JGL on 1 July 2022 thereby making the Scheme effective from that date.

The transferred business undertaking is engaged in the manufacturing of active pharmaceutical products. This transaction being a Business Combination between entities under common control in accordance with the requirements of Ind AS 103 "Business Combinations", all assets and liabilities of the API business undertaking as at 1 April 2022, aggregating to ₹ 13,948 million and ₹ 2,375 million respectively, vested into the Company were recorded at the respective book values appearing in the books of account of JGL.

**Note 32: Employee benefits in respect of the Company have been calculated as under:****(A) Defined Contribution Plans**

The Company has certain defined contribution plan such as provident fund, employee state insurance, employee pension scheme, wherein specified percentage is contributed to these plans. During the year, the Company has contributed following amounts to:

(₹ in million)

	For the year ended	
	31 March 2024	31 March 2023
Employer's contribution to provident fund	54	49
Employer's contribution to employee's pension scheme	14	15
Employer's contribution to employee state insurance	1	1

**(B) Defined Benefit Plans****Gratuity**

In accordance with Ind AS 19 "Employee Benefits", an actuarial valuation has been carried out in respect of gratuity. The discount rate assumed is 7.13% p.a. (31 March 2023: 7.35% p.a.) which is determined by reference to market yield at the Balance Sheet date on Government bonds. The retirement age has been considered at 58 years (31 March 2023: 58 years) and mortality table is as per IALM (2012-14) (31 March 2023: IALM (2012-14)).



## Notes to the financial statements for the year ended 31 March 2024

The estimates of future salary increases, considered in actuarial valuation is 10% p.a. for first three years and 6% p.a. thereafter (31 March 2023: 10% p.a. for first three years and 6% p.a. thereafter), taking into account of inflation, seniority, promotion and other relevant factors, such as supply and demand in the employment market.

The plans assets were maintained with Life Insurance Corporation of India in respect of gratuity scheme for certain employees of a unit of the Company. The details of investments maintained by Life Insurance Corporation were not available with the Company, hence not disclosed. The expected rate of return on plan assets is 7.13% p.a. (31 March 2023: 7.35% p.a.).

### Reconciliation of opening and closing balances of the present value of the defined benefit obligation:

	(₹ in million)	
	31 March 2024	31 March 2023
Present value of obligation at the beginning of the year	264	270
Employees transferred in/(out)	34	(12)
Current service cost	26	22
Interest cost	19	20
Actuarial loss	3	11
Benefits paid	(107)	(47)
<b>Present value of obligation at the end of the year</b>	<b>239</b>	<b>264</b>

### Fair value of plan assets\*\*:

	(₹ in million)	
	31 March 2024	31 March 2023
Plan assets at the beginning of the year	20	29
Expected return on plan assets	1	2
Contribution by employer	10	6
Benefits paid	(28)	(16)
Actuarial loss	(1)	(1)
<b>Plan assets at the end of the year</b>	<b>2</b>	<b>20</b>

\*\* In respect of one location, the plan assets were invested in insurer managed funds.

### Reconciliation of the present value of defined benefit obligation and the fair value of the plan assets:

	(₹ in million)	
	As at	
	31 March 2024	31 March 2023
Present value of obligation at the end of the year	239	264
Fair value of plan assets at the end of the year	(2)	(20)
<b>Net liabilities recognised in the Balance Sheet</b>	<b>237</b>	<b>244</b>

The Company's best estimate of contribution during next year is ₹ 46 million (31 March 2023: ₹ 41 million)

### Expense recognised in the Statement of Profit and Loss under employee benefits expense:

	(₹ in million)	
	For the year ended	
	31 March 2024	31 March 2023
Current service cost	26	22
Interest cost	18	18
<b>Expense recognised in the Statement of Profit and Loss</b>	<b>44</b>	<b>40</b>

## Notes to the financial statements for the year ended 31 March 2024

### Amount recognised in the other comprehensive income:

	(₹ in million)	
	For the year ended	
	31 March 2024	31 March 2023
Actuarial (gain)/loss due to demographic assumption change	(1)	2
Actuarial loss/(gain) due to financial assumption change	2	(1)
Actuarial loss due to experience adjustment	2	10
Actuarial loss on plan assets	1	1
<b>Amount recognised in the other comprehensive income</b>	<b>4</b>	<b>12</b>

### Sensitivity analysis

#### Discount rate

	(₹ in million)			
	31 March 2024		31 March 2023	
	0.5% increase	0.5% decrease	0.5% increase	0.5% decrease
Impact on defined benefit	(6)	7	(5)	5

#### Future salary increase

	(₹ in million)			
	31 March 2024		31 March 2023	
	0.5% increase	0.5% decrease	0.5% increase	0.5% decrease
Impact on defined benefit	7	(6)	5	(5)

The sensitivity analysis above has been determined based on reasonably possible changes of the respective assumptions occurring at the end of the year and may not be representative of the actual change. It is based on a change in the key assumption while holding all other assumptions constant.

The weighted average duration of the defined benefit obligation is 6.66 years (31 March 2023: 5.75 years). The table below summarises the maturity profile of the defined benefit obligation:

	(₹ in million)	
	As at	
	31 March 2024	31 March 2023
Within one year	45	91
Between one to three years	44	42
Between three to five years	39	36
Later than five years	111	95
	<b>239</b>	<b>264</b>

### (C) Other long term benefits (Compensated absences):

	(₹ in million)	
	As at	
	31 March 2024	31 March 2023
Present value of obligation at the end of the year	100	94



## Notes to the financial statements for the year ended 31 March 2024

### Note 33. Fair value measurements

(₹ in million)

	Notes	Level of hierarchy	Carrying Value as at		Fair Value as at	
			31 March 2024	31 March 2023	31 March 2024	31 March 2023
<b>Financial assets</b>						
<b>FVOCI</b>						
Investments in equity instruments	(d)	3	87	90	87	90
<b>Amortised Cost</b>						
Trade receivables	(a)		1,942	1,885	1,942	1,885
Loans	(a, b)		3	3	3	3
Cash and cash equivalents	(a)		361	110	361	110
Other financial assets	(a, b)		210	232	210	232
<b>Total financial assets</b>			<b>2,603</b>	<b>2,320</b>	<b>2,603</b>	<b>2,320</b>
<b>Financial liabilities</b>						
<b>Amortised Cost</b>						
Borrowings	(a, c)	3	3,429	3,015	3,410	3,005
Lease liabilities	(a)		376	441	-	-
Trade payables	(a)		1,484	1,643	1,484	1,643
Other financial liabilities	(a)		273	293	273	293
<b>Total financial liabilities</b>			<b>5,562</b>	<b>5,392</b>	<b>5,167</b>	<b>4,941</b>

The following methods / assumptions were used to estimate the fair values:

- Fair valuation of financial assets and liabilities with short term maturities is considered as approximate to respective carrying amount due to the short term maturities of these instruments. Further, the fair value disclosure of lease liabilities is not required.
- Fair valuation of non-current financial assets has been disclosed to be same as carrying value as there is no significant difference between carrying value and fair value.
- The fair value of long-term borrowings is estimated by discounting future cash flows using adjusted discount rate of 8.17%-8.28% (31 March 2023: 7.50%-8.00%) (applicable to instruments with similar terms, currency, credit risk and remaining maturities) to discount the future payouts.
- The fair value is determined by using the valuation model/technique with observable/non-observable inputs and assumptions.

There are no transfers between Level 1, Level 2 and Level 3 during the year ended 31 March 2024 and 31 March 2023.

#### Reconciliation of Level 3 fair value measurement:

(₹ in million)

	For the year ended	
	31 March 2024	31 March 2023
<b>Opening balance</b>	90	69
(Loss)/gain recognized in other comprehensive income	(3)	21
<b>Closing balance</b>	<b>87</b>	<b>90</b>

### Note 34. Financial risk management

#### Risk management framework

The Company's board of directors has overall responsibility for the establishment and oversight of the Company's risk management framework.

## Notes to the financial statements for the year ended 31 March 2024

The Company, through three layers of defense namely policies and procedures, review mechanism and assurance aims to maintain a disciplined and constructive control environment in which all employees understand their roles and obligations. The Audit committee of the Board with top management oversees the formulation and implementation of the risk management policies. The risks are identified at business unit level and mitigation plan are identified, deliberated and reviewed at appropriate forums.

The Company has exposure to the following risks arising from financial instruments:

- credit risk (see (i));
- liquidity risk (see (ii)); and
- market risk (see (iii)).

### **i. Credit risk**

Credit risk is the risk of financial loss to the Company if a customer or counterparty to a financial instrument fails to meet its contractual obligations, and arises principally from the Company's receivables from customers, loans and investments.

The carrying amount of financial assets represents the maximum credit risk exposure.

#### **Trade receivables and other financial assets**

The Company has established a credit policy under which each new customer is analysed individually for creditworthiness before the payment and delivery terms and conditions are offered. The Company's review includes external ratings, if they are available, financial statements, credit agency information, industry information and business intelligence. Sale limits are established for each customer and reviewed annually. Any sales exceeding those limits require approval from the appropriate authority as per policy.

In monitoring customer credit risk, customers are grouped according to their credit characteristics, including whether they are an individual or a legal entity, whether they are an institutional, dealers or end-user customer, their geographic location, industry, trade history with the Company and existence of previous financial difficulties.

*Expected credit loss with respect to trade receivables:*

With respect to trade receivables, based on internal assessment which is driven by the historical experience/ current facts available in relation to default and delays in collection thereof, the credit risk for trade receivables is considered low. The Company estimates its allowance for trade receivable using lifetime expected credit loss. Also refer note 10.

#### **Movement in the expected credit loss allowance of trade receivables are as follows:**

	(₹ in million)	
	As at	
	31 March 2024	31 March 2023
Balance at the beginning of the year	14	8
Provided during the year (net of reversal)	1	6
Amount written off *	(6)	-
<b>Balance at the end of the year</b>	<b>9</b>	<b>14</b>

\* Assets are written off when there is no reasonable expectation of recovery, such as a debtor declaring bankruptcy or failing to engage in a payment plan with the Company.

*Expected credit loss with respect to other financial asset:*

With regards to all financial assets with contractual cash flows other than trade receivable, management believes these to be high quality assets with negligible credit risk. The management believes that the parties, from which these financial assets are recoverable, have strong capacity to meet the obligations and where the risk of default is negligible and accordingly no provision for expected credit loss has been provided on these financial assets. Break up of financial assets other than trade receivables have been disclosed in Balance Sheet.

### **ii. Liquidity risk**

Liquidity risk is the risk that the Company will encounter difficulty in meeting the obligations associated with its financial liabilities that are settled by delivering cash or another financial asset. The Company's approach to managing liquidity is to ensure, as far as possible, that it will have sufficient liquidity to meet its liabilities when they are due, under both normal and stressed conditions, without incurring unacceptable losses or risking damage to the Company's reputation.



## Notes to the financial statements for the year ended 31 March 2024

The Company's treasury department is responsible for managing the short term and long term liquidity requirements. Short term liquidity situation is reviewed weekly by treasury department. Longer term liquidity position is reviewed on a regular basis by the Board of Directors and appropriate decisions are taken according to the situation.

### Exposure to liquidity risk

The following are the remaining contractual maturities of financial liabilities at the reporting date.

(₹ in million)

As at 31 March 2024	Contractual Cash flows (1)			
	Carrying Amount	Total	Within 1 year	More than 1 year
<b>Non-derivative financial liabilities</b>				
Borrowings	3,429	3,429	964	2,465
Lease liabilities	376	376	95	281
Trade payables	1,484	1,484	1,484	-
Other financial liabilities	273	273	273	-

(₹ in million)

As at 31 March 2023	Contractual Cash flows (1)			
	Carrying Amount	Total	Within 1 year	More than 1 year
<b>Non-derivative financial liabilities</b>				
Borrowings	3,015	3,015	1,275	1,740
Lease liabilities	441	441	88	353
Trade payables	1,643	1,643	1,643	-
Other financial liabilities	293	293	293	-

### Note:

(1) Contractual cash flows exclude interest payable.

### iii. Market risk

Market risk is the risk that changes in market prices such as foreign exchange rates, interest rates that will affect the Company's income or the value of its holdings of financial instruments. The objective of market risk management is to manage and control market risk exposures within acceptable parameters, while optimising the return.

### Currency risk

The Company is exposed to currency risk to the extent that there is a mismatch between the currencies in which sales, purchases and borrowings are denominated and the functional currency of the Company. The currencies in which the Company is exposed to risk are USD, CAD, EUR and others.

The Company follows a natural hedge driven currency risk mitigation policy to the extent possible. Any residual risk is evaluated and appropriate risk mitigating steps are taken, including but not limited to, entering into forward contract and interest rate swap.

### Exposure to currency risk

The summary quantitative data about the Company's exposure to currency risk as reported to the management of the Company is as follows:

(₹ in million)

	As at 31 March 2024				As at 31 March 2023			
	USD	CAD	EUR	Others	USD	CAD	EUR	Others
Cash and cash equivalents	28	-	-	-	28	-	-	-
Trade receivables	1,292	30	49	-	1,587	10	35	-
Other financial assets	1	-	-	-	1	-	-	-
Trade payables	(731)	-	(2)	(6)	(898)	-	(37)	-
<b>Net statement of financial position exposure</b>	<b>590</b>	<b>30</b>	<b>47</b>	<b>(6)</b>	<b>718</b>	<b>10</b>	<b>(2)</b>	<b>-</b>

## Notes to the financial statements for the year ended 31 March 2024

**Sensitivity analysis**

A reasonably possible strengthening (weakening) of the USD, CAD, EUR and other currencies against all other currencies at year end would have affected the measurement of financial exposure denominated in a foreign currency and affected profit or loss by the amounts shown below. This analysis assumes that all other variables, in particular interest rates, remain constant and ignores any impact on forecast sales and purchases.

	(₹ in million)	
	Profit or loss (before tax)	
	Strengthening	Weakening
<b>31 March 2024</b>		
USD (1% movement)	6	(6)
CAD (1% movement)	-	-
EUR (1% movement)	-	-
Other (1% movement)	-	-
<b>31 March 2023</b>		
USD (1% movement)	7	(7)
CAD (1% movement)	-	-
EUR (1% movement)	-	-
Other (1% movement)	-	-

**Interest rate risk**

Interest rate risk is the risk that the fair value or future cash flows of a financial instrument will fluctuate because of changes in market interest rates. The Company is exposed to interest rate risk because funds are borrowed at both fixed and floating interest rates. Interest rate risk is measured by using the cash flow sensitivity for changes in variable interest rate. The borrowings of the Company are principally denominated in INR with a mix of fixed and floating rates of interest. The Company has exposure to interest rate risk, arising principally on changes in base lending rate. The risk is managed by the Company by maintaining an appropriate mix between fixed and floating rate borrowings.

**Exposure to interest rate risk**

The interest rate profile of the Company's interest-bearing financial instruments as reported to the management of the Company is as follows:

	(₹ in million)	
	As at	
	31 March 2024	31 March 2023
Fixed-rate borrowings	790	790
Floating rate borrowings	2,639	2,225
<b>Total borrowings (gross of transaction cost)</b>	<b>3,429</b>	<b>3,015</b>

The sensitivity analysis below has been determined based on the exposure to interest rates for floating rate liabilities assuming the amount of the liability outstanding at the year-end was outstanding for the whole year.

If interest rates had been 25 basis points higher / lower and all other variables were held constant, the Company's profit before tax for the year ended 31 March 2024 would decrease / increase by ₹ 6 million (31 March 2023: ₹ 4 million). This is mainly attributable to the Company's exposure to interest rates on its floating rate borrowings.

**Note 35. Capital management****(a) Risk management**

The Company's objectives when managing capital are to:

- safeguard its ability to continue as a going concern, so that it can continue to provide returns for its shareholders and benefits for other stakeholders, and
- maintain an optimal capital structure to reduce the cost of capital.



## Notes to the financial statements for the year ended 31 March 2024

In order to maintain or adjust the capital structure, the Company may adjust the amount of dividends paid to shareholders, return capital to shareholders, issue new shares or sell assets to reduce debt.

The Company monitors capital on the basis of the following gearing ratio:

'Net debt' (total borrowings net of cash and cash equivalents and other bank balances) divided by 'Total equity' (as shown in the Balance Sheet).

**The gearing ratios were as follows:**

	(₹ in million)	
	As at	
	31 March 2024	31 March 2023
Net debt	3,068	2,905
Total equity	23,745	24,145
<b>Net debt to equity ratio</b>	<b>0.13</b>	<b>0.12</b>

### (b) Dividends

	(₹ in million)	
	31 March 2024	31 March 2023
<b>Equity shares</b>		
Final dividend for the year ended 31 March 2023 of ₹ 5 per fully paid equity share (31 March 2023 : Final dividend for the year ended 31 March 2022 of ₹ 5 per fully paid equity share)	796	796

In addition to the above dividends, since year end the Board of Directors has recommended a dividend of ₹ 5 per equity share of ₹ 1 each, fully paid up amounting to ₹ 796 million for the year ended 31 March 2024, subject to approval in the ensuing Annual General Meeting.

### Note 36. Segment information

In accordance with Ind AS 108 "Operating Segments", segment information has been provided in the consolidated financial statements of the Group and therefore no separate disclosure on segment information is given in these standalone financial statements.

### Note 37. Related Party Disclosures

#### 1. Related parties where control exists or with whom transactions have taken place

##### a) Subsidiaries including step-down subsidiaries:

Jubilant Pharma Limited, Jubilant DraxImage (USA) Inc., Jubilant DraxImage Inc., Draximage (UK) Limited, Jubilant Pharma Holdings Inc., Jubilant Clinsys Inc., Jubilant Cadista Pharmaceuticals Inc., Jubilant HollisterStier LLC, Jubilant Pharma NV, Jubilant Pharmaceuticals NV, PSI Supply NV, Jubilant Biosys Limited, Jubilant Discovery Services LLC, Jubilant Clinsys Limited, Jubilant First Trust Healthcare Limited, Jubilant Draximage Limited, Jubilant Innovation (USA) Inc., Jubilant HollisterStier Inc., Draxis Pharma LLC, Drug Discovery and Development Solutions Limited, TrialStat Solutions Inc., Jubilant Generics Limited, Jubilant Pharma Australia Pty Limited, Jubilant Draximage Radiopharmacies Inc., Jubilant Pharma SA (Pty) Limited, Jubilant Therapeutics India Limited, Jubilant Therapeutics Inc., Jubilant Business Services Limited, Jubilant Episcrite LLC, Jubilant Epicore LLC, Jubilant Prodel LLC, Jubilant Epipad LLC, Jubilant Pharma UK Limited, Jubilant Pharma ME FZ-LLC, Jubilant Biosys Innovative Research Services Pte. Limited, 1359773 B.C. Unlimited Liability Company (incorporated on 26 April 2022), Jubilant Employees Welfare Trust.

##### b) Other entities where control exists:

Jubilant HollisterStier General Partnership Canada (controlled through step down subsidiaries).

##### c) Key management personnel (KMP) and related entities:

Mr. Hari S. Bhartia, Mr. Priyavrat Bhartia, Mr. Arjun Shanker Bhartia, Mr. S Sridhar (upto 31 March 2024), Ms. Sudha Pillai (upto 31 March 2024), Dr. Ashok Misra (upto 31 March 2024), Mr. Sushil Kumar Roongta, Mr. Vivek Mehra, Mr. Arun Seth, Mr. Shirish G. Belapure (w.e.f. 7 March 2023), Mr. Arvind Chokhany, Mr. R. Kumar (from 1 July 2022 to 31 October 2023), Mr. Jinang



## Notes to the financial statements for the year ended 31 March 2024

Parekh (w.e.f. 1 November 2023), Mr. Arun Kumar Sharma (upto 31 May 2023), Mr. Rajiv Shah (upto 31 July 2022), Naresh Kapoor (w.e.f. 1 August 2022).

Jubilant Enpro Private Limited, JOGPL Private Limited, Jubilant FoodWorks Limited, Jubilant Agri and Consumer Products Limited, Jubilant Life Sciences (Shanghai) Limited, Jubilant Ingrevia Limited.

**d) Others:**

Jubilant Bhartia Foundation.

### 2. Transactions with related parties

FY 2023-24

(₹ in million)

Sr. No.	Particulars	Subsidiaries	Enterprise in which certain key management personnel are interested	Key management personnel	Others	Total
	<b>Description of transactions</b>					
<b>1.</b>	<b>Sales of goods and services:</b>					
	Jubilant Cadista Pharmaceuticals Inc.	209				209
	Jubilant HollisterStier LLC	271				271
	Jubilant DraxImage Inc.	316				316
	Jubilant HollisterStier General Partnership	17				17
	Jubilant Generics Limited	292				292
	Jubilant Biosys Limited	69				69
	Jubilant Pharma Holdings Inc.	975				975
	Jubilant Ingrevia Limited		312			312
	Jubilant FoodWorks Limited		111			111
	Jubilant Agri and Consumer Products Limited		29			29
		<b>2,149</b>	<b>452</b>	-	-	<b>2,601</b>
<b>2.</b>	<b>Rental and other income:</b>					
	Jubilant Cadista Pharmaceuticals Inc.	21				21
	Jubilant HollisterStier LLC	67				67
	Jubilant DraxImage Inc.	79				79
	Jubilant HollisterStier General Partnership	25				25
	Jubilant Generics Limited	50				50
	Jubilant Biosys Limited	398				398
	Jubilant Pharma Holdings Inc.	1				1
	Jubilant Ingrevia Limited		82			82
	Jubilant FoodWorks Limited		13			13
	Jubilant Enpro Private Limited		34			34
	JOGPL Private Limited		1			1
	Jubilant Agri and Consumer Products Limited		13			13
		<b>641</b>	<b>143</b>	-	-	<b>784</b>
<b>3.</b>	<b>Dividend income:</b>					
	Jubilant Pharma Limited	334				334
		<b>334</b>	-	-	-	<b>334</b>



## Notes to the financial statements for the year ended 31 March 2024

FY 2023-24

(₹ in million)

Sr. No.	Particulars	Subsidiaries	Enterprise in which certain key management personnel are interested	Key management personnel	Others	Total
<b>4.</b>	<b>Purchase of goods and services:</b>					
	Jubilant Ingrevia Limited		5			5
		-	<b>5</b>	-	-	<b>5</b>
<b>5.</b>	<b>Recovery of expenses:</b>					
	Jubilant Generics Limited	127				127
	Jubilant Biosys Limited	3				3
	Jubilant Employees Welfare Trust	13				13
	Jubilant FoodWorks Limited		4			4
	Jubilant Ingrevia Limited		28			28
	Jubilant Agri and Consumer Products Limited		1			1
		<b>143</b>	<b>33</b>	-	-	<b>176</b>
<b>6.</b>	<b>Reimbursement of expenses:</b>					
	Jubilant Biosys Limited	110				110
	Jubilant Cadista Pharmaceuticals Inc.	15				15
	Jubilant HollisterStier LLC	4				4
	Jubilant Generics Limited	52				52
	Jubilant Pharma Holdings Inc.	13				13
	Jubilant Pharma Australia Pty Limited	1				1
	Jubilant Ingrevia Limited		97			97
	Jubilant Enpro Private Limited		8			8
	Jubilant FoodWorks Limited		1			1
	Jubilant Life Sciences (Shanghai) Limited		28			28
		<b>195</b>	<b>134</b>	-	-	<b>329</b>
<b>7.</b>	<b>Security deposit received:</b>					
	Jubilant Biosys Limited	10				10
	Jubilant Ingrevia Limited		5			5
		<b>10</b>	<b>5</b>			<b>15</b>
<b>8.</b>	<b>Remuneration *:</b>					
	Short term employment benefits **			234		234
	Other long term employment benefits			10		10
	Post employment benefits			63		63
		-	-	<b>307</b>	-	<b>307</b>
<b>9.</b>	<b>Lease payments:</b>					
	Jubilant Generics Limited	88				88
	Jubilant Ingrevia Limited		28			28
		<b>88</b>	<b>28</b>	-	-	<b>116</b>

Notes to the financial statements for the year ended 31 March 2024

FY 2023-24							(₹ in million)
Sr. No.	Particulars	Subsidiaries	Enterprise in which certain key management personnel are interested	Key management personnel	Others	Total	
<b>10. Donation:</b>							
	Jubilant Bhartia Foundation				29	29	
		-	-	-	<b>29</b>	<b>29</b>	
<b>11. Sale of assets:</b>							
	Jubilant Ingrevia Limited		1			1	
		-	<b>1</b>	-	-	<b>1</b>	
<b>12. Interest expenses on borrowings:</b>							
	Jubilant Biosys Limited	70				70	
	Jubilant Employees Welfare Trust	55				55	
		<b>125</b>	-	-	-	<b>125</b>	
<b>13. Redemption of non-convertible debentures:</b>							
	Jubilant Employees Welfare Trust	250				250	
		<b>250</b>	-	-	-	<b>250</b>	
<b>Amounts outstanding</b>							
<b>14. Borrowings payable:</b>							
	Jubilant Employees Welfare Trust	700				700	
	Jubilant Biosys Limited	790				790	
		<b>1,490</b>	-	-	-	<b>1,490</b>	
<b>15. Interest payable:</b>							
	Jubilant Employees Welfare Trust	10				10	
		<b>10</b>	-	-	-	<b>10</b>	
<b>16. Remuneration payable #:</b>							
	Short term employment benefits			12		12	
		-	-	<b>12</b>	-	<b>12</b>	
<b>17. Trade payables:</b>							
	Jubilant Cadista Pharmaceuticals Inc.	22				22	
	Jubilant Biosys Limited	73				73	
	Jubilant Pharma Holdings Inc.	118				118	
	Jubilant HollisterStier LLC	4				4	
	Jubilant Life Sciences (Shanghai) Limited		19			19	
	Jubilant FoodWorks Limited		1			1	
	Jubilant Ingrevia Limited		4			4	
		<b>217</b>	<b>24</b>	-	-	<b>241</b>	



## Notes to the financial statements for the year ended 31 March 2024

FY 2023-24

(₹ in million)

Sr. No.	Particulars	Subsidiaries	Enterprise in which certain key management personnel are interested	Key management personnel	Others	Total
<b>18.</b>	<b>Advance from customers:</b>					
	Jubilant Pharma Holdings Inc.	96				96
	Jubilant Biosys Limited	50				50
	Jubilant FoodWorks Limited		24			24
		<b>146</b>	<b>24</b>	-	-	<b>170</b>
<b>19.</b>	<b>Trade receivables:</b>					
	Jubilant Cadista Pharmaceuticals Inc.	298				298
	Jubilant HollisterStier LLC	75				75
	Jubilant HollisterStier General Partnership	30				30
	Jubilant Generics Limited	262				262
	Jubilant DraxImage Inc.	24				24
	Jubilant Pharma ME FZ LLC	1				1
	Jubilant Employees Welfare Trust	3				3
	Jubilant Agri and Consumer Products Limited		3			3
	Jubilant Enpro Private Limited		7			7
	Jubilant Ingrevia Limited		48			48
		<b>693</b>	<b>58</b>	-	-	<b>751</b>
<b>20.</b>	<b>Other receivables:</b>					
	Jubilant DraxImage Inc	1				1
	Jubilant Generics Limited	31				31
	Jubilant Agri and Consumer Products Limited		2			2
		<b>32</b>	<b>2</b>	-	-	<b>34</b>
<b>21.</b>	<b>Security deposits received:</b>					
	Jubilant Biosys Limited	10				10
	Jubilant Ingrevia Limited		5			5
		<b>10</b>	<b>5</b>	-	-	<b>15</b>
<b>22.</b>	<b>Security deposits given:</b>					
	Jubilant Enpro Private Limited		1			1
		-	<b>1</b>	-	-	<b>1</b>

Notes to the financial statements for the year ended 31 March 2024

FY 2022-23						(₹ in million)
Sr. No.	Particulars	Subsidiaries	Enterprise in which certain key management personnel are interested	Key management personnel	Others	Total
	<b>Description of transactions</b>					
<b>1.</b>	<b>Sales of goods and services:</b>					
	Jubilant Cadista Pharmaceuticals Inc.	552				552
	Jubilant HollisterStier LLC	189				189
	Jubilant DraxImage Inc.	313				313
	Jubilant HollisterStier General Partnership	26				26
	Jubilant Generics Limited	346				346
	Jubilant Biosys Limited	59				59
	Jubilant Pharma Holdings Inc.	1,428				1,428
	Jubilant Pharma ME FZ-LLC	1				1
	Jubilant Ingrevia Limited		127			127
	Jubilant FoodWorks Limited		104			104
	Jubilant Agri and Consumer Products Limited		26			26
		<b>2,914</b>	<b>257</b>	<b>-</b>	<b>-</b>	<b>3,171</b>
<b>2.</b>	<b>Rental and other income:</b>					
	Jubilant Cadista Pharmaceuticals Inc.	4				4
	Jubilant HollisterStier LLC	7				7
	Jubilant DraxImage Inc.	13				13
	Jubilant HollisterStier General Partnership	4				4
	Jubilant Generics Limited	74				74
	Jubilant Biosys Limited	296				296
	Jubilant Ingrevia Limited		22			22
	Jubilant FoodWorks Limited		2			2
	Jubilant Enpro Private Limited		24			24
	JOGPL Private Limited		1			1
	Jubilant Agri and Consumer Products Limited		6			6
		<b>398</b>	<b>55</b>	<b>-</b>	<b>-</b>	<b>453</b>
<b>3.</b>	<b>Dividend income:</b>					
	Jubilant Pharma Limited	974				974
		<b>974</b>	<b>-</b>	<b>-</b>	<b>-</b>	<b>974</b>
<b>4.</b>	<b>Purchase of goods and services:</b>					
	Jubilant Biosys Limited	1				1
	Jubilant Ingrevia Limited		2			2
		<b>1</b>	<b>2</b>	<b>-</b>	<b>-</b>	<b>3</b>
<b>5.</b>	<b>Recovery of expenses:</b>					
	Jubilant Generics Limited	101				101
	Jubilant Biosys Limited	1				1
	Jubilant Employees Welfare Trust	31				31
	Jubilant Ingrevia Limited		10			10
	Jubilant Agri and Consumer Products Limited		6			6
		<b>133</b>	<b>16</b>	<b>-</b>	<b>-</b>	<b>149</b>



## Notes to the financial statements for the year ended 31 March 2024

FY 2022-23							(₹ in million)
Sr. No.	Particulars	Subsidiaries	Enterprise in which certain key management personnel are interested	Key management personnel	Others	Total	
<b>6.</b>	<b>Reimbursement of expenses:</b>						
	Jubilant Biosys Limited	67				67	
	Jubilant Generics Limited	836				836	
	Jubilant Ingrevia Limited		73			73	
	Jubilant Enpro Private Limited		4			4	
	Jubilant Life Sciences (Shanghai) Limited		25			25	
		<b>903</b>	<b>102</b>	-	-	<b>1,005</b>	
<b>7.</b>	<b>Remuneration *:</b>						
	Short term employment benefits **			238		238	
	Post employment benefits			7		7	
		-	-	<b>245</b>	-	<b>245</b>	
<b>8.</b>	<b>Sale of investment:</b>						
	Jubilant Business Services Limited	5				5	
		<b>5</b>	-	-	-	<b>5</b>	
<b>9.</b>	<b>Lease payments:</b>						
	Jubilant Generics Limited	64				64	
	Jubilant Ingrevia Limited		22			22	
		<b>64</b>	<b>22</b>	-	-	<b>86</b>	
<b>10.</b>	<b>Donation:</b>						
	Jubilant Bhartia Foundation				44	44	
		-	-	-	<b>44</b>	<b>44</b>	
<b>11.</b>	<b>Interest expenses on borrowings:</b>						
	Jubilant Biosys Limited	59				59	
	Jubilant Employees Welfare Trust	63				63	
		<b>122</b>	-	-	-	<b>122</b>	
<b>12.</b>	<b>Loans received back:</b>						
	Jubilant First Trust Healthcare Limited	1				1	
		<b>1</b>	-	-	-	<b>1</b>	
<b>13.</b>	Also refer note 31 for the Scheme of Arrangement						
	<b>Amounts outstanding</b>						
<b>14.</b>	<b>Borrowings payable:</b>						
	Jubilant Employees Welfare Trust	950				950	
	Jubilant Biosys Limited	790				790	
		<b>1,740</b>	-	-	-	<b>1,740</b>	
<b>15.</b>	<b>Interest payable:</b>						
	Jubilant Employees Welfare Trust	13				13	
		<b>13</b>	-	-	-	<b>13</b>	
<b>16.</b>	<b>Remuneration payable #:</b>						
	Short term employment benefits			16		16	
		-	-	<b>16</b>	-	<b>16</b>	

Notes to the financial statements for the year ended 31 March 2024

FY 2022-23						(₹ in million)
Sr. No.	Particulars	Subsidiaries	Enterprise in which certain key management personnel are interested	Key management personnel	Others	Total
<b>17. Trade payables:</b>						
	Jubilant Cadista Pharmaceuticals Inc.	7				7
	Jubilant Generics Limited	115				115
	Jubilant Biosys Limited	39				39
	Jubilant Pharma Holdings Inc.	94				94
	Jubilant Life Sciences (Shanghai) Limited		8			8
	Jubilant Ingrevia Limited		7			7
		<b>255</b>	<b>15</b>	-	-	<b>270</b>
<b>18. Advance from customers:</b>						
	Jubilant Pharma Holdings Inc.	75				75
	Jubilant FoodWorks Limited		6			6
	Jubilant Ingrevia Limited		5			5
		<b>75</b>	<b>11</b>	-	-	<b>86</b>
<b>19. Trade receivables:</b>						
	Jubilant Cadista Pharmaceuticals Inc.	538				538
	Jubilant Pharma Holdings Inc.	13				13
	Jubilant HollisterStier LLC	66				66
	Jubilant HollisterStier General Partnership	10				10
	Jubilant Generics Limited	94				94
	Jubilant DraxImage Inc.	68				68
	Jubilant Biosys Limited	2				2
	Jubilant Pharma ME FZ LLC	1				1
	Jubilant Employees Welfare Trust	4				4
	Jubilant Agri and Consumer Products Limited		3			3
	Jubilant Ingrevia Limited		1			1
		<b>796</b>	<b>4</b>	-	-	<b>800</b>
<b>20. Other receivables:</b>						
	Jubilant DraxImage Inc	1				1
	Jubilant Agri and Consumer Products Limited		6			6
	Jubilant Ingrevia Limited		8			8
		<b>1</b>	<b>14</b>	-	-	<b>15</b>
<b>21. Security deposits given:</b>						
	Jubilant Enpro Private Limited		1			1
		-	<b>1</b>	-	-	<b>1</b>

\* As the liabilities for the gratuity and compensated absences are provided on an actuarial basis, and calculated for the Company as a whole, the said liabilities pertaining specifically to KMP are not known and hence, not included in the above table.

\*\* includes sitting fees, director fees and commission amounting to ₹ 17 million (31 March 2023: ₹ 11 million).

# Commission payable is subject to the approval of shareholders in the annual general meeting.

The Company's material related party transactions are at arm's length.



## Notes to the financial statements for the year ended 31 March 2024

### Note 38. Contingent liabilities to the extent not provided for:

#### Claims against the Company, disputed by the Company, not acknowledged as debt:

(₹ in million)

	As at	
	31 March 2024	31 March 2023
Income Tax	730	686
Customs	25	4
Goods and Service Tax	7	8
Others	13	5

The above excludes claims in respect of business transferred to Jubilant Ingrevia Limited pursuant to the Composite Scheme in an earlier year.

The above includes claims in respect of business acquired from Jubilant Generics Limited pursuant to the Scheme of Arrangement (refer note 31), though the claims may be continuing in the name of Jubilant Generics Limited, however any liability arising in future relating to these disputes will be borne by the Company.

Future cash outflows in respect of the above matters are determinable only on receipt of judgments/decisions pending at various stages/forums.

Additionally, the Company is involved in other disputes, lawsuits, claims, governmental and/ or regulatory inspections, inquiries, investigations and proceedings, including commercial matters that arise from time to time in the ordinary course of business.

The above does not include all other obligations resulting from claims, legal pronouncements having financial impact in respect of which the Company generally performs the assessment based on the external legal opinion and the amount of which cannot be reliably estimated.

The Company believes that none of above matters, either individually or in aggregate, are expected to have any material adverse effect on its financial statements.

### Note 39. Commitments as at year end

#### Capital Commitments:

Estimated amount of contracts remaining to be executed on capital account (net of advances) ₹145 million (31 March 2023: ₹ 461 million) for property, plant and equipment.

### Note 40. Leases

The details of the right-of-use assets held by the Company is as follows:

(₹ in million)

	Depreciation charge for the year ended		Net carrying amount as at	
	31 March 2024	31 March 2023	31 March 2024	31 March 2023
Land	2	3	160	162
Buildings	101	79	314	404
Vehicles	9	4	24	14
<b>Total</b>	<b>112</b>	<b>86</b>	<b>498</b>	<b>580</b>

Additions to the right-of-use assets during the year ended 31 March 2024 were ₹ 30 million (31 March 2023: ₹ 435 million).

#### Amount recognised in Statement of Profit and Loss:

(₹ in million)

	For the year ended 31 March 2024	For the year ended 31 March 2023
Interest on lease liabilities	33	30
Rental expense relating to short-term leases	1	1
	<b>34</b>	<b>31</b>



## Notes to the financial statements for the year ended 31 March 2024

### Amount recognised in Statement of Cash Flows:

	(₹ in million)	
	For the year ended 31 March 2024	For the year ended 31 March 2023
Total cash outflow for leases	128	98
	<b>128</b>	<b>98</b>

**Note 41.** Disclosure pursuant to section 186(4) of the Companies Act, 2013 in respect of unsecured loans to subsidiary companies [refer note 37]:

	(₹ in million)		
	Purpose/Term of loan	As at	
		31 March 2024	31 March 2023
<b>Jubilant First Trust Healthcare Limited (denominated in INR)</b>			
Outstanding as at the beginning of year	General business purpose and interest rate upto 7% p.a.	-	1
Given during the year		-	-
Repaid during the year		-	1
Outstanding as at the end of year		-	-
Maximum balance outstanding		-	1

### Note 42. Corporate Social Responsibility (CSR) expense

	(₹ in million)	
	For the year ended	
	31 March 2024	31 March 2023
Amount required to be spent by the Company during the year	29	44
Amount of expenditure incurred (1)		
a) On construction / acquisition of any asset	-	-
b) On purposes other than (a) above	29	44
Shortfall at the end of the year	-	-
Total of previous years shortfall	-	-
Reason for shortfall	-	-

(1) Included in donation – refer note 28 and 37

The Company's CSR activities primarily focus on Health, Education, Livelihood and Rural Development to improve the quality of the life of the community.

**Note 43.** Government grant receivable ₹ 3 million (31 March 2023: ₹ 3 million) and government grant recognized ₹ 1 million (31 March 2023: ₹ 1 million) in the Statement of Profit and Loss.

**Note 44.** The Company has established a comprehensive system of maintenance of information and documents as required by the transfer pricing legislation under sections 92-92F of the Income-tax Act, 1961. Since the law requires existence of such information and documentation to be contemporaneous in nature, the Company is in the process of updating the documentation for the specified domestic transactions entered into with the specified persons and the international transactions entered into with the associated enterprises during the financial year and expects such records to be in existence before the due date of filing of income tax return. The management is of the opinion that its specified domestic transactions and international transactions are at arm's length so that the aforesaid legislation will not have any impact on the financial statements, particularly on the amount of tax expense and that of provision for taxation.



## Notes to the financial statements for the year ended 31 March 2024

### Note 45. Research and development expenses (excluding finance cost, depreciation and amortisation) comprises as mentioned here under:

(₹ in million)

	For the year ended	
	31 March 2024	31 March 2023
Cost of material consumed	1	2
Employee benefits expense	85	164
Utilities- power	5	9
Other expenses	57	98
	<b>148</b>	<b>273</b>

### Note 46. Employee Stock Option Scheme

The Company has a stock option plan in place namely "Jubilant Pharmova Employees Stock Option Plan 2018" ("Plan 2018").

The Nomination, Remuneration and Compensation Committee ("Committee") of the Board of Directors which comprises a majority of Independent Directors is responsible for administration and supervision of the Stock Option Plan.

Under Plan 2018, up to 3,000,000 Stock Options can be issued to eligible directors (other than promoter directors and independent directors) and other specified categories of employees of the Company / subsidiaries. Exercise price shall not be higher than the market price (i.e. latest available closing price on a recognized stock exchange having highest trading volume on which the equity shares of the Company are listed) of the equity shares at the time of grant and not less than the face value of the equity shares of the Company. As per the Securities and Exchange Board of India (SEBI) guidelines, the market price is taken as the closing price on the day preceding the date of grant of options, on the stock exchange where the trading volume is the highest.

Under Plan 2018, each option, upon vesting, shall entitle the holder to acquire one equity share of ₹ 1 each. Options granted will vest in the manner decided by the Committee and specified in the grant letter, and in any event not earlier than 1 year from the grant date and no later than a period of 5 years from the grant date. Vesting of Options is a function of achievement of performance criteria or any other criteria, as specified by the Committee and communicated in the grant letter

In 2008-09, Jubilant Employees Welfare Trust ("Trust") was constituted for the purpose of acquisition of equity shares of the Company from the secondary market or subscription of shares from the Company, to hold the shares and to allocate/transfer these shares to eligible employees of the Company/subsidiaries from time to time on the terms and conditions specified under Plan 2018.

Up to 31 March 2024, Jubilant Employees Welfare Trust (the "Trust") purchased 933,762 equity shares of the Company from the open market, out of which 3,360 equity shares were transferred to the employees on exercise of Options.

#### The movement in the number of equity shares held by trust:

	As at	
	31 March 2024	31 March 2023
At the commencement of the year	209,457	107,140
Purchased during the year	722,437	104,185
Transferred to the employees on exercise of Options during the year	(1,492)	(1,868)
<b>At the end of the year</b>	<b>930,402</b>	<b>209,457</b>

## Notes to the financial statements for the year ended 31 March 2024

The movement in the stock options under "Plan 2018" during the year is set out below:

	For the year ended			
	31 March 2024		31 March 2023	
	Number of options	Weighted average exercise price (₹)	Number of options	Weighted average exercise price (₹)
Outstanding at the beginning of the year	631,335	29.14	35,734	355.61
Granted during the year	78,997	109.41	604,540	14.19
Forfeited/lapsed during the year	(8,337)	338.53	(7,071)	407.85
Exercised during the year	(1,492)	1.00	(1,868)	1.00
Outstanding at the end of the year	700,503	34.57	631,335	29.14
Exercisable at the end of the year	9,793	546.26	7,574	574.23

The weighted average share price during the year was ₹ 444.23 per share.

### Fair value of options granted:

The weighted average fair value of options granted during the year for Plan 2018 was ₹ 325.50 (31 March 2023: ₹ 359.34) per option. The fair value at grant date is determined using the Black-Scholes-Merton model which takes into account the exercise price, the term of the option, the share price at grant date, expected price volatility of the underlying share, the expected dividend yield and the risk free interest rate for the term of the option. The following tables list the inputs to models used for fair valuation of the options:

(₹ in million)

Plan 2018	31 March 2024	31 March 2023
Expected volatility	37.41% - 45.88%	37.41% - 45.88%
Risk free interest rate	5.36% - 7.70%	5.36% - 7.70%
Exercise price (₹)	1.00 - 714.85	1.00 - 714.85
Expected dividend yield	0.52% - 1.25%	0.52% - 1.25%
Life of options (years)	1.50 - 5.50	1.87 - 5.50

Expected volatility was based on an evaluation of the historical volatility of the share price, particularly over the historical period commensurate with the expected term. The expected term of the instruments has been based on historical experience and general option holder behaviour.

### Share options outstanding at the end of the year:

Options	31 March 2024			31 March 2023		
	Options outstanding	Weighted average remaining contractual life (in years)	Exercise Price (₹)	Options outstanding	Weighted average remaining contractual life (in years)	Exercise Price (₹)
Plan 2018	647,036*	2.44	1.00	595,492*	3.44	1.00
Plan 2018	9,779	2.44	714.85	13,721	3.44	714.85
Plan 2018	22,122	3.47	361.40	22,122	4.47	361.40
Plan 2018	21,566	4.43	398.10	-	-	-

\* including 543,131 Options granted to an eligible employee of a subsidiary.



## Notes to the financial statements for the year ended 31 March 2024

### Note 47. Transactions with companies struck off under section 248 of the Companies Act, 2013 or section 560 of Companies Act, 1956:

Name of struck off company	Nature of transactions with struck off company	Balance outstanding		Relationship with the struck off company, if any
		As at 31 March 2024	As at 31 March 2023	
Rachana Rubbers Private Limited	Advance lease payment (₹ in million)	1	1	-
Nilgiri Investment Co Pvt Ltd	Shares held by struck off company (No. of shares)	800	800	-

**Note 48.** (a) There are no funds which have been advanced or loaned or invested (either from borrowed funds or share premium or any other sources or kind of funds) by the Company to or in any other persons or entities, including foreign entities ("Intermediaries"), with the understanding, whether recorded in writing or otherwise, that the Intermediary shall:

- (i) directly or indirectly lend or invest in other persons or entities identified in any manner whatsoever ("Ultimate Beneficiaries") by or on behalf of the Company; or
- (ii) provide any guarantee, security or the like to or on behalf of the Ultimate Beneficiaries.

(b) There are no funds which have been received by the Company from any persons or entities, including foreign entities ("Funding Parties"), with the understanding, whether recorded in writing or otherwise, that the Company shall:

- (i) directly or indirectly, lend or invest in other persons or entities identified in any manner whatsoever ("Ultimate Beneficiaries") by or on behalf of the Funding Party; or
- (ii) provide any guarantee, security or the like from or on behalf of the Ultimate Beneficiaries.

### Note 49. Audit Trail

The Ministry of Corporate Affairs (MCA) has prescribed a new requirement for companies under the proviso to Rule 3(1) of the Companies (Accounts) Rules, 2014 inserted by the Companies (Accounts) Amendment Rules 2021 requiring companies, which uses accounting software for maintaining its books of account, to use only such accounting software which has a feature of recording audit trail of each and every transaction, creating an edit log of each change made in the books of account along with the date when such changes were made and ensuring that the audit trail cannot be disabled.

The Company uses accounting software for maintaining its books of account which includes a feature for recording an audit trail (edit log) of all relevant transactions throughout the year. However, the audit trail (edit logs) feature for any direct changes at the database level was not enabled in the accounting software for the period from 1 April 2023 to 30 November 2023. The management implemented the audit trail (edit logs) feature at the database level for all accounting software in the current year effective from 1 December 2023.

Notes to the financial statements for the year ended 31 March 2024

**Note 50. Ratios:**

Ratio	Numerator	Denominator	31 March 2024	31 March 2023	% change	Reason for variance
Current ratio	Current assets	Current liabilities	1.71	1.60	7%	
Debt-Equity ratio	Total debt = Non-current borrowings (gross of transaction costs) + current borrowings	Total equity	0.14	0.12	16%	
Debt service coverage ratio	Earnings for debt service = Profit before tax + depreciation and amortisation expense + finance costs	Debt service = Finance costs + scheduled principal repayments (excluding prepayments) during the year for non-current borrowings (including current maturities) and lease liabilities	3.05	5.32	(43%)	Increase in finance costs during the current year
Return on equity ratio	Profit for the year	Average total equity	1.32%	2.06%	(36%)	Lower profit during the current year
Inventory turnover ratio	Revenue from operations	Average inventory	2.78	2.54	9%	
Trade receivable turnover ratio	Revenue from operations	Average trade receivable	4.10	5.08	(19%)	
Trade payable turnover ratio	Net purchases = Gross purchases - purchase return + other expenses net of non cash expenses and donations	Average trade payables	3.27	3.88	(16%)	
Net capital turnover ratio	Revenue from operations	Average working capital = Average (current assets – current liabilities)	3.54	3.30	7%	
Net profit ratio	Profit for the year	Revenue from operations	4.03%	6.16%	(35%)	Lower profit during the current year
Return on capital employed	Earnings before interest and taxes = Profit before tax + finance costs	Average capital employed = Average (total equity + borrowings (gross of transaction costs) + deferred tax liabilities - deferred tax assets)	2.65%	3.71%	(29%)	Lower profit during the current year
Return on investment	Net fair value gain/(loss) on investments + net gain/(loss) on sale of investments + dividend income	Average investments	2.00%	6.03%	(67%)	Lower dividend income during the current year



## Notes to the financial statements for the year ended 31 March 2024

### Note 51. Earnings per share

		For the year ended	
		31 March 2024	31 March 2023
<b>Profit for basic and diluted earnings per share of ₹ 1 each</b>	<b>₹ in million</b>	<b>316</b>	<b>499</b>
Weighted average number of equity shares used in computing earnings per share			
<b>For basic earnings per share</b>	Nos.	<b>159,281,139</b>	<b>159,281,139</b>
For diluted earnings per share:			
No. of shares for basic earnings per share	Nos.	159,281,139	159,281,139
Add: weighted average outstanding options related to employee stock options.	Nos.	-	-
<b>No. of shares for diluted earnings per share</b>	Nos.	<b>159,281,139</b>	<b>159,281,139</b>
Earnings per share (face value of ₹ 1 each)			
Basic	₹	1.99	3.13
Diluted	₹	1.99	3.13

**Note 52.** Previous year figures have been regrouped/ reclassified to conform to the current year's classification.

The accompanying notes form an integral part of the standalone financial statements

As per our report of even date attached

For and on behalf of the Board of Directors of **Jubilant Pharmova Limited**

For **Walker Chandiok & Co LLP**

Chartered Accountants

Firm Registration Number: 001076N/N500013

**Ashish Gupta**

Partner

Membership No.: 504662

**Shyam S. Bhartia**

Chairman

DIN: 00010484

**Priyavrat Bhartia**

Managing Director

DIN: 00020603

**Arvind Chokhany**

Group Chief Financial Officer and

Whole Time Director

DIN : 06668147

**Naresh Kapoor**

Company Secretary

ACS-11782

Place: Noida

Date: 29 May 2024

Place: Noida

Date: 29 May 2024

# Independent Auditor's Report

## To the Members of Jubilant Pharmova Limited

### Report on the Audit of the Consolidated Financial Statements

#### Opinion

1. We have audited the accompanying consolidated financial statements of Jubilant Pharmova Limited ('the Holding Company') and its subsidiaries (the Holding Company and its subsidiaries together referred to as 'the Group') and its associates, as listed in Annexure 1, which comprise the Consolidated Balance Sheet as at 31 March 2024, the Consolidated Statement of Profit and Loss (including Other Comprehensive Income), the Consolidated Cash Flow Statement and the Consolidated Statement of Changes in Equity for the year then ended, and notes to the consolidated financial statements, including a material accounting policy information and other explanatory information.
2. In our opinion and to the best of our information and according to the explanations given to us, the aforesaid consolidated financial statements give the information required by the Companies Act, 2013 ('the Act') in the manner so required and give a true and fair view in conformity with the Indian Accounting Standards ('Ind AS') specified under section 133 of the Act, read with the Companies (Indian Accounting Standards) Rules, 2015, and other accounting principles generally accepted in India of the consolidated state of affairs of the Group and its associates, as at 31 March 2024, and their consolidated profit (including other comprehensive income), consolidated cash flows and the

consolidated changes in equity for the year ended on that date.

#### Basis for Opinion

3. We conducted our audit in accordance with the Standards on Auditing specified under section 143(10) of the Act. Our responsibilities under those standards are further described in the Auditor's Responsibilities for the Audit of the Consolidated Financial Statements section of our report. We are independent of the Group and its associates in accordance with the Code of Ethics issued by the Institute of Chartered Accountants of India ('ICAI') together with the ethical requirements that are relevant to our audit of the consolidated financial statements under the provisions of the Act and the rules thereunder, and we have fulfilled our other ethical responsibilities in accordance with these requirements and the Code of Ethics. We believe that the audit evidence we have obtained is sufficient and appropriate to provide a basis for our opinion.

#### Key Audit Matters

5. We have determined the matters described below to be the key audit matters to be communicated in our report.

Key audit matter	How our audit addressed the key audit matter
<p><b>Impairment assessment of Goodwill and Intangible Assets under development</b></p> <p>Refer Note 2 (g) (ii) and Note 4 to the Consolidated Financial Statements.</p> <p>As at 31 March 2024, the Group has goodwill of ₹ 24,639 million relating to multiple Cash Generating Units ('CGUs'). Further, the Group is carrying product related intangible assets under development aggregating to ₹ 8,508 million. These balances are subject to an annual test of impairment by the management in accordance with Ind AS 36 "Impairment of Assets".</p>	<p>Our audit relating to impairment assessment of goodwill and intangible assets under development included, but was not limited to, the following procedures:</p> <ul style="list-style-type: none"> <li>• Obtained an understanding of the management's process for identification of impairment indicators of intangibles assets under development and process for identification of CGUs and impairment testing of such assets;</li> <li>• Evaluated the design and tested the operating effectiveness of internal controls over such for identification and impairment measurement of aforementioned assets;</li> </ul>



Key audit matter	How our audit addressed the key audit matter
<p>The carrying values of goodwill and intangible assets under development will be recovered through future cash flows and there is a risk that the assets will be impaired if these cash flows do not meet the Group's expectations.</p> <p>In addition to significance of the amounts, management's assessment process is complex as it involves significant judgement in determining the assumptions to be used to estimate the recoverable amounts involved in forecasting cash flows for each of the CGUs, intangible assets under development, principally relating to estimation of revenue, operating margins, short-term and long-term growth rates and the discount rates used.</p> <p>Considering the materiality of amounts involved together with the inherent subjectivity related to principal assumptions, which are dependent on current and future economic factors and trading conditions varying for different economic and geographical territories, assessment of carrying values of goodwill and intangible assets under development is considered to be complex and determined to be a key audit matter in our current period audit.</p>	<ul style="list-style-type: none"> <li>• Evaluated management's identification of CGUs;</li> <li>• Obtained the impairment assessment workings prepared by the management;</li> <li>• Involved auditor's valuation experts to assess the appropriateness of the valuation methodologies used by the management to determine the recoverable values of goodwill and for Intangible Assets under development;</li> <li>• Reconciled the cash flows considered in management workings to approved business plans;</li> <li>• Evaluated and challenged management's assumptions such as implied growth rates during explicit periods, terminal growth rates and discount rates for their appropriateness based on our understanding of the business of the respective CGUs, past results and external factors such as industry trends and forecasts;</li> <li>• Tested the mathematical accuracy of the management computations;</li> <li>• Performed independent sensitivity analysis of aforesaid key assumptions to assess the effect of reasonably possible variations on the estimated recoverable amounts for respective CGUs to evaluate sufficiency of headroom between recoverable values and carrying amounts; and</li> <li>• Evaluated the appropriateness and adequacy of disclosures given in the consolidated financial statements with respect to goodwill and intangible assets under development, including disclosure of significant assumptions, judgements and sensitivity analysis performed, in accordance with applicable accounting standards.</li> </ul>
Key audit matter	How our audit addressed the key audit matter
<p><b>Revenue from operations</b></p> <p>Refer Note 2 (n) and Note 21 forming part of the consolidated financial statements.</p> <p>The Group recognised an amount of ₹ 67,029 million revenue for the year ended 31 March 2024, as disclosed in Note 21 to the consolidated financial statements.</p> <p>The Group has identified following operating segments that comprise of Radiopharma, Contract Development and Manufacturing Organisation, Generics, Contract Research,</p> <p>Development and Manufacturing Organisation and proprietary Novel Drugs.</p>	<p>Our audit relating to revenue recognition included, but was not limited to, the following procedures:</p> <ul style="list-style-type: none"> <li>• Obtained an understanding of the management's systems, process and controls for calculating and recognising revenue and related contract assets and liabilities for each of the revenue streams;</li> <li>• Evaluated the design and tested operating effectiveness of the Group's key internal controls, including general IT controls, key IT application controls implemented by the management, over recognition of revenue;</li> </ul>



Key audit matter	How our audit addressed the key audit matter
<p>The types of customers vary across these segments and are spread across different parts of the world. Revenue from the sale of pharmaceutical products is recognised when control over goods is transferred to a customer. The actual point in time when revenue is recognized varies depending on the specific terms and conditions of the sales contracts entered with customers and accordingly, the timing for revenue recognition in accordance with Ind AS 115 - "Revenue from Contracts with Customers" (Ind AS 115) also varies across such contracts.</p> <p>Revenue is affected based on varying delivery terms and milestones for completion of services, as agreed with the customers, which determine the timing of recognition of such sales.</p> <p>Therefore, revenue recognition, along with the amounts involved, being significant to these financial statements, revenue recognition was considered as a key audit matter for the current year audit.</p>	<ul style="list-style-type: none"> <li>• Performed substantive testing by selecting samples of revenue transactions pertaining to sale of products and services, during the year, and during specific periods before and after the year-end. For samples selected, verified the underlying supporting documents including contracts, agreements, sales invoices and dispatch/shipping documents to ensure that the correct amount of revenue is recorded in the correct period;</li> <li>• Performed substantive analytical procedures such as ratio analysis, top customer analysis, product analysis and geographical sales analysis to identify any unusual trends or patterns;</li> <li>• Obtained the manual sales-related adjustments made to revenue comprising of variable consideration under Ind AS 115 and tested it on samples basis to ensure the appropriateness of revenue recognition during the year; and</li> <li>• Evaluated the appropriateness and adequacy of disclosures made in the Consolidated financial statements with respect to revenue recognized during the year as required by Ind AS 115.</li> </ul>

**Information other than the Consolidated Financial Statements and Auditor’s Report thereon**

6. The Holding Company’s Board of Directors are responsible for the other information. The other information comprises the information included in the Annual Report, but does not include the consolidated financial statements and our auditor’s report thereon. The Annual Report is expected to be made available to us after the date of this auditor’s report.

Our opinion on the consolidated financial statements does not cover the other information and we will not express any form of assurance conclusion thereon.

In connection with our audit of the consolidated financial statements, our responsibility is to read the other information identified above when it becomes available and, in doing so, consider whether the other information is materially inconsistent with the consolidated financial statements or our knowledge obtained in the audit or otherwise appears to be materially misstated.

When we read the Annual Report, if we conclude that there is a material misstatement therein, we are required to communicate the matter to those charged with governance.

**Responsibilities of Management and Those Charged with Governance for the Consolidated Financial Statements**

7. The accompanying consolidated financial statements have been approved by the Holding Company’s Board of Directors. The Holding Company’s Board of Directors are responsible for the matters stated in section 134(5) of the Act with respect to the preparation and presentation of these consolidated financial statements that give a true and fair view of the consolidated financial position, consolidated financial performance including other comprehensive income, consolidated changes in equity and consolidated cash flows

of the Group including its associates in accordance with the Ind AS specified under section 133 of the Act read with the Companies (Indian Accounting Standards) Rules, 2015, and other accounting principles generally accepted in India. The Holding Company’s Board of Directors are also responsible for ensuring accuracy of records including financial information considered necessary for the preparation of consolidated Ind AS financial statements. Further, in terms of the provisions of the Act the respective Board of Directors of the companies included in the Group, and its associate companies covered under the Act are responsible for maintenance of adequate accounting records in accordance with the provisions of the Act for safeguarding the assets of the Group and for preventing and detecting frauds and other irregularities; selection and application of appropriate accounting policies; making judgments and estimates that are reasonable and prudent; and design, implementation and maintenance of adequate internal financial controls, that were operating effectively for ensuring the accuracy and completeness of the accounting records, relevant to the preparation and presentation of the financial statements that give a true and fair view and are free from material misstatement, whether due to fraud or error. These financial statements have been used for the purpose of preparation of the consolidated financial statements by the Board of Directors of the Holding Company, as aforesaid.

8. In preparing the consolidated financial statements, the respective Board of Directors of the companies included in the Group and of its associates are responsible for assessing the ability of the Group and of its associates to continue as a going concern, disclosing, as applicable, matters related to going concern and using the going concern basis of accounting unless the Board of Directors either intend to liquidate the Group or to cease operations, or has no realistic alternative but to do so.



9. Those respective Board of Directors are also responsible for overseeing the financial reporting process of the companies included in the Group and of its associates.

#### **Auditor's Responsibilities for the Audit of the Consolidated Financial Statements**

10. Our objectives are to obtain reasonable assurance about whether the consolidated financial statements as a whole are free from material misstatement, whether due to fraud or error, and to issue an auditor's report that includes our opinion. Reasonable assurance is a high level of assurance but is not a guarantee that an audit conducted in accordance with Standards on Auditing will always detect a material misstatement when it exists. Misstatements can arise from fraud or error and are considered material if, individually or in the aggregate, they could reasonably be expected to influence the economic decisions of users taken on the basis of these consolidated financial statements.

11. As part of an audit in accordance with Standards on Auditing specified under section 143(10) of the Act we exercise professional judgment and maintain professional skepticism throughout the audit. We also:

- Identify and assess the risks of material misstatement of the consolidated financial statements, whether due to fraud or error, design and perform audit procedures responsive to those risks, and obtain audit evidence that is sufficient and appropriate to provide a basis for our opinion. The risk of not detecting a material misstatement resulting from fraud is higher than for one resulting from error, as fraud may involve collusion, forgery, intentional omissions, misrepresentations, or the override of internal control;
- Obtain an understanding of internal control relevant to the audit in order to design audit procedures that are appropriate in the circumstances. Under section 143(3) (i) of the Act we are also responsible for expressing our opinion on whether the Holding Company has adequate internal financial controls with reference to financial statements in place and the operating effectiveness of such controls;
- Evaluate the appropriateness of accounting policies used and the reasonableness of accounting estimates and related disclosures made by management;
- Conclude on the appropriateness of Board of Directors' use of the going concern basis of accounting and, based on the audit evidence obtained, whether a material uncertainty exists related to events or conditions that may cast significant doubt on the ability of the Group and its associates to continue as a going concern. If we conclude that a material uncertainty exists, we are required to draw attention in our auditor's report to the related disclosures in the financial statements or, if such

disclosures are inadequate, to modify our opinion. Our conclusions are based on the audit evidence obtained up to the date of our auditor's report. However, future events or conditions may cause the Group and its associates to cease to continue as a going concern;

- Evaluate the overall presentation, structure and content of the financial statements, including the disclosures, and whether the financial statements represent the underlying transactions and events in a manner that achieves fair presentation; and
  - Obtain sufficient appropriate audit evidence regarding the financial statements of the entities or business activities within the Group and its associates, to express an opinion on the consolidated financial statements. We are responsible for the direction, supervision and performance of the audit of financial statements of such entities included in the financial statements, of which we are the independent auditors.
12. We communicate with those charged with governance regarding, among other matters, the planned scope and timing of the audit and significant audit findings, including any significant deficiencies in internal control that we identify during our audit.
13. We also provide those charged with governance with a statement that we have complied with relevant ethical requirements regarding independence, and to communicate with them all relationships and other matters that may reasonably be thought to bear on our independence, and where applicable, related safeguards.
14. From the matters communicated with those charged with governance, we determine those matters that were of most significance in the audit of the financial statements of the current period and are therefore the key audit matters. We describe these matters in our auditor's report unless law or regulation precludes public disclosure about the matter or when, in extremely rare circumstances, we determine that a matter should not be communicated in our report because the adverse consequences of doing so would reasonably be expected to outweigh the public interest benefits of such communication.

#### **Other Matter**

15. The consolidated financial statements also include the Group's share of net profit (including other comprehensive income) of ₹ 241 million for the year ended 31 March 2024, as considered in the consolidated financial statements, in respect of two associates, whose financial statements have not been audited by us. These financial statements are unaudited and have been furnished to us by the management and our opinion on the consolidated financial statements, in so far as it relates to the amounts and disclosures included in respect of the aforesaid associates, is based solely on such

unaudited financial statements. In our opinion and according to the information and explanations given to us by the management, these financial statements are not material to the Group.

Our opinion above on the consolidated financial statements, and our report on other legal and regulatory requirements below, are not modified in respect of the above matter with respect to our reliance on the financial statements certified by the management.

16. The consolidated financial statements of the Group for the year ended 31 March 2023 were audited by the predecessor auditor, B S R & Co. LLP, Chartered Accountants, who have expressed an unmodified opinion on those consolidated financial statements vide their audit report dated 29 May 2023.

#### Report on Other Legal and Regulatory Requirements

17. As required by section 197(16) of the Act based on our audit, we report that the Holding Company, its subsidiaries and associates incorporated in India whose financial statements have been audited under the Act have paid remuneration to their respective directors during the year in accordance with the provisions of and limits laid down under section 197 read with Schedule V to the Act.
18. As required by clause (xxi) of paragraph 3 of Companies (Auditor's Report) Order, 2020 ('the Order') issued by the Central Government of India in terms of section 143(11) of the Act based on the consideration of the Order reports issued by us of companies included in the consolidated financial statements and covered under the Act, we report that there are no qualifications or adverse remarks reported in the respective Order report of such companies.
19. As required by section 143(3) of the Act, based on our audit, we report, to the extent applicable, that:
- We have sought and obtained all the information and explanations which to the best of our knowledge and belief were necessary for the purpose of our audit of the aforesaid consolidated financial statements;
  - In our opinion, proper books of account as required by law have been kept by the Company so far as it appears from our examination of those books, including the manner prescribed in Rule 3(1) of Companies (Accounts) Rules, 2014, except that the audit trail feature was not enabled at the database level as further stated in paragraph 19(h)(vi) below on reporting under Rule 11(g) of the Companies (Audit and Auditors) Rules, 2014 (as amended).
  - The consolidated financial statements dealt with by this report are in agreement with the relevant books of account maintained for the purpose of preparation of the consolidated financial statements;

- In our opinion, the aforesaid consolidated financial statements comply with Ind AS specified under section 133 of the Act read with the Companies (Indian Accounting Standards) Rules, 2015;
- On the basis of the written representations received from the directors of the Holding Company, and its subsidiaries and taken on record by the Board of Directors of the Holding Company, and its subsidiaries, covered under the Act, none of the directors of the Group companies are disqualified as on 31 March 2024 from being appointed as a director in terms of section 164(2) of the Act;
- With respect to the maintenance of accounts and other matters connected therewith refer to our comments in paragraph 19(b) above on reporting under Section 143(3)(b) of the Act and paragraph 19(h)(vi) below on reporting under rule 11(g) of the of the Companies (Audit and Auditors) Rules, 2014 (as amended).
- With respect to the adequacy of the internal financial controls with reference to financial statements of the Holding Company, and its subsidiaries covered under the Act, and the operating effectiveness of such controls, refer to our separate report in 'Annexure II' wherein we have expressed an unmodified opinion; and
- With respect to the other matters to be included in the Auditor's Report in accordance with rule 11 of the Companies (Audit and Auditors) Rules, 2014 (as amended), in our opinion and to the best of our information and according to the explanations given to us:
  - The consolidated financial statements disclose the impact of pending litigations on the consolidated financial position of the Group as detailed in Note 37 to the consolidated financial statements;
  - The Holding Company, and its subsidiaries did not have any long-term contracts including derivative contracts for which there were any material foreseeable losses as at 31 March 2024;
  - There has been no delay in transferring amounts, required to be transferred, to the Investor Education and Protection Fund by the Holding Company, and its subsidiaries during the year ended 31 March 2024;
  - a. The respective managements of the Holding Company, and its subsidiaries incorporated in India whose financial statements have been audited under the Act have represented to us that, to the best of their knowledge and belief other than disclosed in note 47 (a) to the accompanying consolidated financial statements, no funds have been advanced



- or loaned or invested (either from borrowed funds or securities premium or any other sources or kind of funds) by the Holding Company or its subsidiaries and associates to or in any person(s) or entity(ies), including foreign entities ('the intermediaries'), with the understanding, whether recorded in writing or otherwise, that the intermediary shall, whether, directly or indirectly lend or invest in other persons or entities identified in any manner whatsoever by or on behalf of the Holding Company, or any such subsidiaries and associates ('the Ultimate Beneficiaries') or provide any guarantee, security or the like on behalf the Ultimate Beneficiaries;
- b. The respective managements of the Holding Company, and its subsidiaries incorporated in India whose financial statements have been audited under the Act have represented to us that, to the best of their knowledge and belief, as disclosed in the note 47 (b) to the accompanying consolidated financial statements, no funds have been received by the Holding Company or its subsidiaries and associates from any person(s) or entity(ies), including foreign entities ('the Funding Parties'), with the understanding, whether recorded in writing or otherwise, that the Holding Company, or any such subsidiaries and associates shall, whether directly or indirectly, lend or invest in other persons or entities identified in any manner whatsoever by or on behalf of the Funding Party ('Ultimate Beneficiaries') or provide any guarantee, security or the like on behalf of the Ultimate Beneficiaries; and
- c. Based on such audit procedures performed by us, as considered reasonable and appropriate in the circumstances, nothing has come to our notice that has caused us to believe that the management representations under sub-clauses (a) and (b) above contain any material misstatement.
- v. The final dividend paid by the Holding Company during the year ended 31 March 2024 in respect of such dividend declared for the previous year is in accordance with section 123 of the Act to the extent it applies to payment of dividend.
- As stated in note 34 (b) to the accompanying consolidated financial statements, the Board of Directors of the Holding Company have proposed final dividend for the year ended 31 March 2024 which is subject to the approval of the members at the ensuing Annual General Meeting. The dividend declared is in accordance with section 123 of the Act to the extent it applies to declaration of dividend.
- vi. As stated in note 48 to the consolidated financial statements and based on our examination which included test checks, in respect of financial year commencing on 01 April 2023, the Holding Company and its subsidiaries which are companies incorporated in India and audited under the Act, have used accounting software for maintaining their books of account which have a feature of recording audit trail (edit log) facility and the same have been operated throughout the year for all relevant transactions recorded in the software other than the audit trail feature was not enabled at the database level for accounting software to log any direct data changes for the period 01 April 2023 to 30 November 2023, used for maintenance of all accounting and payroll records by the Holding Company and its aforementioned subsidiaries. Further, during the course of our audit, we did not come across any instance of audit trail feature being tampered with in respect of the accounting software where such feature is enabled.

For **Walker Chandiok & Co LLP**

Chartered Accountants

Firm's Registration No.: 001076N/N500013

**Ashish Gupta**

Partner

Membership No.: 504662

UDIN: 24504662BKGEDP9797

**Place:** Noida

**Date:** 29 May 2024

## Annexure 1 to the Independent Auditor's Report of even date to the members of Jubilant Pharmova Limited on the consolidated financial statements for the year ended 31 March 2024

### List of Subsidiaries and Associates

#### A) Name of Subsidiaries

- 1 Jubilant Pharma Limited
- 2 Jubilant Draximage (USA) Inc.
- 3 Jubilant Draximage Inc.
- 4 Draximage (UK) Limited
- 5 Jubilant Pharma Holdings Inc.
- 6 Jubilant Clinsys Inc.
- 7 Jubilant Cadista Pharmaceuticals Inc.
- 8 Jubilant HollisterStier LLC
- 9 Jubilant Pharma NV
- 10 Jubilant Pharmaceuticals NV
- 11 PSA Supply NV
- 12 Jubilant Biosys Limited
- 13 Jubilant Discovery Services LLC
- 14 Jubilant Clinsys Limited
- 15 Jubilant First Trust Healthcare Limited
- 16 Jubilant Draximage Limited
- 17 Jubilant Innovation (USA) Inc.
- 18 Jubilant HollisterStier Inc.
- 19 Draxis Pharma LLC
- 20 Drug Discovery and Development Solutions Limited
- 21 Trialstat Solutions Inc.
- 22 Jubilant HollisterStier General Partnership
- 23 Jubilant Generics Limited
- 24 Jubilant Pharma Australia Pty Limited

- 25 Jubilant Draximage Radiopharmacies Inc.
- 26 Jubilant Pharma SA Pty Limited
- 27 Jubilant Therapeutics India Limited
- 28 Jubilant Therapeutics Inc.
- 29 Jubilant Business Services Limited
- 30 Jubilant Episcribe LLC
- 31 Jubilant Prodel LLC
- 32 Jubilant Epipad LLC
- 33 Jubilant Epicore LLC
- 34 Jubilant Employee Welfare Trust
- 35 Jubilant Pharma UK Limited
- 36 Jubilant Biosys Innovative Research Services Pte. Limited
- 37 Jubilant Pharma ME FZ-LLC
- 38 1359773 B.C. Unlimited Liability Company

#### B) Name of Associates

- 1 SOFIE Bioscience Inc. (including its following subsidiaries) (share of profit/loss accounted for till 27 January 2024)
  - a) GRD US PET Operations Inc.
  - b) iTheranostics Inc.
  - c) N-Molecular, Inc.
  - d) Sofie Network, Inc.
  - e) SOFIE Co.
- 2 SPV Laboratories Private Limited
- 3 O2 Renewable Energy XVI Private Limited (w.e.f 02 January 2024) (share of profit/loss not required to be considered)



## Annexure II

### Independent Auditor's Report on the internal financial controls with reference to consolidated financial statements of Jubilant Pharmova Limited under Clause (i) of Sub-section 3 of Section 143 of the Companies Act, 2013 ('the Act')

1. In conjunction with our audit of the consolidated financial statements of Jubilant Pharmova Limited ('the Holding Company') and its subsidiaries (the Holding Company and its subsidiaries together referred to as 'the Group'), as at and for the year ended 31 March 2024, we have audited the internal financial controls with reference to consolidated financial statements of the Holding Company and its subsidiary companies, which are companies covered under the Act, as at that date.

### Responsibilities of Management and Those Charged with Governance for Internal Financial Controls

2. The respective Board of Directors of the Holding Company, and its subsidiary companies, which are companies covered under the Act, are responsible for establishing and maintaining internal financial controls based on the internal financial controls with reference to consolidated financial statements criteria established by the Company considering the essential components of internal control stated in the Guidance Note on Audit of Internal Financial Controls over Financial Reporting ('the Guidance Note') issued by the Institute of Chartered Accountants of India ('ICAI'). These responsibilities include the design, implementation and maintenance of adequate internal financial controls that were operating effectively for ensuring the orderly and efficient conduct of the Company's business, including adherence to the Company's policies, the safeguarding of its assets, the prevention and detection of frauds and errors, the accuracy and completeness of the accounting records, and the timely preparation of reliable financial information, as required under the Act.

### Auditor's Responsibility for the Audit of the Internal Financial Controls with Reference to Consolidated Financial Statements

3. Our responsibility is to express an opinion on the internal financial controls with reference to consolidated financial statements of the Holding Company and its subsidiary companies, as aforesaid, based on our audit. We conducted our audit in accordance with the Standards on Auditing issued by the ICAI prescribed under Section 143(10) of the Act, to the extent applicable to an audit of internal financial controls with reference to consolidated financial statements, and the Guidance Note. Those Standards and the Guidance Note require that we comply with ethical requirements and plan and perform the audit to obtain reasonable assurance about whether adequate internal financial controls with reference to consolidated financial statements were established and maintained and if such controls operated effectively in all material respects.
4. Our audit involves performing procedures to obtain audit evidence about the adequacy of the internal financial controls with reference to consolidated financial statements and their operating effectiveness. Our audit of internal financial controls with reference to consolidated financial statements includes obtaining an understanding of such internal financial controls, assessing the risk that a material weakness exists, and testing and evaluating the design and operating effectiveness of internal control based on the assessed risk. The procedures selected depend on the auditor's judgement, including the assessment

of the risks of material misstatement of the consolidated financial statements, whether due to fraud or error.

5. We believe that the audit evidence we have obtained is sufficient and appropriate to provide a basis for our audit opinion on the internal financial controls with reference to consolidated financial statements of the Holding Company and its subsidiary companies as aforesaid.

### Meaning of Internal Financial Controls with Reference to Consolidated Financial Statements

6. A Company's internal financial controls with reference to consolidated financial statements is a process designed to provide reasonable assurance regarding the reliability of financial reporting and the preparation of consolidated financial statements for external purposes in accordance with generally accepted accounting principles. A Company's internal financial controls with reference to consolidated financial statements include those policies and procedures that (1) pertain to the maintenance of records that, in reasonable detail, accurately and fairly reflect the transactions and dispositions of the assets of the company; (2) provide reasonable assurance that transactions are recorded as necessary to permit preparation of consolidated financial statements in accordance with generally accepted accounting principles, and that receipts and expenditures of the company are being made only in accordance with authorisations of management and directors of the company; and (3) provide reasonable assurance regarding prevention or timely detection of unauthorised acquisition, use, or disposition of the company's assets that could have a material effect on the consolidated financial statements.

### Inherent Limitations of Internal Financial Controls with Reference to Consolidated Financial Statements

7. Because of the inherent limitations of internal financial controls with reference to consolidated financial statements, including the possibility of collusion or improper management override of controls, material misstatements due to error or fraud may occur and not be detected. Also, projections of any evaluation of the internal financial controls with reference to consolidated financial statements to future periods are subject to the risk that the internal financial controls with reference to consolidated financial statements may become inadequate because of changes in conditions, or that the degree of compliance with the policies or procedures may deteriorate.

### Opinion

8. In our opinion, the Holding Company and its subsidiary companies, which are companies covered under the Act, have in all material respects, adequate internal financial controls with reference to consolidated financial statements and such controls were operating effectively as at 31 March 2024, based on internal control over financial reporting criteria established by the Holding Company considering the essential components of internal control stated in the Guidance note issued by the ICAI.

For **Walker Chandio & Co LLP**

Chartered Accountants

Firm's Registration No.: 001076N/N500013

**Ashish Gupta**

Partner

Membership No.: 504662

UDIN: 24504662BKGEDP9797

Place: Noida

Date: 29 May 2024

## Consolidated Balance Sheet

as at 31 March 2024

(₹ in million)

	Notes	As at	
		31 March 2024	31 March 2023
<b>ASSETS</b>			
<b>Non-current assets</b>			
Property, plant and equipment	3	21,578	22,975
Capital work-in-progress	3	12,523	7,733
Goodwill	4	24,639	24,286
Other intangible assets	4	1,925	1,628
Intangible assets under development	4	8,508	7,882
Rights-of-use assets	39	2,770	2,944
Investment in associates	5(a)	78	2,236
Financial assets			
i. Investments	5(b)	344	328
ii. Loans	6	3	4
iii. Other financial assets	7	198	184
Deferred tax assets (net)	8	2,327	2,275
Income tax assets (net)		211	478
Other non-current assets	9	1,620	990
<b>Total non-current assets</b>		<b>76,724</b>	<b>73,943</b>
<b>Current assets</b>			
Inventories	10	12,896	13,805
Financial assets			
i. Trade receivables	11	9,159	9,612
ii. Cash and cash equivalents	12(a)	9,564	10,139
iii. Other bank balances	12(b)	4	4
iv. Loans	6	8	11
v. Other financial assets	7	2,474	1,291
Income tax assets (net)		167	116
Other current assets	13	2,050	2,646
		<b>36,322</b>	<b>37,624</b>
Assets classified as held for sale	5(a)	2,439	-
<b>Total current assets</b>		<b>38,761</b>	<b>37,624</b>
<b>Total assets</b>		<b>115,485</b>	<b>111,567</b>



## Consolidated Balance Sheet

as at 31 March 2024 (Continued)

(₹ in million)

	Notes	As at	
		31 March 2024	31 March 2023
<b>EQUITY AND LIABILITIES</b>			
<b>Equity</b>			
Equity share capital	14	158	159
Other equity		54,181	53,834
<b>Equity attributable to owners of the Company</b>		<b>54,339</b>	<b>53,993</b>
Non-controlling interest		(128)	(75)
<b>Total equity</b>		<b>54,211</b>	<b>53,918</b>
<b>Liabilities</b>			
<b>Non-current liabilities</b>			
Financial liabilities			
i. Borrowings	16(A)	31,671	31,104
ii. Lease liabilities		1,978	2,133
iii. Other financial liabilities	19	188	19
Provisions	17	1,001	922
Deferred tax liabilities (net)	8	2,108	3,062
Other non-current liabilities	20	5,438	2,685
<b>Total non-current liabilities</b>		<b>42,384</b>	<b>39,925</b>
<b>Current liabilities</b>			
Financial liabilities			
i. Borrowings	16(B)	2,470	2,997
ii. Lease liabilities		521	534
iii. Trade payables	18		
Total outstanding dues of micro enterprises and small enterprises		138	176
Total outstanding dues of creditors other than micro enterprises and small enterprises		8,425	8,037
iv. Other financial liabilities	19	4,670	3,355
Other current liabilities	20	1,632	1,218
Provisions	17	664	783
Current tax liabilities (net)		370	624
<b>Total current liabilities</b>		<b>18,890</b>	<b>17,724</b>
<b>Total liabilities</b>		<b>61,274</b>	<b>57,649</b>
<b>Total equity and liabilities</b>		<b>115,485</b>	<b>111,567</b>

The accompanying notes form an integral part of the consolidated financial statements

As per our report of even date attached

For and on behalf of the Board of Directors of **Jubilant Pharmova Limited**

For **Walker Chandio & Co LLP**

Chartered Accountants

Firm Registration Number: 001076N/N500013

**Ashish Gupta**

Partner

Membership No.: 504662

**Shyam S. Bhartia**

Chairman

DIN: 00010484

**Priyavrat Bhartia**

Managing Director

DIN: 00020603

**Arvind Chokhany**

Group Chief Financial Officer and

Whole Time Director

DIN : 06668147

**Naresh Kapoor**

Company Secretary

ACS-11782

Place: Noida

Date: 29 May 2024

Place: Noida

Date: 29 May 2024



## Consolidated Statement of Profit and Loss

for the year ended 31 March 2024

(₹ in million)

	Notes	For the year ended	
		31 March 2024	31 March 2023
Revenue from operations	21	67,029	62,817
Other income	22	687	383
<b>Total income</b>		<b>67,716</b>	<b>63,200</b>
<b>Expenses</b>			
Cost of materials consumed	23	18,213	16,664
Purchases of stock-in-trade		2,412	2,522
Changes in inventories of finished goods, stock-in-trade and work-in-progress	24	782	(407)
Employee benefits expense	25	22,160	21,660
Finance costs	26	2,723	1,882
Depreciation, amortisation and impairment expense	27	3,819	5,540
Other expenses	28	14,454	14,616
<b>Total expenses</b>		<b>64,563</b>	<b>62,477</b>
<b>Profit before share of profit of associates and exceptional items</b>		<b>3,153</b>	<b>723</b>
Share of profit of associates	5(a)	241	123
<b>Profit before exceptional items and tax</b>		<b>3,394</b>	<b>846</b>
Exceptional items	44	1,689	568
<b>Profit before tax</b>		<b>1,705</b>	<b>278</b>
Tax expense	29		
- Current tax		2,026	1,811
- Deferred tax credit		(1,048)	(884)
<b>Total tax expense</b>		<b>978</b>	<b>927</b>
<b>Profit/(loss) for the year</b>		<b>727</b>	<b>(649)</b>
<b>Other comprehensive income/(loss)</b>			
<i>Items that will not be reclassified to profit or loss</i>			
Changes in fair value of equity investments which are classified at fair value through other comprehensive income (OCI)		67	(118)
Remeasurement of defined benefit obligations		(9)	(27)
Income tax relating to items that will not be reclassified to profit or loss	29	(11)	9
		<b>47</b>	<b>(136)</b>
<i>Items that will be reclassified to profit or loss</i>			
Exchange differences on translation of foreign operations		497	2,341
Income tax relating to items that will be reclassified to profit or loss	29	-	-
		<b>497</b>	<b>2,341</b>
<b>Other comprehensive income for the year, net of tax</b>		<b>544</b>	<b>2,205</b>
<b>Total comprehensive income for the year</b>		<b>1,271</b>	<b>1,556</b>



## Consolidated Statement of Profit and Loss

for the year ended 31 March 2024 (Continued)

(₹ in million)

	Notes	For the year ended	
		31 March 2024	31 March 2023
<b>Profit/(loss) attributable to:</b>			
Owners of the Company		771	(610)
Non-controlling interests		(44)	(39)
		<b>727</b>	<b>(649)</b>
<b>Other comprehensive income/(loss) attributable to:</b>			
Owners of the Company		546	2,208
Non-controlling interests		(2)	(3)
		<b>544</b>	<b>2,205</b>
<b>Total comprehensive income/(loss) attributable to:</b>			
Owners of the Company		1,317	1,598
Non-controlling interests		(46)	(42)
		<b>1,271</b>	<b>1,556</b>
<b>Earnings per equity share of ₹1 each</b>	50		
Basic (₹)		4.87	(3.83)
Diluted (₹)		4.86	(3.83)

The accompanying notes form an integral part of the consolidated financial statements

As per our report of even date attached

For and on behalf of the Board of Directors of **Jubilant Pharmova Limited**

For **Walker Chandiok & Co LLP**

Chartered Accountants

Firm Registration Number: 001076N/N500013

**Ashish Gupta**

Partner

Membership No.: 504662

**Shyam S. Bhartia**

Chairman

DIN: 00010484

**Priyavrat Bhartia**

Managing Director

DIN: 00020603

**Arvind Chokhany**

Group Chief Financial Officer and

Whole Time Director

DIN : 06668147

**Naresh Kapoor**

Company Secretary

ACS-11782

Place: Noida

Date: 29 May 2024

Place: Noida

Date: 29 May 2024

## Consolidated Statement of Changes in Equity

for the year ended 31 March 2024

	(₹ in million)
<b>A. Equity share capital</b>	
<b>Balance as at 1 April 2022</b>	<b>159</b>
Treasury shares purchased by ESOP Trust during the year (refer note 46)	-
Shares transferred by ESOP Trust to employees on exercise of stock options (refer note 46)	-
<b>Balance as at 31 March 2023</b>	<b>159</b>
Treasury shares purchased by ESOP Trust during the year (refer note 46)	(1)
Shares transferred by ESOP Trust to employees on exercise of stock options (refer note 46)	-
<b>Balance as at 31 March 2024</b>	<b>158</b>

## B. Other equity

	Attributable to owners of the Company							Attributable to Non-controlling interest	Total		
	Reserves and surplus (1)				Items of Other Comprehensive Income (1)						
	Capital reserve	Capital redemption reserve	Amalgamation reserve	Legal reserve	Share based payment reserve (refer note 46)	Retained earnings	Comprehensive Equity instruments through OCI			Foreign currency translation reserve	Total attributable to owners of the Company
<b>Balance as at 1 April 2022</b>	61	398	(48)	10	37	46,850	272	5,446	53,026	(22)	53,004
Profit/(loss) for the year	-	-	-	-	-	(610)	-	-	(610)	(39)	(649)
Other comprehensive income/(loss)	-	-	-	-	-	(18)	(118)	2,344	2,208	(3)	2,205
<b>Total comprehensive income/(loss) for the year</b>	-	-	-	-	-	(628)	(118)	2,344	1,598	(42)	1,556
Shares based payments (refer note 46)	-	-	-	-	35	-	-	-	35	-	35
Stock options/awards vested (refer note 46)	-	-	-	-	(7)	15	-	3	11	(11)	-
Stock options/awards forfeited/lapsed/cancelled (refer note 46)	-	-	-	-	(2)	1	-	-	(1)	-	(1)
Exercise of stock options (refer note 46)	-	-	-	-	(1)	1	-	-	-	-	-
Dividend	-	-	-	-	-	(796)	-	-	(796)	-	(796)
Adjustment on account of consolidation of ESOP Trust (refer note 46)	(40)	-	-	-	-	1	-	-	(39)	-	(39)
Transfer of cumulative gain of equity investments classified at FVOCI	-	-	-	-	-	(76)	76	-	-	-	-
<b>Balance as at 31 March 2023</b>	<b>21</b>	<b>398</b>	<b>(48)</b>	<b>10</b>	<b>62</b>	<b>45,368</b>	<b>230</b>	<b>7,793</b>	<b>53,834</b>	<b>(75)</b>	<b>53,759</b>
Profit/(loss) for the year	-	-	-	-	-	771	-	-	771	(44)	727
Other comprehensive income/(loss)	-	-	-	-	-	(6)	53	499	546	(2)	544
<b>Total comprehensive income/(loss) for the year</b>	-	-	-	-	-	765	53	499	1,317	(46)	1,271
Shares based payments (refer note 46)	-	-	-	-	88	-	-	-	88	-	88
Stock options/awards vested (refer note 46)	-	-	-	-	(2)	10	-	(1)	7	(7)	-
Stock options/awards forfeited/lapsed/cancelled (refer note 46)	-	-	-	-	(2)	1	-	-	(1)	-	(1)
Exercise of stock options (refer note 46)	-	-	-	-	(1)	1	-	-	-	-	-
Dividend	-	-	-	-	-	(796)	-	-	(796)	-	(796)
Adjustment on account of consolidation of ESOP Trust (refer note 46)	(273)	-	-	-	-	5	-	-	(268)	-	(268)
Transfer of cumulative gain of equity investments classified at FVOCI	-	-	-	-	-	43	(43)	-	-	-	-
<b>Balance as at 31 March 2024</b>	<b>(252)</b>	<b>398</b>	<b>(48)</b>	<b>10</b>	<b>145</b>	<b>45,397</b>	<b>240</b>	<b>8,291</b>	<b>54,181</b>	<b>(128)</b>	<b>54,053</b>



## Consolidated Statement of Changes in Equity

for the year ended 31 March 2024 (Continued)

### Notes:

(1) Refer note 15 for nature and purpose of other equity.

The accompanying notes form an integral part of the consolidated financial statements

As per our report of even date attached

For **Walker Chandiok & Co LLP**

Chartered Accountants

Firm Registration Number: 001076N/N500013

**Ashish Gupta**

Partner

Membership No.: 504662

**Shyam S. Bhartia**

Chairman

DIN: 00010484

**Priyavrat Bhartia**

Managing Director

DIN: 00020603

**Arvind Chokhany**

Group Chief Financial Officer and

Whole Time Director

DIN : 06668147

**Naresh Kapoor**

Company Secretary

ACS-11782

Place: Noida

Date: 29 May 2024

For and on behalf of the Board of Directors of **Jubilant Pharmova Limited**

## Consolidated Statement of Cash Flows

for the year ended 31 March 2024

(₹ in million)

	For the year ended	
	31 March 2024	31 March 2023
<b>A. Cash flow from operating activities</b>		
<b>Profit before tax</b>	<b>1,705</b>	<b>278</b>
Adjustments:		
Depreciation, amortisation and impairment expense	3,819	5,540
(Gain)/loss on disposal of property, plant and equipment (net)	(2)	27
Finance costs	2,723	1,882
Exceptional items	1,689	568
Share-based payment expense	85	37
Unrealised foreign exchange loss/(gain)	14	(54)
Interest income	(261)	(98)
(Gain)/loss on investments at fair value through profit or loss	(2)	50
Income from associates	(511)	(123)
	<b>7,554</b>	<b>7,829</b>
<b>Operating cash flow before working capital changes</b>	<b>9,259</b>	<b>8,107</b>
Decrease in trade receivables	494	386
Decrease in loans, other financial assets and other assets	568	1,441
Decrease/(increase) in inventories	908	(647)
Increase in trade payables	232	2,105
Increase/(decrease) in other financial liabilities, other liabilities and provisions	329	(2,742)
<b>Cash generated from operations</b>	<b>11,790</b>	<b>8,650</b>
Income tax paid (net of refund)	(2,077)	(2,043)
<b>Net cash generated from operating activities</b>	<b>9,713</b>	<b>6,607</b>
<b>B. Cash flow from investing activities</b>		
Purchase of property, plant and equipment and other intangible assets (including capital work-in-progress and intangible assets under development)	(8,977)	(8,145)
Proceeds from sale of property, plant and equipment	97	186
Receipt of asset-related government grant	2,299	2,445
Purchase of investments	(78)	(126)
Proceeds from sale of investments	57	9
Movement in other bank balances	(2)	(1)
Interest received	257	100
Distribution received from associate (refer note 5(a))	268	88
<b>Net cash used in investing activities</b>	<b>(6,079)</b>	<b>(5,444)</b>
<b>C. Cash flow from financing activities #</b>		
Acquisition of shares by Jubilant Employees Welfare Trust	(274)	(40)
Proceeds from long term borrowings	1,172	28,104
Repayments of long term borrowings	(759)	(27,730)
Payment of lease liabilities	(612)	(701)
(Repayments of)/proceeds from short term borrowings (net)	(617)	1,943
Dividend paid	(798)	(801)
Finance costs paid	(2,437)	(2,342)
<b>Net cash used in financing activities</b>	<b>(4,325)</b>	<b>(1,567)</b>



## Consolidated Statement of Cash Flows

for the year ended 31 March 2024 (Continued)

(₹ in million)

	For the year ended	
	31 March 2024	31 March 2023
<b>D. Effect of exchange rate changes</b>	116	705
<b>Net (decrease)/increase in cash and cash equivalents (A+B+C+D)</b>	<b>(575)</b>	<b>301</b>
Add: cash and cash equivalents at the beginning of year	10,139	9,838
<b>Cash and cash equivalents at the end of the year (Refer note 12(a))</b>	<b>9,564</b>	<b>10,139</b>

# Refer note 16.4 for movement of liabilities arising from financing activities.

### Notes:

- Consolidated Statement of Cash Flows has been prepared under the indirect method as set out in the Ind AS 7 "Statement of Cash Flows".

The accompanying notes form an integral part of the consolidated financial statements

As per our report of even date attached

For and on behalf of the Board of Directors of **Jubilant Pharmova Limited**

For **Walker Chandiok & Co LLP**

Chartered Accountants

Firm Registration Number: 001076N/N500013

**Ashish Gupta**

Partner

Membership No.: 504662

**Shyam S. Bhartia**

Chairman

DIN: 00010484

**Priyavrat Bhartia**

Managing Director

DIN: 00020603

**Arvind Chokhany**

Group Chief Financial Officer and

Whole Time Director

DIN : 06668147

**Naresh Kapoor**

Company Secretary

ACS-11782

Place: Noida

Date: 29 May 2024

Place: Noida

Date: 29 May 2024

## Notes to the consolidated financial statements for the year ended 31 March 2024

**Note 1. Corporate information**

Jubilant Pharmova Limited ("the Company" or the "Parent Company") is a public limited company domiciled in India and incorporated under the provisions of Companies Act, 1956. Its shares are listed on BSE Limited and National Stock Exchange of India Limited. The registered office of the Company is situated at Bhartiagram, Gajraula, District Amroha, Uttar Pradesh – 244223.

The consolidated financial statements of the Company comprise the financial statements of Company and its subsidiaries (including partnerships) (together referred to as "the Group"). The Company along with its subsidiaries is an integrated global pharmaceutical company engaged in radiopharma, allergy immunotherapy, contract development and manufacturing of sterile injectable, generics, contract research development and manufacturing and proprietary novel drugs businesses. With a network of 46 radiopharmacies in the USA, the radiopharma business is engaged in manufacturing and supply of radiopharmaceutical products and services. Allergy immunotherapy, contract development and manufacturing of sterile injectables and non-sterile products and generics businesses cater to major regulated markets (USA, EU and other geographies) through multiple manufacturing facilities. Contract research development and manufacturing business provides collaborative research and partnership for drug discovery through 2 research centers in India. The Company is also engaged in the manufacturing of active pharmaceutical products through a USFDA approved facility in Nanjangud, Karnataka. Proprietary novel drugs is an innovative biopharmaceutical business developing breakthrough therapies in the area of oncology and auto-immune disorders. The Company is well recognized as a 'Partner of Choice' by leading pharmaceuticals companies globally.

**Note 2. Material accounting policies**

This note provides a list of the material accounting policies adopted in the preparation of these financial statements. The accounting policies adopted are consistent with those of the previous financial year.

**(a) Basis of preparation***(i) Statement of compliance*

The Consolidated Financial Statements ("financial statements") have been prepared in accordance with Indian Accounting Standards (Ind AS) as per the Companies (Indian Accounting Standards) Rules, 2015 notified under Section 133 of Companies Act, 2013 ("the Act") relevant provisions of the Act and other accounting principles generally accepted in India.

All the amounts included in the financial statements are reported in millions of Indian Rupees ('Rupees' or '₹') and are rounded to the nearest million, except per share data and unless stated otherwise.

The financial statements have been authorised for issue by the Company's Board of Directors on 29 May 2024.

*(ii) Historical cost convention*

The consolidated financial statements have been prepared under historical cost convention on accrual basis, unless otherwise stated.

**(b) Principles of consolidation**

The consolidated financial statements comprise the financial statements of the Company, and the entities controlled by the Company including its subsidiaries.

Subsidiaries are entities controlled by the Group. Control is achieved when the Group is exposed, or has rights, to variable returns from its involvement with the investee and has the ability to affect those returns through its power over the investee. Specifically, the Group controls an investee if and only if the Group has:

- (i) Power over the investee (i.e. existing rights that give it the current ability to direct the relevant activities of the investee)
- (ii) Exposure, or rights, to variable returns from its involvement with the investee, and
- (iii) The ability to use its power over the investee to affect its returns.

Generally, there is a presumption that a majority of voting rights result in control. To support this presumption and when the Group has less than a majority of the voting or similar rights of an investee, the Group considers all relevant facts and circumstances in assessing whether it has power over an investee, including:

- (i) The contractual arrangement with the other vote holders of the investee.
- (ii) Rights arising from other contractual arrangements
- (iii) The Group's voting rights and potential voting rights
- (iv) The size of the Group's holding of voting rights relative to the size and dispersion of the holdings of the other voting rights holders.

The Group re-assesses whether or not it controls an investee if facts and circumstances indicate that there are changes to one or more of the three elements of control. Consolidation of an entity begins when the Group obtains control over that entity and ceases when the Group loses control over the entity. Assets, liabilities, income and expenses of an entity acquired or disposed of during the year are included in the consolidated financial statements from the date the Group gains control until the date the Group ceases to control the entity.



## Notes to the consolidated financial statements for the year ended 31 March 2024

Consolidated financial statements are prepared using uniform accounting policies for like transactions and other events in similar circumstances. If a member of the Group uses accounting policies other than those adopted in the consolidated financial statements for like transactions and events in similar circumstances, appropriate adjustments are made to that Group member's financial statements in preparing the consolidated financial statements to ensure conformity with the Group's accounting policies.

The financial statements of all entities used for the purpose of consolidation are drawn up to same reporting date as that of the parent company. When the end of the reporting period of the parent is different from that of a member of the Group, the member prepares, for consolidation purposes, additional financial information as of the same date as the financial statements of the parent to enable the parent to consolidate the financial information of the subsidiary, unless it is impracticable to do so.

### The details of the consolidated entities are as follows:

Sr. No.	Name	Country of Incorporation	Name of Immediate Parent	Percentage of ownership interest held by the Group
1	Jubilant Pharma Limited	Singapore	Jubilant Pharmova Limited	100%
2	Jubilant Draximage (USA) Inc. (1)	USA	Jubilant Pharma Holdings Inc.	100%
3	Jubilant DraxImage Inc. (1)	Canada	Jubilant Pharma Limited	100%
4	Draximage (UK) Limited (1)	UK	Jubilant DraxImage Inc.	100%
5	Jubilant Pharma Holdings Inc. (5)	USA	Jubilant Pharma Limited	84.71%
			Jubilant Generics Limited	15.29%
6	Jubilant Clinsys Inc. (4)	USA	Jubilant Pharma Holdings Inc.	100%
7	Jubilant Cadista Pharmaceuticals Inc. (4)	USA	Jubilant Pharma Holdings Inc.	100%
8	Jubilant HollisterStier LLC (2) (3)	USA	Jubilant Pharma Holdings Inc.	100%
9	Jubilant Pharma NV (4)	Belgium	Jubilant Generics Limited	77.65%
			Jubilant Pharma Limited	22.35%
10	Jubilant Pharmaceuticals NV (4)	Belgium	Jubilant Pharma NV	99.81%
			Jubilant Pharma Limited	0.19%
11	PSI Supply NV (4)	Belgium	Jubilant Pharma NV	99.50%
			Jubilant Pharma Limited	0.50%
12	Jubilant Biosys Limited (5)	India	Jubilant Pharmova Limited	99.90%
			Jubilant Business Services Limited	0.10%
13	Jubilant Discovery Services LLC (5)	USA	Jubilant Innovation (USA) Inc.	100%
14	Jubilant Clinsys Limited (5)	India	Jubilant Biosys Limited	100%
15	Jubilant First Trust Healthcare Limited	India	Jubilant Pharmova Limited	100%
16	Jubilant Draximage Limited (1)	India	Jubilant Pharma Limited	100%
17	Jubilant Innovation (USA) Inc. (5)	USA	Drug Discovery and Development Solutions Limited	100%
18	Jubilant HollisterStier Inc.	USA	Jubilant Pharma Holdings Inc.	100%
19	Draxis Pharma LLC (1)	USA	Jubilant HollisterStier Inc.	100%
20	Drug Discovery and Development Solutions Limited	Singapore	Jubilant Pharmova Limited	100%
21	TrialStat Solutions Inc. (5)	Canada	Jubilant Biosys Innovative Research Services Pte. Limited	100%
22	Jubilant HollisterStier General Partnership # (3)	Canada	Jubilant HollisterStier Inc.	99.996%
			Draxis Pharma LLC	0.002%
			1359773 B.C. Unlimited Liability Company	0.002%



Notes to the consolidated financial statements for the year ended 31 March 2024

Sr. No.	Name	Country of Incorporation	Name of Immediate Parent	Percentage of ownership interest held by the Group
23	Jubilant Generics Limited (4)	India	Jubilant Pharma Limited	100%
24	Jubilant Pharma Australia Pty Limited (4)	Australia	Jubilant Pharma Limited	100%
25	Jubilant Draximage Radiopharmacies Inc.	USA	Jubilant Pharma Holdings Inc.	100%
26	Jubilant Pharma SA (Pty) Limited (4)	South Africa	Jubilant Pharma Limited	100%
27	Jubilant Therapeutics India Limited (6)	India	Jubilant Pharmova Limited	100%
28	Jubilant Therapeutics Inc. (6)	USA	Jubilant Therapeutics India Limited	96.37%
29	Jubilant Business Services Limited	India	Jubilant Pharmova Limited	100%
30	Jubilant Episcrite LLC (6)	USA	Jubilant Therapeutics Inc.	96.37%
31	Jubilant Epicore LLC (6)	USA	Jubilant Therapeutics Inc.	96.37%
32	Jubilant Prodel LLC (6)	USA	Jubilant Therapeutics Inc.	96.37%
33	Jubilant Epipad LLC (6)	USA	Jubilant Therapeutics Inc.	96.37%
34	Jubilant Pharma UK Limited (4)	UK	Jubilant Pharma Limited	100%
35	Jubilant Pharma ME FZ-LLC (4)	UAE	Jubilant Pharma Limited	100%
36	Jubilant Biosys Innovative Research Services Pte. Limited (5)	Singapore	Jubilant Biosys Limited	100%
37	1359773 B.C. Unlimited Liability Company (Incorporated on 26 April 2022)	Canada	Jubilant HollisterStier Inc.	100%
38	Jubilant Employees Welfare Trust	India	-	-

# Partnership firm, in which subsidiaries of the Parent Company are partners.

- (1) Represents entities engaged in Radiopharma business.
- (2) Represents entities engaged in Allergy Immunotherapy business.
- (3) Represents entities engaged in Contract Development and Manufacturing of sterile injectables and non-sterile products.
- (4) Represents entities engaged in Generics business.
- (5) Represents entities engaged in Contract Research, Development and Manufacturing.
- (6) Represents entities engaged in Proprietary Novel Drugs business.

The associates and subsidiaries of an associate are as follows:

Sr. No.	Name	Country of Incorporation	Name of Immediate Parent/Investor	Percentage of ownership interest held by the Group	Date of acquisition by the Group
<b>Associates</b>					
1	Sofie Biosciences, Inc.	USA	Jubilant Pharma Limited	25.81%	4 November 2020
2	SPV Laboratories Pvt. Ltd.	India	Jubilant Pharmova Limited	25.21%	1 April 2022
3	O2 Renewable Energy XVI Private Limited	India	Jubilant Pharmova Limited	19.88 %	2 January 2024
			Jubilant Biosys Limited	1.79 %	
<b>Subsidiaries of Sofie Biosciences, Inc.</b>					
4	Sofie Network, Inc.	USA	Sofie Biosciences, Inc.	25.81%	4 November 2020
5	N-Molecular, Inc.	USA	Sofie Network, Inc.	25.81%	4 November 2020
6	GRD US PET Operations, Inc.	USA	Sofie Network, Inc.	25.81%	4 November 2020
7	SOFIE Co.	USA	GRD US PET Operations, Inc.	25.81%	4 November 2020
8	iTheranostics Inc.	USA	Sofie Biosciences, Inc.	18.07%	4 November 2020



## Notes to the consolidated financial statements for the year ended 31 March 2024

### (c) Consolidation procedure

- a) Combine like items of assets, liabilities, equity, income, expenses and cash flows of the parent with those of its subsidiaries. For this purpose, income and expenses of the subsidiary are based on the amounts of the assets and liabilities recognised in the consolidated financial statements at the acquisition date.
- b) Offset (eliminate) the carrying amount of the parent's investment in each subsidiary and the parent's portion of equity of each subsidiary. Business combinations policy explains how to account for any related goodwill (refer note 2(f)).
- c) Eliminate in full, intragroup assets and liabilities, equity, income, expenses and cash flows relating to transactions between entities of the Group (profits or losses resulting from intragroup transactions that are recognised in assets, such as inventory and fixed assets, are eliminated in full). Intragroup losses may indicate an impairment that requires recognition in the consolidated financial statements. Ind AS 12 "Income Taxes" applies to temporary differences that arise from the elimination of profits and losses resulting from intragroup transactions.

Profit or loss and each component of other comprehensive income (OCI) are attributed to the equity holders of the parent of the Group and to the non-controlling interests, even if this results in the non-controlling interests having a deficit balance. Non-controlling interest in the results and the equity of subsidiaries are shown separately in the Consolidated Statement of Profit and Loss, Consolidated Statement of Changes in Equity and Consolidated Balance Sheet.

The Group treats transactions with non-controlling interests that do not result in a loss of control as transactions with equity owners of the Group. A change in ownership interest results in an adjustment between the carrying amounts of the controlling and non-controlling interests to reflect their relative interests in the subsidiary. Any difference between the amount of the adjustment to non-controlling interests and any consideration paid or received is recognised within equity.

### (d) Investments accounted for using the equity method

The Group's interest in investments accounted for using the equity method comprises interest in associates. Associate is an entity in which the Group has significant influence, but not control or joint control, over the financial and operating policy decisions of the investee.

Interest in an associate is accounted for using the equity method, except when the investment, or a portion thereof, is classified as held for sale, in which case it is accounted

for in accordance with Ind AS 105 "Non-current assets held for sale and discontinued operations". Under the equity method of accounting, the investment in an associate is initially recognised at cost which includes transaction costs. Subsequent to initial recognition, the consolidated financial statements include the Group's share of profit or loss and other comprehensive income of equity accounted investee until the date on which significant influence ceases. Goodwill (i.e. excess of the cost of investment over the Group's share of the net fair value of the identifiable assets and liabilities of the investee) relating to the associate is included in the carrying amount of the investment and is not tested for impairment separately. Dividends received or receivable from associate are recognised as a reduction in the carrying amount of the investment.

Unrealised gains and losses resulting from transactions between the Group and the associate are eliminated to the extent of the interest in the associate.

The financial statements of the associates are prepared for the same reporting period as the Group. When necessary, adjustments are made to bring the accounting policies in line with those of the Group.

After application of the equity method, the Group determines whether it is necessary to recognise an impairment loss on its investment in its associate. At each reporting date, the Group determines whether there is objective evidence that the investment in the associate is impaired. If there is such evidence, the Group calculates the amount of impairment as the difference between the recoverable amount of the associate and its carrying value.

### (e) Current versus non-current classification

The Group presents assets and liabilities in the Consolidated Balance Sheet based on current/ non-current classification.

An asset is treated as current when:

- It is expected to be realised or intended to be sold or consumed in normal operating cycle;
- It is held primarily for the purpose of trading;
- It is expected to be realised within twelve months after the reporting period; or
- It is cash or cash equivalent unless restricted from being exchanged or used to settle a liability for at least twelve months after the reporting period.

The Group classifies all other assets as non-current.

A liability is current when:

- It is expected to be settled in normal operating cycle;
- It is held primarily for the purpose of trading;

## Notes to the consolidated financial statements for the year ended 31 March 2024

- It is due to be settled within twelve months after the reporting period; or
- There is no unconditional right to defer the settlement of the liability for at least twelve months after the reporting period.

The Group classifies all other liabilities as non-current.

Deferred tax assets and liabilities are classified as non-current assets and liabilities, respectively.

The operating cycle is the time between the acquisition of assets for processing and their realisation in cash and cash equivalents. Each entity of the Group has identified twelve months as its operating cycle for the purpose of current-non-current classification of assets and liabilities.

### (f) Business combinations

Business combinations (other than business combinations between common control entities) are accounted for using the purchase (acquisition) method. The cost of an acquisition is measured as the fair value of the consideration transferred, equity instruments issued and liabilities incurred or assumed at the date of exchange. The consideration transferred does not include amounts related to the settlement of pre-existing relationships; such amounts are generally recognised in the Consolidated Statement of Profit and Loss and Other Comprehensive Income. The cost of acquisition also includes the fair value of any contingent consideration. Identifiable assets acquired and liabilities & contingent liabilities assumed in a business combination are measured initially at fair value at the date of acquisition. Transaction costs incurred in connection with a business combination are expensed as incurred. The excess of the consideration transferred over the fair value of the net identifiable assets acquired is recorded as goodwill. If those amounts are less than the fair value of the net identifiable assets of the business acquired, the difference is recognised in other comprehensive income and accumulated in equity as capital reserve as a gain on bargain purchase, unless there is no clear evidence for the underlying reason for classification of the business combination as a bargain purchase, in which case, it shall be recognised directly in equity as capital reserve.

Business combinations between entities under common control are accounted at historical cost. The difference between the consideration paid/received and the carrying amount of assets and liabilities transferred is recorded in the capital reserve, a component of other equity.

Business combinations arising from transfers of interests in entities that are under the common control are accounted for as if the acquisition had occurred at the beginning of

the earliest comparative period presented or, if later, at the date that common control was established; for this purpose, comparatives are revised.

### (g) Property, plant and equipment (PPE) and intangible assets

#### (i) Property, plant and equipment

Freehold land is carried at cost. All other items of property, plant and equipment are stated at cost, which includes capitalised finance costs, less accumulated depreciation and any accumulated impairment loss. Cost includes expenditure that is directly attributable to the acquisition of the items. The cost of an item of a PPE comprises its purchase price including import duty, and other non-refundable taxes or levies and any directly attributable cost of bringing the asset to its working condition of its intended use. Any trade discounts and rebates are deducted in arriving at the purchase price.

Expenditure incurred on startup and commissioning of the project and/or substantial expansion, including the expenditure incurred on trial runs (net of trial run receipts, if any) up to the date of commencement of commercial production are capitalised. Subsequent costs are included in the asset's carrying amount or recognised as a separate asset, as appropriate, only when it is probable that future economic benefits associated with the item will flow to the Group and the cost of the item can be measured reliably. The carrying amount of any component accounted for as a separate asset is derecognised when replaced. All other repairs and maintenance are charged to profit or loss during the reporting period in which they are incurred.

Advances paid towards acquisition of property, plant and equipment outstanding at each Consolidated Balance Sheet date, are shown under other non-current assets and cost of assets not ready for intended use before the year end, are shown as capital work-in-progress.

#### (ii) Intangible assets

- Goodwill arising on business combinations is disclosed separately in the balance sheet and is carried at cost less accumulated impairment losses. Gains and losses on the disposal of an entity include the carrying amount of goodwill relating to the entity sold.
- Internally generated goodwill is not recognised as an asset. With regard to other internally generated intangible assets:
  - Expenditure on research activities, undertaken with the prospect of gaining new scientific or technical knowledge and understanding, is recognised in the Consolidated Statement of Profit and Loss as incurred.



## Notes to the consolidated financial statements for the year ended 31 March 2024

- Development expenditure including regulatory cost and legal expenses leading to product registration/ market authorisation relating to the new and/or improved product and/or process development is capitalised only if development costs can be measured reliably, the product or process is technically and commercially feasible, future economic benefits are probable, and the Group intends to and has sufficient resources to complete development and to use the asset. The expenditure capitalised includes the cost of materials, direct labour, overhead costs that are directly attributable to preparing the asset for its intended use, and directly attributable finance costs (in the same manner as in the case of tangible fixed assets). Other development expenditure is recognised in the Consolidated Statement of Profit and Loss as incurred.
  - Intangible assets (including intangible assets under development) that are acquired and implementation of software system are measured initially at cost.
  - After initial recognition, an intangible asset is carried at its cost less accumulated amortisation and any accumulated impairment loss. Subsequent expenditure is capitalised only when it increases the future economic benefits from the specific asset to which it relates.
- (iii) Depreciation and amortisation methods, estimated useful lives and residual value**

For Indian entities, depreciation is provided on straight line basis on the original cost/ acquisition cost of assets or other amounts substituted for cost of fixed assets as per the useful life specified in Part 'C' of Schedule II of the Act, read with notification dated 29 August 2014 of the Ministry of Corporate Affairs, except for the following classes of fixed assets which are depreciated based on the internal technical assessment of the management as under:

Category of assets	Management estimate of useful life	Useful life as per Schedule II
Vehicles – Owned	5 years	8 years
Computer servers and networks (included in office equipment)	5 years	6 years
Dies and punches for manufacture of dosage formulations (included in plant and equipment)	1-2 years	15 years
Employee perquisite related assets (except end user computers) (included in furniture and fixtures)	5 years, being the period of perquisite scheme	10 years

For overseas entities, depreciation is charged using the straight line method, over the estimated useful life considered as follows:

- Building: 30-60 years
- Plant and machinery: 3 to 20 years
- Dies and punches: 1 to 2 years
- Furniture and office equipment: 3 to 15 years
- Computer and information technology related assets: 3 to 5 years
- Vehicles: 3 to 5 years

Leasehold improvements (included in furniture and fixtures) are depreciated over their estimated useful life, or the remaining period of lease from the date of capitalisation, whichever is shorter.

The estimated useful lives of Intangibles are follows:

Internally generated product registration / market authorisation	5 to 10 years
Acquired patents, trademarks / trade names and customer contracts	5 to 10 years
Rights	5 years
Software	5 years

Depreciation on assets added/disposed off during the year has been provided on pro-rata basis with reference to the date / month of addition/disposal. Depreciation and amortisation methods, useful lives and residual values are reviewed at the end of each reporting period and adjusted if appropriate.

**(iv) Derecognition**

Property, plant and equipment and intangible assets is derecognised on disposal or when no future economic benefits are expected from its use and disposal. Losses arising from retirement and gains or losses arising from disposal of a tangible asset are measured as the difference between the net disposal proceeds and the carrying amount of the asset and are recognised in the Consolidated Statement of Profit and Loss.

**(h) Non-current assets held for sale and discontinued operations**

Non-current assets are classified as held for sale if it is highly probable that they will be recovered primarily through sale rather than through continuing use. Such assets are generally measured at the lower of their carrying amount and fair value less cost to sell. Losses on initial classification as held for sale and subsequent gains and losses on re-measurement are recognised in the Consolidated Statement

## Notes to the consolidated financial statements for the year ended 31 March 2024

of Profit and Loss. Once classified as held-for sale, property, plant and equipment and intangible assets are no longer depreciated or amortised.

A discontinued operation is a component of the Group's business that has been disposed off or is classified as held for sale and represents a separate major line of business or geographical area of operations, is part of a single coordinated plan to dispose of such a line of business or area of operations, or is a subsidiary acquired exclusively with a view to resale. The results of discontinued operations are presented separately in the Consolidated Statement of Profit and Loss.

**(i) Impairment of non-financial assets**

Goodwill, intangible assets that have an indefinite useful life and intangible assets under development are not subject to amortisation and are tested annually for impairment or more frequently if events or changes in circumstances indicate that they might be impaired. The Group's other non-financial assets, other than inventories and deferred tax assets, are reviewed at each reporting date to determine whether there is any indication of impairment. If any such indication exists, then the asset's recoverable amount is estimated.

For impairment testing, assets that do not generate independent cash inflows (i.e. corporate assets) are grouped together into cash-generating units (CGUs). Each CGU represents the smallest group of assets that generates cash inflows that are largely independent of the cash inflows of other assets or CGUs. Goodwill is allocated to cash-generating units for the purpose of impairment testing. The allocation is made to those cash-generating units or groups of cash-generating units that are expected to benefit from the business combination in which the goodwill arose. The units or groups of units are identified at the lowest level at which goodwill is monitored for internal management purposes.

The recoverable amount of an asset or CGU is the higher of its value in use and its fair value less costs to sell. Value in use is based on the estimated future cash flows, discounted to their present value using a discount rate that reflects current market assessments of the time value of money and the risks specific to the asset or CGU.

An impairment loss is recognised if the carrying amount of an asset or CGU exceeds its estimated recoverable amount. Impairment loss recognised in respect of a CGU is allocated first to reduce the carrying amount of any goodwill allocated to the CGU, and then to reduce the carrying amount of the other assets of the CGU (or group of CGUs) on a pro rata basis.

An impairment loss in respect of goodwill is not subsequently reversed. In respect of other assets for which impairment loss has been recognised in prior periods, the Group reviews at reporting date whether there is any indication that the loss has decreased or no longer exists. An impairment loss is reversed if there has been a change in the estimates used to determine the recoverable amount. Such a reversal is made only to the extent that the asset's carrying amount does not exceed the carrying amount that would have been determined, net of depreciation or amortisation, if no impairment loss had been recognised.

**(j) Financial instrument**

A Financial instrument is any contract that gives rise to a financial asset of one entity and a financial liability or equity instrument of another

**(i) Financial assets***Initial recognition and measurement*

All financial assets (except trade receivable which is measured at transaction price) are recognised initially at fair value adjusted for transaction cost that are directly attributable, except for those carried at fair value through profit or loss which are measured initially at fair value. Purchases or sales of financial assets that require delivery of assets within a time frame established by regulation or convention in the market place (regular way trades) are recognised on the trade date, i.e., the date that the Group commits to purchase or sell the asset.

*Subsequent measurement*

For purposes of subsequent measurement, financial assets are classified in four categories:

- Debt instruments at amortised cost
- Debt instruments at fair value through other comprehensive income (FVOCI)
- Debt instruments, derivatives and equity instruments at fair value through profit or loss (FVPL)
- Equity instruments measured at fair value through other comprehensive income (FVOCI)

*Debt instruments at amortised cost*

A 'debt instrument' is measured at the amortised cost if the asset is held within a business model whose objective is to hold assets for collecting contractual cash flows and contractual terms of the asset give rise on specified dates to cash flows that are solely payments of principal and interest (SPPI) on the principal amount outstanding.

After initial measurement, such financial assets are subsequently measured at amortised cost using the



## Notes to the consolidated financial statements for the year ended 31 March 2024

effective interest rate (EIR) method. The effective interest rate is the rate that exactly discounts estimated future cash payments or receipts through the expected life of the financial instrument to the gross carrying amount of the financial asset or the amortised cost of the financial liability. Amortised cost is calculated by taking into account any discount or premium on acquisition and fees or costs that are an integral part of the EIR. The EIR amortisation is included in other income in the Consolidated Statement of Profit and Loss. The losses arising from impairment are recognised in the Consolidated Statement of Profit and Loss.

### *Debt instrument at FVOCI*

A 'debt instrument' is classified as at the FVOCI if the objective of the business model is achieved both by collecting contractual cash flows and selling the financial assets and the asset's contractual cash flows represent SPPI.

Debt instruments included within the FVOCI category are measured initially as well as at each reporting date at fair value. Fair value movements are recognised in the other comprehensive income (OCI). On derecognition of the asset, cumulative gain or loss previously recognised in OCI is reclassified to the Consolidated Statement of Profit and Loss. Interest earned whilst holding FVOCI debt instrument is reported as interest income using the EIR method.

### *Debt instrument at FVPL*

FVPL is a residual category for debt instruments. Any debt instrument, which does not meet the criteria for categorisation as at amortised cost or as FVOCI, is classified as at FVPL. In addition, the Group, at initial recognition, may irrevocably elect to designate a debt instrument, which otherwise meets amortised cost or FVOCI criteria, as at FVPL. However, such election is allowed only if doing so reduces or eliminates a measurement or recognition inconsistency (referred to as 'accounting mismatch'). Debt instruments included within the FVPL category are measured at fair value with all changes recognised in the Consolidated Statement of Profit and Loss.

### *Equity investments*

All equity investments in scope of Ind AS 109 are measured at fair value. Equity instruments which are held for trading and contingent consideration recognised by an acquirer in a business combination to which Ind AS 103 applies are classified as at FVPL. For all other equity instruments, the Group may make an irrevocable election to present in other comprehensive income subsequent changes in the fair value. The Group makes such election on an instrument-by-instrument basis. The classification is made on initial recognition and is irrevocable.

If the Group decides to classify an equity instrument as at FVOCI, then all fair value changes on the instrument, excluding dividends, are recognised in the OCI. There is no recycling of the amounts from OCI to the Consolidated Statement of Profit and Loss, even on sale of investment. However, the Group may transfer the cumulative gain or loss to retained earnings.

Equity instruments included within the FVPL category are measured at fair value with all changes recognised in the Consolidated Statement of Profit and Loss.

### *Impairment of financial assets*

The Group recognises loss allowance using the expected credit loss (ECL) model for the financial assets which are not fair valued through profit or loss. Loss allowance for trade receivables with no significant financing component is measured at an amount equal to lifetime ECL. For all financial assets with contractual cash flows other than trade receivable, ECLs are measured at an amount equal to the 12-month ECL, unless there has been a significant increase in credit risk from initial recognition in which case those are measured at lifetime ECL. The amount of ECL (or reversal) that is required to adjust the loss allowance at the reporting date is recognised as an impairment gain or loss in the Consolidated Statement of Profit and Loss.

### *Derecognition of financial assets*

A financial asset (or, where applicable, a part of a financial asset or part of a group of similar financial assets) is primarily derecognised (i.e., removed from the Group's Balance Sheet) when:

- The rights to receive cash flows from the asset have expired, or
- The Group has transferred its rights to receive cash flows from the asset or has assumed an obligation to pay the received cash flows in full without material delay to a third party under a 'pass-through' arrangement; and either (a) the Group has transferred substantially all the risks and rewards of the asset, or (b) the Group has neither transferred nor retained substantially all the risks and rewards of the asset, but has transferred control of the asset.

When the Group has transferred its rights to receive cash flows from an asset or has entered into a pass-through arrangement, it evaluates if and to what extent it has retained the risks and rewards of ownership. When it has neither transferred nor retained substantially all of the risks and rewards of the asset, nor transferred control of the asset, the Group continues to recognise the transferred asset to the extent of the Group's continuing involvement. In that case, the Group also recognises an associated liability. The

## Notes to the consolidated financial statements for the year ended 31 March 2024

transferred asset and the associated liability are measured on a basis that reflects the rights and obligations that the Group has retained.

### (ii) Financial liabilities

Financial liabilities are classified as measured at amortised cost or FVPL. A financial liability is classified as FVPL if it is classified as held-for-trading, or it is a derivative or it is designated as such on initial recognition. Financial liabilities at FVPL are measured at fair value and net gains and losses, including any interest expense, are recognised in Consolidated Statement of Profit and Loss. Other financial liabilities are subsequently measured at amortised cost using the effective interest method. Interest expense and foreign exchange gains and losses are recognised in Consolidated Statement of Profit and Loss. Any gain or loss on derecognition is also recognised in Consolidated Statement of Profit and Loss.

#### *Derecognition of financial liabilities*

A financial liability is derecognised when the obligation under the liability is discharged or cancelled or expires. When an existing financial liability is replaced by another from the same lender on substantially different terms, or the terms of an existing liability are substantially modified, such an exchange or modification is treated as the derecognition of the original liability and the recognition of a new liability. The difference in the respective carrying amounts is recognised in the Consolidated Statement of Profit and Loss.

### (iii) Offsetting

Financial assets and financial liabilities are offset and the net amount presented in the Consolidated Balance Sheet when, and only when, the Group currently has a legally enforceable right to set off the amounts and it intends either to settle them on a net basis or to realise the asset and settle the liability simultaneously.

### (iv) Share capital

Equity shares are classified as equity. Incremental costs directly attributable to the issue of ordinary shares are recognised as a deduction from equity. Income tax relating to transaction costs of an equity transaction is accounted for in accordance with Ind AS 12.

### (k) Inventories

Inventories are valued at lower of cost or net realisable value except scrap, which is valued at net estimated realisable value.

The methods of determining cost of various categories of inventories are as follows:

Raw materials	Weighted average method
Stores and spares	Weighted average method

Work-in-progress and finished goods (manufactured)	Direct materials, direct labour and an appropriate proportion of variable and fixed production overheads, the latter being allocated on the basis of normal operating capacity
Fuel, consumables, packing material etc.	Weighted average method
Finished goods (traded)	Weighted average method
Goods in transit	Cost of purchase

Cost includes all costs of purchase, costs of conversion and other costs incurred in bringing the inventories to their present location and condition.

Net realisable value is the estimated selling price in the ordinary course of business, less the estimated costs of completion and the estimated costs necessary to make the sale. The net realisable value of work-in-progress is determined with reference to the selling prices of related finished products. Raw materials and other supplies held for use in the production of finished products are not written down below cost, except in cases where material prices have declined and it is estimated that the cost of the finished products will exceed their net realisable value. The comparison of cost and net realisable value is made on an item-by-item basis.

### (l) Cash and cash equivalents

Cash and cash equivalent comprise cash at banks and on hand (including imprest) and short-term deposits with an original maturity of three months or less, which are subject to an insignificant risk of changes in value.

### (m) Provisions and contingencies

A provision is recognised if, as a result of a past event, the Group has a present legal or constructive obligation that can be estimated reliably, and it is probable that an outflow of economic benefits will be required to settle the obligation. If the effect of the time value of money is material, provisions are determined by discounting the expected future cash flows at a pre-tax rate that reflects current market assessments of the time value of money and the risks specific to the liability. Where discounting is used, the increase in the provision due to the passage of time is recognised as a finance cost.

The amount recognised as a provision is the best estimate of the consideration required to settle the present obligation at reporting date, taking into account the risks and uncertainties surrounding the obligation. When some or all of the economic benefits required to settle a provision are expected to be recovered from a third party, the



## Notes to the consolidated financial statements for the year ended 31 March 2024

receivable is recognised as an asset if it is virtually certain that reimbursement will be received and the amount of the receivable can be measured reliably.

### *Contingent liabilities*

A disclosure for a contingent liability is made when there is a possible obligation or a present obligation that may, but probably will not, require an outflow of resources. When there is a possible obligation or a present obligation in respect of which the likelihood of outflow of resources is remote, no provision or disclosure is made.

### *Decommissioning provisions*

In accordance with the applicable regulatory and contractual requirements, a decommissioning provision in respect of estimated costs of dismantling and repairing leased premises to be performed at the time it is vacated and removing certain machinery and equipment to be performed at the time it is disposed off, is recognised. The provision is measured at the present value of the best estimate of the decommissioning costs.

### **(n) Revenue recognition**

Revenue from sale of products is recognised when the Group satisfies a performance obligation upon transfer of control of products to customers at the time of shipment to or receipt of goods by the customers. Service income is recognised when the Group satisfies a performance obligation as and when the underlying services are performed.

The Group exercises judgment in determining whether the performance obligation is satisfied at a point in time or over a period of time. The Group considers indicators such as how customer consumes benefits as services are rendered or who controls the asset as it is being created or existence of enforceable right to payment for performance to date and alternate use of such product or service, transfer of significant risks and rewards to the customer, acceptance of delivery by the customer, etc. Invoices are issued as per the general business terms and are payable in accordance with the contractually agreed credit period.

Any fees including upfront fees received in relation to contract manufacturing arrangements is recognised over the period over which the Group satisfies the underlying performance obligations. In respect of outsourcing contracts for drug development with third party Clinical Research Organisation (CRO), revenue is recognised on the basis of actual cost incurred plus mark up as agreed with the customer under each agreement.

Revenues are measured based on the transaction price allocated to the performance obligation, which is the

consideration, net of taxes or duties collected on behalf of the government and applicable discounts and allowances including charge-backs, expected sales return and bill backs. The computation of these estimates using expected value method involves significant judgment based on various factors including contractual terms, historical experience, estimated inventory levels and expected sell-through levels in supply chain. The transaction price is allocated to each performance obligation in the contract on the basis of the relative standalone selling prices of the promised goods or services. The transaction price may be fixed or variable and is adjusted for time value of money if the contract includes significant financing component.

Contract assets are recognised when there is excess of revenue earned over billings on contracts, excluding amounts classified as unbilled receivables (only act of invoicing is pending) when there is unconditional right to receive cash, and only passage of time is required, as per contractual terms. Contract liabilities are recognised when there are billings in excess of revenues. Contract liabilities relate to the advance received from customers and deferred revenue against which revenue is recognised when or as the performance obligation is satisfied.

Income in respect of entitlement towards export incentives is recognised in accordance with the relevant scheme on recognition of the related export sales. Such export incentives are recorded as part of other operating revenue.

### **(o) Employee benefits**

(i) *Short-term employee benefits:* All employee benefits falling due within twelve months from the end of the period in which the employees render the related services are classified as short-term employee benefits, which include benefits like salaries, wages, short term compensated absences, performance incentives, etc. and are recognised as expenses in the period in which the employee renders the related service and measured accordingly.

(ii) *Post-employment benefits:* Post employment benefit plans are classified into defined benefits plans and defined contribution plans as under:

#### a) Gratuity

The Group has an obligation towards gratuity, a defined benefit retirement plan covering eligible employees. The plan provides for a lump sum payment to vested employees at retirement, death while in employment or on termination of employment of an amount based on the respective employee's salary and the tenure of employment. The liability in respect of gratuity (applicable for Indian entities of the Group), is recognised in the books of accounts based on



## Notes to the consolidated financial statements for the year ended 31 March 2024

actuarial valuation by an independent actuary. The gratuity liability for certain employees of the Group is funded with Life Insurance Corporation of India.

b) **Provident fund**

The Group's contribution to the provident fund is deposited with Regional Provident Fund Commissioner for its employees in India. The Group's contribution to the provident fund is charged to Statement of Profit and Loss. This is treated as defined contribution plan.

- c) Foreign subsidiaries make contribution to various social security plans and insurance schemes as per local requirements and generally accepted practices in their respective country of incorporation. Such contributions are charged to Consolidated Statement of Profit and Loss on accrual basis in the year in which liability to pay arise.

(iii) *Other long-term employee benefits:*

*Compensated absences:*

As per the Group's policy, eligible leaves can be accumulated by the employees and carried forward to future periods to either be utilised during the service, or encashed. Encashment can be made during service, on early retirement, on withdrawal of scheme, at resignation and upon death of the employee. Accumulated compensated absences are treated as other long-term employee benefits.

(iv) *Termination benefits:*

Termination benefits are recognised as an expense when, as a result of a past event, the Group has a present obligation that can be estimated reliably, and it is probable that an outflow of economic benefits will be required to settle the obligation.

(v) *Actuarial valuation*

The liability in respect of all defined benefit plans and other long term benefits is accrued in the consolidated books of account on the basis of actuarial valuation carried out by an independent actuary using the Projected Unit Credit Method. The obligation is measured at the present value of estimated future cash flows. The discount rates used for determining the present value of obligation under defined benefit plans, is based on the market yields on Government securities as at the Balance Sheet date, having maturity periods approximating to the terms of related obligations.

Remeasurement gains and losses on other long term benefits are recognised in the Consolidated Statement of Profit and Loss in the year in which they arise. Remeasurement gains and losses in respect of all defined benefit plans arising from experience adjustments and changes in actuarial assumptions are recognised in the period in which they

occur, directly in other comprehensive income. They are included in other equity in the Consolidated Statement of Changes in Equity and in the Consolidated Balance Sheet. Changes in the present value of the defined benefit obligation resulting from plan amendments or curtailments are recognised immediately in profit or loss as past service cost. Gains or losses on the curtailment or settlement of any defined benefit plan are recognised when the curtailment or settlement occurs. Any differential between the plan assets (for a funded defined benefit plan) and the defined benefit obligation as per actuarial valuation is recognised as a liability if it is a deficit or as an asset if it is a surplus (to the extent of the lower of present value of any economic benefits available in the form of refunds from the plan or reduction in future contribution to the plan).

Past service cost is recognised as an expense in the Consolidated Statement of Profit and Loss on a straight-line basis over the average period until the benefits become vested. To the extent that the benefits are already vested immediately following the introduction of, or changes to, a defined benefit plan, the past service cost is recognised immediately in the Consolidated Statement of Profit and Loss. Past service cost may be either positive (where benefits are introduced or improved) or negative (where existing benefits are reduced).

**(p) Share based payments**

The Company has granted stock options to the employees of the Group. The grant date fair value of options granted (net of estimated forfeiture) to employees of the Group is recognised as an employee expense, with a corresponding increase in equity, over the period that the employees become unconditionally entitled to the options. The expense is recorded for each separately vesting portion of the award as if the award was, in substance, multiple awards. The increase in equity recognised in connection with share based payment transaction is presented as a separate component in equity under "share based payment reserve". The amount recognised as an expense is adjusted to reflect the actual number of stock options that vest. For the option awards, grant date fair value is determined under the option-pricing model (Black-Scholes-Merton). Forfeitures are estimated at the time of grant and revised, if necessary, in subsequent periods if actual forfeitures materially differ from those estimates.

The difference between cost of shares purchased from secondary market and the proceeds on sale/allotment of shares by trust is recognised in capital reserve.

A subsidiary company has also granted restricted stocks and non-qualified stock options over its shares to its employees and consultants. For restricted stock awards, the grant date fair value of awards is recognised as "unearned



## Notes to the consolidated financial statements for the year ended 31 March 2024

compensation" under other asset, with a corresponding increase in "share based payment reserve" under equity, at the time of grant. The amount of unearned compensation recognised as an expense is based on the estimate of the number of awards for which the related service and non-market vesting conditions are expected to be met. The amount recognised as an expense is adjusted to reflect the actual number of awards that vest. For non-qualified stock options, the grant date fair value of options granted (net of estimated forfeiture) is recognised as an expense, with a corresponding increase in equity, over the period that the employees become unconditionally entitled to the options. The increase in equity recognised in connection with share based payment transaction is presented as a separate component in equity under "share based payment reserve". The amount recognised as an expense is adjusted to reflect the actual number of stock options that vest.

### (q) Finance costs and finance income

Finance costs consist of interest and other costs that an entity incurs in connection with the borrowing of funds. Finance cost also includes exchange differences to the extent regarded as an adjustment to the finance costs. Finance costs that are directly attributable to the construction or production or development of a qualifying asset are capitalised as part of the cost of that asset. Qualifying assets are assets that necessarily take a substantial period of time to get ready for their intended use or sale. All other finance costs are expensed in the period in which they occur.

Investment income earned on the temporary investment of specific borrowings pending their expenditure on qualifying assets is deducted from the finance costs eligible for capitalisation. Any difference between the proceeds (net of transaction costs) and the redemption amount is recognised in the Consolidated Statement of Profit and Loss over the period of the borrowings using the effective interest method. Ancillary costs incurred in connection with the arrangement of borrowings are amortised over the period of such borrowings.

Finance income consists of interest income. Interest income or expense is recognised using the effective interest method. The 'effective interest rate' is the rate that exactly discounts estimated future cash payments or receipts through the expected life of the financial instrument to the gross carrying amount of the financial asset or the amortised cost of the financial liability. In calculating interest income or expense, the effective interest rate is applied to the gross carrying amount of the asset (when the asset is not credit-impaired) or to the amortised cost of the liability. However, for financial assets that have become credit-impaired subsequent to initial recognition, interest income is calculated by applying

the effective interest rate to the amortised cost of the financial asset. If the asset is no longer credit-impaired, then the calculation of interest income reverts to the gross basis.

### (r) Exceptional items

Exceptional items refer to items of income or expense within the Consolidated Statement of Profit and Loss from ordinary activities which are non-recurring and are of such size, nature or incidence that their separate disclosure is considered necessary to explain the performance of the Group.

### (s) Income tax

Income tax expense comprises current and deferred tax. It is recognised in Consolidated Statement of Profit and Loss except to the extent that it relates to a business combination, or items recognised directly in equity or in OCI.

#### • Current tax:

Current tax comprises the expected tax payable or receivable on the taxable income or loss for the year and any adjustment to the tax payable or receivable in respect of previous years. The amount of current tax payable or receivable is the best estimate of the tax amount expected to be paid or received after considering uncertainty related to income taxes, if any. It is measured using tax rates enacted or substantively enacted at the reporting date in the countries where the Group operates and generates taxable income.

Current tax assets and liabilities are offset only if there is a legally enforceable right to set off the recognised amounts, and it is intended to realise the asset and settle the liability on a net basis or simultaneously.

#### • Deferred tax:

Deferred tax is recognised in respect of temporary differences between the carrying amounts of assets and liabilities for financial reporting purposes and the amounts used for taxation purposes. Deferred tax is not recognised for:

- temporary differences arising on the initial recognition of assets or liabilities in a transaction that is not a business combination and that affects neither accounting nor taxable profit or loss at the time of the transaction;
- temporary differences related to freehold land and investment in subsidiaries and associates, to the extent that the Group is able to control the timing of the reversal of the temporary differences and it is probable that they will not reverse in the foreseeable future; and
- taxable temporary differences arising on the initial recognition of goodwill.

## Notes to the consolidated financial statements for the year ended 31 March 2024

Deferred tax assets (DTA) include Minimum Alternate Tax (MAT) paid in accordance with the tax laws in India, which is likely to give future economic benefits in the form of availability of set off against future income tax liability. MAT is a tax liability of an Indian company computed at specified rate on adjusted book profits as per applicable provisions of the Indian Income Tax Act. An Indian company is liable to pay MAT, if the income tax payable under normal provisions of the Indian Income Tax Act is less than tax payable under MAT.

Deferred tax assets are recognised for unused tax losses, unused tax credits and deductible temporary differences to the extent that it is probable that future taxable profits will be available against which they can be used. Unrecognised deferred tax assets are reassessed at each reporting date and recognised to the extent that it has become probable that future taxable profits will be available against which they can be used.

Deferred tax is measured at the tax rates that are expected to be applied to the period when the asset is realised or the liability is settled, based on the laws that have been enacted or substantively enacted by the reporting date. The measurement of deferred tax reflects the tax consequences that would follow from the manner in which the Group expects, at the reporting date, to recover or settle the carrying amount of its assets and liabilities.

Deferred tax assets and liabilities are offset only if there is a legally enforceable right to set off the recognised amounts, and it is intended to realise the asset and settle the liability on a net basis or simultaneously.

Deferred income tax is not provided on the undistributed earnings of the subsidiaries where it is expected that the earnings of the subsidiary will not be distributed in the foreseeable future.

**(t) Leases - Group as a lessee**

The Group assesses whether a contract contains a lease, at inception of a contract. A contract is, or contains, a lease if the contract conveys the right to control the use of an identified asset for a period of time in exchange for consideration. To assess whether a contract conveys the right to control the use of an identified asset, the Group assesses whether: (1) the contract involves the use of an identified asset; (2) the Group has substantially all of the economic benefits from use of the asset through the period of the lease; and (3) the Group has the right to direct the use of the asset.

The Group's lease asset classes primarily consist of leases for land, buildings, plant and equipment, office equipment and vehicles which typically run for a period of 2 to 10 years, with an option to renew the lease after that date. At the date of

commencement of the lease, the Group recognises a right-of-use asset and a corresponding lease liability for all lease arrangements in which it is a lessee, except for leases with a term of twelve months or less (short-term leases). For these short-term leases, the Group recognises the lease payments as an operating expense on a straight-line basis over the term of the lease.

Right-of-use assets and lease liabilities includes the options to extend or terminate the lease when it is reasonably certain that they will be exercised.

The right-of-use assets are initially recognised at cost, which comprises the initial amount of the lease liability adjusted for any lease payments made at or prior to the commencement date of the lease plus any initial direct costs less any lease incentives. They are subsequently measured at cost less accumulated depreciation and impairment losses, if any.

Right-of-use assets are depreciated from the commencement date on a straight-line basis over the shorter of the lease term and useful life of the underlying asset. Right-of-use assets are tested for impairment whenever there is any indication that their carrying amounts may not be recoverable. Impairment loss, if any, is recognised in the Consolidated Statement of Profit and Loss.

The lease liability is initially measured at amortised cost at the present value of the future lease payments. The lease payments are discounted using the interest rate implicit in the lease or, if not readily determinable, using the incremental borrowing rates based on information available as at the date of commencement of the lease. Lease liabilities are remeasured with a corresponding adjustment to the related right-of-use asset if the Group changes its assessment of whether it will exercise an extension or a termination option. Lease liability and right-of-use asset have been separately presented in the Consolidated Balance Sheet and lease payments have been classified as financing cash flows.

Ind AS 116 requires lessees to determine the lease term as the non-cancellable period of a lease adjusted with any option to extend or terminate the lease, if the use of such option is reasonably certain. The Group makes an assessment on the expected lease term on a lease-by-lease basis and thereby assesses whether it is reasonably certain that any options to extend or terminate the contract will be exercised. In evaluating the lease term, the Group considers factors such as any significant leasehold improvements undertaken over the lease term, costs relating to the termination of the lease and the importance of the underlying asset to Group's operations taking into account the location of the underlying asset and the availability of suitable alternatives. The lease term in future periods is reassessed to ensure that the lease term reflects the current economic circumstances.



## Notes to the consolidated financial statements for the year ended 31 March 2024

### (u) Segment reporting

Operating segments are reported in a manner consistent with the internal reporting provided to the chief operating decision maker. The Chairman and Co-Chairman of the Parent Company are responsible for allocating resources and assessing performance of the operating segments, and accordingly, identified as the chief operating decision maker. Revenues, expenses, assets and liabilities, which are common to the enterprise as a whole and are not allocable to segments on a reasonable basis, have been treated as “unallocated revenues/ expenses/ assets/ liabilities”, as the case may be.

### (v) Foreign currency translation

#### (i) Functional and presentation currency

Items included in the financial statements of each of the Group's entities are measured using the currency of the primary economic environment in which the entity operates ('the functional currency'). The consolidated financial statements are presented in Indian rupee (₹), which is also the Parent Company's functional currency.

#### (ii) Transactions and balances

Foreign currency transactions are translated into the functional currency using the exchange rates at the dates of the transactions. Foreign exchange gains and losses resulting from the settlement of such transactions and from the translation of monetary assets and liabilities denominated in foreign currencies at balance sheet date exchange rates are generally recognised in Consolidated Statement of Profit and Loss.

Non-monetary items that are measured at fair value in a foreign currency are translated using the exchange rates at the date when the fair value was determined. Translation differences on assets and liabilities carried at fair value are reported as part of the fair value gain or loss. For example, translation differences on non-monetary assets such as equity investments classified as FVOCI are recognised in other comprehensive income (OCI).

#### (iii) Group companies

The results and financial position of foreign operations (none of which has the currency of a hyperinflationary economy) that have a functional currency different from the presentation currency are translated into the presentation currency as follows:

- Equity share capital and opening other equity are carried at historical cost.
- All assets and liabilities, both monetary and non-monetary, (excluding share capital, opening other

equity) are translated using closing rates at balance sheet date.

- Profit and Loss items are translated at the respective quarterly average rates or the exchange rate that approximates the actual exchange rate on date of specific transaction.
- All resulting exchange differences are recognised in Other Comprehensive Income.

When a foreign operation is sold or any inter-company balances forming part of the net investment are settled, the associated cumulative exchange differences are reclassified to profit or loss, as part of the gain or loss on sale.

The items of Consolidated Cash Flow Statement are translated at the respective average rates or the exchange rate that approximates the actual exchange rate on date of specific transaction. The impact of changes in exchange rate on cash and cash equivalent held in foreign currency is included in effect of exchange rate changes.

### (w) Government grants

Grants from the government are recognised at their fair value where there is a reasonable assurance that the grant will be received and the Group will comply with all attached conditions.

Government grants relating to income are deferred and recognised in the Consolidated Statement of Profit and Loss over the period necessary to match them with the costs that they are intended to compensate and presented within other operating revenue.

Government grants relating to the purchase of property, plant and equipment are included in non-current liabilities as deferred income and are credited to Consolidated Statement of Profit and Loss on a straight-line basis over the expected lives of the related assets and presented within other income.

### (x) Earnings per share

#### (i) Basic earnings per share

Basic earnings per share is calculated by dividing:

- the profit attributable to owners of the Group
- by the weighted average number of equity shares outstanding during the financial year, adjusted for bonus elements in equity shares issued during the year and excluding treasury shares.

#### (ii) Diluted earnings per share

Diluted earnings per share adjusts the figures used in the determination of basic earnings per share to take into account:

## Notes to the consolidated financial statements for the year ended 31 March 2024

- the after income tax effect of interest and other financing costs associated with dilutive potential equity shares, and
- the weighted average number of additional equity shares that would have been outstanding assuming the conversion of all dilutive potential equity shares.

**(y) Measurement of fair values**

A number of the accounting policies and disclosures require measurement of fair values, for both financial and non-financial assets and liabilities. Fair values are categorised into different levels in a fair value hierarchy based on the inputs used in the valuation techniques as follows:

Level 1: quoted prices (unadjusted) in active markets for identical assets or liabilities.

Level 2: inputs other than quoted prices included in Level 1 that are observable for the asset or liability, either directly (i.e. as prices) or indirectly (i.e. derived from prices).

Level 3: inputs for the asset or liability that are not based on observable market data (unobservable inputs).

The Group has an established control framework with respect to the measurement of fair values. This includes a finance team that has overall responsibility for overseeing all significant fair value measurements, including Level 3 fair values.

The finance team regularly reviews significant unobservable inputs and valuation adjustments. If third party information is used to measure fair values, then the finance team assesses the evidence obtained from the third parties to support the conclusion that these valuations meet the requirements of Ind AS, including the level in the fair value hierarchy in which the valuations should be classified.

When measuring the fair value of an asset or a liability, the Group uses observable market data as far as possible. If the inputs used to measure the fair value of an asset or a liability fall into different levels of the fair value hierarchy, then the fair value measurement is categorised in its entirety in the same level of the fair value hierarchy as the lowest level input that is significant to the entire measurement.

The Group recognises transfers between levels of the fair value hierarchy at the end of the reporting period during which the change has occurred.

Further information about the assumptions made in measuring fair values used in preparing these financial statements is included in the respective notes.

**(z) Critical estimates and judgments**

The preparation of consolidated financial statements requires management to make judgments, estimates and

assumptions that affect the application of accounting policies and the reported amounts of assets, liabilities, income and expenses. Actual results may differ from these estimates.

Estimates and underlying assumptions are reviewed on an ongoing basis. Revisions to accounting estimates are recognised in the period in which the estimates are revised and in any future periods affected.

Information about critical judgments in applying accounting policies that have the most significant effect on the amounts recognised in the consolidated financial statements is included in the following notes.

- Revenue recognition: whether revenue is recognised over time or at a point in time – Note 2(n)
- Lease term: whether the Group is reasonably certain to exercise extension options – Note 2(t) and 39
- Non-current asset classified as asset held for sale – Note 2(h)

Information about assumptions and estimation uncertainties that have a significant risk of resulting in a material adjustment to the carrying amounts of assets and liabilities within the next financial year are included in the following notes.

- Revenue recognition: measurement of transaction price – Note 2(n)
- Assessment of useful life of property, plant and equipment and intangible asset – Note 2(g)
- Valuation of inventories – Note 2(k)
- Fair value measurements – Note 2(y) and 32
- Impairment of financial assets and non-financial assets – Note 2(i), 2(j), 4(a) and 42
- Estimation of assets and obligations relating to employee benefits – Note 2(o) and 31
- Recognition and estimation of tax expense including deferred tax – Note 8 and 29
- Recognition and measurement of contingency: Key assumption about the likelihood and magnitude of an outflow of resources – Note 37

**(aa) Recent accounting pronouncements**

Ministry of Corporate Affairs ("MCA") notifies new standard or amendments to the existing standards under Companies (Indian Accounting Standards) Rules as issued from time to time. For the year ended 31 March 2024, MCA has not notified any new standards or amendments to the existing standards applicable to the Group.



## Notes to the consolidated financial statements for the year ended 31 March 2024

### Note 3. Property, plant and equipment and capital work-in-progress

	Land-freehold	Building-factory	Building-other	Plant and equipment	Furniture and fixtures	Vehicles-owned	Office equipment	Total	Capital work-in-progress
<b>Gross carrying amount as at 1 April 2022</b>	448	6,598	1,359	22,332	2,283	39	1,355	34,414	2,918
Additions	-	183	12	2,143	375	4	175	2,892	7,375
Deductions	(20)	-	-	(334)	(83)	(12)	(58)	(507)	(2,772)
Foreign currency translation adjustment	12	346	-	812	118	-	64	1,352	212
<b>Gross carrying amount as at 31 March 2023</b>	440	7,127	1,371	24,953	2,693	31	1,536	38,151	7,733
<b>Accumulated depreciation as at 1 April 2022</b>	-	1,783	179	8,822	784	23	810	12,401	-
Depreciation charge for the year	-	286	28	1,730	303	3	177	2,527	-
Deductions	-	-	-	(195)	(41)	(9)	(48)	(293)	-
Foreign currency translation adjustment	-	99	-	349	50	-	43	541	-
<b>Accumulated depreciation as at 31 March 2023</b>	-	2,168	207	10,706	1,096	17	982	15,176	-
<b>Net carrying amount as at 31 March 2023</b>	440	4,959	1,164	14,247	1,597	14	554	22,975	7,733

	Land-freehold	Building-factory	Building-other	Plant and equipment	Furniture and fixtures	Vehicles-owned	Office equipment	Total	Capital work-in-progress
<b>Gross carrying amount as at 1 April 2023</b>	440	7,127	1,371	24,953	2,693	31	1,536	38,151	7,733
Additions	-	14	38	2,539	537	4	133	3,265	7,711
Deductions	-	-	(5)	(130)	(18)	(4)	(27)	(184)	(3,053) <sup>(4)</sup>
Foreign currency translation adjustment	4	77	-	196	27	-	14	318	132
<b>Gross carrying amount as at 31 March 2024</b>	444	7,218	1,404	27,558	3,239	31	1,656	41,550	12,523
<b>Accumulated depreciation as at 1 April 2023</b>	-	2,168	207	10,706	1,096	17	982	15,176	-
Depreciation charge for the year <sup>(5)</sup>	36	895	27	3,259	365	4	186	4,772	-
Deductions	-	-	(2)	(94)	(12)	(4)	(20)	(132)	-
Foreign currency translation adjustment	-	29	-	102	14	-	11	156	-
<b>Accumulated depreciation as at 31 March 2024</b>	36	3,092	232	13,973	1,463	17	1,159	19,972	-
<b>Net carrying amount as at 31 March 2024</b>	408	4,126	1,172	13,585	1,776	14	497	21,578	12,523

#### Notes:

- (1) Refer note 16.3 for information on property, plant and equipment provided as security by the Group.
- (2) Refer note 38(a) for disclosure of contractual commitments for the acquisition of property, plant and equipment.
- (3) Refer note 41(b) for finance costs capitalised.
- (4) Includes impairment ₹ 77 million, refer note 44.
- (5) Includes impairment ₹ 2,051 million, refer note 44.

## Notes to the consolidated financial statements for the year ended 31 March 2024

**Capital work-in-progress ageing schedule:**

Ageing for capital work-in-progress as at 31 March 2024 is as follows:

	Amount in capital work-in-progress for a period of				(₹ in million)
	Less than 1 year	1-2 years	2-3 years	More than 3 years	Total
Projects in progress	6,540	4,187	1,045	751	12,523
<b>Total capital work-in-progress</b>	<b>6,540</b>	<b>4,187</b>	<b>1,045</b>	<b>751</b>	<b>12,523</b>

Ageing for capital work-in-progress as at 31 March 2023 is as follows:

	Amount in capital work-in-progress for a period of				(₹ in million)
	Less than 1 year	1-2 years	2-3 years	More than 3 years	Total
Projects in progress	5,594	1,319	399	421	7,733
<b>Total capital work-in-progress</b>	<b>5,594</b>	<b>1,319</b>	<b>399</b>	<b>421</b>	<b>7,733</b>

Project execution plans are modulated basis capacity requirement and priority assessment on an annual basis and all the projects are executed as per rolling annual plan.



## Notes to the consolidated financial statements for the year ended 31 March 2024

### Note 4. Goodwill, other intangible assets and intangible assets under development

	Other Intangible assets							Intangible assets under development
	Goodwill	Internally generated product registration/ market authorisation	Acquired patents, trademarks/ trade names and customer contracts	Rights	Software	Total	Total	
<b>Gross carrying amount as at 1 April 2022</b>	<b>22,428</b>	<b>5,612</b>	<b>390</b>	<b>19</b>	<b>1,077</b>	<b>7,098</b>	<b>7,977</b>	
Additions	-	872	-	-	144	1,016	2,242	
Deductions	-	(173)	-	-	(2)	(175)	(2,646) <sup>(2)</sup>	
Foreign currency translation adjustment	1,858	269	32	-	59	360	309	
<b>Gross carrying amount as at 31 March 2023</b>	<b>24,286</b>	<b>6,580</b>	<b>422</b>	<b>19</b>	<b>1,278</b>	<b>8,299</b>	<b>7,882</b>	
<b>Accumulated amortisation as at 1 April 2022</b>	<b>-</b>	<b>4,548</b> <sup>(3)</sup>	<b>7</b>	<b>-</b>	<b>96</b>	<b>5,813</b>	<b>-</b>	
Amortisation for the year	-	646	-	-	749	749	-	
Deductions	-	(163)	-	-	(2)	(165)	-	
Foreign currency translation adjustment	-	195	28	-	51	274	-	
<b>Accumulated amortisation as at 31 March 2023</b>	<b>-</b>	<b>5,226</b>	<b>381</b>	<b>19</b>	<b>1,045</b>	<b>6,671</b>	<b>-</b>	
<b>Net carrying amount as at 31 March 2023</b>	<b>24,286</b>	<b>1,354</b>	<b>41</b>	<b>-</b>	<b>233</b>	<b>1,628</b>	<b>7,882</b>	
(₹ in million)								
	Other Intangible assets							Intangible assets under development
	Goodwill	Internally generated product registration/ market authorisation	Acquired patents, trademarks/ trade names and customer contracts	Rights	Software	Total	Total	
<b>Gross carrying amount as at 1 April 2023</b>	<b>24,286</b>	<b>6,580</b>	<b>422</b>	<b>19</b>	<b>1,278</b>	<b>8,299</b>	<b>7,882</b>	
Additions	-	736	-	-	87	823	1,391	
Deductions	-	(53)	-	-	-	(53)	(865) <sup>(4)</sup>	
Foreign currency translation adjustment	353	64	6	-	14	84	100	
<b>Gross carrying amount as at 31 March 2024</b>	<b>24,639</b>	<b>7,327</b>	<b>428</b>	<b>19</b>	<b>1,379</b>	<b>9,153</b>	<b>8,508</b>	
<b>Accumulated amortisation as at 1 April 2023</b>	<b>-</b>	<b>5,226</b>	<b>381</b>	<b>19</b>	<b>1,045</b>	<b>6,671</b>	<b>-</b>	
Amortisation for the year <sup>(5)</sup>	-	423	7	-	117	547	-	
Deductions	-	(53)	-	-	-	(53)	-	
Foreign currency translation adjustment	-	47	6	-	10	63	-	
<b>Accumulated amortisation as at 31 March 2024</b>	<b>-</b>	<b>5,643</b>	<b>394</b>	<b>19</b>	<b>1,172</b>	<b>7,228</b>	<b>-</b>	
<b>Net carrying amount as at 31 March 2024</b>	<b>24,639</b>	<b>1,684</b>	<b>34</b>	<b>-</b>	<b>207</b>	<b>1,925</b>	<b>8,508</b>	

Notes: (1) Refer note 41(b) for finance costs capitalised.

(2) Includes impairment ₹ 1,630 million, refer note 42.

(3) Includes impairment ₹ 84 million, refer note 42.

(4) Includes impairment ₹ 42 million, refer note 44.

(5) Includes impairment ₹ 26 million, refer note 44.

(6) Refer note 38(a) for disclosure of contractual commitments for the acquisition of intangible assets.



## Notes to the consolidated financial statements for the year ended 31 March 2024

### Intangible assets under development ageing schedule:

Ageing for intangible assets under development as at 31 March 2024 is as follows:

	Amount in intangible assets under development for a period of				Total
	Less than 1 year	1-2 years	2-3 years	More than 3 years	
	Projects in progress	1,210	2,025	1,189	
<b>Total intangible assets under development</b>	<b>1,210</b>	<b>2,025</b>	<b>1,189</b>	<b>4,084</b>	<b>8,508</b>

(₹ in million)

Ageing for capital work-in-progress as at 31 March 2023 is as follows:

	Amount in intangible assets under development for a period of				Total
	Less than 1 year	1-2 years	2-3 years	More than 3 years	
	Projects in progress	2,010	1,288	907	
<b>Total intangible assets under development</b>	<b>2,010</b>	<b>1,288</b>	<b>907</b>	<b>3,677</b>	<b>7,882</b>

(₹ in million)

Project execution plans are modulated basis capacity requirement and priority assessment on an annual basis and all the projects are executed as per rolling annual plan.

### Note 4 (a): Impairment testing of goodwill

For the purposes of impairment testing, goodwill is allocated to the Cash Generating Units (CGU) which represents the lowest level at which the goodwill is monitored for internal management purposes, which is not higher than the Group's operating segments.

The aggregate carrying amounts of goodwill allocated to CGU are as follows:

	As at	
	31 March 2024	31 March 2023
	Allergy Immunotherapy	1,696
Radiopharma	11,508	11,338
Generics	2,663	2,635
Contract Development and Manufacturing Organisation - Sterile Injectables	8,772	8,642
<b>Total</b>	<b>24,639</b>	<b>24,286</b>

(₹ in million)

The recoverable amount of the cash generating units was based on its value in use. The value in use of these units was determined to be higher than the carrying amount. The Group performed an analysis of the sensitivity towards change in key assumptions. Based on such analysis, the Group believes that any reasonably possible change in key assumptions on which recoverable amount of the above mentioned CGUs is based would not cause the carrying amount to exceed the recoverable amount of related CGUs.

Value in use was determined by discounting the future cash flows generated from the continuing use of the CGU. The calculation was based on the following key assumptions:

- The anticipated annual revenue growth and margin included in the cash flow projections are based on past experience, actual operating results and the 5-year business plan in all periods presented.
- The terminal growth rate represents management view on the future long-term growth rate.

	31 March 2024	31 March 2023
Allergy Immunotherapy	2%	2%
Radiopharma	2%	2%
Generics	2%-7%	2%-5%
Contract Development and Manufacturing Organisation - Sterile Injectables	2%	2%



## Notes to the consolidated financial statements for the year ended 31 March 2024

- iii. The pre-tax discount rate was estimated based on past experience and taking into consideration the industry's weighted average cost of capital.

	31 March 2024	31 March 2023
Allergy Immunotherapy	12%	13%
Radiopharma	9%	9%
Generics	10%-13%	9%-13%
Contract Development and Manufacturing Organisation – Sterile Injectables	11%	10%

- iv. The values assigned to the key assumptions represent the management's assessment of future trends in the industry and based on both internal and external sources.

### Note 5. (a) Investment in associates

(₹ in million)

	As at	
	31 March 2024	31 March 2023
<b>Investment in unquoted instruments</b>		
Sofie Biosciences, Inc.	-	2,159
SPV Laboratories Private Limited	72	77
O2 Renewable Energy XVI Private Limited	6	-
<b>Total investment in associates</b>	<b>78</b>	<b>2,236</b>

#### Details of Group's investment in Sofie Biosciences, Inc.:

The Group holds 2,937,274 Series C Preferred Stock of Sofie Biosciences, Inc. ("SOFIE"), USA representing 25% share in its fully-diluted equity. Each share of Series C Preferred Stock is convertible into one share of Common Stock. SOFIE is engaged in manufacturing and distribution of radiopharmaceuticals and has a contract manufacturing facility in the USA.

Further, as per the terms of Series C Preferred Stock Purchase Agreement ("the Agreement"), SOFIE shall pay the Company ten percent (10%) of the total EBITDA of SOFIE and its subsidiaries' entire radiopharmacy network for each calendar year commencing with 2021, subject to an annual cap of USD 3.50 million per calendar year and an aggregate cap of USD 25 million. Accordingly, during the years ended 31 March 2024 and 31 March 2023, the Company has received EBITDA share from SOFIE amounting to USD 3.24 million (₹ 270 million) and USD 1.07 million (₹ 88 million), respectively.

On 27 January 2024, SOFIE has entered into a definitive merger agreement with certain private equity funds managed by Trilantic Capital Partners North America, a US private equity firm. Consequently, the Group plans to sell its entire stake in SOFIE for aggregate proceeds of about USD 143.27 million (including "Right of First Refusal" waiver fee of USD 15.04 million and "Accelerated EBITDA share payment" of USD 23.93 million). Of this, the Group received EBITDA share from SOFIE amounting to USD 3.24 million (₹ 270 million) during the current year and USD 114.22 million (subject to certain customary adjustments at closing) is expected to be received upon completion of the merger, while receipt of balance sum of upto USD 25.81 million is contingent upon achievement of certain future milestones. The merger transaction is expected to close by 30 June 2024, subject to customary conditions and regulatory approvals. Accordingly, the Group ceased to account for the share of profit of SOFIE as an associate and the carrying value of investment as on the date of definitive merger agreement has been considered as "Asset classified as held for sale". The Group plans to use these proceeds to reduce leverage and balance for capex and other corporate purposes.

The following table summarises the financial information of SOFIE as included in its consolidated financial statements, adjusted for fair value adjustments at acquisition and differences in accounting policies, if any. The table also reconciles the summarised consolidated financial information to the carrying amount of the Group's interest in SOFIE.

## Notes to the consolidated financial statements for the year ended 31 March 2024

(₹ in million)

	As at	
	31 March 2024	31 March 2023
Non-current assets	9,085	8,712
Current assets	8,934	9,752
Non-current liabilities	(3,243)	(3,216)
Current liabilities	(6,403)	(8,058)
<b>Total equity</b>	<b>8,373</b>	<b>7,190</b>
Non-controlling interests	37	124
<b>Equity attributable to owners of SOFIE</b>	<b>8,410</b>	<b>7,314</b>
Group's share of net assets (25%)	2,103	1,828
Goodwill	336	331
	<b>2,439</b>	<b>2,159</b>
Less: Asset classified as held for sale	2,439	-
<b>Carrying amount of investment</b>	<b>-</b>	<b>2,159</b>

(₹ in million)

	For the period 1 April 2023 to 27 January 2024	For the year ended 31 March 2023
Revenue	11,442	10,047
Profit from continuing operations	1,070	111
Post-tax profit from discontinued operations	-	-
Other comprehensive income	-	-
<b>Total comprehensive income (1)</b>	<b>1,070</b>	<b>111</b>

- (1) Share of profit of equity accounted investee is computed after adjusting total comprehensive income amounting to ₹ 88 million for the period 1 April 2023 to 27 January 2024 and total comprehensive loss amounting to ₹ 69 million for the year ended 31 March 2023, attributable to non-controlling interest.

**Details of Group's investment in SPV Laboratories Private Limited:**

On 1 April 2022, the Group acquired 1,007,937 0.01% Compulsorily Convertible Preference Shares (CCPS) and 29,645 equity shares of SPV Laboratories Private Limited ("SPV") representing 25.21% of the share capital of SPV on a fully diluted basis, for a total consideration of ₹ 87 million. Each CCPS share is convertible into one equity share subject to anti-dilution as per the terms of the share subscription and shareholders' agreement. SPV is in the business of Herbal and Ayurveda formulations. There is a strong synergy between the Group and SPV with respect to Over-the-Counter (OTC) portfolio which can be explored for Research & Development, online acceleration and offline distribution.

The following table summarises the financial information of SPV as included in its consolidated financial statements, adjusted for fair value adjustments at acquisition and differences in accounting policies, if any. The table also reconciles the summarised consolidated financial information to the carrying amount of the Group's interest in SPV.



## Notes to the consolidated financial statements for the year ended 31 March 2024

(₹ in million)

	As at	
	31 March 2024	31 March 2023
Non-current assets	39	46
Current assets	55	64
Non-current liabilities	-	-
Current liabilities	(3)	(1)
<b>Total equity</b>	<b>91</b>	<b>109</b>
Non-controlling interests	-	-
<b>Equity attributable to owners of SPV</b>	<b>91</b>	<b>109</b>
Group's share of net assets (25.21%)	23	28
Goodwill	49	49
<b>Carrying amount of investment</b>	<b>72</b>	<b>77</b>

(₹ in million)

	For the year ended	
	31 March 2024	31 March 2023
Revenue	54	39
Loss from continuing operations	(17)	(43)
Post-tax profit from discontinued operations	-	-
Other comprehensive income	-	-
<b>Total comprehensive loss</b>	<b>(17)</b>	<b>(43)</b>

### Details of Group's investment in O2 Renewable Energy XVI Private Limited:

Pursuant to Security, Subscription and Shareholders Agreement ("SSSA") dated 2 January 2024, the Group has acquired 21.67% stake of O2 Renewable Energy XVI Private Limited for the purpose of setting up a Captive Generating Plant (CGP) for generation of renewable energy power (electricity) through solar and wind energy and executed through power purchase agreement. Pursuant to that, the Group has made investment of ₹ 78 million in O2 Renewable Energy XVI Private Limited, representing investment in 781,517 equity shares of ₹10 each and 70,336 0.01% Compulsorily Convertible Debenture of ₹ 1,000 each.

Further, the Group also entered in a Power Purchase Agreement ('PPA') with O2 Renewable Energy XVI Private Limited dated 2 January 2024, to procure renewable energy produced for next 25 years as per the rates negotiated in agreement. As per the SSSA, in the event of termination of the contracts or completion of the PPA term, the Company will receive nominal value of its investment without any share of profit/ loss in O2 Renewable Energy XVI Private Limited.

Accordingly, the investment amount has been amortised to give the effect of expected fixed return on such investment due to the difference in agreement rate and existing government grid rates. As the Group has significant influence, the investment has been presented as investment in associate as per Ind AS 28 "Investments in associates and joint ventures". However, the equity pick up will not be considered in consolidated financial statements.

The following table reconciles the summarised consolidated financial information to the carrying amount of the Group's interest in O2 Renewable Energy XVI Private Limited.

(₹ in million)

	As at
	31 March 2024
Non-current assets	628
Current assets	713
Non-current liabilities	(809)
Current liabilities	(348)
<b>Total equity</b>	<b>184</b>

Notes to the consolidated financial statements for the year ended 31 March 2024

	(₹ in million)
	As at
	31 March 2024
Non-controlling interests	-
<b>Equity attributable to owners of O2 Renewable Energy XVI Private Limited</b>	<b>184</b>
Group's share of net assets (21.67%)	40
Adjusted on account of the explanation provided above	34
<b>Carrying amount of investment</b>	<b>6</b>

	(₹ in million)
	For the period
	2 January 2024 to 31 March 2024
Revenue	-
Loss from continuing operations	-
Post-tax profit from discontinued operations	-
Other comprehensive income	-
<b>Total comprehensive loss</b>	<b>-</b>

**Note 5. (b) Non-current investments**

	(₹ in million)	
	As at	
	31 March 2024	31 March 2023
<b>I. Investment in equity instruments (at fair value through other comprehensive income)*</b>		
<b>Unquoted</b>		
6,569,310 (31 March 2023: 6,569,310) equity shares of ₹ 10 each		
Forum I Aviation Limited	87	90
136,291 (31 March 2023: 136,291) shares of USD 1 each		
Vaxxas Pty Ltd	55	66
500,000 (31 March 2023: 500,000) common stock of USD 0.00001 each		
Sudo Biosciences Inc	14	10
420,696 (31 March 2023: 420,696) Series A preferred stock of USD 0.00001 each		
Sudo Biosciences Inc	29	21
534,194 (31 March 2023: 534,194) common stock of USD 0.001 each		
IniPharm Inc.	11	12
2,213,933 (31 March 2023: 2,213,933) Series A preferred stock of USD 0.00001 each		
IniPharm Inc.	122	104
19,493 (31 March 2023: 19,493) common stock of GBP 0.0001 each		
DeepMirror Ltd.	3	4
400,000 (31 March 2023: 400,000) common stock of USD 0.00001 each		
V6 Therapeutics Inc.	1	1



## Notes to the consolidated financial statements for the year ended 31 March 2024

(₹ in million)

	As at	
	31 March 2024	31 March 2023
<b>II. Investment in equity instruments (at fair value through profit or loss)</b>		
<b>Unquoted</b>		
Investment in 10% of total capital of the fund		
Healthcare Ventures IX L.P.	20	19
<b>III. Investment in debt instruments (at fair value through profit or loss)</b>		
<b>Unquoted</b>		
16,456 (31 March 2023: 164,565) warrants		
Leap Therapeutics Inc.	2	1
<b>Total non-current investments</b>	<b>344</b>	<b>328</b>
Aggregate amount of quoted investments and market value thereof	-	-
Aggregate amount of unquoted investments	344	328
Aggregate amount of impairment in the value of investments	-	-

\*The Group designated this investment as equity instruments measured at FVOCI because these shares represent investment that the Group intends to hold for long-term for strategic purposes.

### Note 6. Loans

(₹ in million)

	As at			
	31 March 2024		31 March 2023	
	Current	Non-current	Current	Non-current
<b>Unsecured, considered good</b>				
Loan to employees	8	3	11	4
<b>Total loans</b>	<b>8</b>	<b>3</b>	<b>11</b>	<b>4</b>

### Note 7. Other financial assets

(₹ in million)

	As at			
	31 March 2024		31 March 2023	
	Current	Non-current	Current	Non-current
Bank deposits with more than twelve months maturity (1)	-	34	-	32
Security deposits	-	164	-	152
Receivable from related parties (refer note 36)	670	-	84	-
Insurance claims receivable	59	-	119	-
Unbilled receivables	975	-	896	-
Interest receivable	9	-	7	-
Government grant receivable (refer note 41(a))	674	-	141	-
Others	87	-	44	-
<b>Total other financial assets</b>	<b>2,474</b>	<b>198</b>	<b>1,291</b>	<b>184</b>

#### Note:

(1) ₹ 34 million (31 March 2023: ₹ 32 million) has restricted use.

## Notes to the consolidated financial statements for the year ended 31 March 2024

### Note 8. Deferred tax

Deferred income tax reflects the net tax effects of temporary difference between the carrying amount of asset and liabilities for financial reporting purposes and the amounts used for income tax purposes. Significant component of the Group's net deferred income tax are as follows:

Deferred tax assets:

(₹ in million)

	Provision for compensated absences and gratuity	Expenditure allowed on actual payment basis	Tax losses carried forward	MAT credit entitlement	Intangibles	Lease liability	Accrued expenses and other temporary differences	Total
<b>As at 1 April 2022</b>	<b>108</b>	<b>698</b>	<b>835</b>	<b>1,759</b>	<b>241</b>	<b>175</b>	<b>432</b>	<b>4,248</b>
<b>(Charged)/credited</b>								
- to consolidated statement of profit and loss	14	297	401	72	(67)	51	223	991
- to other comprehensive income	9	-	-	-	-	-	-	9
Foreign currency translation adjustment	-	104	9	-	-	10	5	128
<b>As at 31 March 2023</b>	<b>131</b>	<b>1,099</b>	<b>1,245</b>	<b>1,831</b>	<b>174</b>	<b>236</b>	<b>660</b>	<b>5,376</b>
<b>(Charged)/credited</b>								
- to consolidated statement of profit and loss	24	535	(69)	70	(50)	(17)	110	603
- to other comprehensive income	3	-	-	-	-	-	-	3
Foreign currency translation adjustment	-	22	1	-	-	2	1	26
<b>As at 31 March 2024</b>	<b>158</b>	<b>1,656</b>	<b>1,177</b>	<b>1,901</b>	<b>124</b>	<b>221</b>	<b>771</b>	<b>6,008</b>

Deferred tax liabilities:

(₹ in million)

	PPE, intangibles and right-of-use assets	Others	Total
<b>As at 1 April 2022</b>	<b>5,662</b>	<b>3</b>	<b>5,665</b>
<b>Charged/(credited)</b>			
- to consolidated statement of profit and loss	43	64	107
Foreign currency translation adjustment	391	-	391
<b>As at 31 March 2023</b>	<b>6,096</b>	<b>67</b>	<b>6,163</b>
<b>Charged/(credited)</b>			
- to consolidated statement of profit and loss	(385)	(60)	(445)
Foreign currency translation adjustment	71	-	71
<b>As at 31 March 2024</b>	<b>5,782</b>	<b>7</b>	<b>5,789</b>

Reflected in the Consolidated Balance Sheet as follows:

(₹ in million)

	As at	
	31 March 2024	31 March 2023
Deferred tax assets	2,327	2,275
Deferred tax liabilities	2,108	3,062
<b>Deferred tax (assets)/liabilities (net)</b>	<b>(219)</b>	<b>787</b>

Reconciliation of deferred tax (assets)/liabilities (net):

(₹ in million)

	For the year ended	
	31 March 2024	31 March 2023
Balance as at the commencement of the year	787	1,417
Credit during the year recognised in profit or loss	(1048)	(884)
Credit during the year recognised in OCI	(3)	(9)
Foreign currency translation adjustment	45	263
Balance as at the end of the year	<b>(219)</b>	<b>787</b>



## Notes to the consolidated financial statements for the year ended 31 March 2024

Deferred tax assets not recognised in respect of certain subsidiaries is as below:

(₹ in million)

	As at			
	31 March 2024		31 March 2023	
	Temporary differences	Deferred tax on temporary differences	Temporary differences	Deferred tax on temporary differences
Deductible temporary differences	4,849	1,031	3,843	819
Less: taxable temporary differences	2,770	582	2,206	463
<b>Net unrecognised temporary differences</b>	<b>2,079</b>	<b>449</b>	<b>1,637</b>	<b>356</b>

The Group has determined that below undistributed profits of certain subsidiaries will not be distributed in the foreseeable future:

(₹ in million)

	As at	
	31 March 2024	31 March 2023
Undistributed earnings of subsidiaries	61,029	57,035

DTA has not been recognised on temporary differences in relation to indexation benefit of investment in subsidiaries and freehold land amounting to ₹ 6,416 million (31 March 2023: ₹ 5,879 million) and ₹ 69 million (31 March 2023: ₹ 59 million) respectively, as the Group is able to control the timing of the reversal of the temporary difference and it is probable that the temporary differences will not reverse in foreseeable future.

### Expiry period of unused tax losses:

Below is the summary of unused tax losses and unabsorbed depreciation available to reduce future income taxes and the period of expiry if the same is not used:

(₹ in million)

Tax jurisdictions	As at			
	31 March 2024		31 March 2023	
	Unused tax losses	Period of expiry	Unused tax losses	Period of expiry
India - tax losses	14	2027 to 2032	11	2027 to 2031
India - unabsorbed depreciation	1	Indefinite period	4	Indefinite period
United States	3,230	Indefinite period	2,386	Indefinite period
Belgium	286	Indefinite period	267	Indefinite period
Australia	2	Indefinite period	2	Indefinite period

**Tax related contingencies:** Refer note 37.

### Note 9. Other non-current assets

(₹ in million)

	As at	
	31 March 2024	31 March 2023
Capital advances	1,541	981
Prepaid expenses	71	-
Others	8	9
<b>Total other non-current assets</b>	<b>1,620</b>	<b>990</b>



## Notes to the consolidated financial statements for the year ended 31 March 2024

**Note 10. Inventories**

(₹ in million)

	As at	
	31 March 2024	31 March 2023
Raw materials *	4,388	4,543
Work-in-progress	3,500	4,534
Finished goods *	2,808	2,503
Stock-in-trade *	459	442
Stores and spares *	1,741	1,783
<b>Total inventories</b>	<b>12,896</b>	<b>13,805</b>
* Goods in transit included in the above		
Raw materials	142	217
Finished goods	167	85
Stock-in-trade	20	14
Stores and spares	1	-
<b>Total goods in transit</b>	<b>330</b>	<b>316</b>
Total write down of inventories recognised during the year#	<b>989</b>	<b>1,385</b>

# represents amount recognised as an expense pursuant to discards and write down to net realisable value during the year and included in cost of sales.

**Note 11. Trade receivables**

(₹ in million)

	As at	
	31 March 2024	31 March 2023
<b>Unsecured and current</b>		
Trade receivables - considered good	9,101	9,606
Receivables from related parties - considered good (refer note 36)	58	6
Trade receivables - credit impaired	668	505
Less: Expected credit loss allowance (refer note 33)	(668)	(505)
<b>Total trade receivables</b>	<b>9,159</b>	<b>9,612</b>

**Trade receivables ageing schedule as at 31 March 2024:**

(₹ in million)

	Not due	Outstanding for following periods from due date of payment					Total
		Less than 6 Months	6 months - 1 year	1-2 years	2-3 years	More than 3 years	
Undisputed trade receivables – considered good	5,702	2,957	128	371	1	-	9,159
Undisputed trade receivables – credit impaired	3	26	32	471	63	65	660
Disputed trade receivables – credit impaired	-	-	-	-	-	8	8
	<b>5,705</b>	<b>2,983</b>	<b>160</b>	<b>842</b>	<b>64</b>	<b>73</b>	<b>9,827</b>
Less: Expected credit loss allowance							(668)
<b>Total trade receivables</b>							<b>9,159</b>



## Notes to the consolidated financial statements for the year ended 31 March 2024

### Trade receivables ageing schedule as at 31 March 2023:

(₹ in million)

	Not due	Outstanding for following periods from due date of payment					Total
		Less than 6 Months	6 months - 1 year	1-2 years	2-3 years	More than 3 years	
Undisputed trade receivables – considered good	6,534	2,458	563	56	-	1	9,612
Undisputed trade receivables – credit impaired	2	3	161	180	18	127	491
Disputed trade receivables – credit impaired	-	-	3	-	1	10	14
	<b>6,536</b>	<b>2,461</b>	<b>727</b>	<b>236</b>	<b>19</b>	<b>138</b>	<b>10,117</b>
Less: Expected credit loss allowance							(505)
<b>Total trade receivables</b>							<b>9,612</b>

### Note 12. (a) Cash and cash equivalents

(₹ in million)

	As at	
	31 March 2024	31 March 2023
<b>Balances with banks</b>		
- current accounts	9,020	9,927
- dividend accounts	25	31
- deposit accounts with original maturity up to three months	507	148
<b>Cash on hand</b>	-	1
<b>Others</b>		
- Funds in transit	12	32
<b>Total cash and cash equivalents (1)</b>	<b>9,564</b>	<b>10,139</b>

#### Note:

(1) ₹ 25 million (31 March 2023: ₹ 503 million) has restricted use.

### Note 12. (b) Other bank balances

(₹ in million)

	As at	
	31 March 2024	31 March 2023
Deposits accounts with maturity up to twelve months from the reporting date	4	4
<b>Total other bank balances (1)</b>	<b>4</b>	<b>4</b>

#### Note:

(1) ₹ 4 million (31 March 2023: ₹ 4 million) has restricted use.

### Note 13. Other current assets

(₹ in million)

	As at	
	31 March 2024	31 March 2023
Prepaid expenses	910	900
Recoverable from/balance with government authorities	955	1,211
Advance to employees	33	69
Advance for supply of goods and services	142	410
Others	10	56
<b>Total other current assets</b>	<b>2,050</b>	<b>2,646</b>

## Notes to the consolidated financial statements for the year ended 31 March 2024

**Note 14. Equity share capital**

(₹ in million)

	As at	
	31 March 2024	31 March 2023
<b>Authorised</b>		
1,430,200,000 (31 March 2023 : 1,430,200,000) equity shares of ₹ 1 each	1,430	1,430
	<b>1,430</b>	<b>1,430</b>
<b>Issued and subscribed</b>		
159,313,139 (31 March 2023 : 159,313,139) equity shares of ₹ 1 each	159	159
	<b>159</b>	<b>159</b>
<b>Paid up capital</b>		
159,281,139 (31 March 2023 : 159,281,139) equity shares of ₹ 1 each	159	159
Add: Equity shares forfeited (paid up)	_*	_*
	<b>159</b>	<b>159</b>
Less: 930,402 (31 March 2023: 209,457) treasury shares held in trust for employees under ESOP scheme (refer note 46(a))	(1)	_*
	<b>158</b>	<b>159</b>

\* Rounded off to the nearest million.

**Movement in equity share capital:**

	As at 31 March 2024		As at 31 March 2023	
	Number	₹ in million	Number	₹ in million
<b>At the commencement and at the end of the year</b>	159,281,139	159	159,281,139	159

**Terms and rights attached to equity shares:**

The Company has only one class of shares referred to as equity shares having par value of ₹ 1 each. Holder of each equity share is entitled to one vote per share. In the event of liquidation of the Company, the holders of equity shares will be entitled to receive any of the remaining assets of the Company, after distribution of all preferential amounts. The distribution will be in proportion to the number of equity shares held by the shareholders.

**Details of shareholders holding more than 5% shares in the Company:**

Equity shares of ₹ 1 each fully paid-up held by	31 March 2024		31 March 2023	
	Number	% of total shares	Number	% of total shares
SPB Trustee Company Private Limited & SS Trustee Company Private Limited (Jointly on behalf of Shyam Sunder Bhartia Family Trust)	32,686,161	20.52%	32,686,161	20.52%
HSB Trustee Company Private Limited & HS Trustee Company Private Limited (Jointly on behalf of Hari Shanker Bhartia Family Trust)	30,257,475	19.00%	30,257,475	19.00%



## Notes to the consolidated financial statements for the year ended 31 March 2024

### Disclosure of shareholding of promoters:

Shareholding of promoters as at 31 March 2024 is as follows:

Promoter name	31 March 2024		31 March 2023		% change during the year
	Number of shares	% of total shares	Number of shares	% of total shares	
- Mr. Hari Shanker Bhartia	360,885	0.23%	360,885	0.23%	-
- Ms. Kavita Bhartia	10,285	0.01%	10,285	0.01%	-
- Mr. Priyavrat Bhartia	1,398,010	0.88%	1,398,010	0.88%	-
- Mr. Shamit Bhartia	129,245	0.08%	129,245	0.08%	-
- Jaytee Private Limited	7,600	0.00%	7,600	0.00%	-
- Nikita Resources Private Limited	3,504,540	2.20%	3,504,540	2.20%	-
- HSB Trustee Company Private Limited & HS Trustee Company Private Limited (Jointly on behalf of Hari Shanker Bhartia Family Trust)	30,257,475	19.00%	30,257,475	19.00%	-
- SPB Trustee Company Private Limited & SS Trustee Company Private Limited (Jointly on behalf of Shyam Sunder Bhartia Family Trust)	32,686,161	20.52%	32,686,161	20.52%	-
- MAV Management Advisors LLP	5,011,400	3.15%	5,011,400	3.15%	-
- Jubilant Enpro Private Limited	2,116,000	1.33%	2,116,000	1.33%	-
- Mr. Shyam Sunder Bhartia	5,000	0.00%	5,000	0.00%	-
- Miller Holdings Pte. Limited	5,230,455	3.28%	5,230,455	3.28%	-
<b>Total</b>	<b>80,717,056</b>	<b>50.68%</b>	<b>80,717,056</b>	<b>50.68%</b>	<b>-</b>

Shareholding of promoters as at 31 March 2023 is as follows:

Promoter name	31 March 2023		31 March 2022		% change during the year
	Number of shares	% of total shares	Number of shares	% of total shares	
- Mr. Hari Shanker Bhartia	360,885	0.23%	360,885	0.23%	-
- Ms. Kavita Bhartia	10,285	0.01%	10,285	0.01%	-
- Mr. Priyavrat Bhartia	1,398,010	0.88%	3,085	0.00%	0.88%
- Mr. Shamit Bhartia	129,245	0.08%	129,245	0.08%	-
- Jaytee Private Limited	7,600	0.00%	7,600	0.00%	-
- Nikita Resources Private Limited	3,504,540	2.20%	3,504,540	2.20%	-
- HSB Trustee Company Private Limited & HS Trustee Company Private Limited (Jointly on behalf of Hari Shanker Bhartia Family Trust)	30,257,475	19.00%	30,257,475	19.00%	-
- SPB Trustee Company Private Limited & SS Trustee Company Private Limited (Jointly on behalf of Shyam Sunder Bhartia Family Trust)	32,686,161	20.52%	32,686,161	20.52%	-
- MAV Management Advisors LLP	5,011,400	3.15%	5,011,400	3.15%	-
- Jubilant Enpro Private Limited	2,116,000	1.33%	2,116,000	1.33%	-
- Mr. Shyam Sunder Bhartia	5,000	0.00%	1,399,925	0.88%	(0.88%)
- Miller Holdings Pte. Limited	5,230,455	3.28%	5,230,455	3.28%	-
<b>Total</b>	<b>80,717,056</b>	<b>50.68%</b>	<b>80,717,056</b>	<b>50.68%</b>	<b>-</b>

## Notes to the consolidated financial statements for the year ended 31 March 2024

**Note 15. Nature and purpose of other equity**

- Capital reserve*

Accumulated capital surplus not available for distribution of dividend and expected to remain invested permanently. This includes the excess of cost of treasury shares purchased from secondary market over the face value of such shares. This also includes reserves arising on transaction with non-controlling interest.
- Capital redemption reserve*

Capital redemption reserve represents the unutilized accumulated amount set aside at the time of redemption of shares. This reserve is utilised in accordance with the provisions of the Act.
- Amalgamation reserve*

Amalgamation reserve represents the unutilized accumulated surplus/(deficit) created at the time of amalgamation of another company with the Company. This reserve is not available for distribution of dividend and is expected to remain invested permanently.
- Legal reserve*

This represents the statutory reserves created based on the requirements of local regulations. This reserve is not available for distribution.
- Share based payment reserve*

The fair value of the equity settled share based payment transactions with employees is recognised in Consolidated Statement of Profit and Loss with corresponding credit to share based payment reserve.
- Retained earnings*

Retained earnings represent the amount of accumulated earnings of the Group and re-measurement differences on defined benefit plans.
- Equity instrument through OCI*

The Group has elected to recognise changes in the fair value of certain investments in equity securities in other comprehensive income. These changes are accumulated within the equity instrument through OCI within equity. The Group transfers amount therefrom to retained earnings when the relevant equity securities are derecognised.
- Foreign currency translation reserve*

Exchange differences arising on translation of the foreign operations are recognised in other comprehensive income as described in accounting policy and accumulated in a separate reserve within equity. The cumulative amount is reclassified to profit or loss when the Group disposes or partially disposes off its interest in a foreign operation through sale, liquidation, repayment of share capital or abandonment of all, or part of, that entity.

**Note 16 (A): Non-current borrowings**

(₹ in million)

	As at	
	31 March 2024	31 March 2023
<b>Term loans</b>		
<b>From banks</b>		
Indian rupee loans (secured)	1,572	1,512
Foreign currency loans (unsecured)	28,678	28,453
<b>From other parties</b>		
Indian rupee loans (secured)	500	-
Foreign currency loans (secured)	921	1,139
<b>Total non-current borrowings</b>	<b>31,671</b>	<b>31,104</b>
Add: Current maturities of non-current borrowings (refer note 16(B))	505	414
<b>Total non-current borrowings (including current maturities)</b>	<b>32,176</b>	<b>31,518</b>



## Notes to the consolidated financial statements for the year ended 31 March 2024

### Note 16 (B): Current borrowings

(₹ in million)

	As at	
	31 March 2024	31 March 2023
Current maturities of non-current borrowings (refer note 16(A))	505	414
<b>Working capital loans</b>		
<b>From banks</b>		
Secured	1,965	2,583
<b>Total current borrowings</b>	<b>2,470</b>	<b>2,997</b>

#### 16.1 Nature of security and other terms of repayment of borrowings as at 31 March 2024

- 16.1.1 Unsecured term loans amounting to USD 350.00 million (₹ 29,191 million), carrying interest rate of SOFR+1.96%, is repayable in 3 half yearly installments from July 2026. The interest rate varies basis compliance with contractually agreed sustainability linked conditions.
- 16.1.2 Secured term loan amounting to USD 13.85 million (₹ 1,156 million) is secured by way of security interest in and to the equipment financed through such term loan. The term loan carries interest rate of 1.8576% per annum and is repayable in monthly installments ending in December 2028.
- 16.1.3 Indian rupee term loans amounting to ₹ 1,342 million from The Hongkong and Shanghai Banking Corporation Limited are secured by a first pari-passu charge on all movable assets, both present and future, of Jubilant Biosys Limited. Term loan of ₹ 1,000.00 million is repayable in 16 equal quarterly installments from March 2025 and balance is repayable in 16 equal quarterly installments from March 2023. The loan carry floating interest rate of T-Bill+1.75%. During the year ended 31 March 2024, the loans carry interest rate ranging from 8.84% to 9.54% per annum.
- 16.1.4 Indian rupee term loan amounting to ₹ 500 million from HDFC Bank Limited is secured by a first pari-passu charge on all plant and machinery and movable assets, both present and future, of Jubilant Pharmova Limited. The loan is repayable in 16 quarterly installments from November 2024. The loan carry floating interest rate of T-Bill+1.17%. During the year ended 31 March 2024, the loans carry interest rate ranging from 7.60% to 8.10% per annum.
- 16.1.5 Indian rupee term loans amounting to ₹ 500 million from Bajaj Finance Limited are secured by a first pari-passu charge on all movable fixed assets, both present and future, of Jubilant Pharmova Limited. The loan is repayable in 16 equal quarterly installments from December 2025. The loan carry floating interest rate of Repo rate +1.85%. During the year ended 31 March 2024, the loans carry interest rate ranging from 8.20% to 8.70% per annum.
- 16.1.6 Indian rupee working capital facilities (including cash credit) sanctioned by banks are secured by a first charge by way of hypothecation, ranking pari-passu inter-se banks, of certain book debts and receivables and inventories, both present and future, of the Group wherever the same may be or be held. Working capital facilities carry interest rate ranging from 7.10% to 9.50% per annum and are repayable as per terms of the agreement within one year.

#### 16.2 Nature of security and other terms of repayment of borrowings as at 31 March 2023

- 16.2.1 Unsecured term loans amounting to USD 350.00 million (₹ 28,759 million), carrying interest rate of SOFR+1.98%, is repayable in 3 half yearly installments from July 2026. The interest rate varies basis compliance with contractually agreed sustainability linked conditions.
- 16.2.2 Secured term loan amounting to USD 16.62 million (₹ 1,365 million) is secured by way of security interest in and to the equipment financed through such term loan. The term loan carries interest rate of 1.8576% per annum and is repayable in monthly installments ending in December 2028.
- 16.2.3 Indian rupee term loans amounting to ₹ 1,700 million from The Hongkong and Shanghai Banking Corporation Limited are secured by a first pari-passu charge on all movable assets, both present and future, of Jubilant Biosys Limited. Term loan of ₹ 1,000 million is repayable in 16 equal quarterly installments from March 2025 and balance is repayable in 16 equal quarterly installments from March 2023. The loan carry floating interest rate of T-Bill+2.73%. During the year ended 31 March 2023, the loans carry interest rate ranging from 7.10% to 9.54% per annum.

## Notes to the consolidated financial statements for the year ended 31 March 2024

16.2.4 Indian rupee working capital facilities (including cash credit) sanctioned by banks are secured by a first charge by way of hypothecation, ranking pari-passu inter-se banks, of certain book debts and receivables and inventories, both present and future, of the Group wherever the same may be or be held. Working capital facilities carry interest rate ranging from 4.04% to 9.25% per annum and are repayable as per terms of the agreement within one year.

**16.3 Assets pledged as security**

Assets with following carrying amounts are pledged as collateral/security against loans and borrowings at year end:

(₹ in million)

	As at	
	31 March 2024	31 March 2023
Property, plant and equipment	7,532	3,441
Inventories	3,972	4,785
Financial assets	3,896	4,022
	<b>15,400</b>	<b>12,248</b>

The quarterly stock statement filed by the Group with banks in respect to borrowings secured against current assets is in agreement with the books of account of the Group.

**16.4 Reconciliation of movements of liabilities (borrowings, lease liabilities and interest accrued) to cash flows arising from financing activities:**

(₹ in million)

	31 March 2024	31 March 2023
<b>As at the beginning of the year</b>	36,825	32,051
Movement due to cash transactions as per the consolidated statement of cash flows	(3,253)	(726)
Movement due to:		
- Finance cost expensed (including exceptional items)	2,723	2,450
- Finance cost capitalised	94	93
- Lease liabilities	380	427
- Foreign exchange movement	482	2,541
- Debt fee	(358)	-
- Unwinding of discount on decommissioning provisions	(8)	(11)
<b>As at the end of the year</b>	<b>36,885</b>	<b>36,825</b>

**Note 17. Provisions**

(₹ in million)

	As at			
	31 March 2024		31 March 2023	
	Current	Non-current	Current	Non-current
<b>Unsecured, considered good</b>				
Provision for employee benefits (refer note 31)	485	532	573	463
Decommissioning provisions	-	469	-	459
Provision for sales return	179	-	210	-
<b>Total provisions</b>	<b>664</b>	<b>1,001</b>	<b>783</b>	<b>922</b>



## Notes to the consolidated financial statements for the year ended 31 March 2024

The following table presents the movement in the decommissioning provisions during the year:

(₹ in million)

	For the year ended	
	31 March 2024	31 March 2023
<b>Balance at the beginning of the year</b>	<b>459</b>	<b>445</b>
Provision made during the year (net of reversal)	-	(20)
Unwinding of discount	8	11
Utilised during the year	(5)	(14)
Foreign currency translation adjustment	7	37
<b>Balance at the end of the year</b>	<b>469</b>	<b>459</b>

Decommissioning provision arises from regulatory and contractual requirements to perform certain asset disposal activities at the time that certain leased premises are vacated and certain machinery and equipment is disposed off.

The following table presents the movement in the provisions for sales return during the year:

(₹ in million)

	For the year ended	
	31 March 2024	31 March 2023
<b>Balance at the beginning of the year</b>	<b>210</b>	<b>296</b>
Provisions made during the year (net of reversal)	240	93
Credits issued during the year	(274)	(200)
Foreign currency translation adjustments	3	21
<b>Balance at the end of the year</b>	<b>179</b>	<b>210</b>

### Note 18. Trade payables

(₹ in million)

	As at	
	31 March 2024	31 March 2023
<b>Current</b>		
Total outstanding dues of micro enterprises and small enterprises (refer note 30)	138	176
Total outstanding dues of creditors other than micro enterprises and small enterprises	8,425	8,037
<b>Total trade payables</b>	<b>8,563</b>	<b>8,213</b>
Amount payable to related parties included in the above (refer note 36)	148	109

Trade payables ageing schedule as at 31 March 2024:

(₹ in million)

	Unbilled	Not due	Outstanding for following periods from due date of payment				Total
			Less than 1 year	1-2 years	2-3 years	More than 3 years	
Micro enterprises and small enterprises	55	73	10	-	-	-	138
Other than micro enterprises and small enterprises	3,342	1,842	3,037	171	19	14	8,425
Disputed dues - micro enterprises and small enterprises	-	-	-	-	-	-	-
Disputed dues - other than micro enterprises and small enterprises	-	-	-	-	-	-	-
<b>Total trade payables</b>	<b>3,397</b>	<b>1,915</b>	<b>3,047</b>	<b>171</b>	<b>19</b>	<b>14</b>	<b>8,563</b>



## Notes to the consolidated financial statements for the year ended 31 March 2024

## Trade payables ageing schedule as at 31 March 2023:

(₹ in million)

	Unbilled	Not due	Outstanding for following periods from due date of payment				Total
			Less than 1 year	1-2 years	2-3 years	More than 3 years	
Micro enterprises and small enterprises	12	103	61	-	-	-	176
Other than micro enterprises and small enterprises	2,606	1,559	3,794	62	5	11	8,037
Disputed dues - micro enterprises and small enterprises	-	-	-	-	-	-	-
Disputed dues - other than micro enterprises and small enterprises	-	-	-	-	-	-	-
<b>Total trade payables</b>	<b>2,618</b>	<b>1,662</b>	<b>3,855</b>	<b>62</b>	<b>5</b>	<b>11</b>	<b>8,213</b>

## Note 19. Other financial liabilities

(₹ in million)

	As at	
	31 March 2024	31 March 2023
<b>Non-current</b>		
Employee benefits payable	10	19
Debt fee payable	178	-
<b>Total other non-current financial liabilities</b>	<b>188</b>	<b>19</b>
<b>Current</b>		
Interest accrued	245	57
Unpaid dividend	25	31
Capital creditors *	2,370	1,592
Employee benefits payable	1,929	1,657
Debt fee payable	84	-
Other payables	17	18
<b>Total other current financial liabilities</b>	<b>4,670</b>	<b>3,355</b>

\* Includes outstanding dues of micro enterprises and small enterprises of ₹ 23 million (31 March 2023: ₹ 12 million), refer note 30.

## Note 20. Other liabilities

(₹ in million)

	As at	
	31 March 2024	31 March 2023
<b>Non-current</b>		
Contract liabilities	22	26
Deferred income - government grant	5,416	2,659
<b>Total other non-current liabilities</b>	<b>5,438</b>	<b>2,685</b>
<b>Current</b>		
Contract liabilities	865	711
Deferred income - government grant	133	8
Statutory dues payables	634	499
<b>Total other current liabilities</b>	<b>1,632</b>	<b>1,218</b>



## Notes to the consolidated financial statements for the year ended 31 March 2024

### Note 21. Revenue from operations

(₹ in million)

	For the year ended	
	31 March 2024	31 March 2023
Sale of products	50,436	45,194
Sale of services	16,012	16,999
Other operating revenue (refer note 41(a))	581	624
<b>Total revenue from operations</b>	<b>67,029</b>	<b>62,817</b>

### Disaggregation of revenue

In the following table, revenue from sale of product and services is disaggregated by primary geographical market and major products/service lines.

(₹ in million)

	For the year ended 31 March 2024							Total
	Radiopharma	Allergy Immunotherapy	Contract Development and Manufacturing Organisation - Sterile Injectables	Generics	Contract Research, Development and Manufacturing Organisation	Proprietary Novel Drugs	Management Services	
<b>Primary geographical markets</b>								
- India	-	-	-	499	669	-	383	1,551
- Americas and Europe	29,648	6,737	11,042	5,544	6,945	-	-	59,916
- Rest of the world	188	49	129	1,624	2,991	-	-	4,981
<b>Total</b>	<b>29,836</b>	<b>6,786</b>	<b>11,171</b>	<b>7,667</b>	<b>10,605</b>	<b>-</b>	<b>383</b>	<b>66,448</b>
<b>Major products/service lines</b>								
- Radiopharmaceuticals (including radiopharmacies)	29,836	-	-	-	-	-	-	29,836
- Contract manufacturing operations	-	-	11,171	-	-	-	-	11,171
- Allergy therapy products	-	6,786	-	-	-	-	-	6,786
- Solid dosage formulations	-	-	-	7,189	-	-	-	7,189
- Active pharmaceutical ingredients	-	-	-	-	6,150	-	-	6,150
- Contract Research and Development Services	-	-	-	-	4,455	-	-	4,455
- India branded pharmaceuticals	-	-	-	478	-	-	-	478
- Proprietary Novel Drugs	-	-	-	-	-	-	-	-
- Management Services	-	-	-	-	-	-	383	383
<b>Total</b>	<b>29,836</b>	<b>6,786</b>	<b>11,171</b>	<b>7,667</b>	<b>10,605</b>	<b>-</b>	<b>383</b>	<b>66,448</b>

Notes to the consolidated financial statements for the year ended 31 March 2024

(₹ in million)

	For the year ended 31 March 2023							Total
	Radiopharma	Allergy Immunotherapy	Contract Development and Manufacturing Organisation - Sterile Injectables	Generics	Contract Research, Development and Manufacturing Organisation	Proprietary Novel Drugs	Management Services	
<b>Primary geographical markets</b>								
- India	-	-	-	358	911	-	218	1,487
- Americas and Europe	25,094	5,945	11,366	5,479	7,809	38	-	55,731
- Rest of the world	247	82	181	1,714	2,751	-	-	4,975
<b>Total</b>	<b>25,341</b>	<b>6,027</b>	<b>11,547</b>	<b>7,551</b>	<b>11,471</b>	<b>38</b>	<b>218</b>	<b>62,193</b>
<b>Major products/service lines</b>								
- Radiopharmaceuticals (including radiopharmacies)	25,341	-	-	-	-	-	-	25,341
- Contract manufacturing operations	-	-	11,547	-	-	-	-	11,547
- Allergy therapy products	-	6,027	-	-	-	-	-	6,027
- Solid dosage formulations	-	-	-	7,199	-	-	-	7,199
- Active pharmaceutical ingredients	-	-	-	-	6,268	-	-	6,268
- Contract Research and Development Services	-	-	-	-	5,203	-	-	5,203
- India branded pharmaceuticals	-	-	-	352	-	-	-	352
- Proprietary Novel Drugs	-	-	-	-	-	38	-	38
- Management Services	-	-	-	-	-	-	218	218
<b>Total</b>	<b>25,341</b>	<b>6,027</b>	<b>11,547</b>	<b>7,551</b>	<b>11,471</b>	<b>38</b>	<b>218</b>	<b>62,193</b>

Reconciliation of the disaggregated revenue with the Group's reportable segments (refer note 35)

(₹ in million)

	For the year ended 31 March 2024							Total
	Radiopharma	Allergy Immunotherapy	Contract Development and Manufacturing Organisation - Sterile Injectables	Generics	Contract Research, Development and Manufacturing Organisation	Proprietary Novel Drugs	Management Services	
Revenue from sale of products and services	29,836	6,786	11,171	7,667	10,605	-	383	66,448
Other operating revenue	177	-	-	79	325	-	-	581
<b>Total</b>	<b>30,013</b>	<b>6,786</b>	<b>11,171</b>	<b>7,746</b>	<b>10,930</b>	<b>-</b>	<b>383</b>	<b>67,029</b>

(₹ in million)

	For the year ended 31 March 2023							Total
	Radiopharma	Allergy Immunotherapy	Contract Development and Manufacturing Organisation - Sterile Injectables	Generics	Contract Research, Development and Manufacturing Organisation	Proprietary Novel Drugs	Management Services	
Revenue from sale of products and services	25,341	6,027	11,547	7,551	11,471	38	218	62,193
Other operating revenue	183	-	-	64	377	-	-	624
<b>Total</b>	<b>25,524</b>	<b>6,027</b>	<b>11,547</b>	<b>7,615</b>	<b>11,848</b>	<b>38</b>	<b>218</b>	<b>62,817</b>



## Notes to the consolidated financial statements for the year ended 31 March 2024

### Contract balances

(₹ in million)

	As at		
	31 March 2024	31 March 2023	1 April 2022
Trade receivables	9,159	9,612	9,280
Unbilled receivables	975	896	634
Contract liabilities	887	737	933

The amount of ₹ 479 million and ₹ 556 million recognised in contract liabilities at the beginning of the year has been recognised as revenue for the years ended 31 March 2024 and 31 March 2023, respectively.

Reconciliation of revenue recognised with the contracted price is as follows:

(₹ in million)

	For the year ended	
	31 March 2024	31 March 2023
Contracted price	72,997	69,313
Reductions towards variable consideration components	(6,549)	(7,120)
<b>Revenue recognised</b>	<b>66,448</b>	<b>62,193</b>

The reduction towards variable consideration primarily comprises of volume discounts, price discounts.

Unsatisfied (or partially satisfied) performance obligations are subject to variability due to several factors such as terminations, changes in scope of contracts, periodic revalidations of the estimates, economic factors (changes in currency rates, tax laws etc.). The aggregate value of transaction price allocated to unsatisfied (or partially satisfied) performance obligations, excluding those where original expected duration of one year or less, amounts to ₹ 2,264 million (31 March 2023: ₹ 702 million) majority of which is expected to be recognised as revenue in the next two years.

### Note 22. Other income

(₹ in million)

	For the year ended	
	31 March 2024	31 March 2023
Interest income	261	98
Gain on investments at fair value through profit or loss	2	-
Distribution received from associate	270	-
Net foreign exchange gain	-	172
Other non-operating income	154	113
<b>Total other income</b>	<b>687</b>	<b>383</b>

### Note 23. Cost of materials consumed

(₹ in million)

	For the year ended	
	31 March 2024	31 March 2023
Raw materials consumed	18,213	16,664
<b>Total cost of materials consumed</b>	<b>18,213</b>	<b>16,664</b>

## Notes to the consolidated financial statements for the year ended 31 March 2024

**Note 24. Changes in inventories of finished goods, stock-in-trade and work-in-progress**

(₹ in million)

	For the year ended	
	31 March 2024	31 March 2023
<b>Opening balance</b>		
Work-in progress	4,534	3,793
Finished goods	2,503	2,766
Stock-in-trade	442	380
<b>Total opening balance</b>	<b>7,479</b>	<b>6,939</b>
<b>Closing balance</b>		
Work-in progress	3,500	4,534
Finished goods	2,808	2,503
Stock-in-trade	459	442
<b>Total closing balance</b>	<b>6,767</b>	<b>7,479</b>
Foreign currency translation adjustment	70	133
<b>Total changes in inventories of finished goods, stock-in-trade and work-in-progress</b>	<b>782</b>	<b>(407)</b>

**Note 25. Employee benefits expense**

(₹ in million)

	For the year ended	
	31 March 2024	31 March 2023
Salaries, wages, bonus, gratuity and allowances	18,674	18,070
Contribution to provident fund and other funds	1,812	1,787
Employee share-based payment expense	85	37
Staff welfare expenses	1,589	1,766
<b>Total employee benefits expense</b>	<b>22,160</b>	<b>21,660</b>

**Note 26. Finance costs**

(₹ in million)

	For the year ended	
	31 March 2024	31 March 2023
Interest expense	2,564	1,686
Other finance costs	159	196
<b>Total finance costs</b>	<b>2,723</b>	<b>1,882</b>

**Note:**

(1) Refer note 41(b) for finance costs capitalised.

**Note 27. Depreciation, amortisation and impairment expense**

(₹ in million)

	For the year ended	
	31 March 2024	31 March 2023
Depreciation of property, plant and equipment	2,721	2,527
Depreciation of right-of-use assets	577	634
Amortisation and impairment of intangible assets (refer note 42)	521	2,379
<b>Total depreciation, amortisation and impairment expense</b>	<b>3,819</b>	<b>5,540</b>



## Notes to the consolidated financial statements for the year ended 31 March 2024

### Note 28. Other expenses

(₹ in million)

	For the year ended	
	31 March 2024	31 March 2023
Power and fuel	1,489	1,667
Consumption of stores and spares and packing materials	2,814	3,449
Processing charges	140	203
Rental charges	49	78
Rates and taxes	1,051	868
Insurance	452	431
Advertisement, publicity and sales promotion	664	413
Travel and conveyance	636	604
Repairs and maintenance:		
i. Plant and machinery	812	787
ii. Buildings	608	612
iii. Others	686	638
Office expenses	374	381
Vehicle running and maintenance	172	122
Printing and stationery	107	114
Telephone and communication charges	208	207
Staff recruitment and training	270	365
Donation [including corporate social responsibility expenditure (refer note 40)]	53	84
Payments to statutory auditors	11	11
Legal and professional fees	1,592	1,582
Freight and forwarding (including ocean freight)	610	720
Subscription	167	160
Claims and other selling expenses	505	89
Commission on sales	364	394
Loss on disposal of property, plant and equipment (net)	-	27
Loss on investments at fair value through profit or loss	-	50
Net foreign exchange loss	42	-
Miscellaneous expenses	578	560
<b>Total other expenses</b>	<b>14,454</b>	<b>14,616</b>

### Note 29. Income tax

The major components of income tax expense for the years ended 31 March 2024 and 31 March 2023 are:

(₹ in million)

	For the year ended	
	31 March 2024	31 March 2023
<b>Profit or loss section</b>		
<b>Current tax:</b>		
Current tax charge for the year	2,003	1,888
Adjustments in respect of current income tax of previous years	23	(77)
	<b>2,026</b>	<b>1,811</b>
<b>Deferred tax:</b>		
Deferred tax credit for the year	(1,029)	(997)
Adjustments in respect of deferred tax of previous years	(19)	113
	<b>(1,048)</b>	<b>(884)</b>
<b>Income tax expense</b>	<b>978</b>	<b>927</b>

## Notes to the consolidated financial statements for the year ended 31 March 2024

(₹ in million)

	For the year ended	
	31 March 2024	31 March 2023
<b>Other comprehensive income section</b>		
<b>Current tax:</b>		
Current tax charge for the year	14	-
	<b>14</b>	<b>-</b>
<b>Deferred tax:</b>		
Tax credit related to items that will not be reclassified to profit or loss	(3)	(9)
Tax related to items that will be reclassified to profit or loss	-	-
	<b>(3)</b>	<b>(9)</b>
<b>Income tax expense/(benefit)</b>	<b>11</b>	<b>(9)</b>

**Reconciliation between average effective tax rate and applicable tax rate for the year:**

(₹ in million)

	For the year ended	
	31 March 2024	31 March 2023
Profit before tax	1,705	278
At statutory income tax rate 34.944% (31 March 2023: 34.944%)	596	97
- Effect of non-deductible expenses and exempt income	371	625
- Incremental allowance for research and development and other capital expenditure	(35)	(11)
- Effect of prior year taxes	4	36
- Unrecognised deferred tax (including MAT credit)	(4)	116
- Differences in other countries tax rates	98	168
- Effect of change in tax rate	(6)	(97)
- Others	(46)	(7)
<b>Income tax expense reported in the Consolidated Statement of Profit and Loss</b>	<b>978</b>	<b>927</b>

**Note 30. Micro, small and medium enterprises**

(₹ in million)

	As at	
	31 March 2024	31 March 2023
The principal amount remaining unpaid to any supplier as at the end of the year	161	188
The interest due on principal amount remaining unpaid to any supplier as at the end of the year	-	-
The amount of interest paid by the Company in terms of section 16 of the Micro, Small and Medium Enterprises Development Act, 2006 (MSMED Act), along with the amount of the payment made to the supplier beyond the appointed day during the year	-	-
The amount of interest due and payable for the period of delay in making payment (which have been paid but beyond the appointed day during the year) but without adding the interest specified under the MSMED Act	-	-
The amount of interest accrued and remaining unpaid at the end of the year	-	-
The amount of further interest remaining due and payable even in the succeeding years, until such date when the interest dues as above are actually paid to the small enterprise, for the purpose of disallowance as a deductible expenditure under the MSMED Act	-	-



## Notes to the consolidated financial statements for the year ended 31 March 2024

The information as required to be disclosed in relation to micro, small and medium enterprises has been determined to the extent such parties have been identified on the basis of information available with the Indian entities.

### Note 31. Employee benefits in respect of the Group have been calculated as under:

#### (A) Defined Contribution Plans

The Group entities located in India and Singapore have certain defined contribution plan such as provident fund, employee state insurance, employee pension scheme wherein specified percentage is contributed to these plans. During the year, the Group has contributed following amounts to:

	(₹ in million)	
	For the year ended	
	31 March 2024	31 March 2023
Employer's contribution to provident fund	129	141
Employer's contribution to employee's pension scheme	45	54
Employer's contribution to employee state insurance	5	3

#### Foreign Subsidiaries

- a. The Group entities located in United States of America have a 401(k) plan, where eligible employees are permitted to participate in the defined contribution plan. Participants may voluntarily contribute eligible pre-tax and post-tax compensation of up to 100% of their annual compensation in accordance with the annual limits as determined by the Internal Revenue Service (IRS). Employees at or above the age of 50 may choose to contribute additional compensation as "catch-up" contributions in accordance with the IRS annual limits. Employees receive a 100% match of their contributions up to 3% of their eligible compensation and 50% match of their contributions over 3% upto 5% of their eligible compensation. The company's matching contributions vest 100% immediately for all employees in the United States. The Group has contributed ₹ 317 million and ₹ 321 million for the years ended 31 March 2024 and 31 March 2023, respectively.
- b. The entities of the Group located in Canada contribute to a Registered Retirement Savings Plan (RRSP), a trust registered with Canada Revenue Agency (CRA) and to Quebec pension plan (QPP). Under RRSP, the Group contributes equivalent to the contribution made by the employee, up to a maximum of 5% of the employees' base salary. Under QPP, the Group contributes equivalent to the contribution made by the employees at the rate of 6.15% and 6.15% of the employees' base salary for the years ended 31 March 2024 and 31 March 2023, respectively.

During the year, the Group has contributed following amounts to:

Plan under which contributions made	(₹ in million)	
	For the year ended	
	31 March 2024	31 March 2023
Registered retirement savings plan (RRSP)	71	64
Quebec pension plan (QPP)	124	121

- c. Further, the entities of the Group located in Belgium contribute to social security fund named as RijksSocialeZekerheid (RSZ). Under these plan employees have to contribute 13% of their compensation and the Group makes a contribution of 33.33% of the employee's annual compensation. The Group has contributed ₹ 2 million and ₹ 1 million for the years ended 31 March 2024 and 31 March 2023, respectively.

#### (B) Defined Benefit Plans

##### Parent Company including Indian Subsidiaries

##### Gratuity

In accordance with Ind AS 19 "Employee Benefits", an actuarial valuation has been carried out in respect of gratuity. The discount rate assumed is 7.13% p.a. (31 March 2023: 7.35% p.a.) which is determined by reference to market yield at the Balance Sheet date on Government bonds. The retirement age has been considered at 58 years (31 March 2023: 58 years) and mortality table is as per IALM (2012-14) (31 March 2023: IALM (2012-14)).



## Notes to the consolidated financial statements for the year ended 31 March 2024

The estimates of future salary increases, considered in actuarial valuation is 10% p.a. for first three years and 6% p.a. thereafter (31 March 2023: 10% p.a. for first three years and 6% p.a. thereafter), taking into account of inflation, seniority, promotion and other relevant factors, such as supply and demand in the employment market.

The plan assets are maintained with Life Insurance Corporation of India in respect of gratuity scheme for certain employees of two units of the Group. The details of investments maintained by Life Insurance Corporation are not available with the Group, hence not disclosed. The expected rate of return on plan assets is 7.13% p.a. (31 March 2023: 7.35 % p.a.).

**Reconciliation of opening and closing balances of the present value of the defined benefit obligation:**

(₹ in million)

	31 March 2024	31 March 2023
Present value of obligation at the beginning of the year	468	478
Current service cost	59	56
Interest cost	34	35
Actuarial loss	8	26
Benefits paid	(144)	(126)
Employees transferred in/(out)	14	(1)
<b>Present value of obligation at the end of the year</b>	<b>439</b>	<b>468</b>

**Fair value of plan assets\*\*:**

(₹ in million)

	31 March 2024	31 March 2023
Plan assets at the beginning of the year	20	30
Expected return on plan assets	1	2
Contribution by employer	10	6
Actual benefits paid	(28)	(17)
Actuarial loss	(1)	(1)
<b>Plan assets at the end of the year</b>	<b>2</b>	<b>20</b>

\*\* In respect of one location, the plan assets were invested in insurer managed funds.

**Reconciliation of the present value of defined benefit obligation and the fair value of the plan assets:**

(₹ in million)

	As at	
	31 March 2024	31 March 2023
Present value of obligation at the end of the year	439	468
Fair value of plan assets at the end of the year	(2)	(20)
<b>Net liabilities recognised in the Balance Sheet</b>	<b>437</b>	<b>448</b>

Group's best estimate of contribution during next year is ₹ 98 million (31 March 2023: ₹ 92 million).

**Expense recognised in the Consolidated Statement of Profit and Loss under employee benefits expense:**

(₹ in million)

	For the year ended	
	31 March 2024	31 March 2023
Current service cost	59	56
Interest cost	33	33
<b>Expense recognised in the Consolidated Statement of Profit and Loss</b>	<b>92</b>	<b>89</b>



## Notes to the consolidated financial statements for the year ended 31 March 2024

### Amount recognised in the other comprehensive income:

	(₹ in million)	
	For the year ended	
	31 March 2024	31 March 2023
Actuarial loss due to demographic assumption change	4	-
Actuarial loss/(gain) due to financial assumption change	5	(3)
Actuarial (gain)/loss due to experience adjustment	(1)	29
Actuarial loss on plan assets	1	1
<b>Amount recognised in the other comprehensive income</b>	<b>9</b>	<b>27</b>

### Sensitivity analysis

#### Discount rate

	(₹ in million)			
	31 March 2024		31 March 2023	
	0.5% increase	0.5% decrease	0.5% increase	0.5% decrease
Impact on defined benefit	(12)	12	(9)	10

#### Future salary increase

	(₹ in million)			
	31 March 2024		31 March 2023	
	0.5% increase	0.5% decrease	0.5% increase	0.5% decrease
Impact on defined benefit	12	(12)	10	(9)

The sensitivity analysis above has been determined based on reasonably possible changes of the respective assumptions occurring at the end of the year and may not be representative of the actual change. It is based on a change in the key assumption while holding all other assumptions constant.

The weighted average duration of the defined benefit obligation is 6.47 years (31 March 2023: 5.35 years). The table below summarises the maturity profile of the defined benefit obligations:

	(₹ in million)	
	As at	
	31 March 2024	31 March 2023
Within one year	73	146
Between one to three years	91	102
Between three to five years	71	60
Later than five years	204	160
	<b>439</b>	<b>468</b>

### (C) Other long term benefits (compensated absences):

	(₹ in million)	
	As at	
	31 March 2024	31 March 2023
Present value of obligation at the end of the year	580	588

## Notes to the consolidated financial statements for the year ended 31 March 2024

**Note 32. Fair value measurements**

(₹ in million)

	Notes	Level of hierarchy	Carrying Value as at		Fair Value as at	
			31 March 2024	31 March 2023	31 March 2024	31 March 2023
<b>Financial assets</b>						
<b>FVOCI</b>						
Investments in other equity instruments	(d)	3	322	308	322	308
<b>FVPL</b>						
Investments in equity instruments	(d)	3	20	19	20	19
Investments in debt instruments	(d)	3	2	1	2	1
<b>Amortised Cost</b>						
Trade receivables	(a)		9,159	9,612	9,159	9,612
Loans	(a, b)		11	15	11	15
Cash and cash equivalents	(a)		9,564	10,139	9,564	10,139
Other bank balances	(a)		4	4	4	4
Other financial assets	(a, b)		2,672	1,475	2,672	1,475
<b>Total financial assets</b>			<b>21,754</b>	<b>21,573</b>	<b>21,754</b>	<b>21,573</b>
<b>Financial liabilities</b>						
<b>Amortised Cost</b>						
Other borrowings	(a, c)	3	34,141	34,101	34,351	33,980
Lease liabilities	(a)		2,499	2,667	-	-
Trade payables	(a)		8,563	8,213	8,563	8,213
Other financial liabilities	(a, b)		4,858	3,374	4,858	3,374
<b>Total financial liabilities</b>			<b>50,061</b>	<b>48,355</b>	<b>47,772</b>	<b>45,567</b>

The following methods / assumptions were used to estimate the fair values:

- Fair valuation of financial assets and liabilities with short term maturities is considered as approximate to respective carrying amount due to the short term maturities of these instruments. Further, the fair value disclosure of lease liabilities is not required.
- Fair valuation of non-current financial assets and non-current financial liabilities has been disclosed to be same as carrying value as there is no significant difference between carrying value and fair value.
- The fair value of long-term borrowings is estimated by discounting future cash flows using adjusted discount rate of 7.37%-8.63% (31 March 2023: 6.68%-8.74%) (applicable to instruments with similar terms, currency, credit risk and remaining maturities) to discount the future payouts
- The fair value is determined by using the valuation model/technique with observable/non-observable inputs and assumptions.

There are no transfers between Level 1, Level 2 and Level 3 during the year ended 31 March 2024 and 31 March 2023.



## Notes to the consolidated financial statements for the year ended 31 March 2024

### Reconciliation of Level 3 fair value measurement:

(₹ in million)

	For the year ended	
	31 March 2024	31 March 2023
<b>Opening balance</b>	<b>328</b>	<b>435</b>
Additional investment	-	39
Proceeds from sale of investments	(57)	(9)
Gain/(loss) recognised in statement of profit and loss	2	(50)
Gain/(loss) recognised in other comprehensive income	67	(118)
Foreign currency translation adjustment	4	31
<b>Closing balance</b>	<b>344</b>	<b>328</b>

### Note 33. Financial risk management

#### Risk management framework

The Parent Company's board of directors has overall responsibility for the establishment and oversight of the Group's risk management framework.

The Group, through three layers of defense namely policies and procedures, review mechanism and assurance aims to maintain a disciplined and constructive control environment in which all employees understand their roles and obligations. The Audit committee of the Board with top management oversees the formulation and implementation of the risk management policies. The risks are identified at business unit level and mitigation plan are identified, deliberated and reviewed at appropriate forums.

The Group has exposure to the following risks arising from financial instruments:

- credit risk (see (i));
- liquidity risk (see (ii)); and
- market risk (see (iii)).

#### i. Credit risk

Credit risk is the risk of financial loss to the Group if a customer or counterparty to a financial instrument fails to meet its contractual obligations, and arises principally from the Group's receivables from customers, loans and investments. The carrying amount of financial assets represents the maximum credit exposure.

#### Trade receivables and other financial assets

The Group has established a credit policy under which each new customer is analysed individually for creditworthiness before the Group's standard payment and delivery terms and conditions are offered. The Group's review includes external ratings, if they are available, financial statements, credit agency information, industry information and business intelligence. Sale limits are established for each customer and reviewed annually. Any sales exceeding those limits require approval from the appropriate authority as per policy.

In monitoring customer credit risk, customers are grouped according to their credit characteristics, including whether they are an individual or a legal entity, whether they are institutional, dealers or end-user customer, their geographic location, industry, trade history with the Group and existence of previous financial difficulties.

As at 31 March 2024 and 31 March 2023, there is no major customer in terms of credit risk for the Group.

*Expected credit loss with respect to trade receivables:*

With respect to trade receivables, based on internal assessment which is driven by the historical experience/ current facts available in relation to default and delays in collection thereof, the credit risk for trade receivables is considered low. The Group estimates its allowance for trade receivable using lifetime expected credit loss. Also refer note 11.

## Notes to the consolidated financial statements for the year ended 31 March 2024

### Movement in the expected credit loss allowance of trade receivables are as follows:

(₹ in million)

	As at	
	31 March 2024	31 March 2023
Balance at the beginning of the year	505	259
Provided during the year (net of reversal)	232	240
Amount written off */ translation adjustment	(69)	6
<b>Balance at the end of the year</b>	<b>668</b>	<b>505</b>

\*Assets are written off when there is no reasonable expectation of recovery, such as a debtor declaring bankruptcy or failing to engage in a payment plan with the Group.

*Expected credit loss with respect to other financial asset:*

With regards to all financial assets with contractual cash flows, other than trade receivables, management believes these to be high quality assets with negligible credit risk. The management believes that the parties, from which these financial assets are recoverable, have strong capacity to meet the obligations and where the risk of default is negligible and accordingly no provision for expected credit loss has been provided on these financial assets. Break up of financial assets other than trade receivables have been disclosed in Consolidated Balance Sheet.

### ii. Liquidity risk

Liquidity risk is the risk that the Group will encounter difficulty in meeting the obligations associated with its financial liabilities that are settled by delivering cash or another financial asset. The Group's approach to managing liquidity is to ensure, as far as possible, that it will have sufficient liquidity to meet its liabilities when they are due, under both normal and stressed conditions, without incurring unacceptable losses or risking damage to the Group's reputation.

The Group's treasury department is responsible for managing the short-term and long-term liquidity requirements. Short-term liquidity situation is reviewed weekly by the treasury department. Long-term liquidity position is reviewed on a regular basis by the Parent Company's Board of Directors and appropriate decisions are taken according to the situation.

### Exposure to liquidity risk

The following are the remaining contractual maturities of financial liabilities at the reporting date.

(₹ in million)

As at 31 March 2024	Carrying Amount	Contractual Cash flows (2)		
		Total	Within 1 year	More than 1 year
<b>Non-derivative financial liabilities</b>				
Borrowings (1)	34,141	34,654	2,470	32,184
Lease liabilities	2,499	2,499	521	1,978
Trade payables	8,563	8,563	8,563	-
Other financial liabilities	4,858	4,858	4,670	188

(₹ in million)

As at 31 March 2023	Carrying Amount	Contractual Cash flows (2)		
		Total	Within 1 year	More than 1 year
<b>Non-derivative financial liabilities</b>				
Borrowings (1)	34,101	34,407	2,997	31,410
Lease liabilities	2,667	2,667	534	2,133
Trade payables	8,213	8,213	8,213	-
Other financial liabilities	3,374	3,374	3,355	19

(1) Carrying amount presented as net of unamortised transaction cost.

(2) Contractual cash flows exclude interest payable.



## Notes to the consolidated financial statements for the year ended 31 March 2024

### iii. Market risk

Market risk is the risk that changes in market prices, such as foreign exchange rates and interest rates will affect the Group's income or the value of its holdings of financial instruments. The objective of market risk management is to manage and control market risk exposures within acceptable parameters, while optimising the return.

#### Currency risk

The Group is exposed to currency risk to the extent that there is a mismatch between the currencies in which sales, purchases and borrowings are denominated and the respective functional currencies of the Group companies. The functional currencies of the Group companies are primarily the INR, USD, CAD and EUR. The currencies in which these transactions are primarily denominated are EUR, USD, CAD and INR.

The Group follows a natural hedge driven currency risk mitigation policy, to the extent possible. Any residual risk is evaluated and appropriate risk mitigating steps are taken, including but not limited to, entering into forward contracts and interest rate swaps.

#### Exposure to currency risk

The summary quantitative data about the Group's exposure to currency risk as reported to the management of the Group is as follows:

(₹ in million)

	As at 31 March 2024				As at 31 March 2023			
	USD	EUR	CAD	Others	USD	EUR	CAD	Others
Cash and cash equivalents	198	9	157	18	562	5	179	36
Trade receivables	2,462	128	191	720	2,934	182	99	336
Other financial assets	1,163	-	13	34	1,197	34	3	7
Trade payables	(1,509)	(80)	(278)	(51)	(1,922)	(115)	(270)	(82)
Borrowings	(43)	-	-	-	(59)	-	-	-
Other financial liabilities	(31)	(20)	-	(72)	(4)	-	-	(69)
<b>Net statement of financial position exposure</b>	<b>2,240</b>	<b>37</b>	<b>83</b>	<b>649</b>	<b>2,708</b>	<b>106</b>	<b>11</b>	<b>228</b>

#### Sensitivity analysis

A reasonably possible strengthening/weakening of the EUR, USD, CAD, INR or other currencies against all other currencies at year end would have affected the measurement of financial instruments denominated in a foreign currency and affected profit or loss by the amounts shown below. This analysis assumes that all other variables, in particular interest rates, remain constant and ignores any impact on forecast sales and purchases.

(₹ in million)

	Profit or loss (before tax)		OCI (before tax)	
	Strengthening	Weakening	Strengthening	Weakening
<b>31 March 2024</b>				
USD (1% movement)	22	(22)	-	-
EUR (1% movement)	-	-	-	-
CAD (1% movement)	1	(1)	-	-
Other (1% movement)	6	(6)	-	-
<b>31 March 2023</b>				
USD (1% movement)	27	(27)	-	-
EUR (1% movement)	1	(1)	-	-
CAD (1% movement)	-	-	-	-
Other (1% movement)	2	(2)	-	-

## Notes to the consolidated financial statements for the year ended 31 March 2024

**Interest rate risk**

Interest rate risk is the risk that the fair value or future cash flows of a financial instrument will fluctuate because of changes in market interest rates. The Group is exposed to interest rate risk because funds are borrowed at both fixed and floating interest rates. Interest rate risk is measured by using the cash flow sensitivity for changes in variable interest rate. The borrowings of the Group are principally denominated in INR and USD with a mix of fixed and floating rates of interest. The Group has exposure to interest rate risk, arising principally on changes in base lending rate, LIBOR and SOFR rates. The risk is managed by the Group by maintaining an appropriate mix between fixed and floating rate borrowings.

**Exposure to interest rate risk**

The interest rate profile of the Group's interest bearing financial instruments, as reported to the management of the Group is as follows:

	(₹ in million)	
	As at	
	31 March 2024	31 March 2023
Fixed-rate borrowings	1,156	1,365
Floating rate borrowings*	33,498	33,042
	<b>34,654</b>	<b>34,407</b>

\*floating interest rates are based on bank's Marginal Cost of funds based Lending Rate (MCLR) or external benchmarks (e.g. T-Bill, etc.) or LIBOR or SOFR plus spread, reset at specified intervals.

The sensitivity analyses below have been determined based on the exposure to interest rates for floating rate liabilities assuming the amount of the liability outstanding at the year-end was outstanding for the whole year.

If interest rates had been 25 basis points higher / lower and all other variables were held constant, the Group's profit before tax for the year ended 31 March 2024 would decrease / increase by ₹ 81 million (31 March 2023: ₹ 60 million). This is mainly attributable to the Group's exposure to interest rates on its floating rate borrowings.

**Note 34. Capital management****(a) Risk management**

The Group's objectives when managing capital are to:

- safeguard their ability to continue as a going concern, so that they can continue to provide returns for shareholders and benefits for other stakeholders, and
- Maintain an optimal capital structure to reduce the cost of capital.

In order to maintain or adjust the capital structure, the Group may adjust the amount of dividends paid to shareholders, return capital to shareholders, issue new shares or sell assets to reduce debt.

The Group monitors capital on the basis of the following gearing ratio:

'Net debt' (total borrowings net of cash and cash equivalents and other bank balances) divided by 'Total equity' (as shown in the Consolidated Balance Sheet, including non-controlling interest).

The gearing ratios were as follows:

	(₹ in million)	
	As at	
	31 March 2024	31 March 2023
Net debt	24,573	23,958
Total equity	54,211	53,918
<b>Net debt to equity ratio</b>	<b>0.45</b>	<b>0.44</b>



## Notes to the consolidated financial statements for the year ended 31 March 2024

### (b) Dividends

(₹ in million)

	31 March 2024	31 March 2023
<b>Equity shares</b>		
Final dividend for the year ended 31 March 2023 of ₹ 5 per fully paid equity share (31 March 2022 : ₹ 5 per fully paid equity share)	796	796

In addition to the above dividends, since year end the Board of Directors has recommended a dividend of ₹ 5 per equity share of ₹ 1 each, fully paid up amounting to ₹ 796 million for the year ended 31 March 2024, subject to approval in the ensuing Annual General Meeting.

### Note 35. Segment information

#### Business Segments

The Chairman and Co-Chairman of the Parent Company have been identified as the Chief Operating Decision Maker (CODM) as defined by Ind AS 108 "Operating Segments". Operating Segments have been defined and presented based on the regular review by the CODM to assess the performance of each segment and to make decision about allocation of resources.

The Group has determined reportable segments by the nature of its products and services, which are as follows:

- a. **Radiopharma:** Radiopharmaceuticals (including radiopharmacies);
- b. **Allergy Immunotherapy:** Allergy Therapy products;
- c. **Contract Development and Manufacturing Organisation - Sterile Injectables:** Contract manufacturing of Sterile Injectables and Non-Sterile products;
- d. **Generics:** Solid Dosage Formulations;
- e. **Contract Research, Development and Manufacturing Organisation:** (i) Drug discovery services and (ii) Active Pharmaceutical Ingredients; and
- f. **Proprietary Novel Drugs:** Patient-focused biopharmaceutical business working to address unmet medical needs in oncology and autoimmune diseases.

The Group prepares its segment information in conformity with the accounting policies adopted for preparing and presenting the consolidated financial statements of the Group as a whole.

No operating segments have been aggregated to form the above reportable operating segments.

Common allocable costs are allocated to each segment according to the relative contribution of each segment to the total common costs.

Revenue, expenses, assets and liabilities which relate to the Group as a whole and not allocable to segments on reasonable basis have been included under 'unallocated revenue / expenses / assets / liabilities'.

Finance costs and fair value gains and losses on certain financial assets are not allocated to individual segments as the underlying instruments are managed on a Group basis.

Borrowings, current taxes, deferred taxes and certain financial assets and liabilities are not allocated to the segments and have been included under 'unallocated assets / liabilities'.

Information related to each reportable segment is set out below. Segment results (profit/(loss) before interest and tax) is used to measure performance because management believes that this information is most relevant in evaluating the results of the respective segments relative to other entities that operate in the same industries.



## Notes to the consolidated financial statements for the year ended 31 March 2024

(₹ in million)

	For the year ended 31 March 2024			For the year ended 31 March 2023		
	Total segment revenue	Inter-segment revenue	Revenue from external customer	Total segment revenue	Inter-segment revenue	Revenue from external customer
<b>Revenue</b>						
Radiopharma	30,013	-	30,013	25,524	-	25,524
Allergy Immunotherapy	6,977	191	6,786	6,027	-	6,027
Contract Development and Manufacturing Organisation - Sterile Injectables	12,044	873	11,171	12,710	1,163	11,547
Generics	7,746	-	7,746	7,652	37	7,615
Contract Research, Development and Manufacturing Organisation	11,400	470	10,930	12,928	1,080	11,848
Proprietary Novel Drugs	-	-	-	38	-	38
<b>Total segment revenue</b>	<b>68,180</b>	<b>1,534</b>	<b>66,646</b>	<b>64,879</b>	<b>2,280</b>	<b>62,599</b>
Unallocated corporate revenue			383			218
<b>Total</b>			<b>67,029</b>			<b>62,817</b>

(₹ in million)

	For the year ended	
	31 March 2024	31 March 2023
<b>Result</b>		
Radiopharma	4,594	2,428
Allergy Immunotherapy	2,663	1,951
Contract Development and Manufacturing Organisation - Sterile Injectables	1,137	2,673
Generics	(2,244)	(4,757)
Contract Research, Development and Manufacturing Organisation	887	1,336
Proprietary Novel Drugs	(304)	(354)
<b>Total segment result</b>	<b>6,733</b>	<b>3,277</b>
Exceptional items and un-allocated corporate expenses (net of un-allocated income)	2,566	1,215
Interest income	261	98
Finance costs	2,723	1,882
<b>Profit before tax</b>	<b>1,705</b>	<b>278</b>
Tax expense	978	927
<b>Profit/(loss) for the year</b>	<b>727</b>	<b>(649)</b>

## Other information:

(₹ in million)

	Segment Assets		Segment Liabilities	
	As at		As at	
	31 March 2024	31 March 2023	31 March 2024	31 March 2023
Radiopharma	29,675	27,182	7,943	6,861
Allergy Immunotherapy	5,663	5,069	626	615
Contract Development and Manufacturing Organisation - Sterile Injectables	33,501	28,444	10,276	6,277
Generics	14,383	19,049	2,427	2,815
Contract Research, Development and Manufacturing Organisation	15,968	15,252	2,482	2,678
Proprietary Novel Drugs	2,357	1,985	113	91
<b>Segment total</b>	<b>101,547</b>	<b>96,981</b>	<b>23,867</b>	<b>19,337</b>
Un-allocated corporate assets/ liabilities	13,938	14,586	37,407	38,312
<b>Total assets/ liabilities</b>	<b>115,485</b>	<b>111,567</b>	<b>61,274</b>	<b>57,649</b>



## Notes to the consolidated financial statements for the year ended 31 March 2024

(₹ in million)

	Capital expenditure		Depreciation/Amortisation/ Impairment*	
	For the year ended		For the year ended	
	31 March 2024	31 March 2023	31 March 2024	31 March 2023
Radiopharma	2,003	2,054	1,246	1,479
Allergy Immunotherapy	150	255	71	104
Contract Development and Manufacturing Organisation - Sterile Injectables	5,708	4,123	786	778
Generics	206	892	3,032	2,453
Contract Research, Development and Manufacturing Organisation	1,513	2,439	805	657
Proprietary Novel Drugs	145	342	5	5
<b>Segment total</b>	<b>9,725</b>	<b>10,105</b>	<b>5,945</b>	<b>5,476</b>
Un-allocated	67	71	70	64
<b>Total</b>	<b>9,792</b>	<b>10,176</b>	<b>6,015</b>	<b>5,540</b>

\* Including exceptional item (refer note 44).

## Information about Geographical segments:

(₹ in million)

	For the year ended	
	31 March 2024	31 March 2023
<b>Revenue by geographical markets</b>		
India	1,920	1,906
Americas and Europe	60,121	55,935
Rest of the world	4,988	4,976
<b>Total</b>	<b>67,029</b>	<b>62,817</b>

(₹ in million)

	As at	
	31 March 2024	31 March 2023
<b>Non-current assets (by geographical location of assets)*</b>		
Within India	16,069	16,678
Outside India	57,984	54,662
<b>Total</b>	<b>74,053</b>	<b>71,340</b>

\*Non-current assets are excluding financial investments (other than investment in associates) and deferred tax assets.

For the year ended 31 March 2024 and 31 March 2023, there is no major customer with respect to consolidated revenue of the Group.

## Note 36. Related Party Disclosures

## 1. Related parties with whom transactions have taken place:

## a) Key management personnel (KMP) and related entities:

Mr. Shyam S. Bhartia, Mr. Hari S. Bhartia, Mr. Priyavrat Bhartia, Mr. Arjun Shanker Bhartia, Mr. S Sridhar (upto 31 March 2024), Ms. Sudha Pillai (upto 31 March 2024), Dr. Ashok Misra (upto 31 March 2024), Mr. Sushil Kumar Roongta, Mr. Vivek Mehra, Mr. Arun Seth, Mr. Shirish G. Belapure (w.e.f. 7 March 2023), Mr. Jinang Parekh (w.e.f. 1 November 2023), Mr. Arvind Chokhany, Mr. R. Kumar (from 1 July 2022 to 31 October 2023), Mr. Arun Kumar Sharma (upto 31 May 2023), Mr. Rajiv Shah (upto 31 July 2022), Naresh Kapoor (w.e.f. 1 August 2022).

Jubilant Enpro Private Limited, JOGPL Private Limited, Jubilant FoodWorks Limited, Jubilant Agri and Consumer Products Limited, Jubilant Industries Inc., USA., Jubilant Life Sciences (Shanghai) Limited, Jubilant Life Sciences (USA) Inc., Jubilant Life Sciences NV, Jubilant Ingrevia Limited.

Notes to the consolidated financial statements for the year ended 31 March 2024

**b) Associates:**

SOFIE Co., Sofie Network, Inc., Sofie Biosciences, Inc.

**c) Others:**

Jubilant Bhartia Foundation.

**2. Transactions with related parties:**

FY 2023-24

(₹ in million)

Sr. No.	Particulars	Enterprise in which certain key management personnel are interested	Key management personnel	Associates	Others	Total
	<b>Description of transactions</b>					
<b>1.</b>	<b>Sales of goods and services:</b>					
	Jubilant Ingrevia Limited	312				312
	Jubilant FoodWorks Limited	111				111
	Jubilant Agri and Consumer Products Limited	29				29
	Jubilant Life Sciences (USA) Inc.	11				11
		<b>463</b>	<b>-</b>	<b>-</b>	<b>-</b>	<b>463</b>
<b>2.</b>	<b>Rental and other income:</b>					
	Jubilant Ingrevia Limited	82				82
	Jubilant Enpro Private Limited	34				34
	JOGPL Private Limited	1				1
	Jubilant FoodWorks Limited	13				13
	Jubilant Agri and Consumer Products Limited	13				13
	Sofie Biosciences Inc.			581		581
		<b>143</b>	<b>-</b>	<b>581</b>	<b>-</b>	<b>724</b>
<b>3.</b>	<b>Purchase of goods and services:</b>					
	Jubilant Ingrevia Limited	5				5
	SOFIE Co.			31		31
		<b>5</b>	<b>-</b>	<b>31</b>	<b>-</b>	<b>36</b>
<b>4.</b>	<b>Sale of Fixed Assets</b>					
	Jubilant Ingrevia Limited	4				4
		<b>4</b>	<b>-</b>	<b>-</b>	<b>-</b>	<b>4</b>
<b>5.</b>	<b>Recovery of expenses:</b>					
	Jubilant Life Sciences NV	3				3
	Jubilant Life Sciences (USA) Inc.	19				19
	Jubilant Industries Inc., USA	1				1
	Jubilant Ingrevia Limited	28				28
	Jubilant FoodWorks Limited	4				4
	Jubilant Agri and Consumer Products Limited	1				1
		<b>56</b>	<b>-</b>	<b>-</b>	<b>-</b>	<b>56</b>



## Notes to the consolidated financial statements for the year ended 31 March 2024

FY 2023-24

(₹ in million)

Sr. No.	Particulars	Enterprise in which certain key management personnel are interested	Key management personnel	Associates	Others	Total
<b>6.</b>	<b>Reimbursement of expenses:</b>					
	Jubilant FoodWorks Limited	2				2
	Jubilant Life Sciences (Shanghai) Ltd	28				28
	Jubilant Ingrevia Limited	263				263
	Jubilant Enpro Private Limited	11				11
		<b>304</b>	<b>-</b>	<b>-</b>	<b>-</b>	<b>304</b>
<b>7.</b>	<b>Remuneration*:</b>					
	Short term employment benefits**		453			453
	Other long term employment benefits		10			10
	Post-employment benefits		63			63
		<b>-</b>	<b>526</b>	<b>-</b>	<b>-</b>	<b>526</b>
<b>8.</b>	<b>Lease payments:</b>					
	Jubilant Ingrevia Limited	28				28
		<b>28</b>	<b>-</b>	<b>-</b>	<b>-</b>	<b>28</b>
<b>9.</b>	<b>Donation:</b>					
	Jubilant Bhartia Foundation				52	52
		<b>-</b>	<b>-</b>	<b>-</b>	<b>52</b>	<b>52</b>
<b>10.</b>	<b>Distribution received from associate:</b>					
	Sofie Network, Inc.			270		270
		<b>-</b>	<b>-</b>	<b>270</b>	<b>-</b>	<b>270</b>
<b>11.</b>	<b>Sale of duty credit scrips:</b>					
	Jubilant Ingrevia Limited	3				3
		<b>3</b>	<b>-</b>	<b>-</b>	<b>-</b>	<b>3</b>
<b>12.</b>	<b>Security deposits received:</b>					
	Jubilant Ingrevia Limited	5				5
		<b>5</b>	<b>-</b>	<b>-</b>	<b>-</b>	<b>5</b>
	<b>Amounts outstanding</b>					
<b>13.</b>	<b>Remuneration payable #:</b>					
	Short term employment benefits		80			80
		<b>-</b>	<b>80</b>	<b>-</b>	<b>-</b>	<b>80</b>
<b>14.</b>	<b>Trade payables:</b>					
	Jubilant Life Sciences (Shanghai) Ltd	19				19
	Jubilant FoodWorks Limited	2				2
	Jubilant Ingrevia Limited	116				116
	SOFIE Co.			11		11
		<b>137</b>	<b>-</b>	<b>11</b>	<b>-</b>	<b>148</b>
<b>15.</b>	<b>Security deposits received:</b>					
	Jubilant Ingrevia Limited	5				5
		<b>5</b>	<b>-</b>	<b>-</b>	<b>-</b>	<b>5</b>

Notes to the consolidated financial statements for the year ended 31 March 2024

FY 2023-24							(₹ in million)
Sr. No.	Particulars	Enterprise in which certain key management personnel are interested	Key management personnel	Associates	Others	Total	
<b>16.</b>	<b>Advance from customers:</b>						
	Jubilant FoodWorks Limited	24				24	
		<b>24</b>	<b>-</b>	<b>-</b>	<b>-</b>	<b>24</b>	
<b>17.</b>	<b>Trade receivables:</b>						
	Jubilant Agri and Consumer Products Limited	3				3	
	Jubilant Ingrevia Limited	48				48	
	Jubilant Enpro Private Limited	7				7	
		<b>58</b>	<b>-</b>	<b>-</b>	<b>-</b>	<b>58</b>	
<b>18.</b>	<b>Security deposits given:</b>						
	Jubilant Enpro Private Limited	1				1	
		<b>1</b>	<b>-</b>	<b>-</b>	<b>-</b>	<b>1</b>	
<b>19.</b>	<b>Other receivables:</b>						
	Jubilant Ingrevia Limited	18				18	
	Jubilant Life Sciences (USA) Inc.	54				54	
	Jubilant Life Sciences NV	1				1	
	Jubilant Industries Inc., USA	11				11	
	Jubilant Agri and Consumer Products Limited	2				2	
	Sofie Biosciences, Inc.			584		584	
		<b>86</b>	<b>-</b>	<b>584</b>	<b>-</b>	<b>670</b>	

FY 2022-23							(₹ in million)
Sr. No.	Particulars	Enterprise in which certain key management personnel are interested	Key management personnel	Associates	Others	Total	
	<b>Description of transactions</b>						
<b>1.</b>	<b>Sales of goods and services:</b>						
	Jubilant Ingrevia Limited	127				127	
	Jubilant FoodWorks Limited	104				104	
	Jubilant Agri and Consumer Products Limited	26				26	
	SOFIE Co.			22		22	
		<b>257</b>	<b>-</b>	<b>22</b>	<b>-</b>	<b>279</b>	
<b>2.</b>	<b>Rental and other income:</b>						
	Jubilant Ingrevia Limited	22				22	
	Jubilant Enpro Private Limited	24				24	
	JOGPL Private Limited	1				1	
	Jubilant FoodWorks Limited	2				2	
	Jubilant Agri and Consumer Products Limited	6				6	
		<b>55</b>	<b>-</b>	<b>-</b>	<b>-</b>	<b>55</b>	



## Notes to the consolidated financial statements for the year ended 31 March 2024

FY 2022-23

(₹ in million)

Sr. No.	Particulars	Enterprise in which certain key management personnel are interested	Key management personnel	Associates	Others	Total
<b>3.</b>	<b>Purchase of goods and services:</b>					
	Jubilant Ingrevia Limited	2				2
	SOFIE Co.			42		42
		<b>2</b>	<b>-</b>	<b>42</b>	<b>-</b>	<b>44</b>
<b>4.</b>	<b>Recovery of expenses:</b>					
	Jubilant Life Sciences NV	2				2
	Jubilant Life Sciences (USA) Inc.	24				24
	Jubilant Industries Inc., USA	1				1
	Jubilant Ingrevia Limited	10				10
	Jubilant Agri and Consumer Products Limited	6				6
		<b>43</b>	<b>-</b>	<b>-</b>	<b>-</b>	<b>43</b>
<b>5.</b>	<b>Reimbursement of expenses:</b>					
	Jubilant Life Sciences (Shanghai) Ltd	26				26
	Jubilant Ingrevia Limited	208				208
	Jubilant Enpro Private Limited	4				4
		<b>238</b>	<b>-</b>	<b>-</b>	<b>-</b>	<b>238</b>
<b>6.</b>	<b>Remuneration*:</b>					
	Short term employment benefits**		446			446
	Post-employment benefits		8			8
		<b>-</b>	<b>454</b>	<b>-</b>	<b>-</b>	<b>454</b>
<b>7.</b>	<b>Lease payments:</b>					
	Jubilant Ingrevia Limited	27				27
		<b>27</b>	<b>-</b>	<b>-</b>	<b>-</b>	<b>27</b>
<b>8.</b>	<b>Donation:</b>					
	Jubilant Bhartia Foundation				82	82
		<b>-</b>	<b>-</b>	<b>-</b>	<b>82</b>	<b>82</b>
<b>9.</b>	<b>Distribution received from associate:</b>					
	Sofie Network, Inc.			88		88
		<b>-</b>	<b>-</b>	<b>88</b>	<b>-</b>	<b>88</b>
<b>10.</b>	<b>Sale of duty credit scrips:</b>					
	Jubilant Ingrevia Limited	84				84
		<b>84</b>	<b>-</b>	<b>-</b>	<b>-</b>	<b>84</b>
	<b>Amounts outstanding</b>					
<b>11.</b>	<b>Remuneration payable #:</b>					
	Short term employment benefits		84			84
		<b>-</b>	<b>84</b>	<b>-</b>	<b>-</b>	<b>84</b>
<b>12.</b>	<b>Trade payables:</b>					
	Jubilant Life Sciences (USA) Inc.	1				1
	Jubilant Life Sciences (Shanghai) Ltd	8				8
	Jubilant Ingrevia Limited	94				94
	SOFIE Co.			6		6
		<b>103</b>	<b>-</b>	<b>6</b>	<b>-</b>	<b>109</b>

## Notes to the consolidated financial statements for the year ended 31 March 2024

FY 2022-23		(₹ in million)				
Sr. No.	Particulars	Enterprise in which certain key management personnel are interested	Key management personnel	Associates	Others	Total
<b>13.</b>	<b>Advance from customers:</b>					
	Jubilant Ingrevia Limited	5				5
	Jubilant FoodWorks Limited	6				6
		<b>11</b>	<b>-</b>	<b>-</b>	<b>-</b>	<b>11</b>
<b>14.</b>	<b>Trade receivables:</b>					
	Jubilant Agri and Consumer Products Limited	3				3
	Jubilant Ingrevia Limited	2				2
	SOFIE Co.			1		1
		<b>5</b>	<b>-</b>	<b>1</b>	<b>-</b>	<b>6</b>
<b>15.</b>	<b>Security deposits given:</b>					
	Jubilant Enpro Private Limited	1				1
		<b>1</b>	<b>-</b>	<b>-</b>	<b>-</b>	<b>1</b>
<b>16.</b>	<b>Other receivables:</b>					
	Jubilant Ingrevia Limited	31				31
	Jubilant Life Sciences (USA) Inc.	37				37
	Jubilant Industries Inc., USA	10				10
	Jubilant Agri and Consumer Products Limited	6				6
		<b>84</b>	<b>-</b>	<b>-</b>	<b>-</b>	<b>84</b>

\* As the liabilities for the gratuity and compensated absences are provided on an actuarial basis, and calculated for the Company as a whole, the said liabilities pertaining specifically to KMP are not known and hence, not included in the above table.

\*\*includes sitting fees, director fees and commission amounting to ₹ 17 million (31 March 2023: ₹ 14 million).

# Commission payable is subject to the approval of shareholders in the annual general meeting.

The Group's material related party transactions are at arm's length. The Group is in the process of updating the documentation for the specified transactions entered into with the specified persons and associated enterprises during the financial year. The management is of the opinion that its specified transactions are at arm's length and will not have any impact on the consolidated financial statements, particularly on the amount of tax expense and that of provision for taxation.

**Note 37. Contingent liabilities to the extent not provided for:****A. Claims against Group, disputed by the Group, not acknowledged as debt:**

(₹ in million)

	As at	
	31 March 2024	31 March 2023
Central Excise	8	8
Customs	25	4
Sales Tax	-	3
Income Tax	4,094	3,795
Service Tax and GST	65	66
Others	370	147

The above excludes claims in respect of business transferred to Jubilant Ingrevia Limited pursuant to the Composite Scheme during an earlier year.

Future cash outflows in respect of the above matters as well as for matters listed under 37(B) below are determinable only on receipt of judgments/decisions pending at various stages/forums.



## Notes to the consolidated financial statements for the year ended 31 March 2024

### B. Other contingent liabilities

- (i) In July 2021, the U.S. Food and Drug Administration ("USFDA") placed the Roorkee facility under import alert, which restricted supplies to the USA from the Roorkee facility. However, subsequent to the USFDA inspection in the current year (completed on 2 February 2024), the inspection classification has been concluded as "VAI" (Voluntary Action Indicated) in April 2024. Based on this inspection and the USFDA VAI classification, the facility is considered to be in acceptable state of compliance with regard to current good manufacturing practices (cGMP). With this, the USFDA has concluded that this inspection is "closed". The Group will continue to take all necessary steps, to ensure continuous quality improvements and ensure cGMP compliance at the Roorkee site.
- (ii) Additionally, the Group is involved in other disputes, lawsuits, claims, governmental and/or regulatory inspections, inquiries, investigations and proceedings, including commercial matters that arise from time to time in the ordinary course of business. The Group believes that none of these matters, either individually or in aggregate, are expected to have any material adverse effect on its consolidated financial statements.

The above does not include all other obligations resulting from claims, legal pronouncements having financial impact in respect of which the Group generally performs the assessment based on the external legal opinion and the amount of which cannot be reliably estimated.

The Group believes that none of these matters, either individually or in aggregate, are expected to have any material adverse effect on its consolidated financial statements.

### Note 38. Commitments as at year end

#### a) Capital Commitments:

Estimated amount of contracts remaining to be executed on capital account (net of advances) is ₹ 8,642 million and ₹ 356 million (31 March 2023: ₹ 6,877 million and ₹ 1,051 million) for property, plant and equipment and intangible assets, respectively.

#### b) Other Commitments:

Export obligation undertaken by the Group under EPCG scheme to be completed over a period of five/eight years on account of import of Capital Goods at concessional import duty and remaining outstanding is ₹ Nil (31 March 2023 ₹ 127 million). Similarly, export obligation under Advance License Scheme on duty free import of specific raw materials, remaining outstanding is ₹ 44 million (31 March 2023: ₹ 3 million).

### Note 39. Leases

The details of the right-of-use assets held by the Group is as follows:

(₹ in million)

	Depreciation charge for the year ended		Net carrying amount as at	
	31 March 2024	31 March 2023	31 March 2024	31 March 2023
Land	6	5	435	423
Buildings	476	498	1,921	2,309
Office equipment	14	17	19	33
Vehicles	81	118	395	179
<b>Total</b>	<b>577</b>	<b>638</b>	<b>2,770</b>	<b>2,944</b>

Additions to the right-of-use assets during the year ended 31 March 2024 were ₹ 400 million (31 March 2023 were ₹ 439 million).

#### Amount recognised in Statement of Profit and Loss:

(₹ in million)

	For the year ended	
	31 March 2024	31 March 2023
Interest on lease liabilities	105	104
Rental expense relating to short-term leases	49	78
	<b>154</b>	<b>182</b>



## Notes to the consolidated financial statements for the year ended 31 March 2024

**Amount recognised in Statement of Cash Flows:**

(₹ in million)

	For the year ended	
	31 March 2024	31 March 2023
Total cash outflow for leases	766	883
	<b>766</b>	<b>883</b>

**Note 40.** Expenditure incurred under section 135 of the Companies Act, 2013 on Corporate Social responsibility (CSR) activities is included under donation.

**Note 41. (a)** Government grant receivable ₹ 674 million (31 March 2023: ₹ 141 million) and Government grant recognised ₹ 72 million (31 March 2023: ₹ 38 million) in Consolidated Statement of Profit and Loss.

**Note 41. (b)** During the year, finance costs amounting to ₹ 49 million and ₹ 45 million (31 March 2023: ₹ 35 million and ₹ 58 million) has been capitalized in property, plant and equipment and intangible assets, respectively, calculated using capitalisation rate of 1.86% to 9.23% (31 March 2023: 1.86% to 9.54%).

**Note 42.** The carrying value of internally generated product registration/market authorisation and other intangibles (including intangible assets under development) has been reviewed and based on prevailing market conditions, technical and financial assessment, ₹ Nil (31 March 2023: ₹ 264 million) and ₹ Nil (31 March 2023: ₹ 1,450 million) impairment has been charged in Radiopharma segment and Generics segment, respectively and included under depreciation, amortisation and impairment expense in the Consolidated Statement of Profit and Loss. Also refer note 44.

The estimate of value in use was determined using a discount rate of 9% to 13% (31 March 2023: 9% to 13%). Management's process involved making significant estimates and judgments around projected cash flows dependent on timing of launch of products, expected level of competition and margins.

**Note 43.** On 17 April 2024, Jubilant Cadista Pharmaceuticals Inc., USA, a wholly owned subsidiary of the Group, decided to close the manufacturing operations of its solid dosage formulation facility at Salisbury, Maryland, USA. The expected date of cessation of manufacturing operation at the said facility will be 17 June 2024. The Group plans to outsource manufacturing to select USFDA approved CMOs and continue the sales and marketing operations for US market.

**Note 44.** Exceptional items for the year ended 31 March 2024 include the following:

- "Right of First Refusal" waiver fee of USD 7.00 million (net of directly attributable expenses USD 0.90 million) in respect of SOFIE, to which the Group remains entitled even if the definitive merger agreement is terminated or closing of the merger transaction does not occur, amounting to ₹ 507 million (refer note 5(a)).
- Impairment of non-current assets aggregating to ₹ 2,196 million pursuant to closure of manufacturing operations of solid dosage formulation facility at Salisbury, Maryland, USA (refer note 43), as below:

(₹ in million)

	For the year ended 31 March 2024
Land-freehold	36
Building-factory	597
Plant and equipment	1,385
Furniture and fixtures	16
Office equipment	17
Capital work-in-progress	77
Software	26
Intangible assets under development	42
<b>Total</b>	<b>2,196</b>



## Notes to the consolidated financial statements for the year ended 31 March 2024

Exceptional items for the year ended 31 March 2023 include the following:

- Redemption premium of ₹ 479 million on early redemption of USD 200.00 million Senior Notes.
- Debt initiation costs of ₹ 89 million on early redemption of USD 200.00 million Senior Notes and repayment of USD 150.00 million term loan.

### Note 45. Transactions with companies struck off under section 248 of the Companies Act, 2013 or section 560 of Companies Act, 1956:

Name of struck off company	Nature of transactions with struck off company	Balance outstanding		Relationship with the struck off company, if any
		As at 31 March 2024	As at 31 March 2023	
Rachana Rubbers Private Limited	Advance lease payment (₹ in million)	1	1	-
Nilgiri Investment Co Pvt Ltd	Shares held by struck off company (No. of shares)	800	800	-

### Note 46. Share based payments

#### (a) Employee Stock Option Scheme

The Company has a stock option plan in place namely "Jubilant Pharmova Employees Stock Option Plan 2018" ("Plan 2018").

The Nomination, Remuneration and Compensation Committee ("Committee") of the Board of Directors which comprises a majority of Independent Directors is responsible for administration and supervision of the Stock Option Plan.

Under Plan 2018, up to 3,000,000 Stock Options can be issued to eligible directors (other than promoter directors and independent directors) and other specified categories of employees of the Company / subsidiaries. Exercise price shall not be higher than the market price (i.e. latest available closing price on a recognized stock exchange having highest trading volume on which the equity shares of the Company are listed) of the equity shares at the time of grant and not less than the face value of the equity shares of the Company. As per the Securities and Exchange Board of India (SEBI) guidelines, the market price is taken as the closing price on the day preceding the date of grant of options, on the stock exchange where the trading volume is the highest.

Under Plan 2018, each option, upon vesting, shall entitle the holder to acquire one equity share of ₹ 1 each. Options granted will vest in the manner decided by the Committee and specified in the grant letter, and in any event not earlier than 1 year from the grant date and no later than a period of 5 years from the grant date. Vesting of Options is a function of achievement of performance criteria or any other criteria, as specified by the Committee and communicated in the grant letter

In 2008-09, Jubilant Employees Welfare Trust ("Trust") was constituted for the purpose of acquisition of equity shares of the Company from the secondary market or subscription of shares from the Company, to hold the shares and to allocate/transfer these shares to eligible employees of the Company/subsidiaries from time to time on the terms and conditions specified under Plan 2018.

Up to 31 March 2024, Jubilant Employees Welfare Trust (the "Trust") purchased 933,762 equity shares of the Company from the open market, out of which 3,360 equity shares were transferred to the employees on exercise of Options.

#### The movement in the number of equity shares held by trust:

	As at	
	31 March 2024	31 March 2023
At the commencement of the year	209,457	107,140
Purchased during the year	722,437	104,185
Transferred to the employees on exercise of Options during the year	(1,492)	(1,868)
<b>At the end of the year</b>	<b>930,402</b>	<b>209,457</b>

## Notes to the consolidated financial statements for the year ended 31 March 2024

The movement in the stock options under "Plan 2018" during the year is set out below:

	For the year ended			
	31 March 2024		31 March 2023	
	Number of options	Weighted average exercise price (₹)	Number of options	Weighted average exercise price (₹)
Outstanding at the beginning of the year	631,335	29.14	35,734	355.61
Granted during the year	78,997	109.41	604,540	14.19
Forfeited/lapsed during the year	(8,337)	338.53	(7,071)	407.85
Exercised during the year	(1,492)	1.00	(1,868)	1.00
Outstanding at the end of the year	700,503	34.57	631,335	29.14
Exercisable at the end of the year	9,793	546.26	7,574	574.23

The weighted average share price during the year was ₹ 444.23 per share.

**Fair value of options granted:**

The weighted average fair value of options granted during the year for Plan 2018 was ₹ 325.50 (31 March 2023: ₹ 359.34) per option. The fair value at grant date is determined using the Black-Scholes-Merton model which takes into account the exercise price, the term of the option, the share price at grant date, expected price volatility of the underlying share, the expected dividend yield and the risk free interest rate for the term of the option. The following tables list the inputs to models used for fair valuation of the options:

Plan 2018	31 March 2024	31 March 2023
Expected volatility	37.41% - 45.88%	37.41% - 45.88%
Risk free interest rate	5.36% - 7.70%	5.36% - 7.70%
Exercise price (₹)	1.00 - 714.85	1.00 - 714.85
Expected dividend yield	0.52% - 1.25%	0.52% - 1.25%
Life of options (years)	1.50 - 5.50	1.87 - 5.50

Expected volatility was based on an evaluation of the historical volatility of the share price, particularly over the historical period commensurate with the expected term. The expected term of the instruments has been based on historical experience and general option holder behaviour.

**Share options outstanding at the end of the year:**

Options	31 March 2024			31 March 2023		
	Options outstanding	Weighted average remaining contractual life (in years)	Exercise Price (₹)	Options outstanding	Weighted average remaining contractual life (in years)	Exercise Price (₹)
Plan 2018	647,036	2.44	1.00	595,492	3.44	1.00
Plan 2018	9,779	2.44	714.85	13,721	3.44	714.85
Plan 2018	22,122	3.47	361.40	22,122	4.47	361.40
Plan 2018	21,566	4.43	398.10	-	-	-

**(b) Equity incentive plan**

Jubilant Therapeutics Inc., a subsidiary company, has equity incentive plan namely:

- Jubilant Therapeutics Inc. 2020 Equity Incentive Plan ("Plan 2020")

The Stock Incentive Committee ('Committee') of the Board of Directors is responsible for administration and supervision of the grant of awards under Plan 2020.



## Notes to the consolidated financial statements for the year ended 31 March 2024

Awards granted under the plan include: (a) restricted stocks and (b) non-qualified stock options

Under Plan 2020, up to 10,000 shares of Common stock of Jubilant Therapeutics Inc., can be granted as awards to employees, consultants and directors of Jubilant Therapeutics Inc., including its Group companies. Awards are to be granted at fair value on the date of the issuance of the grant.

Under Plan 2020, each award, shall entitle the holder to acquire common stock of USD 0.005. Awards granted will vest over a period of 3-4 years from the grant date. Vesting of awards is a function of achievement of performance criteria or any other criteria, as specified by the Committee and communicated in the grant letter.

**The movement in restricted stock awards under Plan 2020 during the year, is set out below:**

	For the year ended		For the year ended	
	31 March 2024		31 March 2023	
	No of awards	Exercise price	No of awards	Exercise price
Unvested at the beginning of the year	3,488	-	5,085	-
Granted during the year	-	-	-	-
Issued during the year	-	-	-	-
Cancelled during the year	447	-	350	-
Vested during the year	349	-	1,247	-
Unvested at the end of the year	2,692	-	3,488	-

**The movement in non-qualified stock options under Plan 2020 during the year, is set out below:**

	For the year ended		For the year ended	
	31 March 2024		31 March 2023	
	No of awards	Exercise price	No of awards	Exercise price
Outstanding at the beginning of the year	1,140	-	1,140	-
Granted during the year	281	-	-	-
Exercised during the year	-	-	-	-
Cancelled during the year	184	-	-	-
Outstanding at the end of the year	1,237	-	1,140	-
Exercisable at the end of the year	844	-	772	-

### Fair value of awards granted

The weighted average fair value of awards granted for Plan 2020 is USD 76.78 per award. The fair value at grant date is determined using the market approach. Under this approach, funding transactions of the biotech companies in the oncology sector in a similar phase of research is considered and "post-money valuation" to "equity funding raised to date" multiple is applied.

**Note 47.** a) There are no funds which have been advanced or loaned or invested either from borrowed funds or share premium or any other sources or kind of funds by the Holding Company or its subsidiary companies incorporated in India to or in any other persons or entities, including foreign entities ("intermediary") with the understanding, whether recorded in writing or otherwise, that the Intermediary shall directly or indirectly lend or invest in other persons or entities identified in any manner whatsoever by or on behalf of the Holding Company or its subsidiary companies incorporated in India ("Ultimate Beneficiary") or provide any guarantee, security or the like to or on behalf of the Ultimate Beneficiaries, except the following intra-group transactions:

- (i) Jubilant Biosys Limited, a wholly owned subsidiary incorporated in India loaned USD 3 million (₹ 249 million) to Jubilant Biosys Innovative Research Services Pte. Ltd., its wholly owned subsidiary, on 14 August 2023 which was further loaned to Drug Discovery and Development Solutions Limited, another wholly owned subsidiary of the Company, on 17 August 2023 which

## Notes to the consolidated financial statements for the year ended 31 March 2024

was invested in Jubilant Therapeutics Inc., a subsidiary of the Company, on 17 August 2023 which was ultimately invested in Jubilant Episcribe LLC, Jubilant Epicore LLC, Jubilant Epipad LLC and Jubilant Prodel LLC, its wholly owned subsidiaries, in multiple tranches during the year.

- (ii) Jubilant Therapeutics India Limited, a wholly owned subsidiary incorporated in India invested USD 0.5 million (₹ 42 million) in Jubilant Therapeutics Inc., its subsidiary, on 8 January 2024 which was ultimately invested in Jubilant Epicore LLC, its wholly owned subsidiary, on 19 January 2024.

The Group has complied with relevant provisions of the Foreign Exchange Management Act, 1999 (42 of 1999), to the extent applicable, the Companies Act, 2013 for such transactions and these transactions are not violative of the Prevention of Money-Laundering Act, 2002 (15 of 2003) and are eliminated in full in the consolidated financial statements.

- (b) There are no funds which have been received by the Group from any persons or entities, including foreign entities ("Funding Parties"), with the understanding, whether recorded in writing or otherwise, that the Group shall:
  - (i) directly or indirectly, lend or invest in other persons or entities identified in any manner whatsoever ("Ultimate Beneficiaries") by or on behalf of the Funding Party; or
  - (ii) provide any guarantee, security or the like from or on behalf of the Ultimate Beneficiaries.

**Note 48.** The Ministry of Corporate Affairs (MCA) has prescribed a new requirement for companies under the proviso to Rule 3(1) of the Companies (Accounts) Rules, 2014 inserted by the Companies (Accounts) Amendment Rules 2021 requiring companies, which uses accounting software for maintaining its books of account, to use only such accounting software which has a feature of recording audit trail of each and every transaction, creating an edit log of each change made in the books of account along with the date when such changes were made and ensuring that the audit trail cannot be disabled.

The Company and its subsidiary companies incorporated in India use accounting software for maintaining its books of account, which includes a feature for recording an audit trail (edit log) of all relevant transactions throughout the year. However, the audit trail (edit logs) feature for any direct changes at the database level was not enabled in the accounting software for the period from 1 April 2023 to 30 November 2023. The management implemented the audit trail (edit logs) feature at the database level for all accounting software in the current year effective from 1 December 2023.



## Notes to the consolidated financial statements for the year ended 31 March 2024

### Note 49. Additional information, as required under Schedule III to the Companies Act, 2013, of enterprises consolidated as Subsidiary

Name of the Enterprise	Net Assets (Total assets - Total liabilities)		Share in profit/(loss)		Share in other comprehensive income		Share in total comprehensive income	
	As % of consolidated net assets	Amount (₹ in million)	As % of consolidated profit/(loss)	Amount (₹ in million)	As % of Consolidated other comprehensive income	Amount (₹ in million)	As % of Consolidated total comprehensive income	Amount (₹ in million)
<b>Parent</b>								
Jubilant Pharmova Limited	43.80%	23,745	43.47%	316	(0.92%)	(5)	24.47%	311
<b>Subsidiaries</b>								
<b>Indian</b>								
1 Jubilant Clinsys Limited	0.07%	38	0.28%	2	-	-	0.16%	2
2 Jubilant Biosys Limited	9.83%	5,329	41.13%	299	(0.37%)	(2)	23.37%	297
3 Jubilant First Trust Healthcare Limited	0.08%	42	-	-	-	-	-	-
4 Jubilant Generics Limited	21.87%	11,856	(7.57%)	(55)	-	-	(4.33%)	(55)
5 Jubilant Draximage Limited	(0.02%)	(9)	(0.14%)	(1)	-	-	(0.08%)	(1)
6 Jubilant Employees Welfare Trust	2.16%	1,169	5.09%	37	-	-	2.91%	37
7 Jubilant Therapeutics India Limited	2.40%	1,301	24.90%	181	7.72%	42	17.55%	223
8 Jubilant Business Services Limited	0.06%	32	-	-	-	-	-	-
<b>Foreign</b>								
1 Jubilant Pharma NV	2.97%	1,608	(0.28%)	(2)	1.47%	8	0.47%	6
2 Jubilant Pharmaceuticals NV	(0.13%)	(72)	(2.20%)	(16)	-	-	(1.26%)	(16)
3 PSI Supply NV	0.20%	107	0.96%	7	-	-	0.55%	7
4 Jubilant Pharma Holdings Inc.	55.40%	30,032	32.74%	238	79.96%	435	52.95%	673
5 Jubilant Clinsys Inc.	(0.00%)	(1)	(0.14%)	(1)	-	-	(0.08%)	(1)
6 Jubilant HollisterStier LLC	30.97%	16,790	467.40%	3,398	43.75%	238	286.07%	3,636
7 Jubilant Pharma Limited	7.32%	3,967	(142.23%)	(1,034)	11.58%	63	(76.40%)	(971)
8 Jubilant Cadista Pharmaceuticals Inc.	4.39%	2,378	(477.99%)	(3,475)	11.95%	65	(268.29%)	(3,410)
9 Jubilant Discovery Services LLC	0.16%	88	0.83%	6	0.18%	1	0.55%	7

Notes to the consolidated financial statements for the year ended 31 March 2024

Name of the Enterprise	Net Assets (Total assets - Total liabilities)		Share in profit/(loss)		Share in other comprehensive income		Share in total comprehensive income	
	As % of consolidated net assets	Amount (₹ in million)	As % of consolidated profit/(loss)	Amount (₹ in million)	As % of Consolidated other comprehensive income	Amount (₹ in million)	As % of Consolidated total comprehensive income	Amount (₹ in million)
10 Jubilant Draximage (USA) Inc.	0.21%	112	11.69%	85	0.18%	1	6.77%	86
11 Jubilant Draximage Inc.	79.76%	43,239	444.98%	3,235	203.49%	1,107	341.62%	4,342
12 Draximage (UK) Limited	0.00%	-	-	-	-	-	-	-
13 Jubilant Innovation (USA) Inc.	0.88%	479	0.28%	2	(0.92%)	(5)	(0.24%)	(3)
14 Draxis Pharma LLC	0.04%	20	-	-	-	-	-	-
15 Jubilant HollisterStier Inc.	17.00%	9,217	(72.08%)	(524)	26.10%	142	(30.06%)	(382)
16 TrialStat Solutions Inc.	0.10%	55	1.79%	13	-	-	1.02%	13
17 Drug Discovery and Development Solutions Limited	5.59%	3,030	84.87%	617	6.99%	38	51.53%	655
18 Jubilant Pharma Australia Pty Limited	0.00%	(1)	-	-	0.55%	3	0.24%	3
19 Jubilant Draximage Radiopharmacies Inc	0.80%	432	2.34%	17	1.10%	6	1.81%	23
20 Jubilant Pharma SA (Pty) Limited	0.01%	7	0.28%	2	-	-	0.16%	2
21 Jubilant Therapeutics Inc.	(6.22%)	(3,373)	(167.40%)	(1,217)	(7.17%)	(39)	(98.82%)	(1,256)
22 Jubilant Episcrite LLC	0.89%	483	-	-	1.47%	8	0.63%	8
23 Jubilant Epicore LLC	2.04%	1,104	(0.14%)	(1)	3.86%	21	1.57%	20
24 Jubilant Prodeli LLC	1.15%	621	-	-	1.84%	10	0.79%	10
25 Jubilant Epipad LLC	1.07%	580	-	-	1.84%	10	0.79%	10
26 Jubilant Pharma UK Limited	0.02%	13	2.20%	16	0.37%	2	1.42%	18
27 Jubilant Biosys Innovative Research Services Pte. Limited	0.83%	451	(0.28%)	(2)	5.70%	31	2.28%	29
28 Jubilant Pharma ME FZ-LLC	(0.05%)	(27)	(1.10%)	(8)	0.37%	2	(0.47%)	(6)
29 1359773 B.C. Unlimited Liability Company	-	-	-	-	-	-	-	-
<b>Partnership controlled through subsidiaries</b>	7.87%	4,268	(71.94%)	(523)	8.64%	47	(37.45%)	(476)
<b>Associates</b>	4.64%	2,517	33.15%	241	6.25%	34	21.64%	275
<b>Total eliminations *</b>	(198.16%)	(107,416)	(154.89%)	(1,126)	(315.98%)	(1,719)	(223.84%)	(2,845)
<b>Total</b>	<b>100.00%</b>	<b>54,211</b>	<b>100.00%</b>	<b>727</b>	<b>100.00%</b>	<b>544</b>	<b>100.00%</b>	<b>1,271</b>

\* Non-controlling interest included in respective subsidiaries - Net liabilities: ₹ 128 million, share in loss ₹ 44 million, share in other comprehensive loss ₹ 2 million and share in total comprehensive loss ₹ 46 million. Also refer note 2(b).



## Notes to the consolidated financial statements for the year ended 31 March 2024

### Note 50. Earnings per share

		For the year ended	
		31 March 2024	31 March 2023
<b>Profit/(loss) for basic and diluted earnings per share of ₹ 1 each</b>	<b>₹ in million</b>	<b>771</b>	<b>(610)</b>
Weighted average number of equity shares used in computing earnings per share*			
<b>For basic earnings per share</b>	Nos.	<b>158,505,987</b>	<b>159,147,533</b>
For diluted earnings per share:			
No. of shares for basic earnings per share	Nos.	158,505,987	159,147,533
Add: Potential dilutive effects of stock options	Nos.	350,634	-
<b>No. of shares for diluted earnings per share</b>	Nos.	<b>158,856,621</b>	<b>159,147,533</b>
<b>Earnings per equity share of ₹ 1 each</b>			
Basic	₹	4.87	(3.83)
Diluted	₹	4.86	(3.83)

\* The weighted average number of shares takes into account the weighted average effect of changes in treasury share during the year. There have been no other transactions involving equity shares or potential equity shares between the reporting date and the date of authorisation of these consolidated financial statements.

**Note 51.** Previous year figures have been regrouped/ reclassified to conform to the current year's classification.

The accompanying notes form an integral part of the consolidated financial statements

As per our report of even date attached

For and on behalf of the Board of Directors of **Jubilant Pharmova Limited**

For **Walker Chandiok & Co LLP**

Chartered Accountants

Firm Registration Number: 001076N/N500013

**Ashish Gupta**

Partner

Membership No.: 504662

**Shyam S. Bhartia**

Chairman

DIN: 00010484

**Priyavrat Bhartia**

Managing Director

DIN: 00020603

**Arvind Chokhany**

Group Chief Financial Officer and

Whole Time Director

DIN : 06668147

**Naresh Kapoor**

Company Secretary

ACS-11782

Place: Noida

Date: 29 May 2024

Place: Noida

Date: 29 May 2024



## FORM AOC-1

(Pursuant to first proviso to sub-section (3) of section 129 read with rule 5 of Companies (Accounts) Rules, 2014)  
Statement containing salient features of financial statements of subsidiary/ associates/ joint ventures as per Companies Act, 2013

## PART "A": SUBSIDIARIES

Sr. No.	Name of the subsidiary	Date since when subsidiary was acquired / incorporated	Reporting currency	Share capital	Reserves & surplus	Total assets	Total liabilities	Investments (4)	Turnover / Total income	Foreign Currencies in absolute terms (₹ in million)				
										Profit/(loss) before taxation	Provision for taxation	Profit/(loss) after taxation	Proposed dividend	% of shareholding
1	Jubilant Clinsys Limited	21 September 2004	INR	20	18	38	-	-	2	2	-	2	Nil	100.00%
2	Jubilant Biosys Limited (6)	03 February 2004	INR	2,521	2,808	7,986	2,657	-	4,715	409	110	299	Nil	100.00%
3	Jubilant First Trust Healthcare Limited	23 May 2007	INR	21	21	42	-	-	-	-	-	-	Nil	100.00%
4	Jubilant Generics Limited	25 November 2013	INR	26	11,830	14,720	2,864	-	3,883	(91)	(36)	(55)	Nil	100.00%
5	Jubilant Pharma NV	27 May 2004	EUR	16,180,000	1,708,012	17,964,795	76,783	-	-	(18,178)	-	(18,178)	Nil	100.00%
6	Jubilant Pharmaceuticals NV	28 May 2004	EUR	894	714	1,615	7	-	-	(2)	-	(2)	Nil	100.00%
7	PSI Supply NV	28 May 2004	EUR	1,050,300	(1,856,334)	492,612	1,298,646	-	10,526	(179,703)	-	(179,703)	Nil	100.00%
8	Jubilant Pharma Holdings Inc.	12 September 2005	USD	64	(136)	44	116	-	2,074,184	(16)	25,294	67,998	Nil	100.00%
9	Jubilant Clinsys Inc.	04 October 2005	USD	665,000	527,463	1,675,728	483,265	-	186	93,292	2	7	Nil	100.00%
10	Jubilant HollisterStier LLC	31 May 2007	USD	43	64	151	44	-	493,075,69	(375,810)	(31,567,20)	2,780,910	Nil	100.00%
11	Jubilant Pharma Limited	19 May 2005	USD	12,178	17,854	62,510	32,478	-	4,086	(24)	(262)	238	Nil	100.00%
12	Jubilant Cadista Pharmaceuticals Inc.	01 July 2005	USD	37,629,630	(37,635,516)	53,536	59,422	-	(10,382)	(1)	1,506	(11,888)	Nil	100.00%
13	Jubilant Discovery Services LLC	17 June 2008	USD	1,986	(1,987)	4	5	-	-	(1)	-	(1)	Nil	100.00%
14	Jubilant Draximage Inc.	04 November 2008	USD	21,521,278	179,781,048	354,933,957	153,631,631	-	207,217,906	51,011,819	9,947,343	41,064,476	Nil	100.00%
15	Jubilant Draximage Inc.	28 May 2008	USD	877	15,913	29,603	12,813	-	17,155	4,224	826	3,398	Nil	100.00%
16	Draximage (UK) Limited	10 December 2002	GBP	3,485,000	(2,436,655)	1,291,089	242,744	-	1,062,111	(4,358)	(883)	(3,475)	Nil	100.00%
17	Jubilant Innovation (USA) Inc.	14 July 2009	USD	185	(97)	108	20	-	88	79,235	-	6	Nil	100.00%
18	Jubilant Draximage Limited	09 September 2009	USD	9	1,340,647	4,638,568	3,297,912	-	9,699,215	1,301,603	274,919	1,026,684	Nil	100.00%
19	Draxis Pharma LLC	01 October 2009	USD	2,073,438	516,347,346	632,115,197	113,694,413	-	376,223,744	54,334,241	15,285,867	39,048,374	Nil	100.00%
20	Jubilant HollisterStier Inc.	01 October 2009	USD	101	43,138	52,722	9,483	-	31,145	4,501	1,266	3,235	Nil	100.00%
			INR	1	-	1	-	-	-	-	-	-	Nil	100.00%
			USD	2,975,000	2,774,403	5,791,678	42,275	923,709	74,939	52,990	19,765	33,225	Nil	100.00%
			INR	160	319	483	4	77	6	4	2	2	Nil	100.00%
			USD	1	(10)	1	10	-	-	(1)	-	(1)	Nil	100.00%
			INR	250,100	(6,684)	249,782	6,366	-	-	(4,992)	(1,022)	(3,970)	Nil	100.00%
			INR	12	8	21	1	-	-	-	-	-	Nil	100.00%
			USD	145,856,844	(35,354,947)	110,995,094	493,197	-	(6,329,934)	(19,629)	(19,629)	(6,310,305)	Nil	100.00%
			INR	6,624	2,593	9,258	41	-	(526)	(2)	(2)	(524)	Nil	100.00%



## FORM AOC-1 (Continued)

Sr. No.	Name of the subsidiary	Date since when subsidiary was acquired / incorporated	Reporting currency	Share capital	Reserves & surplus	Total assets	Total liabilities	Investments (4)	Turnover / Total income	Profit/ (loss) before taxation	Provision for taxation	Profit/ (loss) after taxation	Foreign Currencies in absolute terms	
													Profit/ (loss) after dividend taxation	% of shareholding
21	TrialStat Solutions Inc.	18 October 2010	CAD	150,000	759,855	1,448,742	538,887	-	1,730,127	309,111	96,881	212,230	Nil	100.00%
22	Drug Discovery and Development Solutions Limited	06 August 2013	USD	4,650,001	31,671,837	70,859,828	34,537,990	-	8,710,815	7,427,466	(958)	7,428,424	Nil	100.00%
23	Jubilant Pharma Australia Pty Limited	11 August 2016	INR	302	2,728	5,910	2,880	-	723	617	-	617	Nil	100.00%
24	Jubilant Pharma Australia Pty Limited	11 August 2016	AUD	20,000	(41,037)	32,348	53,385	-	29,713	1,737	-	1,737	Nil	100.00%
24	Jubilant Employees Welfare Trust	22 November 2008	INR	1	(2)	2	3	-	2	-	-	-	Nil	100.00%
25	Jubilant Draximage Radiopharmacies Inc.	08 March 2017	USD	114,505,000	(109,322,244)	5,371,076	188,320	-	199,849	199,353	2,281	197,072	Nil	100.00%
26	Jubilant Pharma SA (Pty) Limited	14 February 2019	INR	8,386	(7,954)	448	16	-	17	17	-	17	Nil	100.00%
26	Jubilant Pharma SA (Pty) Limited	14 February 2019	ZAR	280,000	1,359,747	24,738,391	23,098,644	-	30,641,800	612,835	197,393	415,442	Nil	100.00%
27	Jubilant Therapeutics India Limited	20 March 2019	INR	1	6	108	101	-	136	3	1	2	Nil	100.00%
28	Jubilant Therapeutics Inc.	19 February 2019	USD	560	(40,445,562)	37,337,561	77,782,563	-	231	167	(14)	181	Nil	100.00%
29	Jubilant Business Services Limited	28 March 2019	INR	1	31	41	9	-	2	-	-	-	Nil	100.00%
30	Jubilant Episcribe LLC	28 March 2019	USD	5,836,440	(39,471)	6,231,017	434,048	-	1,526	(1,129)	-	(1,129)	Nil	96.37%
31	Jubilant Epicore LLC	28 March 2019	INR	439	44	520	37	-	3,826	(10,536)	-	(10,536)	Nil	96.37%
32	Jubilant Prodel LLC	28 March 2019	INR	1,025	79	1,196	92	-	748	(285)	-	(285)	Nil	96.37%
33	Jubilant Epipad LLC	28 March 2019	USD	7,751,317	(307,776)	7,525,979	82,438	-	1,597	(1,226)	-	(1,226)	Nil	96.37%
34	Jubilant Pharma UK Limited	17 April 2019	GBP	5,000	127,369	6,657,368	6,524,999	-	8,086,431	161,730	(10,421)	172,151	Nil	100.00%
35	Jubilant Biosys Innovative Research Services Pte Limited	22 July 2020	INR	5,819,101	(409,871)	8,557,845	3,148,615	2,149,552	842	14	(2)	16	Nil	100.00%
36	Jubilant Pharma ME FZ-LLC	31 October 2021	AED	424	27	714	263	180	21	(2)	-	(2)	Nil	100.00%
37	1359773 B.C. Unlimited Liability Company	26 April 2022	INR	11	(38)	184	211	-	150	(8)	-	(8)	Nil	100.00%
			CAD	1	-	2,501	2,500	-	-	-	-	-	Nil	100.00%
			INR	-	-	-	-	-	-	-	-	-	Nil	100.00%

## Notes:

- 1) Reporting period of all the Subsidiary Companies is 1 April 2023 to 31 March 2024.
- 2) Converted into Indian Rupees at the exchange rate as on 31 March 2024 : 1EUR = INR 89.88, 1USD = INR 83.41, 1GBP = INR 105.03, 1CAD = INR 61.27, 1AUD = INR 54.11, 1ZAR = INR 4.37, 1AED = INR 22.71.
- 3) The above statement excludes inter company eliminations.
- 4) Excludes investment in subsidiaries.

## FORM AOC-1 (Continued)

**PART "B": ASSOCIATES AND JOINT VENTURES**  
**Statement pursuant to Section 129 (3) of the Companies Act, 2013 related to Associate Companies and Joint Ventures**

Sr. No.	Name of Associates/Joint Ventures	Latest audited Balance Sheet date	Shares of Associate/Joint Ventures held by the company on the year end							Profit/Loss for the year	
			Date on which Associate or Joint Venture was associated or acquired	No.	Amount of Investment in Associates/Joint Venture (₹ in million)	Extent of Holding %	Net worth attributable to shareholding as per latest audited Balance Sheet (₹ in million)	Description of how there is significant influence	Reason why the associate/joint venture is not consolidated	Considered in consolidation (₹ in million)	Not considered in consolidation (₹ in million)
1	Sofie Biosciences, Inc. [refer note 5(a) of the Consolidated Financial Statements]	31 December 2023	04 November 2020	2,997,274	2,439	25.81%	1,307	By virtue of shareholding	Not Applicable	246	Not Applicable
2	SPV Laboratories Pvt. Ltd.	31 March 2023	01 April 2022	1,037,582	72	25.21%	17	By virtue of shareholding	Not Applicable	(5)	Not Applicable
3	O2 Renewable Energy XVI Private Limited	-	02 January 2024	851,853	6	21.67%	-	By virtue of shareholding	Not Applicable	-	Not Applicable

1) Names of associates or joint ventures which are yet to commence operations : Nil

2) Name of associates or joint ventures which have been liquidated or sold during the year : Nil

For and on behalf of the Board of Directors of **Jubilant Pharmova Limited**

**Shyam S. Bhartia**  
*Chairman*  
 DIN: 00010484

**Priyavrat Bhartia**  
*Managing Director*  
 DIN: 00020603

**Arvind Chokhany**  
*Group Chief Financial Officer and  
 Whole Time Director*  
 DIN : 06668147

**Naresh Kapoor**  
*Company Secretary*  
 ACS-11782

Place: Noida  
 Date: 29 May 2024





**JUBILANT**  
**PHARMOVA**

**Jubilant Pharmova Limited**

1A, Sector 16A, Noida - 201 301, Uttar Pradesh, India

Tel.: +91 120 436 1000, Fax : +91 120 423 4881

Email: [support@jubl.com](mailto:support@jubl.com)

Website: [www.jubilantpharmova.com](http://www.jubilantpharmova.com)