



JKTIL:SECTL:SE:AGM 2024

Date: - 8 JUL 2024

BSE Ltd. Phiroze Jeejeebhoy Towers, Dalal Street, Mumbai-400 001.  <b>Scrip Code: 530007</b>	National Stock Exchange of India Ltd. Exchange Plaza, C-1, Block-G Bandra -Kurla Complex, Bandra(E), Mumbai -400 051.  <b>Symbol: JKTYRE</b>
---	--

Re: Annual General Meeting and Integrated Annual Report FY 2023-24

Dear Sir,

Pursuant to Regulation 34 of the SEBI (Listing Obligations and Disclosure Requirements) Regulations, 2015, we are submitting herewith Integrated Annual Report of the Company for the financial year 2023-24 along with Notice of the 71<sup>st</sup> Annual General Meeting scheduled to be held on Friday, 2<sup>nd</sup> August 2024 at 3.30 P.M. IST at Kankroli, Rajasthan, which are being dispatched/sent to the members by the permitted modes.

Thanking you,

Yours faithfully,  
for JK Tyre & Industries Ltd.

(PK Rustagi)  
Vice President (Legal) & Company Secretary

Encl: As above





3, Bahadur Shah Zafar Marg, New Delhi-110 002

## NOTICE

NOTICE is hereby given that the seventy-first Annual General Meeting of the Members of JK Tyre & Industries Ltd. will be held at the Registered Office of the Company at Jaykaygram, PO - Tyre Factory, Kankroli - 313 342 (Rajasthan) on Friday, 2<sup>nd</sup> August 2024 at 3.30 P.M. IST to transact the following business:

1. To receive, consider and adopt - a) the audited standalone financial statements of the Company for the financial year ended 31<sup>st</sup> March, 2024 and the Reports of the Board of Directors and Auditors thereon; and b) the audited consolidated financial statements of the Company for the financial year ended 31<sup>st</sup> March, 2024 and the Reports of the Auditors thereon.
2. To confirm payment of Interim Dividend of ₹ 1/- per equity share and to declare Final Dividend of ₹ 3.50 per equity share for the financial year ended 31<sup>st</sup> March 2024.
3. To consider and if thought fit to pass, with or without modification(s), the following as a Special Resolution:

“RESOLVED that pursuant to the provisions of Section 152 of the Companies Act, 2013 (the Act) and Regulation 17(1A) of the Securities and Exchange Board of India (Listing Obligations and Disclosure Requirements) Regulations, 2015 and other applicable provisions, if any, including any statutory modification(s) or re-enactment thereof, for the time being in force, Shri Bharat Hari Singhania (DIN: 00041156), retiring by rotation at this Annual General Meeting, be and is hereby re-appointed as a Director liable to retire by rotation and shall continue as a Non-executive Director of the Company.”

4. To consider and if thought fit to pass, with or without modification(s), the following as a Special Resolution:

“RESOLVED that pursuant to the provisions of Sections 149, 152 and any other applicable provisions, if any, of the Companies Act, 2013 (Act) and the rules made thereunder (including any statutory modification(s) or re-enactment thereof, for the time being in force) read with Schedule IV to the Act and the SEBI (Listing Obligations and Disclosure Requirements) Regulations, 2015 (Listing Regulations), as amended from time to time, Smt. Meera Shankar (DIN: 06374957), who was appointed as an Independent Director of the Company at the Annual General Meeting held on 22<sup>nd</sup> September 2020 for a term of five consecutive years and who is eligible for re-appointment as an Independent Director, and who meets the criteria for Independence as provided in the Act and the Listing Regulations, be and is hereby re-appointed as an Independent Director of the Company to hold office for a second term of five consecutive years with effect from 30<sup>th</sup> January 2025.”

5. To consider and if thought fit to pass, with or without modification(s), the following as a Special Resolution:

“RESOLVED that Shri Krishna Kumar Bangur (DIN: 00029427), who was appointed by the Board of Directors as an Additional Director of the Company with effect from 1<sup>st</sup> June 2024 in terms of Section 161 of the Companies Act, 2013 read with the Articles of Association of the Company, be and is hereby appointed as a Director of the Company liable to retire by rotation.

RESOLVED FURTHER that pursuant to the provisions of Sections 149, 150, 152 and other applicable provisions, if any, of the Companies Act, 2013 and the rules made thereunder (including any statutory modification(s) or re-enactment thereof for the time being in force) read with Schedule IV to the Companies Act, 2013 and the SEBI (Listing Obligations and Disclosure Requirements) Regulations, 2015, Shri Krishna Kumar Bangur be and is hereby appointed as an Independent Director of the Company to hold the office for a term of five consecutive years with effect from 1<sup>st</sup> June 2024.”

6. To consider and if thought fit to pass, with or without modification(s), the following as a Special Resolution:

“RESOLVED that pursuant to the provisions of the Securities and Exchange Board of India (Listing Obligations and Disclosure Requirements) Regulations, 2015 and the provisions of Section 197 of the Companies Act, 2013 read with Schedule V thereto and the other relevant provisions, rules, regulations and guidelines as may be applicable from time to time, approval of the Company be and is hereby accorded - for payment of the existing remuneration of ₹ 33.50 Lakh per month to Shri Bharat Hari Singhania, DIN: 00041156, a non-executive Director (along with other remuneration as may be applicable to the directors of the Company who are neither managing directors nor whole-time directors) for a period of two years commencing 1<sup>st</sup> October 2024, and approval of the Company be and is hereby also accorded to the payment of remuneration as aforesaid, in case his remuneration exceeds fifty per cent of the total annual remuneration payable to all the non-executive directors of the Company taken together, during the financial year ending 31<sup>st</sup> March 2025, and approval of the Company be and is hereby also further accorded to the payment of remuneration, which is over and above the limit of one percent of the net profits on the remuneration for all the directors who are neither managing directors nor whole-time directors and also over and above the limit, on total managerial remuneration, of eleven percent of the net profits specified in Section 197 of the said Act, in respect of any financial year.

RESOLVED FURTHER that the Board of Directors of the Company or a Committee thereof, be and is hereby authorised to do all such acts, deeds and things, as may be deemed necessary to give effect to this resolution and for the matters connected herewith or incidental hereto.”

7. To consider and if thought fit to pass, with or without modification(s), the following as an Ordinary Resolution:

“RESOLVED that pursuant to the provisions of Section 148 and all other applicable provisions of the Companies Act, 2013, if any, and the Companies (Audit and Auditors) Rules, 2014 or any statutory modification(s) or re-enactment thereof, the Cost Accountants appointed by the Board as the Cost Auditors of the Company to conduct the audit of the cost records of the Company for the financial year commencing 1<sup>st</sup> April 2024, be paid the remuneration of ₹ 3.0 Lakh (Rupees Three Lakh Only) per annum, in addition to applicable taxes and reimbursement of actual expenses of travel outside Delhi for the said audit, as recommended by the Audit Committee and approved by the Board of Directors at their respective meetings held on 21<sup>st</sup> May 2024.

RESOLVED FURTHER that the Board of Directors of the Company be and is hereby authorised to do all acts and take all such steps as may be necessary, proper or expedient to give effect to this resolution.”

Regd. Office:  
Jaykaygram, PO-Tyre Factory,  
Kankroli - 313 342(Rajasthan)  
Phone: 02952-233400/233000  
Fax: 02952-232018  
Email id: [investorjktyre@jktmail.com](mailto:investorjktyre@jktmail.com)  
CIN: L67120RJ1951PLC045966  
Website: [www.jktyre.com](http://www.jktyre.com)  
Date: 21<sup>st</sup> May, 2024

By Order of the Board

Pawan Kumar Rustagi  
Vice President (Legal)  
& Company Secretary

## NOTES:

1. A MEMBER ENTITLED TO ATTEND AND VOTE AT THE MEETING IS ENTITLED TO APPOINT A PROXY TO ATTEND AND ON A POLL TO VOTE INSTEAD OF HIMSELF. SUCH PROXY NEED NOT BE A MEMBER OF THE COMPANY. PROXIES IN ORDER TO BE EFFECTIVE MUST BE RECEIVED AT THE REGISTERED OFFICE OF THE COMPANY NOT LESS THAN 48 HOURS BEFORE THE MEETING.

A PERSON CAN ACT AS A PROXY ON BEHALF OF MEMBERS NOT EXCEEDING FIFTY AND HOLDING IN THE AGGREGATE NOT MORE THAN TEN PERCENT OF THE TOTAL SHARE CAPITAL OF THE COMPANY. A MEMBER HOLDING MORE THAN TEN PERCENT OF THE TOTAL SHARE CAPITAL OF THE COMPANY MAY APPOINT A SINGLE PERSON AS PROXY AND SUCH PERSON SHALL NOT ACT AS PROXY FOR ANY OTHER PERSON OR SHAREHOLDER.

2. Statement pursuant to Section 102 of the Companies Act, 2013 (Act), setting out the material facts concerning Item Nos. 3 to 7 of the Notice, is annexed hereto.
3. Relevant documents referred to in the accompanying Notice and the Statement pursuant to Section 102 of the Act, shall be available for inspection at the Registered Office and the copies thereof at the Administrative Office of the Company during normal business hours (between 11.00 A.M. to 1.00 P.M.) on all working days up to and including the date of the Annual General Meeting (AGM).
4. The Register of Members and the Share Transfer Books of the Company will remain closed from 27<sup>th</sup> July to 2<sup>nd</sup> August, 2024 (both days inclusive).
5. The final dividend of ₹ 3.50 per Equity Share of ₹ 2/- each (175%) as recommended by the Board of Directors, if declared at the AGM, is planned to be paid within two weeks, but not later than 30 days, of the date of the AGM to the Members whose names are borne on the Company's Register of Members on 26<sup>th</sup> July 2024 or to their mandatees. The final dividend, as aforesaid, is in addition to Interim Dividend of ₹ 1.0 per Equity Share of ₹ 2/- each (50%) for the financial year ended 31<sup>st</sup> March 2024, which has already been paid. The total dividend for the financial year ended 31<sup>st</sup> March 2024 aggregates to ₹ 4.50 per equity share (225%).
6. In respect of shares held in dematerialised form, the dividend will be paid to all the beneficial owners as at the end of the day on 26<sup>th</sup> July 2024, as per the list of beneficial owners to be received from the Depositories for this purpose.
7. Pursuant to the requirement of the Income-tax Act, 1961, the Company will be required to withhold taxes as may be required, at the prescribed rates on the dividend paid to its shareholders. The withholding tax rate would vary depending on the residential status of the shareholder and documents registered with the Company.
8. Electronic copy of the Annual Report for the financial year (FY) 2023-24, the Notice of the 71<sup>st</sup> AGM of the Company along with Admission Slip and Proxy Form are being emailed to all the members whose email addresses are registered with the Company/Depository Participants. Physical copy of the aforesaid documents may be sent on request by any such Member.

Physical copy of the Annual Report for the FY 2023-24, the Notice of the 71<sup>st</sup> AGM of the Company along with Admission Slip and Proxy Form are being sent to those members who have not registered their email addresses with the Company/Depository Participants. The Annual Report for FY 2023-24 and the Notice of the 71<sup>st</sup> AGM will also be available on the Company's website - [www.jktyre.com](http://www.jktyre.com) and websites of the Stock Exchanges, i.e., BSE Limited and National Stock Exchange of India Limited at [www.bseindia.com](http://www.bseindia.com) and [www.nseindia.com](http://www.nseindia.com), respectively. The Notice of AGM is also available on the website of CDSL at [www.evotingindia.com](http://www.evotingindia.com).

9. **Members who have not registered their email addresses so far are requested to register their e-mail addresses for receiving all communications including Annual Report, Notices, Circulars, etc. from the Company electronically.**
10. Remote e-voting procedure: In compliance with the provisions of Section 108 of the Companies Act, 2013 read with relevant rules thereunder and Regulation 44 of the SEBI (Listing Obligations and Disclosure Requirements) Regulations, 2015 (Listing Regulations) and SEBI Master Circular dated 11<sup>th</sup> July 2023 read with SEBI Circular dated 9<sup>th</sup> December 2020, the Company is pleased to provide to its members, facility to exercise their right to vote at the 71<sup>st</sup> AGM by electronic means and the business may be transacted through remote e-voting services provided by Central Depository Services (India) Ltd. (CDSL). Remote e-voting is optional. The facility for voting by ballot/polling paper shall also be made available at the AGM and members attending the AGM who have not already cast their vote by remote e-voting shall be able to exercise their right to cast vote at the AGM. The members who have cast their vote by remote e-voting prior to the meeting date may also attend the meeting but shall not be entitled to cast their vote again.

### A. THE INSTRUCTIONS FOR SHAREHOLDERS FOR REMOTE E-VOTING ARE AS UNDER:

**Step 1:** Access through Depositories CDSL/NSDL e-Voting system in case of individual shareholders holding shares in demat mode.

**Step 2:** Access through CDSL e-Voting system in case of shareholders holding shares in physical mode and non-individual shareholders in demat mode.

- (i) The voting period begins on 30<sup>th</sup> July, 2024 from 10.00 A.M. and ends on 1<sup>st</sup> August, 2024 at 5.00 P.M. During this period, members of the Company holding equity shares either in physical form or in dematerialized form, as on the cut-off date i.e., 26<sup>th</sup> July, 2024 may cast their vote electronically. The e-voting module shall be disabled by CDSL for voting thereafter.
- (ii) Members who have already voted prior to the meeting date would not be entitled to vote at the AGM venue.
- (iii) Pursuant to the said SEBI Master Circular dated 11<sup>th</sup> July 2023 read with SEBI Circular dated 9<sup>th</sup> December 2020, under Regulation 44 of the Listing Regulations, all individual shareholders holding equity shares of the Company in demat mode can cast their vote, by way of a single login credential, through their demat accounts/websites of Depositories/ Depository Participants.

**Step 1: Access through Depositories CDSL/NSDL e-Voting system in case of individual shareholders holding shares in demat mode.**

- (iv) Shareholders are advised to update their mobile number and email Id in their demat accounts in order to access e-Voting facility.

Pursuant to the above said SEBI Circulars, login method for e-Voting for **Individual shareholders holding securities in Demat Mode with CDSL/NSDL**, is given below:

Type of shareholders	Login Method
<b>Individual Shareholders holding securities in Demat mode with CDSL</b>	<ol style="list-style-type: none"> <li>1) Users who have opted for CDSL's Easi / Easiest facility, can login through their existing User Id and password. Option will be made available to reach e-Voting page without any further authentication. The users to login to Easi / Easiest are requested to visit CDSL website <a href="http://www.cdslindia.com">www.cdslindia.com</a> and click on login icon &amp; New System Myeasi Tab.</li> <li>2) After successful login, the Easi/Easiest user will be able to see the e-Voting option for eligible companies where the e-voting is in progress as per the information provided by company. On clicking the e-voting option, the user will be able to see e-Voting page of the e-Voting service provider for casting your vote during the remote e-Voting period. Additionally, there are also links provided to access the system of all e-Voting Service Providers, so that the user can visit the e-Voting service providers' website directly.</li> <li>3) If the user is not registered for Easi/Easiest, option to register is available at CDSL website <a href="http://www.cdslindia.com">www.cdslindia.com</a> and click on login &amp; New System Myeasi Tab and then click on registration option.</li> <li>4) Alternatively, the user can directly access e-Voting page by providing Demat Account Number and PAN from e-Voting link available on <a href="http://www.cdslindia.com">www.cdslindia.com</a> home page. The system will authenticate the user by sending OTP on registered Mobile Number and Email Id as recorded in the Demat Account. After successful authentication, user will be able to see the e-Voting option where the e-Voting is in progress and also able to directly access the system of all e-Voting Service Providers.</li> </ol>
<b>Individual Shareholders holding securities in demat mode with NSDL</b>	<ol style="list-style-type: none"> <li>1) If you are already registered for NSDL IDeAS facility, please visit the e-Services website of NSDL. Open web browser by typing the following URL: <a href="https://eservices.nsdl.com">https://eservices.nsdl.com</a> either on a Personal Computer or on a mobile. Once the home page of e-Services is launched, click on the "Beneficial Owner" icon under "Login" which is available under 'IDeAS' section. A new screen will open. You will have to enter your User ID and Password. After successful authentication, you will be able to see e-Voting services. Click on "Access to e-Voting" under e-Voting services and you will be able to see e-Voting page. Click on Company Name or e-Voting service provider name and you will be re-directed to e-Voting service provider website for casting your vote during the remote e-Voting period.</li> <li>2) If the user is not registered for IDeAS e-Services, option to register is available at <a href="https://eservices.nsdl.com">https://eservices.nsdl.com</a> Select "Register Online for IDeAS Portal" or click at <a href="https://eservices.nsdl.com/SecureWeb/IdeasDirectReg.jsp">https://eservices.nsdl.com/SecureWeb/IdeasDirectReg.jsp</a></li> <li>3) Visit the e-Voting website of NSDL. Open web browser by typing the following URL: <a href="https://www.evoting.nsdl.com/">https://www.evoting.nsdl.com/</a> either on a Personal Computer or on a mobile. Once the home page of e-Voting system is launched, click on the icon "Login" which is available under 'Shareholder/Member' section. A new screen will open. You will have to enter your User ID (i.e. your sixteen digit demat account number held with NSDL), Password/OTP and a Verification Code as shown on the screen. After successful authentication, you will be redirected to NSDL Depository site wherein you can see e-Voting page. Click on Company name or e-Voting service provider name and you will be redirected to e-Voting service provider website for casting your vote during the remote e-Voting period.</li> </ol>
<b>Individual Shareholders (holding securities in demat mode) login through their Depository Participants (DP)</b>	You can also login using the login credentials of your demat account through your Depository Participant registered with NSDL/CDSL for e-Voting facility. After successful login, you will be able to see e-Voting option. Once you click on e-Voting option, you will be redirected to NSDL/CDSL Depository site after successful authentication, wherein you can see e-Voting feature. Click on Company Name or e-Voting service provider name and you will be redirected to e-Voting service provider's website for casting your vote during the remote e-Voting period.

**Important Note:** Members who are unable to retrieve User ID/ Password are advised to use Forget User ID and Forget Password option available at abovementioned website.

**Helpdesk for Individual Shareholders holding securities in demat mode for any technical issues related to login through Depository i.e., CDSL and NSDL.**

Login type	Helpdesk details
Individual Shareholders holding securities in Demat mode with <b>CDSL</b>	Members facing any technical issue in login can contact CDSL helpdesk by sending a request at <a href="mailto:helpdesk.evoting@cdslindia.com">helpdesk.evoting@cdslindia.com</a> or contact at toll free no. 1800 22 55 33.
Individual Shareholders holding securities in Demat mode with <b>NSDL</b>	Members facing any technical issue in login can contact NSDL helpdesk by sending a request at <a href="mailto:evoting@nsdl.co.in">evoting@nsdl.co.in</a> or call at: 022-4886 7000 and 022-2499 7000.

**Step 2: Access through CDSL e-Voting system in case of shareholders holding shares in physical mode and non-individual shareholders in demat mode.**

- (v) Login method for remote e-Voting for **physical shareholders and shareholders other than individual, holding in Demat form**

- 1) The shareholders should log on to the e-voting website [www.evotingindia.com](http://www.evotingindia.com).
- 2) Click on "Shareholders/Members" module.
- 3) Now enter your User ID:
  - a. For CDSL: 16 digits Beneficiary ID,
  - b. For NSDL: 8 Character DP ID followed by 8 Digits Client ID,

- c. Shareholders holding shares in physical form should enter Folio Number registered with the Company.
- 4) Next enter the Image Verification as displayed and Click on Login.
- 5) If you are holding shares in demat form and had logged on to [www.evotingindia.com](http://www.evotingindia.com) and voted on an earlier e-Voting of any company, then your existing password is to be used.
- 6) If you are a first-time user, follow the steps given below:

	<b>For Physical shareholders and other than individual shareholders holding shares in Demat form</b>
PAN	Enter your 10 digit alpha-numeric PAN issued by Income Tax Department (Applicable for both demat shareholders as well as physical shareholders) <ul style="list-style-type: none"> <li>• Shareholders who have not updated their PAN with the Company/Depository Participant are requested to use the sequence number sent by Company/RTA or contact Company/RTA.</li> <li>• In case the sequence number is less than 8 digits, enter the applicable number of 0's before the sequence number and after the first two characters of the name in CAPITAL letters e.g., if your name is Ramesh Kumar and sequence number is 1, then enter RA00000001 in the PAN field.</li> </ul>
Dividend Bank Details OR Date of Birth (DOB)	Enter the Dividend Bank Details or Date of Birth (in dd/mm/yyyy format) as recorded in your demat account or in the Company records in order to login. <ul style="list-style-type: none"> <li>• If both the details are not recorded with the depository or Company, please enter the Member Id/folio number in the Dividend Bank details field.</li> </ul>

- (vi) After entering these details appropriately, click on "SUBMIT" tab.
- (vii) Shareholders holding shares in physical form will then directly reach the Company selection screen. However, shareholders holding shares in demat form will now reach 'Password Creation' menu wherein they are required to mandatorily enter their login password in the new password field. Kindly note that this password is to be also used by the demat holders for voting for resolutions of any other company on which they are eligible to vote, provided that company opts for e-Voting through CDSL platform. It is strongly recommended not to share your password with any other person and take utmost care to keep your password confidential.
- (viii) For shareholders holding shares in physical form, the details can be used only for e-Voting on the resolutions contained in this Notice.
- (ix) Click on the EVSN relevant for 'JK Tyre & Industries Ltd.'
- (x) On the voting page, you will see "RESOLUTION DESCRIPTION" and against the same the option "YES/NO" for voting. Select the option 'YES' or 'NO' as desired. The option 'YES' implies that you assent to the Resolution and option 'NO' implies that you dissent to the Resolution.
- (xi) Click on the "RESOLUTIONS FILE LINK" if you wish to view the entire Resolution details.
- (xii) After selecting the resolution, you have decided to vote on, click on "SUBMIT". A confirmation box will be displayed. If you wish to confirm your vote, click on "OK", else to change your vote, click on "CANCEL" and accordingly modify your vote.
- (xiii) Once you "CONFIRM" your vote on the resolution, you will not be allowed to modify your vote.
- (xiv) You can also take a print of the votes cast by clicking on "Click here to print" option on the Voting page.
- (xv) If a demat account holder has forgotten the login password then Enter the User ID and the image verification code and click on Forgot Password & enter the details as prompted by the system.
- (xvi) There is also an optional provision to upload BR/POA, if any uploaded, which will be made available to the Scrutinizer for verification.

**(xvii) Additional Facility for Non – Individual Shareholders and Custodians – For Remote e-Voting only.**

- Non-Individual shareholders (i.e., other than Individuals, HUF, NRI, etc.) and Custodians are required to log on to [www.evotingindia.com](http://www.evotingindia.com) and register themselves in the "Corporates" module.
- A scanned copy of the Registration Form bearing the stamp and sign of the entity should be emailed to [helpdesk.evoting@cdslindia.com](mailto:helpdesk.evoting@cdslindia.com).
- After receiving the login details, a Compliance User should be created using the admin login and password. The Compliance User would be able to link the account(s) for which they wish to vote on.
- The list of accounts linked in the login will be mapped automatically and can be delinked in case of any wrong mapping.
- It is mandatory that, a scanned copy of the Board Resolution and Power of Attorney (POA) which they have issued in favour of the Custodian, if any, should be uploaded in PDF format in the system for the Scrutinizer to verify the same.
- Alternatively, Non Individual shareholders are required to mandatorily send the relevant Board Resolution/ Authority letter, etc. together with attested specimen signature of the duly authorized signatory who are authorized to vote, to the Scrutinizer and to the Company at the email address i.e., [investorjkyre@jkm.com](mailto:investorjkyre@jkm.com), if they have voted from individual tab and not uploaded same in the CDSL e-Voting system for the Scrutinizer to verify the same.

**B. PROCESS FOR THOSE SHAREHOLDERS WHOSE EMAIL ID /MOBILE NO. ARE NOT REGISTERED WITH THE COMPANY/ DEPOSITORIES:**

- (i) For Physical shareholders - please provide necessary details like Folio No., Name of shareholder, scanned copy of the share certificate (front and back), PAN (self attested scanned copy of PAN card), AADHAR (self attested scanned copy of Aadhar Card) by email to [investorjkyre@jkm.com](mailto:investorjkyre@jkm.com) or [rta@alankit.com](mailto:rta@alankit.com).
- (ii) For Demat shareholders - Please update your email id and mobile number with your respective Depository Participant (DP).
- (iii) For Individual Demat shareholders – Please update your email id & mobile number with your respective Depository Participant (DP) which is mandatory while e-Voting and joining virtual meetings through Depository.

### C. OTHER INSTRUCTIONS:

- (i) If you have any queries or issues regarding e-Voting from the CDSL e-Voting System, you can write an email to helpdesk.evoting@cdslindia.com or contact at toll free no. 1800 22 55 33.
  - (ii) All grievances connected with the facility for voting by electronic means may be addressed to Shri Rakesh Dalvi, Sr. Manager, Central Depository Services (India) Limited (CDSL), A Wing, 25<sup>th</sup> Floor, Marathon Futorex, Mafatlal Mills Compound, N.M. Joshi Marg, Lower Parel (East), Mumbai - 400 013 or send an email to helpdesk.evoting@cdslindia.com or call toll free no. 1800 22 55 33.
11. Any person, who acquires shares of the Company and becomes Member of the Company after dispatch of the Notice and holding shares as on the cut-off date i.e., 26<sup>th</sup> July 2024 may follow the same instructions as mentioned above for remote e-Voting.
  12. The voting rights of shareholders shall be in proportion to their shares of the paid up equity share capital of the Company as on the cut-off date i.e., 26<sup>th</sup> July 2024 and a person who is not a member as on the cut-off date should treat the Notice for information purposes only.
  13. The Company has appointed Shri Ronak Jhuthawat (Certificate of Practice No.-12094) of M/s Ronak Jhuthawat & Co., Company Secretaries as Scrutinizer and Ms. Monika Jain of M/s Monika Jain & Associates (Certificate of Practice No.-22831), Company Secretaries as Alternate Scrutinizer, to scrutinize the voting (at AGM venue) and remote e-voting process, in a fair and transparent manner and they have communicated their willingness to be appointed and be available for the purpose of ascertaining the requisite majority.
  14. The Scrutinizer shall, immediately after the conclusion of voting at the AGM, first count the votes cast at the meeting, thereafter unblock the votes cast through remote e-voting in the presence of at least two witnesses not in employment of the Company and make a consolidated Scrutinizer's Report of the total votes cast in favour or against, if any, to the Chairman of the Company or a person authorized by him in writing, who shall countersign the same. The Chairman or a person authorized by him in writing shall declare the result of the voting forthwith not later than two working days of the conclusion of the Meeting.
  15. A person whose name is recorded in the Register of Members or in the Register of Beneficial Owners maintained by the Depositories as on the cut-off date i.e., 26<sup>th</sup> July 2024 and who has not cast vote by remote e-voting, and being present at the AGM either personally or through proxy, only shall be entitled to vote at the AGM. Ballot papers will be available at the venue of the AGM.
  16. The results declared along with the consolidated Scrutinizer's Report shall be placed on the Company's website [www.jktyre.com](http://www.jktyre.com) and on the website of CDSL ([www.evotingindia.com](http://www.evotingindia.com)) and shall simultaneously be forwarded to the Stock Exchanges. The result of the voting will also be displayed at the Notice Board at the Registered Office and the Administrative Office of the Company.
  17. This Notice also contains a route map of the venue of AGM.

### STATEMENT UNDER SECTION 102 OF THE COMPANIES ACT, 2013

#### Item no. 3

Shri Bharat Hari Singhania joined the Company on 4<sup>th</sup> November 1987 and was Managing Director of the Company from 1994 till 30<sup>th</sup> September 2021. The Members of the Company at their Annual General Meeting (AGM) held on 27<sup>th</sup> August 2021 approved continuation of Shri Bharat Hari Singhania as a Non-executive Director of the Company w.e.f. 1<sup>st</sup> October 2021, since he expressed desire not to seek re-appointment as Managing Director.

Pursuant to the provisions of Section 152 of the Companies Act, 2013 (Act), Shri Bharat Hari Singhania shall retire by rotation at this AGM and being eligible, offered himself for re-appointment as a Director

of the Company, liable to retire by rotation. As per the provisions of Regulation 17(1A) of the Listing Regulations, the Company is required to take approval of the members by means of a Special Resolution to appoint a person or continue the directorship of any person as a Non-executive Director who has attained the age of seventy five years.

Shri Bharat Hari Singhania, is an industrialist with over 63 years of experience in managing various industries including Cement, Automotive Tyres, Paper, Jute, Synthetics, high yielding Hybrid Seeds, Audio Magnetic Tapes, etc. Shri Bharat Hari Singhania was and has been Chairman/Director of several industrial and other companies. He is past President of the Indian Chamber of Commerce and Chairman of Indian Jute Mills Association. He also headed the Indian Jute Industries Research Association and has served on various government committees and participated in various overseas delegations. Shri Bharat Hari Singhania is heading various philanthropic organizations of JK Group such as Lakshmi Pat Singhania Education Foundation, Lakshmi Pat Singhania Medical Foundation and Pushpawati Singhania Hospital & Research Institute. He is also actively associated with many other Academic Institutions which are run by JK Group. He has passion for promoting educational institutions, health care, cultural & other philanthropic activities. Presently, he is also President of J.K. Organisation.

Considering his vast experience and deep knowledge in the areas of sustainable & long-term financial structuring, policy planning, corporate governance practices, strategy and other long-term developmental activities, it was considered that his continued association with the Company will be beneficial and invaluable, and will be in the overall interest of the Company and its stakeholders, since the Company and management will continue to derive the benefits seamlessly by leveraging on his vast experience and deep understanding and knowledge.

Shri Bharat Hari Singhania, age eighty-six years, is a commerce graduate and belongs to promoter group. He attended three board meetings of the Company held during the financial year ended 31<sup>st</sup> March 2024. Shri Singhania holds 10,94,723 Equity Shares of ₹ 2/- each of the Company, Shri Singhania is brother of Dr. Raghupati Singhania, Chairman & Managing Director. Except this, Shri Bharat Hari Singhania is not related to any other Director or Key Managerial Personnel of the Company. It may be mentioned that Shri B. H. Singhania is being paid remuneration as per details given in the Resolution at Item No. 6 of the Notice of this AGM read with Statement under Section 102 of the Companies Act, 2013.

His other Directorships: (A) Listed Companies - He is Chairman of Bengal & Assam Company Ltd. (B) Unlisted Companies - Rockwood Properties Private Ltd., Tanvi Commercial Private Ltd., Hari Shankar Singhania Holdings Private Ltd., HSS Stock Holding Private Ltd., Pushpawati Singhania Hospital & Research Institute, Henry F. Cockill & Sons Ltd., Dhanlakshmi Building Development Pvt. Ltd. and BH Singhania Trading Pvt. Ltd. Chairmanship/ Membership of Shri Singhania in the Committees of Directors in other Companies in terms of Regulation 26 of the SEBI (Listing Obligations and Disclosure Requirements) Regulations, 2015 - NIL. Listed entities from which Shri Singhania has resigned in the past three years - Shri Bharat Hari Singhania has stepped down from both, JK Paper Ltd. and JK Lakshmi Cement Ltd., as Chairman and Director, effective 1<sup>st</sup> April 2024, and appointed as Chairman Emeritus and Strategic Advisor w.e.f. the said date. He has also stepped down as Chairman and Director of JK Agri Genetics Ltd. effective 21<sup>st</sup> May 2024.

Shri Bharat Hari Singhania is not disqualified from being appointed as a Director in terms of Section 164 of the said Act or debarred from holding the office of a Director pursuant to any SEBI Order or any other such authority.

The Board recommends the Special Resolution for approval by the members.

Except Shri Bharat Hari Singhania, Dr. Raghupati Singhania, Chairman & Managing Director and their relatives to the extent of their shareholding, if any, in the Company, none of the other Directors or Key Managerial Personnel of the Company and/or their relatives is concerned or interested, financially or otherwise, in the aforesaid Resolution.

**Item no. 4**

The shareholders of the Company at their Annual General Meeting (AGM) held on 22<sup>nd</sup> September 2020 appointed Smt. Meera Shankar as an Independent Director of the Company for a term of 5 (five) consecutive years with effect from 30<sup>th</sup> January 2020. Accordingly, the first term of Smt. Meera Shankar as an Independent Director will determine on 29<sup>th</sup> January 2025.

As per the provisions of the Companies Act, 2013, an Independent Director shall be eligible for re-appointment for another term of 5 consecutive years subject to compliance of certain conditions and also passing of a Special Resolution by the members of the Company. Further, no Independent Director shall hold office for more than two consecutive terms. The re-appointment of Independent Director shall be on the basis of the report of performance evaluation.

Such Independent Directors will also not be subject to retirement of Directors by rotation and accordingly, while ascertaining total number of Directors for the purposes of determining Directors liable to retire by rotation, Independent Directors shall not be included.

The Board, based on the performance evaluation and as per the recommendations of the Nomination and Remuneration Committee of Directors, considers that given the knowledge, background, experience and contribution made by Smt. Meera Shankar during her tenure, it would be in the interest of the Company to have continued association of Smt. Meera Shankar as an Independent Director of the Company. Furthermore, pursuant to the requirements of the Securities and Exchange Board of India (Listing Obligations and Disclosure Requirements) Regulations, 2015 (Listing Regulations), the Company is required to have atleast one independent woman director.

Accordingly, the Board recommended re-appointment of Smt. Meera Shankar as an Independent Director of the Company, for a second term of five consecutive years with effect from 30<sup>th</sup> January 2025.

The Company has received declaration from Smt. Meera Shankar that she meets the criteria of independence and is not aware of any circumstance or situation, which exists or may be reasonably anticipated, that could impair or impact her ability to discharge her duties with an objective independent judgment and without any external influence, as prescribed under the said Act and the Listing Regulations. Smt. Meera Shankar is not disqualified from being appointed as a Director in terms of Section 164 of the said Act or debarred from holding the office of a Director pursuant to any SEBI Order or any other such authority.

In the opinion of the Board, Smt. Meera Shankar fulfills the conditions specified in the said Act and Rules made thereunder and also the Listing Regulations for her re-appointment as an Independent Director of the Company and that she is independent of the Management.

Copy of the draft letter of re-appointment of Smt. Meera Shankar as an Independent Director setting out the terms and conditions would be available for inspection.

Brief resume of Smt. Meera Shankar:

Smt. Meera Shankar, age 73 years, had an illustrious career spanning over 40 years in the Indian Foreign Services. She served as India's Ambassador to Germany and the United States of America among other key roles. She also served in the Prime Minister's Office for six years, working on foreign policy and security matters. Thereafter, she led the Commercial Wing in the Indian Embassy in Washington as Minister (Commerce) till 1995. She returned as Director General of the Indian Council of Cultural Relations, overseeing India's cultural diplomacy. She has had extensive experience in South Asia having worked in Bangladesh, Sri Lanka and the Maldives as Under Secretary and Deputy Secretary in the Ministry of External Affairs. As Joint Secretary, she headed divisions dealing with many of India's SAARC neighbours and as Additional Secretary, she handled the UN and international security issues. She joined the Board of Directors of the Company on 30<sup>th</sup> January 2020. She has wide knowledge and experience in international policy, global business strategy and community service. She brings diverse perspective in the Board deliberations and strengthens broad basing of board composition. Smt. Meera Shankar possesses requisite skills, knowledge and

experience to make effective contribution to the Board and its committees and meets the requirements.

Smt. Meera Shankar attended all the four board meetings of the Company held during the financial year ended 31<sup>st</sup> March 2024.

Smt. Shankar does not hold any Equity Share of the Company and she is not related to any Director or Key Managerial Personnel of the Company. The terms and conditions of her re-appointment are as per the Resolution at Item No. 4 of the Notice of this AGM read with Statement under Section 102 of the Companies Act, 2013. For details of remuneration drawn during the financial year 2023-24, please refer to the Corporate Governance Report printed in the Annual Report of the Company for the said financial year. As an Independent Director of the Company, she is entitled to fee for participating in the meetings of the Board or Committees thereof, reimbursement of expenses for participating in the said meetings and profit related commission, within the limits stipulated under the Companies Act, 2013 and the approval of the Members, wherever applicable.

Her other Directorships: (A) Listed Companies - She is a Director of ITC Limited, Pidilite Industries Limited and Adani Energy Solutions Limited. (B) Unlisted Company – She is a Director of INDO – MIM Ltd. Chairmanship/ Membership of Smt. Meera Shankar in the Committees of Directors in other companies in terms of Regulation 26 of the SEBI (Listing Obligations and Disclosure Requirements) Regulations, 2015 - Chairperson of Stakeholders Relationship Committee of INDO – MIM Limited, Member of Audit Committee of Adani Energy Solutions Ltd. and INDO – MIM Limited. Listed entities from which Smt. Meera Shankar has resigned in the past three years – NIL.

The Board recommends the aforesaid Special Resolution for approval by the members.

Except Smt. Meera Shankar and her relatives to the extent of their shareholding, if any, in the Company, none of the Directors or Key Managerial Personnel of the Company and/or their relatives are concerned or interested, financially or otherwise, in the aforesaid resolution.

**Item no. 5**

Based on the recommendation of the Nomination and Remuneration Committee, the Board at its meeting held on 21<sup>st</sup> May, 2024 appointed Shri Krishna Kumar Bangur as an Additional Director in the category of Independent Director for a term of five consecutive years w.e.f. 1<sup>st</sup> June 2024, subject to approval of the members of the Company within stipulated time from the date of appointment.

Pursuant to the provisions of Section 161 of the Companies Act, 2013 (Act), Regulation 17 of the Securities and Exchange Board of India (Listing Obligations and Disclosure Requirements) Regulations, 2015 (Listing Regulations) and the Articles of Association of the Company, Shri Krishna Kumar Bangur holds office only up to the date of the next annual general meeting or for a period of three months from the date of appointment, whichever is earlier. The proposed Special Resolution as at Item No. 5 of the Notice of this Annual General Meeting (AGM) is for approval of the members for appointment of Shri Krishna Kumar Bangur as a Director of the Company and also as an Independent Director for a period of five consecutive years.

The Company has received declaration from Shri Krishna Kumar Bangur that he meets the criteria of independence and is not aware of any circumstance or situation, which exists or may be reasonably anticipated, that could impair or impact his ability to discharge his duties with an objective independent judgment and without any external influence, as prescribed under the said Act and the Listing Regulations. Shri Krishna Kumar Bangur is not disqualified from being appointed as a Director in terms of Section 164 of the said Act or debarred from holding the office of a Director pursuant to any SEBI Order or any other such authority. The Company has also received a notice under Section 160 of the Companies Act, 2013 from a shareholder proposing name of Shri Krishna Kumar Bangur for appointment as an Independent Director of the Company.

In the opinion of the Board, Shri Krishna Kumar Bangur fulfills the conditions specified in the said Act, Rules made thereunder and the Listing Regulations for his appointment as an Independent Director

of the Company and he is independent of the Management. His appointment on the Board also satisfies the requirement of the Listing Regulations for appointment of an Independent Director on the Board of the Company. As an Independent Director, he will not be liable to retire by rotation and accordingly while ascertaining total number of directors for the purposes of determining directors liable to retire by rotation, the Independent Director shall not be included.

Copy of the draft letter of appointment of Shri Krishna Kumar Bangur as an Independent Director setting out the terms and conditions would be available for inspection.

Brief resume of Shri Krishna Kumar Bangur:

Shri Krishna Kumar Bangur, age 63 years, is Chairman of Graphite India Limited, one of leading manufacturers of Graphite Electrodes in India. He has been a director of Graphite India Limited since July 1988 and Chairman since July 1993. He has more than 39 years of experience in managing the affairs of companies and business activities.

He is past President of All India Organization of Employers (AIOE) and Indian Chamber of Commerce, Kolkata. He is currently member of Board of Governors of Indian Institute of Social Welfare and Business Management (IISWBM) and Executive Committee member of FICCI. Shri Bangur is a commerce graduate from Calcutta University.

Shri Bangur has skills in the areas of business philosophy, entrepreneurship and commercial. Shri Bangur possesses requisite skills, knowledge and experience to make effective contribution to the Board and its committees and meets the requirements.

Shri Bangur has been appointed as a director on the Board of the Company w.e.f. 1<sup>st</sup> June 2024 and accordingly, he is entitled to attend the Board Meeting after the said date. Shri Bangur does not hold any Equity Share of the Company and he is not related to any Director or Key Managerial Personnel of the Company. The terms and conditions of his appointment are as per the Resolution at Item No. 5 of the Notice of this AGM read with Statement under Section 102 of the Companies Act, 2013. As an Independent Director of the Company, he is entitled to fee for participating in the meetings of the Board or Committees thereof, reimbursement of expenses for participating in the said meetings and profit related commission, within the limits stipulated under the Companies Act, 2013 and the approval of the Members, wherever applicable.

His other Directorships: (A) Listed Companies – He is the Chairman of Graphite India Limited and GKW Limited. (B) Unlisted Companies – He is Chairman of Shree Laxmi Agents Private Limited, Emerald Company Private Limited and Carbon Finance Limited. He is a Director of The Marwar Textiles (Agency) Private Limited and Matrix Commercial Private Limited. He is also Chairman of General Graphene Corporation, USA. Chairmanship/ Membership of Shri Bangur in the Committees of Directors in other companies in terms of Regulation 26 of the SEBI (Listing Obligations and Disclosure Requirements) Regulations, 2015 - Chairman of Stakeholders Relationship Committee of Graphite India Limited. Listed entities from which Shri Bangur has resigned in the past three years - NIL.

The Board recommends the aforesaid Resolution for approval by the members by means of a Special Resolution.

Except Shri Krishna Kumar Bangur and his relatives to the extent of their shareholding, if any, in the Company, none of the Directors or Key Managerial Personnel of the Company and/or their relatives are concerned or interested, financially or otherwise, in the aforesaid resolution.

#### **Item no. 6**

Shri Bharat Hari Singhania was Managing Director of the Company from 1994 till 30<sup>th</sup> September 2021. After completion of his term as Managing Director (MD) on 30<sup>th</sup> September 2021, Shri Singhania has been continuing as a Non-executive Director with effect from 1<sup>st</sup> October 2021, since he expressed his desire not to seek re-appointment as MD.

Keeping in view the business dynamics and considering the need for smooth transition of responsibilities, Shri B.H. Singhania agreed to be available to the Company and management and provide his guidance

and mentorship, for which he is being paid remuneration of ₹ 33.50 Lakh per month (along with other remuneration as may be applicable to the directors of the Company who are neither managing directors nor whole-time directors) as per terms approved by the shareholders of the Company at their Annual General Meeting (AGM) held on 27<sup>th</sup> August 2021 in accordance with the provisions of Section 197 of the Companies Act, 2013 read with Schedule V thereto and the Securities and Exchange Board of India (Listing Obligations and Disclosure Requirements) Regulations, 2015 (Listing Regulations), for a period of three years commencing 1<sup>st</sup> October 2021.

The Company has grown manifold since commencement of automobile tyre/tubes business in 1975. Further, the Company has taken up Research & Development activities and exports in a big way besides expansion/debottlenecking at new greenfield and existing multi-location plants in the States of Rajasthan, Madhya Pradesh, Karnataka and Chennai. The Company has also acquired a large tyre manufacturing plant in Mexico in the year 2008 and a large tyre manufacturing facility in Uttarakhand from Kesoram Industries Ltd., through its subsidiary – Cavendish Industries Ltd. Consequently, responsibilities of the managerial personnel have increased substantially with the growth of the Company. Shri Bharat Hari Singhania's continued guidance and strategic inputs will help in maintaining alignment with the Company's future and current progress.

Keeping in view the continuing concern for staying competitive and in leadership position in various segments of automotive tyres in which the Company operates, it was considered necessary that the Company keep pursuing its quest for growth, both organically and inorganically. Continuous growth also adds long term shareholders value and also helps in retaining talent, sustainability of business, etc. This will require support of the promoter group, long-term financial resources as well as strategic inputs and advice. In this backdrop, it was felt that guidance and mentorship of Shri B.H. Singhania, a promoter director, is required for some more time.

Therefore, it was considered prudent that the Company and its Board have the benefit of continued involvement and association of Shri B.H. Singhania for two more years commencing 1<sup>st</sup> October 2024 on the existing terms and remuneration, as aforesaid and as detailed in the Special Resolution at Item No. 6.

Shri Bharat Hari Singhania, is an industrialist with over 63 years of experience in managing various industries including Cement, Automotive Tyres, Paper, Jute, Synthetics, high yielding Hybrid Seeds, Audio Magnetic Tapes, etc. Shri Bharat Hari Singhania was and has been Chairman/Director of several industrial and other companies. He is past President of the Indian Chamber of Commerce and Chairman of Indian Jute Mills Association. He also headed the Indian Jute Industries Research Association and has served on various government committees and participated on various overseas delegations. Shri Bharat Hari Singhania is heading various philanthropic organizations of JK Group such as Lakshmi Singhania Education Foundation, Lakshmi Singhania Medical Foundation and Pushpawati Singhania Hospital & Research Institute. He is also actively associated with many other Academic Institutions which are run by JK Group. He has passion for promoting educational institutions, health care, cultural & other philanthropic activities. Presently, he is also President of J.K. Organisation.

Shri Bharat Hari Singhania, age eighty-six years, is a commerce graduate and belongs to promoter group. He attended three board meetings of the Company held during the financial year ended 31<sup>st</sup> March 2024. Shri Singhania holds 10,94,723 Equity Shares of ₹ 2/- each of the Company. Shri Singhania is brother of Dr. Raghupati Singhania, Chairman & Managing Director. Except this, Shri Bharat Hari Singhania is not related to any other Director or Key Managerial Personnel of the Company.

His other Directorships: (A) Listed Companies - He is Chairman of Bengal & Assam Company Ltd. (B) Unlisted Companies - Rockwood Properties Private Ltd., Tanvi Commercial Private Ltd., Hari Shankar Singhania Holdings Private Ltd., HSS Stock Holdings Private Ltd., Pushpawati Singhania Hospital & Research Institute, Henry F. Cockill & Sons Ltd., Dhanlakshmi Building Development Pvt. Ltd.



and BH Singhania Trading Pvt. Ltd. Chairmanship/ Membership of Shri Singhania in the Committees of Directors in other Companies in terms of Regulation 26 of the SEBI (Listing Obligations and Disclosure Requirements) Regulations, 2015 - NIL. Listed entities from which Shri Singhania has resigned in the past three years - Shri Bharat Hari Singhania has stepped down from both, JK Paper Ltd. and JK Lakshmi Cement Ltd., as Chairman and Director, effective 1<sup>st</sup> April 2024, and appointed as Chairman Emeritus and Strategic Advisor w.e.f. the said date. He has also stepped down as Chairman and Director of JK Agri Genetics Ltd. effective 21<sup>st</sup> May 2024.

The particulars of remuneration proposed to be paid to Shri Bharat Hari Singhania during the period of two years commencing 1<sup>st</sup> October 2024 are given in the Special Resolution at Item No. 6 of this Notice. For the details of the remuneration drawn during the financial year 2023-24, please refer to the Corporate Governance Report printed in the Annual Report of the Company for the said financial year.

The Nomination and Remuneration Committee and the Board have approved renewal of the said arrangement with Shri B.H. Singhania, on the terms as aforesaid.

In terms of Regulation 17(6) of the Listing Regulations, a listed company is required to obtain approval of shareholders by special resolution every year, in which the annual remuneration payable to a non-executive director exceeds fifty per cent of the total annual remuneration payable to all non-executive directors. It is expected that aggregate amount of remuneration and commission, as may be paid to Shri Bharat Hari Singhania during the financial year ending 31<sup>st</sup> March 2025, as aforesaid, may exceed fifty percent of the total annual remuneration that may be payable to all non-executive directors of the Company for the financial year 2024-25.

Accordingly, the Resolution at Item No. 6 is recommended to the members by the Board for passing as Special Resolution as required under the provisions of the Companies Act, 2013 and the Listing Regulations.

Except Shri Bharat Hari Singhania, Dr. Raghupati Singhania, Chairman & Managing Director and their relatives to the extent of their shareholding, if any, in the Company, none of the other Directors or Key Managerial Personnel of the Company and/or their relatives is concerned or interested, financially or otherwise, in the aforesaid Resolution.

#### **Item no. 7**

The Board at its meeting held on 21<sup>st</sup> May 2024, on the recommendation of the Audit Committee, has appointed M/s R.J. Goel & Co., Cost Accountants as the Cost Auditors to conduct the audit of the cost records of the Company for the financial year commencing 1<sup>st</sup> April 2024 at a remuneration of ₹ 3.0 Lakh (Rupees Three Lakh Only), in addition to applicable taxes, etc.

In accordance with the provisions of Section 148 of the Companies Act, 2013 read with the Companies (Audit and Auditors) Rules, 2014, the remuneration as mentioned above, payable to the Cost Auditors has to be ratified by the shareholders of the Company.

The Board recommends aforesaid resolution for the approval of the members.

None of the Directors or Key Managerial Personnel of the Company and/or their relatives is concerned or interested, financially or otherwise, in the aforesaid resolution.

Regd. Office:  
Jaykaygram, PO-Tyre Factory,  
Kankroli - 313 342(Rajasthan)  
Phone: 02952-233400/233000  
Fax: 02952-232018  
Email id: [investorjktyre@jkmail.com](mailto:investorjktyre@jkmail.com)  
CIN: L67120RJ1951PLC045966  
Website: [www.jktyre.com](http://www.jktyre.com)  
Date: 21<sup>st</sup> May 2024

By Order of the Board

Pawan Kumar Rustagi  
Vice President (Legal)  
& Company Secretary

#### **FOR ATTENTION OF THE SHAREHOLDERS**

1. Members/Proxies should bring the Attendance Slip sent herewith duly filled in for attending the Meeting.
2. Please check the Pincode in the address slip pasted on the envelope and advise correction, if any, therein. Also please do indicate the Pincode Number of your delivery post office while notifying change in your address to the Company where shares are held in physical form.
3. (a) As per SEBI directions, the securities of the listed entities can be transferred only in dematerialized form from 1<sup>st</sup> April 2019. In view of the above and to avail other benefits of dematerialisation, members who are still holding shares in physical form are requested to dematerialize their shares. For guidance on how to dematerialize the shares, please visit our website at [www.jktyre.com](http://www.jktyre.com).  
(b) Members may please note that SEBI has mandated the listed companies to issue securities in dematerialized form only, while processing various service requests viz. issue of duplicate share certificate; claim from unclaimed suspense account; renewal/ exchange of share certificate; endorsement; sub-division/splitting of share certificate; consolidation of shares certificates/folios; transmission and transposition. Accordingly, Members are requested to make service requests by submitting a duly filled and signed Form ISR – 4, which is available on the Company's website at [www.jktyre.com](http://www.jktyre.com).  
(c) SEBI has made it mandatory for all holders of physical securities in the listed companies to furnish PAN, Choice of Nomination, Contact details (Postal address with PIN and Mobile Number), Bank Account details and Specimen Signature for their corresponding folio numbers.

The Company has already sent letters to all members holding shares in physical form for furnishing their PAN, KYC details and nomination etc. in prescribed forms (Form ISR-1, ISR-2, ISR-3, SH-13 and SH-14). These forms are available on Company's website at [www.jktyre.com](http://www.jktyre.com).

Members who have not submitted such details so far are requested to submit the same to the Registrar and Share Transfer Agent (RTA), Alankit Assignments Limited (Unit: JK Tyre & Industries Ltd.) at 205-208, Anarkali Complex, Jhandewalan Extension, New Delhi- 110 055 or email at [kycupdate@alankit.com](mailto:kycupdate@alankit.com).

- (d) SEBI vide its Master circular dated 31<sup>st</sup> July 2023 (updated as on 4<sup>th</sup> August 2023 and 20<sup>th</sup> December 2023) has established a common Online Dispute Resolution Portal ("ODR Portal") for resolution of disputes arising in the Indian Securities Market. Pursuant to above-mentioned circular, post exhausting the option to resolve their grievances with the RTA/ Company directly and through existing SCORES platform, the investors can initiate dispute resolution through the ODR Portal (<https://smartodr.in/login>). The said circular is available on the website of the Company at [www.jktyre.com](http://www.jktyre.com).

4. **Dividend Warrants:** As per SEBI (Listing Obligations and Disclosure Requirements) Regulations 2015, it is mandatory for the Company to print the bank account details of the investor on dividend payment instrument, where payment of dividend cannot be made through any prescribed electronic mode. Accordingly, the Members are requested to register/update their correct bank account details with the Company/RTA/Depository Participant, as the case may be along with nine digit MICR/NECS details.

In case, where bank account details of the investor are not available, the Company will print address of the investor on the dividend warrants.

5. **Investor Education and Protection Fund:**

- a) **Unclaimed Dividends** - Transfer to Investor Education and Protection Fund: The unclaimed dividend will be transferred to the Investor Education and Protection Fund on expiry of 7 years from the date the dividend became due for payment as under:

Dividend	Due date for transfer to the said Fund
➤ Financial Year ended 31.3.2017 • 125% Dividend	8 <sup>th</sup> August 2024
➤ Financial Year ended 31.3.2018 • 75% Dividend	27 <sup>th</sup> August 2025
➤ Financial Year ended 31.3.2019 • 75% Dividend	19 <sup>th</sup> August 2026

Members who have not encashed their Dividend Warrants for the said financial years and subsequent years are requested to write immediately to the Secretarial Department of the Company at New Delhi or to the Registrar and Share Transfer Agent of the Company, for credit of such unclaimed dividend to the respective bank account of the Member.

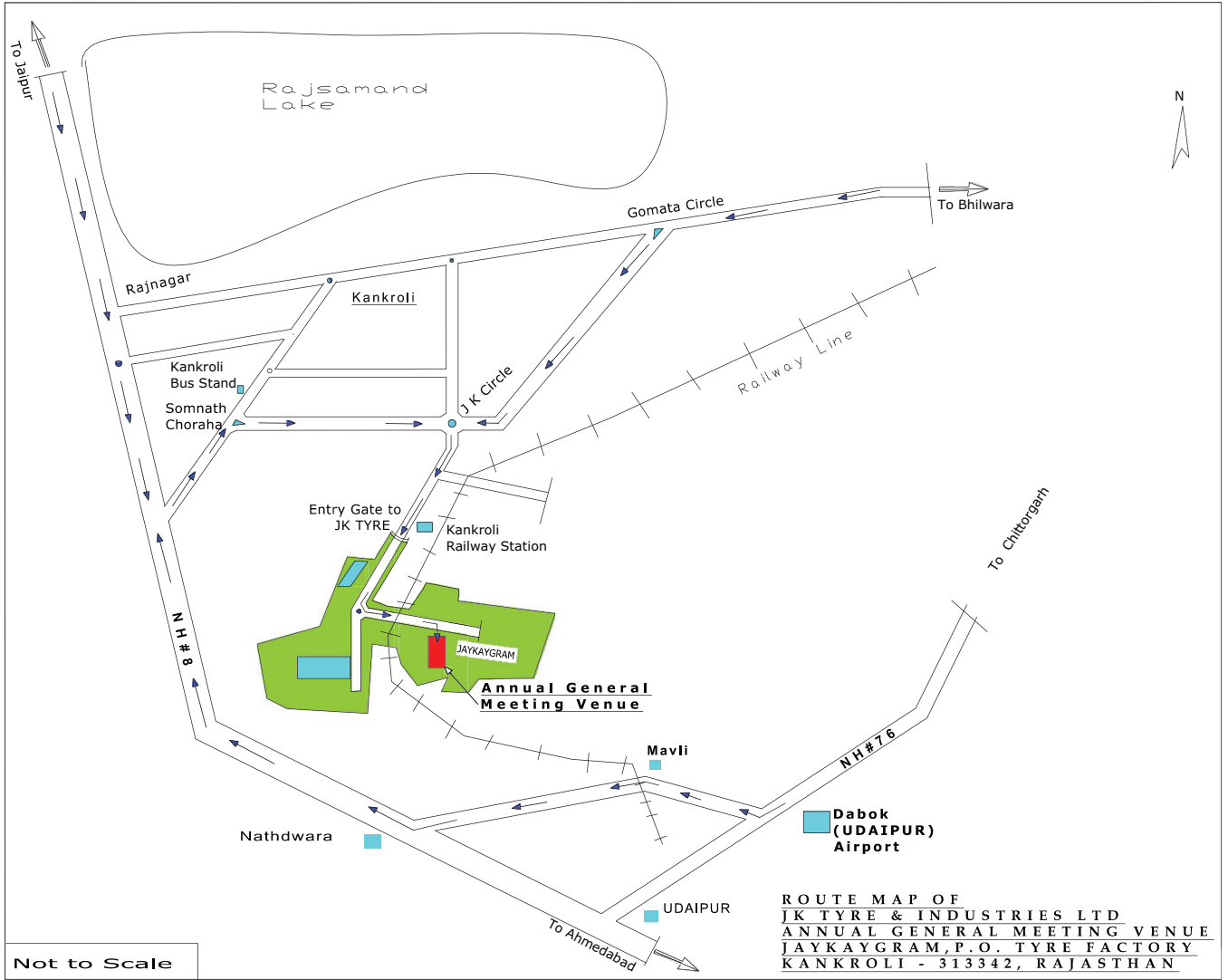
The unclaimed dividend in respect of the prior period have already been transferred to the General Revenue Account of the Central Government or the Investor Education and Protection Fund, as the case may be, as per the provisions of the said Act read with the relevant Rules framed thereunder.

- b) **Transfer of Shares to IEPF Authority:** Pursuant to the provisions of Section 124 of the Companies Act, 2013 read with the Investor Education and Protection Fund Authority (Accounting, Audit, Transfer and Refund) Rules, 2016 (Rules), as amended, the Company has transferred to the IEPF Authority all shares in respect of which dividend had remained unpaid or unclaimed for seven consecutive years or more, from time to time. Details of shares transferred to the IEPF Authority are available on the website of the Company and have been also furnished to the IEPF Authority.

Members may note that shares as well as unclaimed dividends transferred to IEPF Authority can be claimed back from the Authority in accordance with procedure and on submission of documents as prescribed in the Rules, for which details are available at [www.iepf.gov.in](http://www.iepf.gov.in).

5. **NOMINATION:** Pursuant to Section 72 of the Companies Act, 2013, shareholders may nominate an individual to whom all the rights in the shares shall vest in the event of death of the sole/all joint shareholders. The prescribed FORM SH - 13 is available on the website of the Company. The duly completed Form is to be sent to the Company (for shares held in physical mode). For shares held in demat mode, the members may contact their respective Depository Participant.

**FOR ATTENTION OF THE SHAREHOLDERS**





Regd. Office: Jaykaygram, PO - Tyre Factory, Kankroli - 313 342(Rajasthan)  
 Phone: 02952-233400/233000; Fax: 02952-232018; Email id: investorjkyre@jkmail.com  
 CIN: L67120RJ1951PLC045966; Website: [www.jktyre.com](http://www.jktyre.com)

**ADMISSION SLIP**

Folio No. or DP Id/Client-Id :  
 Name and Address of the Member :  
 No. of Shares held :  
 Sequence Number for E-voting \$ :

I hereby record my presence at the 71<sup>st</sup> Annual General Meeting of the Company being held at Jaykaygram, PO - Tyre Factory, Kankroli - 313 342 (Rajasthan) on Friday, the 2<sup>nd</sup> August 2024 at 3.30 P.M. IST.

Name of the Proxy-holder/ Authorised Representative attending the Meeting * (in block letters)	
--	--

\* Strike out whichever is not applicable.  
 \$ Applicable for shareholders who have not updated their PAN with the Company/Depository Participant.

.....  
 Signature of the Member/Proxy/Authorised Representative\*

- Notes: 1. A member/proxy/authorised representative wishing to attend the Meeting must complete this Admission Slip before coming to Meeting and hand it over at the entrance.  
 2. If you intend to appoint a proxy, please complete, stamp, sign and deposit the Proxy Form at the Company's Registered Office at least 48 hours before the Meeting.



Regd. Office: Jaykaygram, PO - Tyre Factory, Kankroli - 313 342(Rajasthan)  
 Phone: 02952-233400/233000; Fax: 02952-232018; Email id: investorjkyre@jkmail.com  
 CIN: L67120RJ1951PLC045966; Website: [www.jktyre.com](http://www.jktyre.com)

**PROXY FORM**

**[Pursuant to Section 105(6) of the Companies Act, 2013 and Rule 19(3) of the Companies (Management and Administration) Rules,2014]**

Name of the Company : JK Tyre & Industries Ltd.  
 Registered Office : Jaykaygram, PO - Tyre Factory, Kankroli-313 342(Rajasthan)  
 Name of the member(s) :  
 Registered Address :  
 E-mail Id :  
 Folio No/ Client Id/ DP ID :

I/We, being the member(s) of .....equity shares of JK Tyre & Industries Ltd., hereby appoint

1. Name :  
 Address :  
 E-mail Id :  
 Signature :....., or failing him  
 2. Name :  
 Address :  
 E-mail Id :  
 Signature :....., or failing him  
 3. Name :  
 Address :  
 E-mail Id :  
 Signature :.....

as my/our proxy to attend and vote (on a poll) for me/us and on my/our behalf at the 71<sup>st</sup> Annual General Meeting of the Company, to be held on Friday, 2<sup>nd</sup> August 2024 at 3.30 P.M. IST at Jaykaygram, PO – Tyre Factory, Kankroli – 313 342 (Rajasthan) and at any adjournment thereof in respect of such resolutions as are indicated below:

Resolu- tion No.	Resolution Description	FOR	AGAINST
1	Receiving, considering and adoption of a) audited standalone financial statements of the Company for the financial year ended 31 <sup>st</sup> March, 2024 and the Reports of the Board of Directors and Auditors thereon; and b) audited consolidated financial statements of the Company for the financial year ended 31 <sup>st</sup> March, 2024 and the Reports of the Auditors thereon.		
2	Confirmation of interim dividend and declaration of final dividend for the financial year ended 31 <sup>st</sup> March 2024.		
3	Reappointment of Shri Bharat Hari Singhania as a Director, who retires by rotation.		
4	Reappointment of Smt. Meera Shankar as an Independent Director of the Company for a second term of five consecutive years w.e.f. 30 <sup>th</sup> January 2025.		
5	Appointment of Shri Krishna Kumar Bangur as a Director and also as an Independent Director of the Company for a term of five consecutive years w.e.f. 1 <sup>st</sup> June, 2024.		
6	Payment of remuneration to Shri Bharat Hari Singhania, non-executive director for two years commencing 1 <sup>st</sup> October 2024.		
7	Ratification of remuneration payable to the Cost Auditors for financial year 2024-25.		


Signed this.....day of.....2024

-----  
Signature of shareholder

-----  
Signature of Proxy Holder(s)

Affix  
Revenue  
Stamp

**Note: This form of proxy in order to be effective should be duly completed and deposited at the Registered Office of the Company, not less than 48 hours before the commencement of the Meeting.**



# *Excelleration*

Towards sustainable growth

Integrated Annual Report  
2023-24

# Contents

02 About the Report

## 04 The World of JK Tyre

06 Governance at JK Tyre  
08 Board of Directors  
10 Leadership Team  
12 Across the Globe  
14 We are JK Tyre  
16 Performance Snapshot of FY24  
18 From the Chairman's Desk  
20 MD's Message  
22 Creating Shared Value through the 5Ps  
24 Stories of the Year  
28 Product Portfolio  
32 Our Clients

## 34 Business Strategy

36 Creating Sustained Value  
38 Stakeholder Engagement  
40 Materiality  
42 Megatrends and Opportunities  
43 Strategic Priorities  
44 Risk Overview and Management

## 46 Integrated Approach to Value Creation

48 Financial Capital  
52 Manufactured Capital  
56 Intellectual Capital  
62 Human Capital  
70 Social and Relationship Capital  
82 Natural Capital  
93 ESG Databook  
97 Note on Assurance  
98 Industry Memberships and Associations  
99 GRI 2021 Content Index

## 103 Statutory Reports

103 Board's Report  
145 Business Responsibility & Sustainability  
Report (BRSR)  
181 Standalone Financial Statements  
236 Consolidated Financial Statements



## Building upon the momentum of last year's theme focused on accelerating the smart revolution in mobility, JK

Tyre remains committed to excellence with the overarching of 'Excelleration - Towards Sustainable Growth' this year. Rooted in sustainable practices and technological advancements, the Company's journey continues with a renewed and emphasis on sustainability, adept financial stewardship, evidenced by product premiumisation & channel expansion.

Visit us at [www.jktyre.com](http://www.jktyre.com)



**LAZE**  
WHEELER TYRES



# ***Exceleration***

*Towards Sustainable Growth*





# About the Report



## Vision

**Be a Green and Trusted  
Mobility Partner**

## Core Values

- Caring for people
- Integrity including intellectual honesty, openness, fairness & trust
- Commitment to Excellence

## Mission

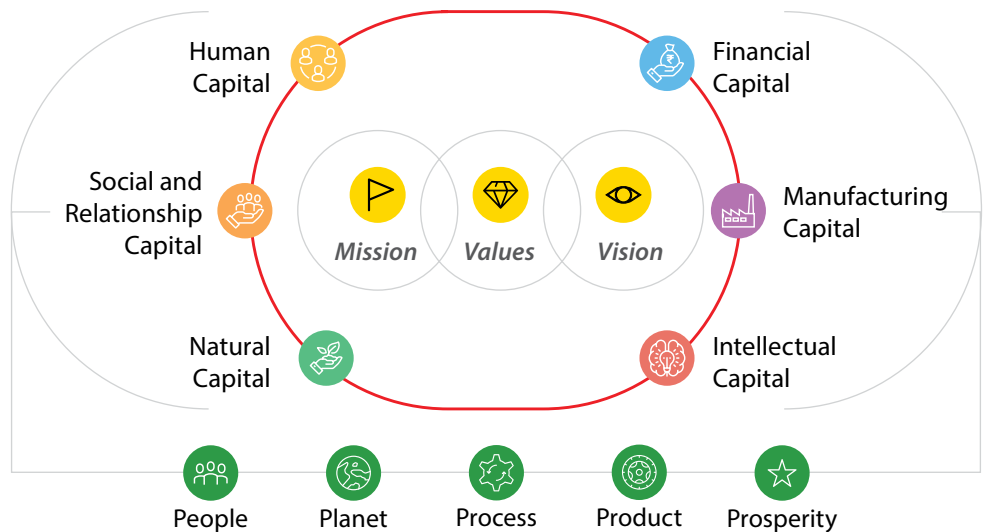
- Be a customer centric Company
- Deliver enhanced value to all stakeholders
- Be amongst the top 2 tyre brands in India with significant global presence
- Constantly innovate and provide technologically advanced solutions
- Achieve process excellence by leveraging emerging technologies
- Be a learning organisation with an engaged team
- Reduce carbon emission intensity to 50% by 2030

\*Does not include JK Tormel and CIL

# Integrated Thinking at JK Tyre

JK Tyre's third Integrated Annual Report showcases its commitment to transparent stakeholder communication, highlighting financial and non-financial performance, value creation, strategy, and risk management. As a leading tyre manufacturer, the Company upholds high business standards and aims to provide all stakeholders with a comprehensive view of the Company.

# Value Created & Preserved at JK Tyre



## Scope of Report

### Reporting period

1 April, 2023 ▶ 31 March, 2024

### Reporting Boundary

The Report covers the strategic, financial, and non-financial performance of JK Tyre & Industries Limited, including various manufacturing operations and supply chains. The sustainability data pertains to JK Tyre & Industries Limited only. \*

### Framework, guidelines, and standards

This Report has been prepared in accordance with the <IR> framework published by the International Financial Reporting Standards Foundation (IFRS). Additionally, this Report has been prepared with reference to GRI Standards 2021 and in accordance with the following frameworks, guidelines, and standards:

- The Companies Act, 2013 (and the rules made thereunder)
- Indian Accounting Standards
- Securities and Exchange Board of India (Listing Obligations and Disclosure Requirements) Regulations, 2015
- Secretarial Standards issued by the Institute of Company Secretaries of India
- Natural Guidelines on Responsible Business Conduct (NGRBC)
- UN SDGs

### External assurance

This Report has been independently assured by BSI as per AA1000AS Standard and GRI Standard. The information on Business Performance is derived from our audited financial statements for FY 2023-24.

### Disclaimer

The Company is not liable for any data/information in this Report that is taken from the public domain.

## Feedback

Share your feedback or queries on this Report to:

[investorjkyre@jkm.com](mailto:investorjkyre@jkm.com)

### JK TYRE & INDUSTRIES LTD.

#### Administrative Office

3, Bahadur Shah Zafar Marg,  
New Delhi - 110 002  
Ph.: +91 11 66001112, 66001122

#### Registered Office

Jaykaygram, PO - Tyre Factory,  
Kankroli - 313 342, Rajasthan  
CIN: L67120RJ1951PLC045966  
Website: [www.jktyre.com](http://www.jktyre.com)

#### Auditors

S S Kothari Mehta & Co. LLP  
Chartered Accountants

#### Vice President (Legal) & Company Secretary

Pawan Kumar Rustagi

# *The World of JK Tyre*





## ***In this Section***

---

- 06 Governance at JK Tyre
- 08 Board of Directors
- 10 Leadership Team
- 12 Across the Globe
- 14 We are JK Tyre
- 16 Performance Snapshot of FY24
- 18 From the Chairman's Desk
- 20 MD's Message
- 22 Creating Shared Value through the 5Ps
- 24 Stories of the Year
- 28 Product Portfolio
- 32 Our Clients



## Governance at JK Tyre

# Building Trust through Ethical Practice

JK Tyre is dedicated to establishing trust and confidence through transparent, accountable and ethical conduct. The Company is guided by a set of core values that prioritise value creation for stakeholders.

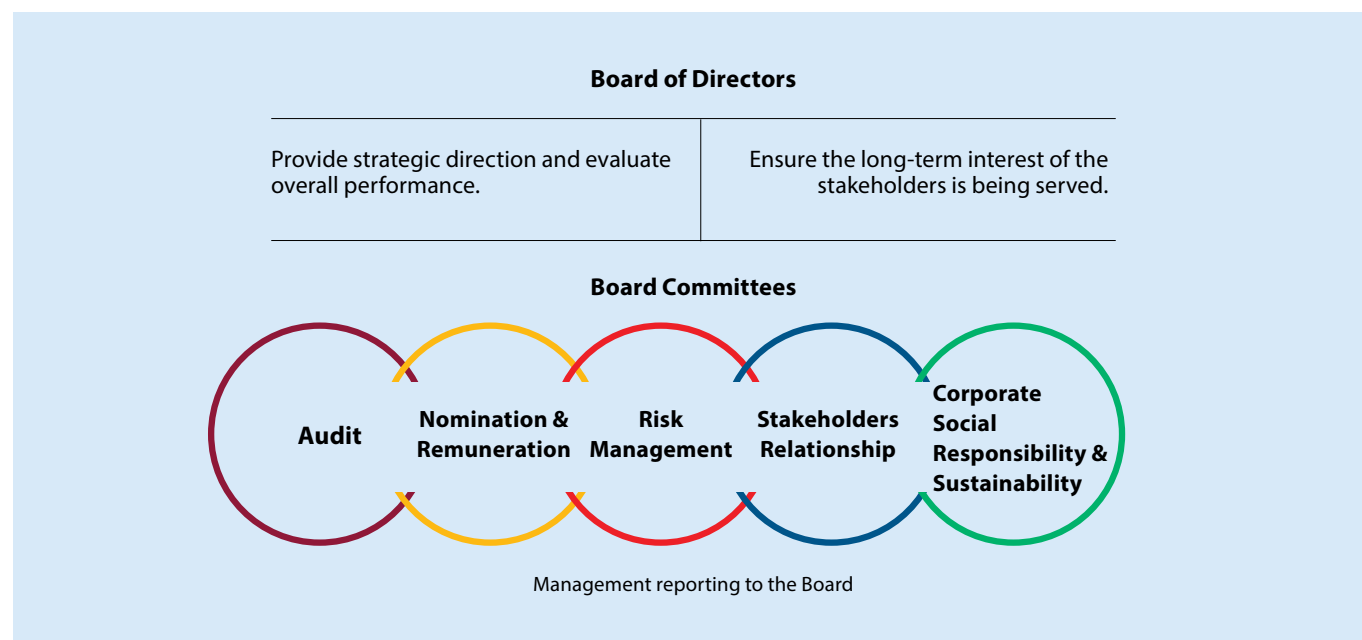
### Key Board Policies

- Nomination and Remuneration Policy
- Policy for Determining Materiality of Events
- Policy for Determining Material Subsidiary
- Corporate Social Responsibility Policy
- Archival Policy
- Dividend Distribution Policy
- Vigil Mechanism/Whistle Blower Policy
- Policy on Materiality of Related Party Transactions and on dealing with Related Party Transactions
- Code of Practices and Procedures for Fair Disclosure of Unpublished Price Sensitive Information
- Code of Conduct for the Members of the Board and Senior Management

## JK Tyre's Philosophy

At its core, JK Tyre's philosophy embodies a relentless focus on enhancing shareholder value and upholding the highest standards of ethical business conduct. The Company's commitment to these ideals is reflected in its comprehensive Code of Corporate Ethics and Conduct, which serves as a powerful statement of its dedication to excellence in all interactions with stakeholders.

## Corporate Governance Framework



## Board & Committee meeting details

### Board

**4**  
No. of meetings

**12**  
Members

### Audit Committee

**4**  
No. of meetings

**3**  
Members

### Nomination & Remuneration Committee

**3**  
No. of meetings

**3**  
Members

### Risk Management Committee

**2**  
No. of meetings

**6**  
Members

### Stakeholders Relationship Committee

**3**  
No. of meetings

**3**  
Members

### Corporate Social Responsibility & Sustainability Committee

**2**  
No. of meetings

**3**  
Members

**58.33%**

Independent Directors

**5.49 years**

Average tenure of Independent Directors

**98%**

Average attendance in Board meetings

**4 out of 5**

Committees are headed by Independent Directors



## Board of Directors



**Dr. Raghupati Singhania**  
Chairman & Managing Director



**Bharat Hari Singhania**  
Director



**Vimal Bhandari**  
Director



**Shreekant Somany**  
Director



**Subhrakant Panda**  
Director



**Sunanda Singhania**  
Director



**Krishna Kumar Bangur**  
Director

w.e.f 1.6.24



**Meera Shankar**  
Director



**Anshuman Singhania**  
Managing Director



**Kalpataru Tripathy**  
Director



**Dr. Jorg Nohl**  
Director



**Arun K. Bajoria**  
Director & President - International

## Board Composition



Directors



Independent Directors



Women Directors out of  
which one is Independent





## Leadership Team



**Anuj Kathuria**  
President (India)



**V.K. Misra**  
Technical Director



**Dr. R. Mukhopadhyay**  
Director, R&D



**A.K. Kinra**  
Financial Advisor



**Sanjeev Aggarwal**  
Chief Financial Officer



**Sanjiv Saxena**  
Sr. Vice President –  
Corporate Accounts



**P.K. Rustagi**  
Vice President (Legal) &  
Company Secretary



**Ashish Pandey**  
Sr. Vice President – Materials



**Srinivasu Allaphan**  
Director – Sales & Marketing



**Anil Kumar Makkar**  
Manufacturing Director & Group  
Chief Sustainability Officer



**K.A. Unni Nayar**  
Deputy Manufacturing  
Director

**41.8 years**  
Average experience



**Bharat Aggarwal**  
Head – International Trade



**Anjan Das**  
Vice President (W), CIL



**Pravin Chaudhari**  
Executive Director,  
JK Tormel Mexico

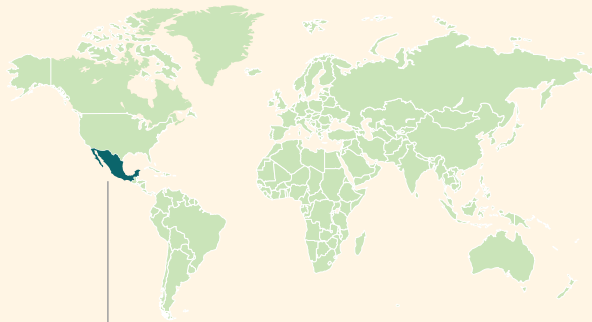
**19.6 years**  
Average tenure



## Across the Globe

# Our Expansive Presence

JK Tyre is present in more than 100 countries, along with 12 globally benchmarked 'sustainable' manufacturing plants, 9 of which are in India and the rest in Mexico. These cutting-edge manufacturing units produce around 34 million tyres annually.



## 200+

dealers and distributors  
of Tornel in Mexico



**JK Tornel Tyre Plant**

1

Mexico

## 34 Mn

Tyres production  
capacity

## 100+

Countries  
market presence

## 6,000+

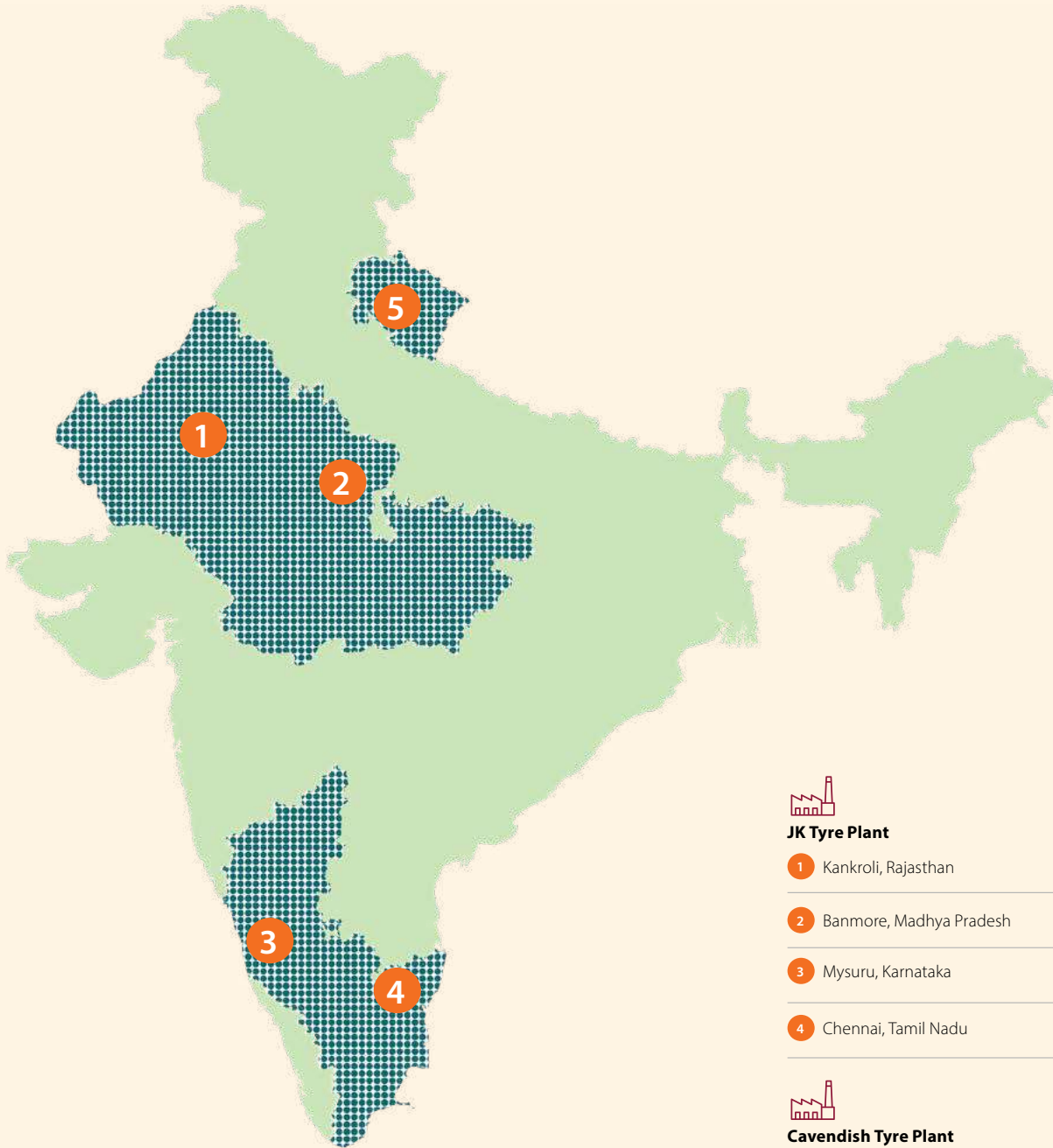
Dealers &  
distributors

## 50+

OEM customers

## 750+

OEM brandshops



**JK Tyre Plant**

1 Kankroli, Rajasthan

2 Banmore, Madhya Pradesh

3 Mysuru, Karnataka

4 Chennai, Tamil Nadu



**Cavendish Tyre Plant**

5 Laksar, Uttarakhand

Note: Map not to scale



# We are JK Tyre



JK Tyre & Industries Ltd. is one of the leading tyre manufacturers in India and ranked 19<sup>th</sup> globally. Over the last decade, we have consistently led the way in innovating and setting industry standards. We are renowned for introducing cutting-edge technologies and products tailored to various segments within the automotive industry, thereby reflecting a commitment to excellence.

## India's 1<sup>st</sup> and only Tyre Superbrand

**30+**

Mobility customers

**800+**

SKUs

**10,000+**

Employees globally

**750+**

Brand shops

**1,100+**

Fleet operators

**140+**

Sales, service & stocking points

**78**

ESG Score  
Best-in-class for the  
second year in a row

**Among top 30**

Sustainable  
companies of India



# Performance Snapshot of FY24



## Financial Capital

### Revenue

₹15,046 cr 2.5%

### EBITDA

₹2,122 cr 60%

[Read more page 48](#)



## Manufactured Capital

10 Mn

Steel King Tyres (Light Truck Radial) sold till FY24

~90%

Capacity utilisation

[Read more page 52](#)



## Intellectual Capital

300+

Products launched

40%+

Rise in R&D Spend

[Read more page 56](#)



**Human Capital**

**>85%**  
Retention rate

**94%**  
Workers covered by training on health and safety measures

Read more page 62 ●




**Social and Relationship Capital**

**1 Mn+**  
Lives impacted through CSR activities till date

**100%**  
Customers complaints resolved

Read more page 70 ●



**Natural Capital**

**78**  
ESG score by CareEdge Best-in-class among peers

**64%**  
Declining GHG Carbon Emission Intensity (Scope 1 & 2) from base year

Read more page 82 ●





From the Chairman's Desk

# Building a Sustainable Future



**Dear Stakeholders,**

## Greetings,

It gives me great pleasure to address you after a year of remarkable growth at JK Tyre.

I am proud to share that JK Tyre has achieved ever highest turnover, surpassing the ₹ 15,000 crores milestone this year. I am equally delighted to report that our performance across all key financial metrics has been excellent. Our EBITDA has grown by 60%, and Profit After Tax has surged by 200% to over ₹ 800 crores. Prudent financial management has significantly deleveraged our balance sheet. Our continued growth and achievements have strengthened investor confidence, marking another year of 'Excelleration'.

In a stable domestic market and challenging international environment, JK Tyre remained resilient. We focused on marketing and brand building, further strengthening our position as a preferred brand. Operating at high-capacity levels across plants, we demonstrated our commitment to efficiency. The completion of Phase 1 expansion at Banmore Tyre Plant in a short time highlighted our excellence in execution. Our ongoing expansions will further strengthen our leadership in the respective categories.

Research and Technology continue to be the key for our growth strategy. The 'RPS Centre of Excellence' in Mysuru, our Global Tech Centre, supports our pursuit of innovation through a committed team of scientists and engineers. They focus on sustainable materials, process improvements, and new products using state-of-the-art infrastructure. This has enabled us to introduce several

best-in-class products in terms of performance and sustainability. Additionally, digitalisation is speeding up our time to market to cater to rapidly changing customer needs.

With a focus on sustainability, we align with the government's targets to be net zero by 2070 and reduce carbon intensity by 50% by 2030. We aim for carbon neutrality by 2050, driven by a strategic roadmap that emphasises sustainable manufacturing practices to minimise waste, conserve resources, and bolster supply chain efficiency.

I am happy to share that, JK Tyre has been awarded the best-in-class ESG Rating in the tyre category by CareEdge for the second consecutive year. As a Green Tyre Company, we are steadily reducing our carbon footprint, with renewable sources contributing to 55% of our power needs and biomass accounting for around 37% of our total fuel consumption. It is noteworthy that we rank among the top three companies globally for lowest energy consumption and best water consumption practices in the tyre industry.

JK Tornel in Mexico and Cavendish Industries performed well. JK Tornel maintained EBITDA margins despite currency fluctuations through innovation and cost-saving strategies. It continues to enjoy leadership in the Mexican PCR replacement market. Cavendish Industries increased profitability through efficiency improvements and enhanced capacity utilisation, focusing on product diversification and technology-driven manufacturing processes.

The overall economic landscape remains favourable, with India emerging as a global destination. As '**Desh Ka Tyre**', JK Tyre is well-poised to capture emerging opportunities in the years ahead, creating and delivering value to all our stakeholders while pursuing our vision to 'Be a Green & Trusted Mobility Partner.'

With best wishes,

**Dr. Raghupati Singhania,**  
Chairman & Managing Director

## Banmore Tyre Plant Expansion





## MD's Message

# Excellerating Success

Over the past year, JK Tyre has achieved significant milestones by enhancing overall efficiencies through digital technologies and prioritising premiumisation of our product range.



**₹15,046 Cr**

Highest-ever consolidated turnover



### **Dear Shareholders,**

We look back at FY24 with a sense of pride at another year of achievement and operational excellence. Our multi faceted approach across our well-strategised 5P platform: People, Planet, Process, Product, and Prosperity has resulted in a profitable growth.

Some focused elements of our performance during the year are better asset sweating, superior working capital efficiency and significant debt reduction. Brand building, customer engagement and premium product portfolio enrichment and investment in human capital are cornerstones of our strategy

### **Manufacturing Excellence**

During the year, all our plants achieved high capacity utilisation levels. Our drive to further refine operations, minimise waste, enhance production profitability, and secure a competitive advantage through innovations in quality and safety embodied our vision of manufacturing excellence with a green ethos.

In addition to setting targets aimed at achieving operational excellence, we prioritised delivering consistent, high-quality products to our customers. Our endeavour in this regard have garnered recognition from various esteemed institutions.

## Technology and Innovation

Throughout the year, our primary focus has been on enhancing product premiumisation and developing sustainable solutions with low rolling resistance. This initiative involved strategically integrating cutting-edge innovations in tyre design, compounds, and materials, while prioritising improvements in performance, durability, and sustainability. Stringent testing methods and a customer-focused approach played a crucial role in ensuring that every new product not only fulfilled industry benchmarks but also served the varied demands of customers in both local and global markets, across a spectrum of categories.

During the year, over 300 products were introduced to address specific customer needs of prestigious OEM clients as well as after-market across all categories. These included Products for the fast growing EV segment also. The OHT range was enlarged in mining and industrial applications.

Our XF series of tyres which enable higher vehicle fuel efficiency, has been well received. You will be glad to know that the Sustainable Tyre developed by our team enables 11% less green house gas (GHG) emission by substituting the existing petrochemical-based materials with sustainable, bio-sourced or bio-attributed raw materials extracted from wastes such as scrap tyres and waste plastic bottles.

## Market Presence

We significantly expanded our brand shop network, including Steel Wheels for passenger cars, Truck Wheels for trucks and buses, and JK Treads, our retread franchise. Additionally, our fleet management and mobility programme extended its footprint, with many large fleets now availing themselves of JK Tyre's products and services.

## Digitalisation

At JK Tyre, we have embraced digitalisation as a strategic catalyst to enhance operational efficiency across all functions, including Manufacturing, Marketing, and Sales. Our Sales and Service teams are leveraging digital technologies to respond more quickly to end users and channel partners in real time. Digital tools are also being utilised in training, learning and development, and HR functions. By integrating digital and predictive technologies with AI, we have accelerated product development and innovation. While we will continue to increasingly leverage digital technologies in the years ahead, I want to assure you that we are placing great emphasis on cybersecurity.

## Crafting Compelling Digital Narratives

Our brand-building efforts have relied heavily on digital media, which has been pivotal in enhancing the Company's visibility and engagement strategy. We created innovative digital campaigns that resonated with our target audiences, using compelling media content to boost visibility across key demographics. By harnessing the power of social media to highlight product benefits and adopting contemporary marketing strategies, we garnered widespread attention and received high acclaim.

## Motorsport

We continued our legacy as the pioneers of motorsport in India, a cornerstone of our brand-building strategy. We created dedicated platforms to facilitate women's participation and curated headline events that garnered recognition at the highest levels of the Government of India.

## Looking Ahead

The tyre sector is expected to witness steady demand, supported by the Government's persistent focus on infrastructure development and increasing consumer confidence. The overall outlook for the tyre industry remains positive.

At JK Tyre, we are committed to further reinforcing premiumisation, digitalisation, innovation, sustainability, customer-centricity, and technology-driven manufacturing. By focusing on these key areas, our goal is to position ourselves as leaders in the industry.

As we move forward, I express my gratitude to all stakeholders and look forward to your ongoing support and confidence in JK Tyre. Best wishes to you and your families.

## **Anshuman Singhania**

*Managing Director*



# Creating Shared Value through the 5Ps

The 5P strategy enables us to focus on the material Environment, Social, and Governance (ESG) topics that are crucial to our success.



## People

- Employment
- Health & safety
- Training and education
- Local communities

- A preferred employer among tyre companies in India
- Recruitment of specialised professionals
- Increased productivity; driven by outperformance
- Prudent recruitment; declining average age of employees
- Driven by passion, youthfulness
- Delegation and stretch target-setting
- Focus on improving lives of people around our operations, being a socially responsible company



## Planet

- Energy
- Emissions
- Water
- Waste management

- Moderated carbon footprint of the product
- Investments in 6Rs (Reduce, Reuse, Recycle, Renew, Redesign and Remanufacture)
- Investment in cutting-edge technologies, enhancing manufacturing efficiency
- Preference for cleaner fuels, plants, resources and processes
- Integrated 'green' as a way of life



## Process

- Compliance
- Procurement practices

- Focus on getting more out of less
- Focus on stretch target, measurement and outperformance
- Institutionalised, digitalised approach
- Investment in a futuristic world-class R&D centre
- Recruitment of specialised R&D professionals



## Prosperity

- Economic performance

- Growing revenues
- Better working capital management
- Deeper OEM relationships
- Growing after-market presence
- Declining debt
- Profitable export growth



## Product

- Innovation
  - Customer centricity
- 
- Reaffirmed position as a leading tyre brand
  - Products manufactured around the highest quality and environment standards
  - Superior road grip, mileage, fuel-efficiency and terrain customisation
  - End-to-end know-how from tyre design, manufacture and quality appraisal
  - Pioneered the range of radial tyre products in India
  - Introduced eco-friendly green tyres with low Rolling Resistance Coefficient (RRC) in India
  - Introduced smart tyres which ensure lower carbon footprint

- Material topics
- Outcomes





## Stories of the Year

# Growing at Banmore

We proudly announced the completion of the first phase of its ambitious capacity expansion at the Banmore manufacturing facility in Madhya Pradesh. This milestone, celebrated on June 29, 2023, marks a significant leap in our production capabilities, reflecting our commitment to meeting the demand for Passenger Car Radial (PCR) tyres.

The inauguration was graced by the presence of distinguished dignitaries, including Shri Shivraj Singh Chouhan, Hon'ble Chief Minister of Madhya Pradesh, Shri Narendra Singh Tomar, Hon'ble Union Minister of Agriculture and Farmers' Welfare, and Shri Jyotiraditya Scindia, Hon'ble Union Minister of Civil Aviation and Steel.

The first phase of the expansion project, achieved with an investment of ₹ 312 crores, boosts the plant's annual output capacity by 31%, from 39 lakhs to an impressive 51 lakhs units. The enhancement of the Banmore facility is part of a larger, two-phased expansion initiative valued at approximately ₹ 1,000 crores.

The second phase, currently underway, is set to further elevate production capacity by another 31% by April 2024, supported by an additional investment of ₹ 617 crores. This continued investment will ensure that JK Tyre can sustain its market leadership and cater to the increasing consumer demand with enhanced efficiency and output.

**₹1,000 Cr**  
Capital Investment

**31%**

Increase in annual output capacity

**"As India enters 'Amrit Kaal,' - the 25-year journey towards country's centenary as a modern, developed democracy, we at JK Tyre believe this development to be a strategic move."**

**- Dr. Raghupati Singhania,**  
Chairman & Managing Director,  
JK Tyre & Industries Ltd.



Inauguration by Hon'ble CM Madhya Pradesh and two Union Cabinet Ministers

# Showcasing Technological Excellence at Bharat Mobility Global Expo 2024

At India's inaugural Bharat Mobility Global Expo 2024, JK Tyre & Industries Ltd. showcased a comprehensive range of advanced products. Themed 'Innovation for The Future,' this first-of-its-kind global expo brought the entire mobility value chain together under one roof, providing a platform for us to demonstrate our pioneering advancements in tyre technology.

## UX Green Tyres

A highly sustainable tyre made from 80% sustainable materials

Visitors to the expo had the opportunity to explore our complete flagship product offerings:

- Smart Tyre
- Puncture Guard Tyres
- XF Fuel efficient series
- EV Range



Anshuman Singhania, MD with the Hon'ble Prime Minister of India, Sh. Narendra Modi





## Stories of the Year

# A New Era of Indian Motorsport: Indian Racing Festival 2024

In a historic collaboration set to elevate Indian motorsports, Racing Promotions Private Limited (RPPL), led by Akhilesh Reddy, has partnered with JK Tyre & Industries Limited. This alliance presented the Indian Racing Festival 2024, featuring the Indian Racing League (IRL), the FIA-backed Indian F4 Championship, and the JK Tyre FMSCI National Racing Championship (JKNRC). Launching later this year, the season will span five rounds for each class, totalling over ten exciting races.

To ignite excitement and promote motorsport across the nation, the festival's promoters have devised an innovative go-to-market strategy, including dynamic roadshows. The promotional tour began with a spectacular debut in Srinagar, in collaboration with Jammu & Kashmir Tourism, set against the stunning backdrop of Dal Lake. Known as the 'paradise on earth,' Srinagar's serene lakes and rich cultural heritage provided a perfect setting for this high-octane event.



# Virtual Proving Ground – The Future of Tyre Testing

We are leveraging our cutting-edge Virtual Proving Ground (VPG) facility at the Raghupati Singhania Centre of Excellence for Tyre & Vehicle Mechanics, IIT Madras. This facility, part of a two-decade-long industry-academia collaboration, represents one of the largest private sector-funded projects in India.

The VPG can precisely simulate minute changes to a vehicle's configuration, integrating hardware-in-the-loop (HiL), software-in-the-loop (SiL), and driver-in-the-loop (DiL) testing. It addresses critical vehicle attributes such as handling, braking, safety, and stability, which are essential in developing both driven and autonomous vehicles. This advanced simulation capability allows for the fine-tuning of tyre performance before building physical prototypes, significantly reducing development time and saving materials.

Key to this facility are its accurate mathematical models, or Digital Twins, which are designed to capture real-world physics and provide an authentic driving experience. The VPG enables virtual test driving, allowing drivers to assess tyre performance confidently, ensuring they have total control.

Beyond driving simulations, the team develops advanced tools that streamline product development. These range from daily task automation to AI-based applications such as rolling resistance and tyre noise prediction and manufacturing data analytics. Many innovative algorithms and techniques, derived from extensive research, have been transformed into interactive applications.





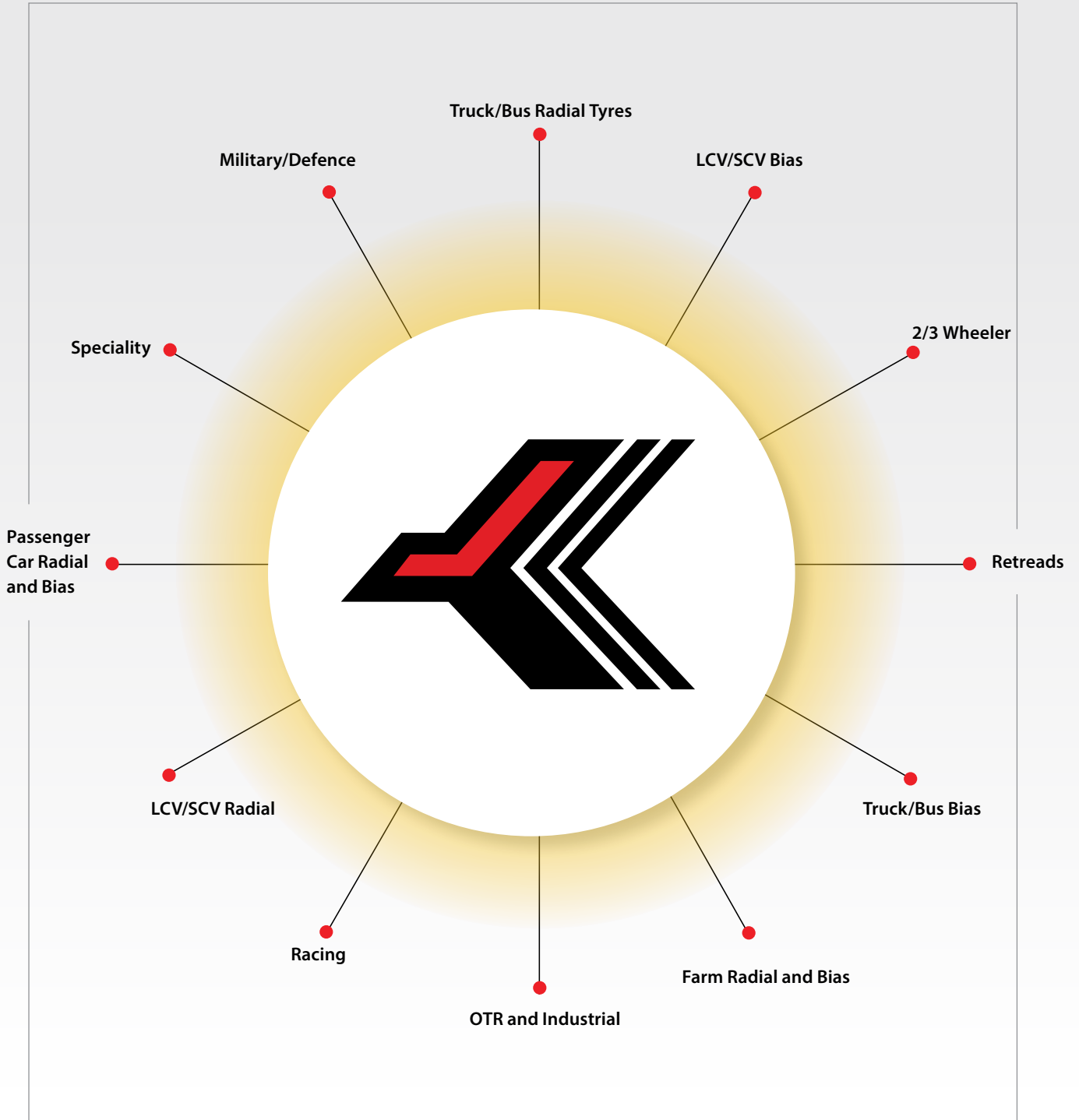
## Product Portfolio

# Accelerating Mobility with Innovation

JK Tyre works closely with customers to provide sustainable and innovative solutions for every market. Our products include fuel efficient truck tyres, the revolutionary Smart Tyre, Puncture Guard ranges, Levitas and EV Tyres. We are also one of the few Indian companies to have developed PCR tyre with high sustainable, recycled and renewable material. We are also premiumising our products across our diversified portfolio.



# Diversified Products Range





## Product Portfolio





# More runs, More savings

Save up to ₹ 2 Lacs/Year/Truck\*

with India's Most Fuel Efficient Truck Tyres



## JUH XF & JDE XF

Fuel saver technology saves upto 13%\* Diesel

\*Based on internal test result. Image simulated. T&C Apply.



## Our Clients

# Forging Partnerships for Future Mobility

We seamlessly integrate cutting-edge advancements into our product portfolio by partnering with clients and cultivating relationships with leading OEMs.

## Commercial and Farm

### India

#### Commercial Vehicles

- Ashok Leyland
- Daimler India (Bharat Benz)
- JBM Auto
- Mahindra & Mahindra
- SML Isuzu
- Tata Motors
- Tata International
- VE Commercial Vehicles
- VOLVO India
- Force Motors
- EKA Mobility
- Blue Energy Motors



#### Tractors

- Captain Tractors
- Case New Holland
- Escorts Kubota
- International Tractors
- John Deere
- Mahindra & Mahindra
- TAFE Motors & Tractors

#### Mexico

##### Tractors

- Case New Holland
- John Deere

#### US

##### Tractors

- Mahindra (MAGNA)

## Passenger Line Radial and 2/3 Wheelers

### India

#### Passenger cars

- Force Motors
- Honda Cars India
- Hyundai Motor
- Tata Motors
- Kia Motors India
- Maruti Suzuki India
- Mahindra & Mahindra
- Tata Motors
- Bajaj Auto

#### 2/3 Wheelers

- Bajaj Auto
- Hero MotoCorp
- TVS Motors
- Piaggio



### Mexico

- Nissan
- Honda

## OTR

### India

- BEML
- JCB
- Action Construction Equipment (ACE)
- Escorts Kubota
- ARX
- L&T Construction
- SANY India
- Eimco Elecon
- Doosan Bobcat India
- Indo Farm Equipment

- AJAX
- Terex
- SCHWING Stetter India
- Ammann India





# Business Strategy





## In this Section

- 34 Business Strategy
- 36 Creating Sustained Value
- 38 Stakeholder Engagement
- 40 Materiality
- 42 Megatrends and Opportunities
- 43 Strategic Priorities
- 44 Risk Overview and Management






# Creating Sustained Value

## Inputs

## Outputs

 <p><b>Financial Capital</b></p>	<p>Equity – ₹ <b>4,606 Cr</b>                      Net Debt – ₹ <b>3,704 Cr</b>                      Capex over last 5 years – ₹ <b>&gt;2,200 Cr</b></p>	<p><b>Cumulative production volume across all categories: ~290 Lakhs Tyres</b></p>		
 <p><b>Manufactured Capital</b></p>	<p>Manufacturing Units – <b>12</b>                      Regional Offices – <b>28</b>                      Brand Shops – <b>750+</b>                      JK Retread Centres – <b>75+</b></p>	<p><b>Trucks</b></p>  <p><b>&gt;50 Lakh</b></p>		
 <p><b>Intellectual Capital</b></p>	<p>R&amp;D spend over last 5 years – ₹ <b>&gt;500 Cr</b>                      R&amp;D Centres – <b>2</b></p>	<p><b>PVs</b></p>  <p><b>&gt;140 Lakh</b></p>		
 <p><b>Human Capital</b></p>	<p>Total permanent manpower – <b>5,681</b>                      Avg. training hours per employee – <b>25+</b>                      New hires – <b>483</b>                      Avg. training days for MCS - <b>&gt;5 days</b></p>	<p><b>2/3 wheelers</b></p>  <p><b>&gt;65 Lakh</b></p>		
 <p><b>Social and Relationship Capital</b></p>	<p>Dealers – <b>6,000+</b>                      Total CSR spend – ₹ <b>6.48 Cr</b></p>	<p><b>Others</b></p>  <p><b>&gt;25 Lakh</b></p>		
 <p><b>Natural Capital</b></p>	<p>Energy intensity – <b>8.30 GJ/Ton</b>                      Raw water intensity – <b>1.57 Ltr/Kg</b>                      Raw material consumed – <b>0.4 Mn Tonnes</b>                      Natural rubber consumed – <b>1,19,236 MT</b>                      Recycled rubber consumption – <b>3,482 MT</b></p>	<p><b>Scope 1</b>                      Emission intensity:  <b>0.37 tCo<sub>2</sub>e/MT</b></p>	<p><b>Scope 2</b>                      Emission intensity:  <b>0.29 tCo<sub>2</sub>e/MT</b></p>	<p><b>Scope 3</b>                      Emission intensity:  <b>0.19 tCo<sub>2</sub>e/MT</b></p>

## Outcomes

## Contribution to UN SDGs

<b>Financial Capital</b>	<p>Revenue – ₹ <b>15,046 Cr</b>                  EBITDA – ₹ <b>2,122 Cr</b>                  Cash Profits – ₹ <b>1,675 Cr</b>                  PAT – ₹ <b>811 Cr</b>                  EPS – ₹ <b>30/-</b></p> <p><a href="#">Read more page 48</a></p>
<b>Manufactured Capital</b>	<p>Total product categories – <b>12</b></p> <p><a href="#">Read more page 52</a></p>
<b>Intellectual Capital</b>	<p>New products launched in FY24 – <b>300+</b>                  Total patents till date - <b>14</b></p> <p><a href="#">Read more page 56</a></p>
<b>Human Capital</b>	<p>Employees with <b>&gt;3 years</b> in the Company – <b>85%</b>                  Attrition rate – <b>14.60%</b></p> <p><a href="#">Read more page 62</a></p>
<b>Social and Relationship Capital</b>	<p>CSR beneficiaries in FY24 – <b>&gt; 1 Lakh</b></p> <p><a href="#">Read more page 70</a></p>
<b>Natural Capital</b>	<p>CO<sub>2</sub> emission intensity reduction - <b>6.84% YoY</b></p> <p><a href="#">Read more page 82</a></p>





## Stakeholder Engagement

# Building Lasting Relationships

We believe in an effective stakeholder engagement process to meet our sustainability goals and promote inclusive growth. We carefully identify and map both our internal and external stakeholders and prioritise and address their needs and concerns.

### Stakeholder Engagement Process



#### Identify

- We set the goals and guidelines for our stakeholder engagement process by drawing on our previous experiences and the knowledge gained from our interactions with stakeholders.
- We consistently collect feedback to pinpoint the primary concerns of our stakeholders.



#### Prioritise








We collaborate closely with our stakeholders to understand their concerns and priorities.



#### Address

We prioritise inclusive and transparent engagement with our stakeholders.



Stakeholders	Channels	Frequency	Purpose and Scope of Engagement
 <b>Shareholders</b>	Email, Meetings, Newspaper, Company website, Stock Exchanges, other Statutory Authority	Regularly through the Company's website and website of stock exchanges, through AGMs/EGMs	Disseminating and sharing of information with the shareholders with a view to update and also seek their approval, etc. as may be required
 <b>Investors</b>	Meetings, Stock exchanges, Email, Newspaper, Company website	Regularly	Sharing the working and challenges
 <b>Customers</b>	Feedback surveys, customer meets, fitment surveys, 1-on-1 interactions	Need-based periodically	Complaints handling and new product development communication
 <b>Value Chain Partners</b>	Business Meetings, supplier engagement events, industry conferences, surveys, etc.	Fortnightly, monthly, Half-yearly, Annually and Need-based	Sustainability, awareness campaigns, training programmes, skill development workshops, knowledge-sharing series, etc.
 <b>Statutory &amp; Regulatory Bodies</b>	Interactions, industry forum meets	Need-based	Compliance, industry concerns, government expectations
 <b>Employees</b>	V connect, displays, trainings, SAMVAD, app-based learning, focused group discussions	Daily, weekly, monthly, need-based, annually	Industry scenario, challenges/issues, employee well-being, grievance handling, career development
 <b>Community</b>	Community meetings with local people, Leaders, NGOs, Govt. Departments, etc.	Monthly and need-based	Education, community health, livelihood and water-based CSR interventions





## Materiality

# Paving the Way to a Sustainable Future

Detailed stakeholder interaction has enabled us to determine our material issues that we need to address to achieve our immediate, mid-term goals of 2030 and long-term goals of 2050. We regularly review our progress on these goals and communicate the same to our stakeholders through relevant channels.



### Materiality Assessment Process



#### Identification of potential issues

- Extensive literature review
- Consideration of international standards
- Consideration of ISO 26000 guidance
- Consideration of risks


















#### Stakeholder interaction







- Identification of stakeholder needs and concerns
- Material topics plotted based on importance to stakeholders and impact on business










#### Prioritisation of material topics

- Prioritisation done based on sustainability context for Company and impact across the value chain

Clusters and Material Topics	Relevance for the Stakeholders	Capitals Impacted	Contribution to UN SDGs
<p><b>Planet</b></p> <ul style="list-style-type: none"> <li>Energy</li> <li>Emissions</li> <li>Water</li> <li>Waste management</li> </ul>			
<p><b>People</b></p> <ul style="list-style-type: none"> <li>Employment</li> <li>Health and safety</li> <li>Training and education</li> <li>Local communities</li> </ul>			
<p><b>Process</b></p> <ul style="list-style-type: none"> <li>Compliance</li> <li>Supply chain mechanism</li> <li>Procurement practices</li> <li>Resource conservation</li> </ul>			
<p><b>Product</b></p> <ul style="list-style-type: none"> <li>Innovation</li> <li>Customer-centricity</li> </ul>			
<p><b>Prosperity</b></p> <ul style="list-style-type: none"> <li>Economic performance</li> </ul>			

 Investors
  Customers
  Employees
  Intellectual Capital
  Human Capital
  Natural Capital

 Value Chain Partners
  Community
  Statutory and Regulatory Bodies
  Manufactured Capital
  Social and Relationship Capital
  Financial Capital

 Shareholders





# Megatrends and Opportunities

Environmental concerns, rapid automation, technological advancements and new mobility trends are revolutionising the tyre industry. Our agility, emphasis on quality, innovation strength and premiumisation strategy are helping us stay ahead of the curve.

Megatrends	Impact	Opportunity
<b>Sustainability</b>	Growing emphasis on decarbonisation is leading to innovative tyre design, materials, and manufacturing processes.	JK Tyre is a pioneer in sustainable materials for production while promoting re-treading and recycling options.
<b>Wider range of vehicles to meet evolving demand</b>	Growing demand for tyres with more safety features optimising performance and fuel efficiency.	JK Tyre has always prioritised developing fuel-efficient products with low RRC.
<b>Adoption of emerging technologies and Industry 4.0 concepts</b>	Advanced data analytics and predictive maintenance are empowering both manufacturers and consumers.	JK Tyre was among the first to introduce smart tyres and has launched self-healing puncture guard tyres.
<b>Rising demand for all types of tyres</b>	Rising tyre demand for commercial and passenger vehicles is driven by increased personal mobility and rural market growth.	JK Tyre is expanding its market share through new products, expansions, and investments to meet diverse customer needs.
<b>Growing market for electrical vehicles</b>	India's is now EV-ready, given the growing infrastructure and increased participation in this sector.	JK Tyre has developed a complete range of EV-specific Smart Radial tyres for all categories, exploring further growth opportunities in the sector.
<b>Growing exports</b>	India has the opportunity to become a global manufacturing hub for tyres.	JK Tyre exports to 110 countries. It is now expanding its channel reach to drive deeper penetration.

# Strategic Priorities

We are driving our business forward with clear objectives for market leadership, smart innovations that address customer needs and solutions for the evolving world of mobility.

## Strengthen market position across segments

### Focus Areas

- Focus on increasing volumes across all product segments in the replacement and export verticals
- Expanding distribution channel through exclusive brand shops pan India to gain market share
- Substantially enhanced capacity as per need
- Extensive use of digital and AI tools

## Product portfolio premiumisation

### Focus Areas

- Technologically advanced and eco-friendly tyres in line with market requirements
- Focus on increasing sales of higher inch size tyres in the Passenger segment and the 'Extra Mileage & Fuel Efficient' range in the Commercial segment

## Increase global presence

### Focus Areas

- Enhancing geographical reach in Europe, Latin America, Australia and South Africa with market-specific products

## Deleverage balance sheet

### Focus Areas

- Accelerated reduction in borrowings through improved profitability

## Accoladed by OEMs

VE Commercial Vehicles

Ashok Leyland

Bajaj Auto

Maruti Suzuki India



Overall Performance Award by Maruti Suzuki being received by Mr. Anuj Kathuria - President (India).







# ***Risk Overview and Management***

We recognise the importance of vigilant risk management and remain committed to following prudent risk management practices while managing costs effectively, diversifying strategically, and continuing to invest in innovation to mitigate risks and capitalise on emerging market opportunities.

## **Risk Governance**

We proactively identify risk under various domains of financial, operational, sectoral, ESG, IT and cyber security. We have a structured approach to risk management, which includes having a dedicated Risk Management Committee, comprising leadership members, who assess potential risks for mitigation. The Committee's findings, along with a comprehensive plan for risk mitigation, are presented to the Board for review and consideration. The Board monitors and assesses the efficiency of the risk management mechanisms and the management of risks related to the Company's strategy and operations.

## Key Business Risks and Mitigation

Risk Type	Risk Description	Mitigation
 <p><b>Uncertain Global Economic Scenario</b></p>	<p>Given the industry's integration with the global economy, the present geopolitical landscape poses significant risks as it impacts both the sourcing of raw materials and access to export markets</p>	<ul style="list-style-type: none"> <li>• Broadening customer base and diversifying supply chains</li> <li>• Enhancing agility and fostering innovation</li> <li>• Building strong relationships with customers and suppliers</li> <li>• Thorough risk assessments to stay ready for potential downturns and capitalise on new opportunities</li> <li>• Developing a resilient organisational culture</li> </ul>
 <p><b>Regulatory Risks</b></p>	<p>Regulatory risks include stringent environmental laws, fluctuating taxation policies, labour regulations. Company needs to adhere to BIS product standards, import/export rules, competition laws besides health, safety, and consumer protection standards, along with foreign investment regulations</p>	<ul style="list-style-type: none"> <li>• JK Tyre remains committed to safety, environmental standards, and product quality</li> <li>• The Company is actively working on mitigating the impact of the directive of the Ministry of Environment, Forest and Climate Change on End of Life Tyre (ELT) Management for eco-friendly disposal and recycling of used tyres</li> </ul>
 <p><b>Cyber Security Risk</b></p>	<p>Robust cyber security measures are imperative for safeguarding sensitive data and maintaining operational integrity</p>	<ul style="list-style-type: none"> <li>• Regular vulnerability assessments</li> <li>• Strong security protocols</li> <li>• Continuous network monitoring</li> <li>• Fostering cyber awareness</li> <li>• Investing in advanced technologies to protect digital assets and ensure stakeholder trust</li> </ul>
 <p><b>Supply Chain Risk</b></p>	<p>Supply chain disruptions, including chip shortages and container shortages, posed significant risks to the Company in FY24, affecting raw material sourcing and exports</p>	<ul style="list-style-type: none"> <li>• JK Tyre mitigated operational impact by diversifying sources, optimising logistics, and securing long-term contracts with shipping lines and ports for uninterrupted exports and minimised supply delays</li> </ul>

# *Integrated Approach to Value Creation*





## ***In this Section***

---

- 48 Financial Capital
- 52 Manufactured Capital
- 56 Intellectual Capital
- 62 Human Capital
- 70 Social and Relationship Capital
- 82 Natural Capital
- 93 ESG Databook
- 97 Note on Assurance
- 98 Industry Memberships  
and Associations
- 99 GRI 2021 Content Index



## Financial Capital

The tyre industry is expected to grow at a healthy pace, as the Indian automotive sector is expected to reach a size of US\$300 billion by FY 2026-27. To capitalise on this opportunity, JK Tyre has focused on deleveraging and strengthening its balance sheet throughout the year, positioning the Company for a high-growth trajectory.

Six Elements that Strengthen Our Financials



# Accelerating Prosperity



### Stakeholders Impacted



Shareholders

### Linkage with Material Topics

Innovation

Customer Centricity

Economic Performance

Resource Conservation

### UN SDG Alignment



## Achieving New Financial Heights

JK Tyre & Industries Ltd. delivered an exceptional financial performance in FY24, achieving the highest-ever revenue of ₹ 15,046 crore. Our EBITDA reached a record ₹ 2,122 crore, marking a year-on-year increase of 59% from FY23. Additionally, our Profit After Tax (PAT) soared to ₹ 811 crore, representing a remarkable 207% rise from the previous fiscal year.




Customers visiting Tornel Plant

## Successful QIP Boosts Investor Confidence

JK Tyre successfully raised ₹ 500 crore through a Qualified Institutional Placement (QIP), priced at ₹ 345 per share. This included a premium of ₹ 343 per share, with a face value of ₹ 2 per share. The QIP received an overwhelming response from prominent investors, including Indian mutual funds, insurance companies, and foreign institutional investors, reflecting strong market confidence in the Company.

*"We are pleased to have successfully completed QIP of ₹ 500 crore. This is an important milestone in our corporate journey. QIP funds will be used for the purpose of growth capex and strengthening of the balance sheet."*

*- Dr. Raghupati Singhania, Chairman & Managing Director, JK Tyre & Industries Limited*







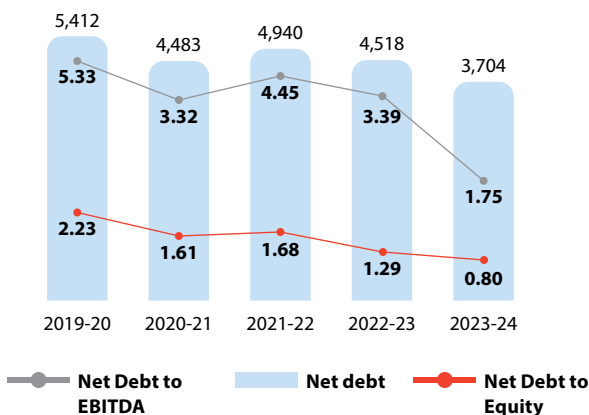
Banmore Tyre Plant

### Streamlining for Success

In FY24, JK Tyre & Industries Ltd. continued its commitment to deleveraging the balance sheet, successfully reducing debt from ₹ 4,518 crore in FY23 to ₹ 3,704 crore in FY24. Underscoring our commitments, our net debt has reduced by 34% in last 5 years. Furthermore, JK Tyre significantly improved its leverage ratios with the net debt to equity ratio improving to 0.80x compared to 1.29x in the previous year, and the net debt to EBITDA ratio improving to 1.75x compared to 3.39x in the previous year. Moving forward, we remain focused on reducing borrowings and better working capital management to further strengthen our financial position. We remain committed to further deleverage the balance sheet.

### Optimised Working Capital Management

At JK Tyre, our approach to working capital management focuses on enhancing liquidity and maximising profitability. We maintain a healthy cash flow to provide a financial buffer, optimise inventory to reduce costs, and effectively manage customer accounts receivables. Additionally, we strengthen relationships with suppliers through strategic accounts payable management and anticipate changes in the business environment through careful planning and forecasting. This comprehensive strategy ensures we can fund growth while maintaining robust financial health.



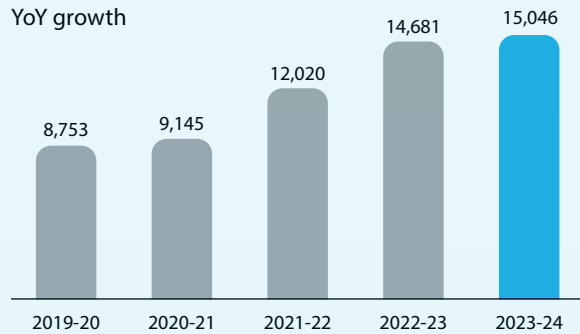
## Key Performance Indicators

### Revenue

↗ 2.5%

YoY growth

(in ₹ Cr)

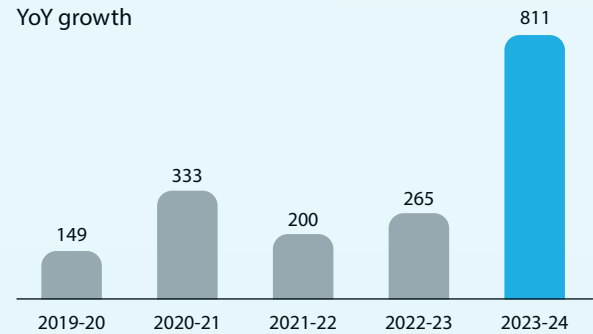


### Profit After Tax (PAT)

↗ 207%

YoY growth

(in ₹ Cr)

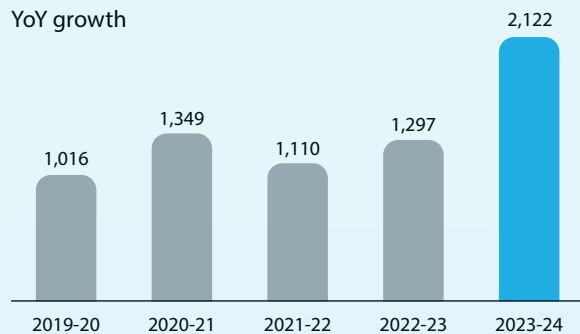


### EBITDA

↗ 60%

YoY growth

(in ₹ Cr)

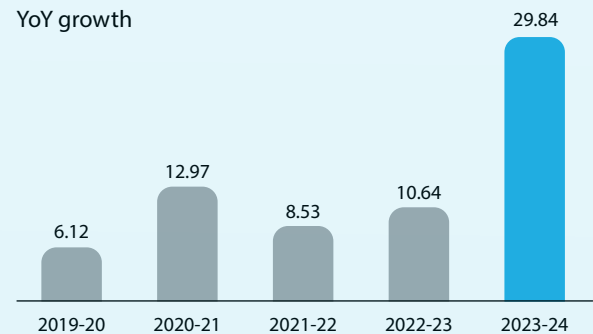


### Earnings Per Share (EPS)

↗ 180%

YoY growth

(₹)

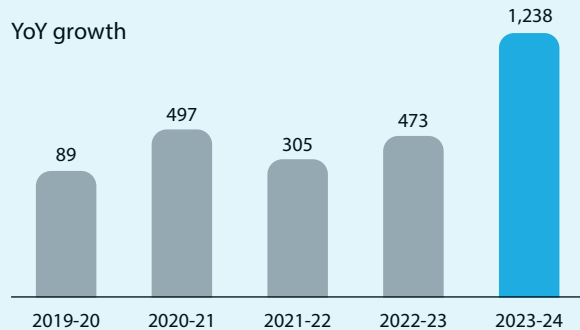


### Profit Before Tax (PBT)\*

↗ 162%

YoY growth

(in ₹ Cr)

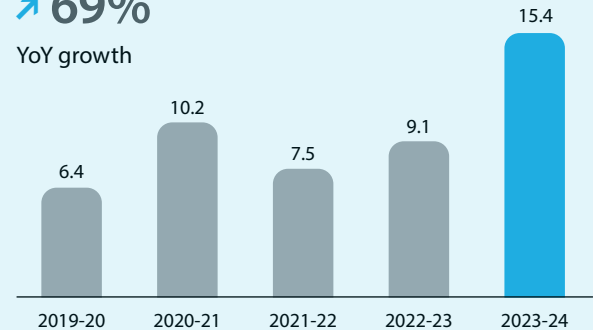


### Return on Capital Employed (RoCE)

↗ 69%

YoY growth

(%)



\* (before any exceptional items)



## Manufactured Capital

At JK Tyre, a diverse array of strategies, processes, and techniques are employed to optimise production, resource utilisation, quality control, and profitability. We prioritise this aspect to sustain its growth trajectory, recognising the importance of efficient capital resource management in the tyre industry.



# Innovating for Precision



### Highlights

~90%

Capacity utilisation

> 5,50,000 MT

FY24 production

### Linkage with Material Topics

Economic Performance

Energy

Emissions

Water

Waste Management

Procurement Practices


Health and Safety

Employment

### UN SDG Alignment



We employ a comprehensive approach to manage our production processes efficiently. We enhance profitability while maintaining flexibility to meet evolving customer demands by maximising resource utilisation and ensuring stringent quality control. Our focus on optimal capital resource use supports sustained growth, and our commitment to environmental preservation drives our efforts toward total system optimisation. We achieve economies of scale, ensuring long-term operational excellence by improving asset efficiency and performance.



### Manufacturing Legacy

**Kankroli**

Rajasthan

1977



**Banmore**

Madhya Pradesh

1991



**Mysuru**

Karnataka

1997/1999/2010



**Mexico**

2008



**Chennai**

Tamil Nadu

2012



**Laksar**

Uttarakhand

2016



### Banmore Plant Expansion

In a strategic move aimed at meeting the growing demand for passenger car radial (PCR) tires, JK Tyre has announced a substantial investment of approximately ₹ 1,000 crore for expanding its existing Banmore facility. This expansion, planned in two phases, underscores the company's commitment to enhancing its production capabilities. The initial phase, backed by an investment of ₹ 312 crore, is set to increase the plant's annual production capacity by a significant 31%, from 39 lakh to 51 lakh units. Currently, JK Tyre is embarking on the second phase of expansion, with an additional investment of ₹ 617 crore. This phase aims to further augment the facility's capacity by another 31%, slated for completion by April 2024.

### TQM Journey

Our Total Quality Management journey in FY24 saw significant strides towards achieving organisational excellence. We intensified our initiatives across the organisation, focusing on root cause analysis, mistaking-proofing in manufacturing processes, and transitioning to engineering-based controls, building on the milestone diagnosis conducted in 2022. Third-party assessments are slated for the next fiscal year, reflecting our commitment to quality and continuous improvement.

### FY24 highlights

- Consolidation phase of TQM journey in FY24
- Proactive measures for operational excellence
- Digitalisation efforts driving efficiency and quality improvements



### Smart Prediction-based Controls

Our digitalisation journey, embracing elements of Industry 4.0, has been instrumental in enhancing predictive controls. At our Chennai and Mysuru plants, we have implemented digital approaches in various processes, particularly in manufacturing areas. Smart controls, including vibration analysis and technical monitoring, allow us to forecast potential machine breakdowns by capturing anomalies ahead of time. This proactive approach aids in preventing breakdowns and minimising operational disruptions. With the deployment of digital controls and the ability to capture measurements digitally, we have observed notable improvements, particularly on the quality front. These digital advancements not only streamline operations but also contribute to the overall efficiency and effectiveness of our processes.



### Fleet Management

We have orchestrated a remarkable journey spanning over a decade. Our programme, in operation for more than ten years, stands as a testament to our commitment to reducing operational costs. With a dedicated team of engineers strategically positioned across the nation, we have built strong partnerships within the logistics and transport industry.

# 200+

Large fleet added  
in FY24


↗ 20%

YoY growth

Together, we have spearheaded numerous innovation and automation projects, setting new benchmarks and helping maintain global standards. Having onboarded over 200 large fleets, our programme has played a pivotal role in driving industry growth, consistently achieving an impressive annual growth rate exceeding 20%.

## Truck Wheel Centres

This year marked a significant expansion of our services beyond highway assistance with our recent expansion initiative has seen the establishment of 12 truck wheel centres nationwide, enhancing our service offerings and accessibility for fleet operators.



## JK Tyre Pitstop

Building upon our pioneering pitstop concept, we now offer cashless services along Indian highways every 100 kilometres, revolutionising roadside assistance for truckers and garnering widespread acclaim.



## Mobility Solutions

In the dynamic landscape of mobility, we have been trying to reshape traditional models with innovative concepts and cutting-edge technologies. Our extensive network, spanning 30 hubs, has experienced rapid growth, boasting a remarkable 45% year-over-year increase. From city buses to advanced EVs and vital material solutions, our footprint spans key urban hubs like Delhi, Ahmedabad, Mumbai, and several cities in Haryana, with ambitious plans for further expansion.

**30 Hubs**  **45%**  
Large fleet added in FY24      YoY growth

At the heart of our connected mobility ecosystem lies a sophisticated infrastructure, seamlessly integrated with sensors and IoT devices embedded within every tyre. These advanced sensors provide real-time insights into critical parameters such as inflation pressure, temperature, and motion, empowering us to optimise performance and ensure safety standards.


Our operational capabilities are amplified through centralised control centres. From urban transit to express logistics, port operations, and even the demanding environments of mining and steel industries, our mobility solutions cater to diverse vehicle segments with efficiency.

We lead the market, managing over 14,000 trucks under our mobility programme, with a dynamic team boasting unique skill sets. Our holistic approach encompasses 360-degree solutions, strategically focused on tyres and transporters.



## Intellectual Capital

The tyre industry continues to be amidst significant disruption in terms of process, design, use of materials and technology.



# Innovating to Stay Ahead of the Curve



### JK Tyre Approach

To retain our edge as a market leader and pioneer in technology adoption, we continue to strengthen our R&D backbone and explore new ways to transform ourselves and the market.

## ₹160+ Cr

Invested in R&D to develop future ready products

There are emerging dynamics, which provide a series of high-growth opportunities and new technologies to forge new avenues of growth over the medium term.

## 300+

Products released

## 200

Technical papers published till date

### Linkage with Material Topics

Innovation

Customer Centricity

Economic Performance

Resource Conservation

### UN SDG Alignment



# 200+

Engineers and Scientists

# 14

Patents filed till date

## R&D Focus



Research in the field of advanced materials, sustainable materials, nanomaterials, digital & predictive technology, advanced tyre testing



Green technology to develop sustainable range of tyres and tyres with low RRCs and noise



New product developments in high margin segments



Usage of bio-sourced materials



Higher usage of recycled material

## Sustainable R&D for a Greener Future

The tyre industry is experiencing dynamic changes driven by evolving customer needs and stringent legislation and regulations, especially considering the safety and environmental impact of our products. We cater to four key segments: Original Equipment Manufacturers (OEM), the replacement market, institutional sales, and exports, each with distinct requirements. While the demand gap among these segments has decreased, the emphasis on sustainable circularity and ESG considerations has become paramount across all industries, including ours. Given that our raw materials are predominantly crude or petroleum-based—accounting for 80%—our industry is significantly affected. As such, our R&D efforts are focused on addressing these challenges and aligning with sustainable practices.



JK Tornel





## Developing for the Future of the Nation

With the advent of EVs, new requirements are emerging that differ significantly from traditional vehicles. EVs are notably silent, making tyre noise a critical factor; thus, we are developing quieter tyres. The increased weight of EVs necessitates higher mileage and better traction, prompting us to innovate new tyre designs. The Government of India aims for 50% of inter-city buses to be electric by 2030, and this transition has already begun with two and three-wheelers. Our R&D is focused on creating new tyre sizes for the EV segment to meet these OEM requirements.

## Sustainable Circularity

In our commitment to sustainable circularity, we are focusing on using natural rubber, silica from rice husks, and various renewable oils to replace non-renewable resources. Last year, we launched a tyre made with 80% sustainable materials, available in different sizes. As the market and customers become more receptive to sustainable products, we will gradually introduce these eco-friendly tyres to the market.

## HASETRI certified as World's First Proficiency Testing Provider of Tyres Rolling Resistance Measurement by NABL

- Awarded according to the ISO 17043:2010 standards, for rolling resistance testing C1, C2 and C3 tyre categories
- Received basis the evaluation of the sub-disciplines of chemical and mechanical testing processes at HASETRI



## Virtual Proving Ground

We are leveraging advanced simulation, AI, and IoT technologies to develop virtual prototypes of tyres, aligning with the trend of applications in vehicles like driverless cars. Traditionally, tyre development involves numerous tests that consume money, energy, and materials.

Now, by virtually creating tyres on computers, we can assess their performance without physical prototypes. This approach considers various tyre parameters and uses predictive simulation techniques. Our collaboration with IIT Chennai has led to the creation of a Virtual Proving Ground, allowing us to test tyre behaviour virtually and apply these insights to real-world products.



## Bringing Ideas to Life

### EV Tyres

As a part of the sustainability drive, the presence of electric vehicles is increasing exponentially worldwide. Therefore, the development of electric vehicle tyres in major categories is very crucial to meet emerging customer needs.

We have developed a range of tubeless tyre offerings for EVs powered by next-generation design philosophy, process and material innovation. These tyres are quieter, efficient, durable, and enhanced EV range. These have been developed with state-of-the-art simulation tools for predictive analysis and are capable of withstanding high initial torque. R&D for these tyres are being conducted in partnership with automobile industry leaders to cater to emerging customer requirements.

### Consumer Lab Method used for Capturing VoC

#### Voice of Customer Captured through Consumer Lab Process

- Product Strategy
- Process Strategy

#### Low noise

- Pattern approach
- Achieve better uniformity in balancing

#### Low RR

- Compound approach
- Process for High Silica compounds

#### High Durability

- Compound approach
- High strength low weight material industrialisation





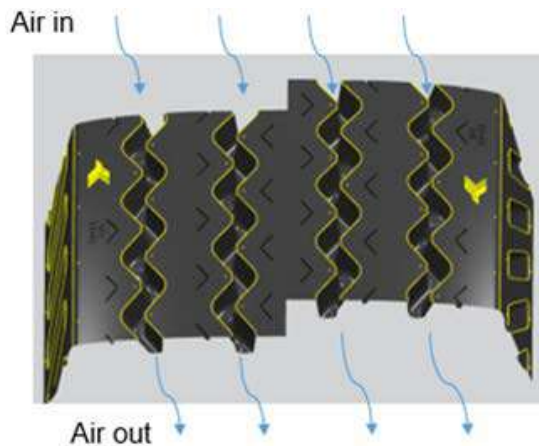
## Fin Technology for Better Cooling

### Background

Tyre failure in terms of tread separation occurs mostly due to heat generation in tyre during service which impacts the tyre life adversely. Besides new compound design for lowering the heat generation, we need to explore effective modes of heat dissipation. Tyre with effective heat dissipation will be less prone to the failure related to the heat and results in better mileage.

### Methodology

**Basic Concept Model** - Channels on tyre tread surface play an important role in heat dissipation from tyre. Highly effective heat dissipation design in channels will help in lowering the heat accumulation in critical area of tyre. Through brainstorming and by exploring probable design parameters that helps heat dissipation, JK developed the concept of **fins in the channel**.



## Digitalisation

Digitalisation of processes played a crucial role in helping JK Tyre transform the manufacturing unit in Haridwar into a powerhouse. We have also made great strides in the usage of ML-based algorithms across our business functions.



Semi-Anechoic Chamber, 'RPS COE' Mysuru.

## Computational Mechanics

Computational mechanics is used to study the problems governed by the laws of physics, mechanics and mathematics. It enables to attempt wide range of problems, viz. multiscale phenomena, structural, thermal, fluid-structure interaction. These tools are used to predict advance tyre performance that includes Rolling Resistance, Tyre Temperature, Aquaplaning, and Noise to name a few.

## Computational Chemistry

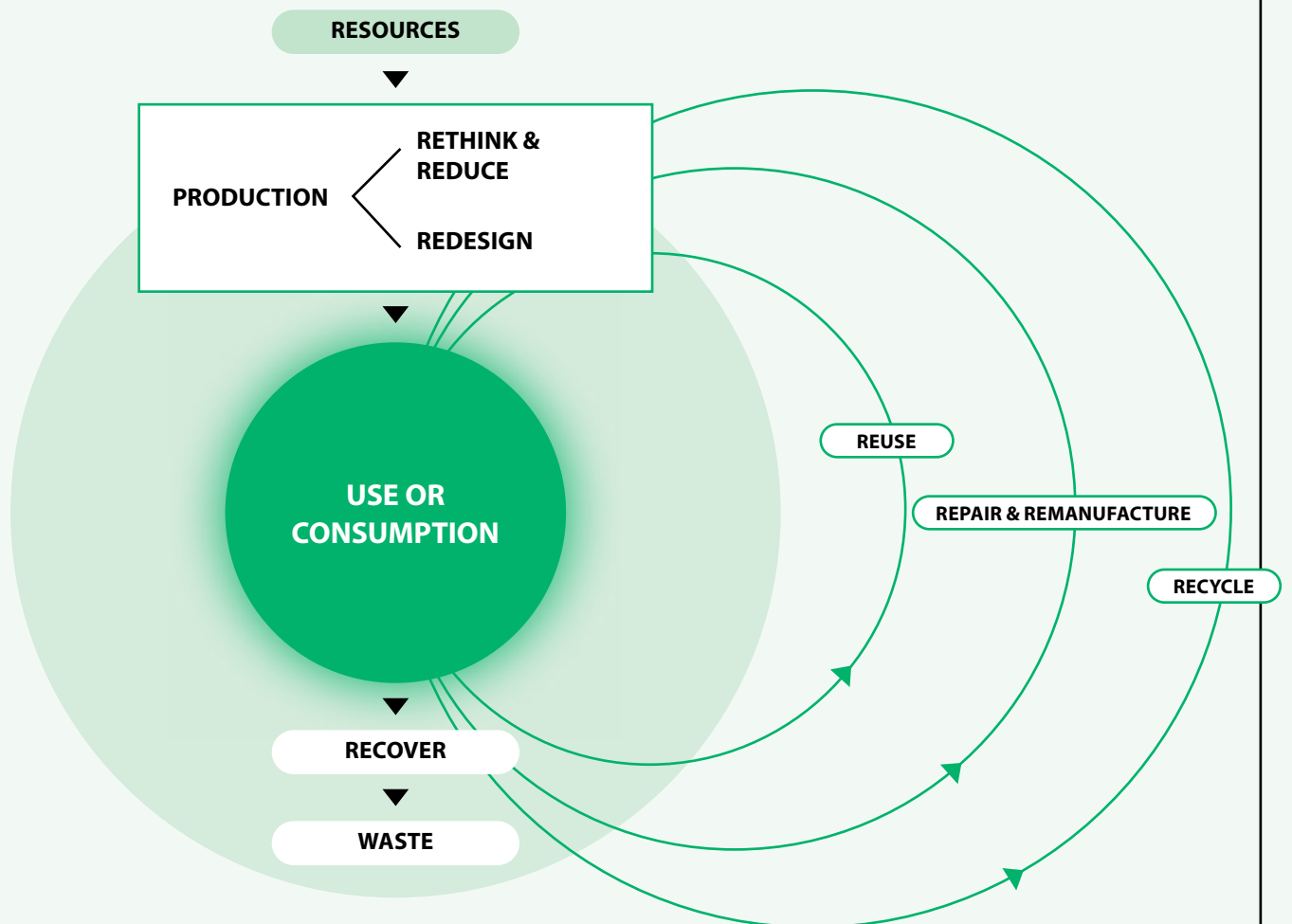
Computational chemistry is used to study the properties of rubber composites at molecular level. The micro level interaction between rubber and other ingredients (filler, curatives, process aids, etc.) can be utilised to develop rubber compounds to be used in a tyre. These tools provides significant insights about the role of various ingredients to develop appropriate rubber composites.

# Agenda for FY 2024-25



## Driving Circularity

*Engaging in global collaborations presents a promising avenue for advancing the utilisation of eco-friendly products and recycled materials. Looking ahead, JK Tyre is committed to nurturing partnerships and implementing initiatives aimed at developing environmentally sustainable green tyres. These innovative tyres are designed to minimise rolling resistance, leading to reduced emissions, enhanced mileage, and improved fuel efficiency. Furthermore, we remain proactive in adhering to regulatory standards governing tyres and their constituent materials.*





# Human Capital

In FY 2023-24, JK Tyre focused on enhancing its human capital through various initiatives. This included redefining its mission and vision statements to align with evolving goals and aspirations. The Company emphasised nurturing talent within its workforce, establishing a robust talent pool for future growth.



# Caring for Our People



At JK Tyre, we strive to promote a culture of excellence by recruiting the right talent and ensuring they are future ready through adequate training and upskilling initiatives.

## Focus Areas

**Talent Hiring and Retention**

**Learning and Development**

**Employee Engagement**

**Diversity and Inclusion**

**Health and Safety**

## Linkage with Material Topics

**Employment**

**Training and Education**

**Health and Safety**

**Innovation**

**Economic Performance**

## UN SDG Alignment



## Competency Framework

### Paving the Way to Professional Growth

The talent management process centres around a comprehensive competency framework that guides the identification of individuals with the potential to excel in their roles.

This process begins with an assessment development centre module that is categorised based on different job levels, enabling the company to identify individuals with the right competencies and capabilities for success.

### Singular Competency Framework

for all the JKO businesses and groups

**7**  
Competencies

**4**  
Proficiency Levels

## Talent Management

JK Tyre's strategic approach to recruitment and retention emphasises attracting and maintaining a talented and motivated workforce essential for business growth. The Company prioritises talent management, ensuring employees possess the necessary skills and capabilities to excel in their positions.

In recruitment, JK Tyre actively seeks top talent in the industry, aiming to onboard high-performing individuals. Once hired, the Company prioritises empowering its employees through supportive policies and practices, fostering their growth and development. This approach contributes to cultivating a positive and fulfilling workplace culture, ultimately driving the Company's success.



Dr. R.P. Singhania, Pro Chancellor, JK Lakshmiipat University at the 11<sup>th</sup> Convocation & Founder's Day Function

## Employee Selection Process at JK Tyre

- **Job Description and Evaluation:** The process starts with a detailed job description, tailored to the tasks and required competencies. Evaluation panels, including functional experts and HR, assess candidates' skills and previous employment history.
- **Personality Profiling:** Shortlisted candidates undergo personality profiling using psychometric tools to assess behavioural and attitudinal dimensions. Successful candidates receive an official job offer.
- **Medical Examination:** New hires undergo a pre-employment medical examination to confirm fitness and meet legal requirements. Reports are verified by the company's Medical Officer.
- **Safety Training:** All new employees receive safety induction training, including Safety DOJO at the Training Gallery and classroom sessions. Training effectiveness is evaluated.
- **On-the-Job Training:** Candidates undergo on-the-job training before being deployed to their respective departments.
- **Annual Health Monitoring:** Employees' health conditions are monitored annually by the Medical Officer through periodic medical examinations.

**85%+**

Retention rate in FY 2023-24

**1.35 Lakh**

Cumulative industry experience (years)

**85%**

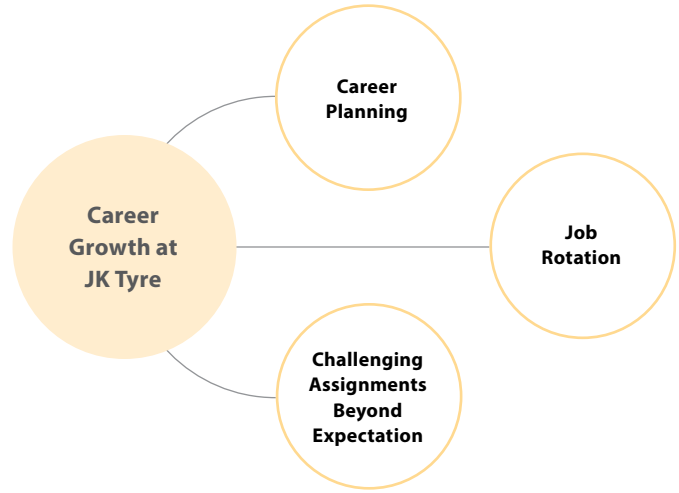
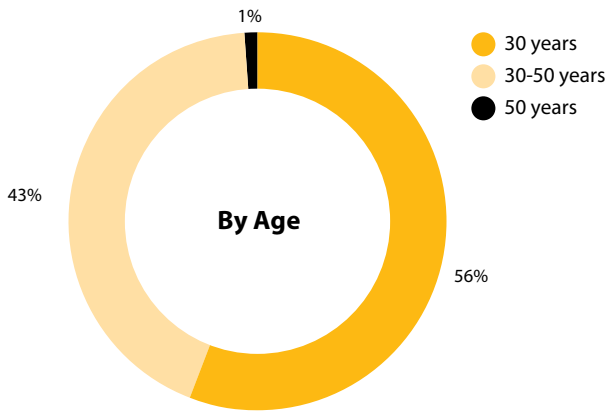
Employees with 3+ years within the Company

**40 years**

Average age of employees

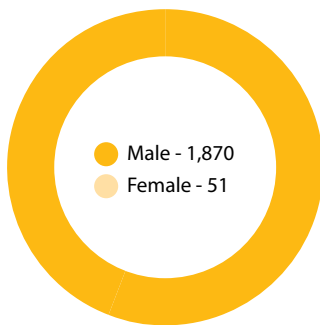


### New Hires in FY24

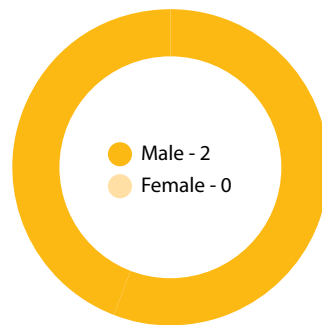


### Diversified Set of Employees

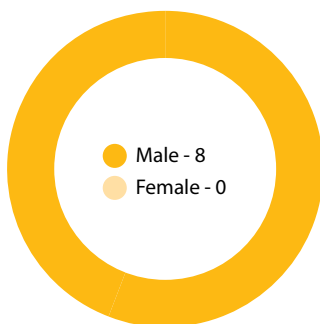
#### Employees



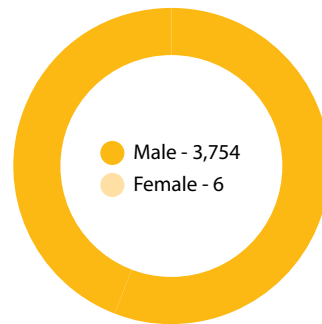
#### Differently-abled Employees



#### Differently-abled Workers



#### Workers



Shop floor Training



'RPSCOE TEAM', JK Tyre adjudged the winners at the Group-level 'UDAAN' competition for innovative ideas

## Strategies Aimed at Creating Employee Engagement and Loyalty



Long-term incentive scheme



Skip level interaction



Enhance communication – Bottom-up approach



Enrichment exercises



Direct communication with the management



Long-term awards and recognitions





### Women’s Premier League

Our women colleagues from across locations participated in large numbers in the Annual Sports Competition. The event witnessed many sports events such as badminton, carrom, etc.



### Initiatives in FY24: Chairman’s Cup for QCC

Taking forward our pursuit of operational excellence, the 1<sup>st</sup> Chairman’s Cup for QCC competition for our workmen was conducted. Teams across locations participated enthusiastically. 10 teams presented their impactful QC initiatives to an external jury.



### Diverse Skill Set of Employees

**10**

Doctorates

**44**

Scientists

**500+**

Business Administration

**300+**

Engineering/Technical professionals

## Learning and Development

JK Tyre prioritises on the learning and development of its employees, implementing several initiatives to enhance their skills and capabilities. This commitment to upskilling not only nurtures personal growth and career advancement for employees but also drives innovation and operational excellence within the organisation.

### Ongoing Initiatives

- Young Age Konnect Mentoring Programme
- I-Manage – Training for 1<sup>st</sup> Time Managers
- Selling Skills & Sales Management – for M&S
- Collaborations with premier B-Schools for Leadership Training
- Knowledge Sharing Sessions
- Self-Development Scheme

## Developing the Talent and Leadership Pipeline



### Leadership Programme at IIM-B

Our strategic positions holders were enrolled in Leadership Programme at IIM-B



### Breakthrough Projects

Our identified talents take up breakthrough projects to enhance their competence



### Young Age Konnect

A unique mentoring initiative for identified high performers/talents and also for young blood GETs and MTs

>5

Consistently Exceeding  
Annual Norm of 5 Days

**Training  
man-days  
for MCS**





## Health and Safety

JK Tyre prioritises the health and safety of its employees through various initiatives. These include organising blood donation drives, conducting annual health checkups, celebrating Yoga Day for physical and mental well-being, and enhancing insurance benefits. These efforts underscore the Company's commitment to ensuring the well-being of its workforce.

# 0.02

LTIFR

# NIL

Fatalities

# 2

LTI

We systematically monitor health and safety outcomes through various mechanisms to detect any deviations in our health and safety management system.

## Workplace Safety Monitoring Mechanisms

- Plant safety instructions display boards installed
- **Proactive Monitoring**
  - Conducting safety tours
  - Performing audits
  - Carrying out workplace inspections
  - Conducting statutory inspections
  - Assessing outcomes from risk assessments
  - Conducting surveys on safety
  - Maintaining hygiene standards
  - Implementing OHS objectives and management programmes
  - Reviewing outcomes of safety committee meetings
  - Observing BBS (Behaviour-Based Safety) practices
  - Conducting mock drills
- **Reactive Monitoring**
  - Reporting near misses
  - Documenting illness cases
  - Recording injuries
  - Reporting reportable and non-reportable accidents
- Recording and analysing feedback received as part of risk assessments, suggestions, investigation processes, and audit outcomes for continual improvement
- Recognising excellence with Kaizen Awards for promoting good safety practices
- Installing one-point lessons for safety awareness
- Providing Material Safety Data Sheets (MSDS) for chemical areas
- Conducting on-the-job safety trainings
- Making the review of accident numbers a priority agenda item for Top Management's review





## Agenda for FY 2024-25

- Higher employee engagement
- Higher productivity
- More training hours
- Rewards and recognition



## Employee Engagement


Employee engagement is integral to JK Tyre's operational approach. The Company recognises that motivated and engaged employees play a pivotal role in accomplishing business goals.





## Social and Relationship Capital

JK Tyre & Industries Ltd. has thrived on building strong, trust-based partnerships for over four decades. These foundational principles have allowed us to deliver transformative value to a wide range of stakeholders, from communities and partners to customers and beyond.



## Community Engagement



### JK Tyre Approach

Recognising the critical role of social connections, JK Tyre strategically invests in relationship-building activities to enhance its social and relationship capital. We ensure sustainable, long-term value creation, by actively nurturing and optimising these networks.

### Stakeholders for Social and Relationship Capital

Value Chain Partners

Customers

Community

Statutory and Regulatory Bodies

### Linkage with Material Topics

Compliance

Supply Chain Mechanism

Procurement Practices

Local Communities

Customer Centricity

### UN SDG Alignment



## Contributing to UN SDGs

### Enhanced Algorithms across Business Functions

#### Marketing Advancements

JK Tyre has leveraged machine learning (ML) and artificial intelligence (AI) algorithms to transform its marketing strategies. These data-driven tools enable the creation of highly effective campaigns, identification of new market opportunities, and optimisation of cross-selling and upselling initiatives.

#### Supply Chain Innovations

Significant advancements have been made in the supply chain domain, especially in truck building and freight tracking. The entire planning process is now integrated into a digital platform, enhancing efficiency. Integrating PLM automation tools with supply chain platforms facilitates real-time tracking and traceability from manufacturing to delivery, reducing delays, improving transparency, and fostering collaboration among stakeholders.

#### Customer Service Enhancements

AI/ML technologies have revolutionised customer service at JK Tyre. Customers can now report tyre defects by visiting a dealer shop, where six images of the tyre are taken and analysed by an AI model. This process provides quick solutions, streamlining the traditional, time-consuming methods of customer service.

#### Key Highlights

- **Marketing**  
Data-driven decision-making and highly effective campaigns
- **Supply Chain**  
Digital integration, real-time tracking, and improved transparency
- **Customer Service**  
Efficient defect reporting and swift solutions through AI analysis





## Customers

Our commitment to putting customers first is fundamental to our market success. We deliver excellent products and services, by focusing on understanding and meeting the specific needs of its customers. We extend our efforts beyond the sale, continuously engaging with customers to build lasting trust and loyalty. This customer-focused strategy is key to our ongoing success in the industry.

### Customer First Service

With the intervention of the technology team, the customer service part of the business has improved the speed and quality of response to customer queries and complaints. The reduction in turn-around-time (TAT) from 3-4 days to 15 minutes in 75% of the cases is a testament to the positive impact of digitalisation on customer service.

Moreover, digitalisation can also improve the transparency and accountability of customer service, allowing customers to easily track and monitor the progress of their queries and complaints. This can help build trust and confidence in the brand, leading to increased customer satisfaction and loyalty.

# 100%

Customer complaints resolved in FY 2023-24

### Commitment to Customer Education and Product Transparency

JK Tyre is dedicated to ensuring that its products adhere to the Bureau of Indian Standards (BIS) specifications and meet the quality standards of export markets. The company clearly marks all essential product information on the tire tread and sidewall, including size, ply rating, speed symbol, production date, and tread wear indicator.

In addition to meeting mandatory requirements, JK Tyre provides extra guidance on tire usage and maintenance. This includes features like the Visual Alignment Indicator (VAI) and Uniform Tire Quality Grading (UTQG).

Throughout FY 2023-24, there were no incidents related to advertising, marketing, or labelling regulations, nor were there any product recalls for JK Tyre.

### Enhancing Brand Visibility

JK Tyre implements a dual strategy in both B2C and B2B sectors, combining traditional methods with modern branding solutions. This approach effectively boosts brand recognition and strengthens customer engagement.

# #1

Tyre brand on social media in terms of followers

## JK Tyre Celebrates ICOTY and IMOTY Awards

The 19<sup>th</sup> Indian Car of the Year (ICOTY) and 17<sup>th</sup> Indian Motorcycle of the Year (IMOTY) awards, sponsored by JK Tyre, were held in Mumbai. These prestigious awards recognise excellence and innovation in the Indian automotive industry. Top leaders and journalists attended the event, where the Hyundai Exter won ICOTY 2024 and the Royal Enfield Himalayan won IMOTY 2024. Dr. Raghupati Singhania, Chairman & Managing Director of JK Tyre & Industries, presented the awards alongside other esteemed jury members.



## Encouraging Women in Motorsport

JK Tyre has been a pioneer in promoting women in motorsport, establishing the Women in Motorsport wing at the Federation of Motor Sport Clubs of India (FMSCI). Through our annual Young Scholarship programme, we actively support promising female talent, helping them pursue their motorsport dreams.

Our efforts have led to notable successes, such as Shriya Lohia, winner of the Pradhan Mantri Bal Puruskar, Mira Erda, and Sneha Sharma. We also organise fun yet professional motorsport events to encourage female participation, including the 4<sup>th</sup> JK Tyre Times Women's Drive (Delhi to Jaipur), Ladies Power Drive (Kolkata), and JK Tyre WIA Women's Rally to the Valley (Mumbai to Pune).







## Empowering the Value Chain

We actively nurture responsible corporate citizenship among them, recognising the pivotal role of our value chain partners. Through proactive engagement, the Company collaborates with suppliers to share best practices and align goals toward a common purpose. With strategically located facilities across India, JK Tyre emphasises local sourcing, procuring a substantial amount of materials from local and small suppliers in FY 2023-24.

### Leading the Way in Supply Chain Management

Embracing sustainability and efficiency, JK Tyre has initiated a shift from truck-based transportation to rail for its finished goods movement. This strategic move, albeit in its nascent stage, marks a significant step towards reducing carbon emissions, with plans for incremental growth in the coming years. We have doubled our rail transportation percentage, leveraging railway corridors extending to the East, North East, and Ludhiana in the North.

Simultaneously, we are making strides in digital transformation, leveraging Oracle Transport Management Systems (OTMS) for streamlined logistics operations. This ensures end-to-end visibility and real-time tracking of vehicles from the plant to the destination. Additionally, the adoption of Oracle's Procurement-to-Pay (P2P) system enhances operational efficiency, garnering praise from industry peers.

These efforts have not gone unnoticed, as JK Tyre's commitment to innovation and sustainability has earned external recognition from esteemed bodies like the Institute of Supply Chain Management, solidifying its position as a leader in the tyre industry.



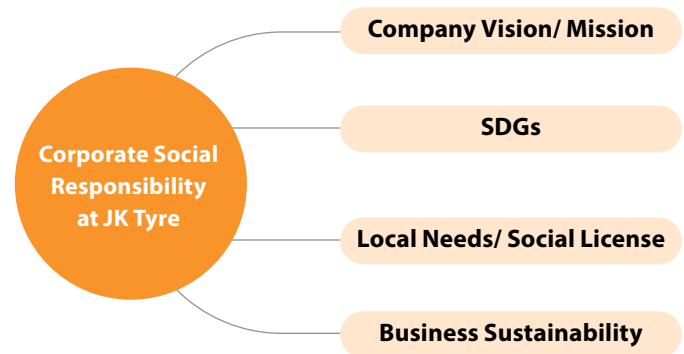
## Communities

JK Tyre is deeply committed to making a meaningful impact on society through its CSR initiatives. With a focus on empowering communities and creating holistic development, we strive to uphold the values instilled by our founders. We prioritise the well-being of all stakeholders as it works towards creating a brighter future for generations to come, embracing a sustainable and responsible business ethos.

### JK Tyre Approach

JK Tyre's CSR endeavours are fully compliant with the mandates of Section 135 and Schedule VII of the Companies Act, 2013, while also aligning with a majority of the UN Sustainable Development Goals (UN SDGs). Guided by a comprehensive CSR policy, initiatives are meticulously planned and executed under the supervision of the Board-level CSR Committee and senior management. To ensure effectiveness, a robust feedback mechanism is in place, with regular reports shared on a monthly, quarterly, and annual basis for review and input from top management.

### Driving Forces behind CSR



## Our Strategy

CSR linkage with Company's Vision, Mission & UN SDGs

Identification of stakeholders

Implementation of CSR Programmes

Measurement of Social Performance

Partnering to enhance outreach and project sustainability

Review & Update

## Focus Area of CSR Activities



### Aajivika Sarthi (Livelihood Enhancement)

- Skill building
- Livestock development
- Agriculture improvement
- Self-help groups

**₹121.02 Lakh**  
**58,022 Beneficiaries**



### Shiksha Sarthi (Supporting Education)

- Support to schools
- ITI adoption
- Adult literacy
- Scholarships

**₹172.55 Lakh**  
**14,631 Beneficiaries**



### Arogya Sarthi (Healthcare)

- Reproductive and child healthcare
- Eye care for drivers
- Sanitation
- HIV/AIDS prevention
- Drinking water

**₹153.08 Lakh**  
**23,426 Beneficiaries**



### Jal-Vayu Sarthi (Environment & Water)

- Water conservation
- Wasteland development
- Plantation

**₹126.75 Lakh**  
**19,556 Beneficiaries**

**₹ 648.22 Lakh spent during FY 2023-24**

**1,15,635 Lives impacted through CSR activities**



## Social Impact Assessment

JK Tyre conducts third-party impact assessment studies to gauge the positive changes wrought in the lives of individuals through the Company's social initiatives and are a valuable mechanism and provide an ongoing evaluation of the programme.

### JK Tyre's CSR Activities

#### Shiksha Sarthi (Supporting Education)

Our projects implemented in rural regions have significantly enhanced school infrastructure and facilities, thereby positively influencing learning outcomes among students.

Through the adoption of three government Industrial Training Institutes (ITIs), we extend job-oriented vocational education to over 500 students annually.

### Key Highlights

#### The Smart Class Project

**Providing digital infrastructure** - Each **Smart Class** is equipped with a **big Smart TV** enabling digital display, complemented by comprehensive teacher training.

Location	No. of Schools	No. of Children
Kankroli	10	1,132
Sriperumbudur	8	1,950
Mysuru	15	4,115
Morena	2	284
<b>Total</b>	<b>35</b>	<b>7,481</b>

#### DESKIT School Bags

'DeskIt' school bags to underprivileged students addresses the crucial need for proper seating infrastructure in schools. These innovative bags, a combination of a school bag and study desk designed by graduates from IIT-Kanpur, have been provided in 34 schools, benefitting 2,725 students.

Location	No. of Schools	No. of Children
Kankroli, Rajasthan	10	750
Morena, MP	4	730
Sriperumbudur, TN	12	745
Mysuru, Karnataka	9	500
<b>Total</b>	<b>34</b>	<b>2,725</b>

### JK Tyre Shiksha Sarthi Scholarship

JK Tyre has partnered with reputed institutions like Tata Institute of Social Sciences (TISS) and Vidyasarthi (NSDL e-Gov Technology Ltd.) to ensure effective management and disbursement of scholarships. Through **annual scholarships of ₹ 15,000/- for non-technical courses and ₹ 25,000/- for technical courses**, it seeks to alleviate the financial burden associated for daughters of commercial drivers in Tamil Nadu and Karnataka to pursue higher studies.

# 56

No. of scholarships disbursed for academic year 2023-24



## JK Tyre 'Shiksha Sarthi' Scholarship Scheme

**Courses Covered**

- Graduation Courses (B.A./B.SC./B.Com. etc.) & ITI/Diploma
- Technical Courses (B.Tech, M.B.B.S. etc.) & Specialised Courses

**Scholarship Amount**

- Graduation Courses (B.A./B.SC./B.Com. etc.) & ITI/Diploma - ₹15,000/- per annum
- Graduation Technical Courses (B.Tech, M.B.B.S. etc.) & Specialised Courses- ₹25,000/- per annum

**Eligibility Criteria**

- 60% in 10<sup>th</sup> and 12<sup>th</sup>

**Target Population**


- Girl Child of Drivers (HMV)

**Target Area**

- Tamil Nadu & Karnataka

**Income**

- Upto ₹5,00,000 p.a



## Aajivika Sarthi (Livelihood enhancement)

To create sustainable impact in people's lives, our projects like livestock development, agricultural improvement and various skill development programmes have boosted sustainable livelihoods and created employment opportunities. Market-oriented skill development trainings on entrepreneurship development, motor driving, tailoring, floriculture, etc. have positively impacted lives of unemployed youth, women and farmers.

### Key Highlights

#### Entrepreneurship Development Programme for Unemployed Youths

JK Tyre's Entrepreneurship Development Programme at Sriperumbudur, Tamil Nadu facilitated by the Bhartiya Yuva Shakti Trust (BYST) is designed to ignite a spirit of entrepreneurship among unemployed youths and provide them with the necessary support to establish successful businesses in diverse sectors, including manufacturing (such as food products, artificial jewellery, and Areca plates), services (ranging from film editing to beauty services), and retail.

In its initial phase, the programme has already made significant strides with:

**44 Youth**

Total Beneficiaries

**17**

Number of women benefitted

**2.17 Cr**

Total loan amount disbursed from banks

#### Tailoring Unit to Empower Women

JK Tyre has embarked on a transformative journey in Noorabad village, Morena, through the establishment of a tailoring unit with modern electric-powered sewing machines and other equipment to skill and empower women. The 'Saheli Sangam Samiti' under this initiative has provided a structured platform for women to collaborate and support each other in their entrepreneurial endeavours. Through diversified training programmes, this initiative has trained first batch of 20 women, enhancing their employability and income levels.

## Promoting Floriculture to Enhance Agricultural Profitability

As part of our Floriculture initiative, we have trained over 200 women farmers in Kankroli, Rajasthan.

To date, more than 2,000 women have adopted floriculture, resulting in an additional income of ₹ 10,000 per cropping season.

#### Livestock Development Projects in Mysuru, Karnataka, and Morena, Madhya Pradesh

- Performed 8,760 artificial inseminations
- Birth of 2,713 hybrid calves
- Healthcare to over 20,000 animals.

## Arogya Sarthi (Supporting Healthcare)

Many rural communities have been benefitted with effective, sustainable healthcare solutions by improving Infrastructure, conduct of health camps, and awareness campaigns.

### Key Highlights

#### Project Jyoti Kiran

Eye care camps specifically targeting drivers and transporters were held at Transport Nagar, Mandis, etc. Comprehensive eye testing is conducted for truck drivers, and those in need are promptly provided with free spectacles on-site.

**11,341**

Total Beneficiaries

**105**

Number of eye camps

**8,787**

Number of spectacles distributed





## Prevention of HIV/AIDS

JK Tyre is actively engaged in prevention of HIV/AIDS epidemic. With our support, the network of people living with HIV/AIDS (PLHIV) in Rajsamand, Rajasthan helps HIV patients to get emotional support, guidance, medicines and nutritional supplements. The network has enrolled total around 2,000 PLHIVs in Rajsamand and a large number of PLHIV have also been linked with various government social schemes like Antyodaya, Palanhar, etc.

## Jal Vayu Sarthi (Environment & Water)

JK Tyre has always been committed to take steps in protecting the environment. With several water conservation initiatives, wasteland development and plantation projects, we are constantly engaged in taking responsibility for the environment and working towards a greener future.

### Key Highlights

#### Water Conservation Project

Water conservation is vital for sustaining life on our planet. Throughout the reporting year, our commitment to water conservation has been evident through various initiatives. A total of six water ponds underwent renovation, revitalising these essential water bodies and enhancing their capacity to store and supply water. Additionally, the construction of one anicut has further bolstered water availability, providing a lifeline for over 19,000 people who rely on these water sources for their daily needs.



### Planting for a Sustainable Future

Plantation plays a pivotal role in preserving the environment and fostering sustainability. At JK Tyre, we understand the significance of environmental stewardship and have taken proactive steps to integrate plantation efforts into our sustainability initiatives. Over the past several years, we have planted more than a million trees as part of our commitment to environmental conservation.

We have collaborated with local communities to rehabilitate two waste lands, transforming them into thriving ecosystems. By planting native plant species, we not only restore degraded landscapes but also promote the growth of vegetation that is well-adapted to the local environment.

One of our noteworthy endeavours includes the development of a Miyawaki forest—a dense, native species forest designed to maximise biodiversity and ecological benefits. This Miyawaki forest serves as a testament to our commitment to environmental conservation and sustainability and biodiversity enhancement.

## Other CSR Projects

### Road Safety

Road safety is paramount for ensuring the well-being of all individuals travelling on roads. As a responsible corporate entity, JK Tyre recognises its duty to contribute to the advancement of road safety initiatives. In collaboration with the traffic police, JK Tyre has embarked on a significant endeavour to enhance safety measures along the roads. Through this partnership, the installation of crash barriers, ingeniously crafted from scrap tyres, has been initiated at various accident-prone locations in Delhi NCR. By repurposing scrap tyres into protective barriers, we not only mitigate environmental impact but also prioritise the safety and security of commuters and pedestrians alike.

### Scrap Tyre Gardens at Schools

The establishment of 'Scrap Tyre Gardens' in five government schools across Delhi by JK Tyre represents a groundbreaking initiative bridging environmental stewardship and educational enrichment. These gardens serve as vibrant hubs where students delve into the principles of sustainable living and waste management, unlocking a world of valuable insights.

Through interactive activities centred on best-out-of-waste techniques and organic farming, students are empowered to breathe new life into discarded materials, igniting a spark of

creativity. They learn firsthand how to repurpose scrap tyres into practical resources, cultivating a culture of innovation and resourcefulness.

By reusing waste tyres in these Scrap Tyre Gardens not only beautifies the school premises but also serves as living laboratories where children explore, experiment, and discover the transformative power of sustainability. Through this innovative initiative, JK Tyre is nurturing the next generation of environmental stewards, fostering a brighter, greener future for all.

### Employee Volunteering

JK Tyre creates a culture of employee volunteering, recognising the immense value that individuals can bring to social causes. Employees are encouraged to actively participate in the Company's CSR initiatives, leveraging their skills, time, and resources to make a meaningful impact in communities.

Additionally, JK Tyre empowers employees to pursue social initiatives at an individual level, providing them with the autonomy to support causes close to their hearts. This not only augments our CSR efforts but also creates a sense of fulfillment and purpose among employees. It is heartening to mention that during the reporting year, total 3,650 employees have participated in various employees volunteering programmes.





## From Adversity to Entrepreneurial Triumph: The Journey of Ms. Nirosha

Ms. Nirosha's story epitomises resilience and determination in the face of adversity. Hailing from an underprivileged background in the Kancheepuram district, she encountered formidable educational barriers due to her family's poverty. However, adversity did not deter her spirit. Following her marriage, Ms. Nirosha found employment in a clay toy shop, where she honed valuable skills and discovered her passion for entrepreneurship.

Driven by her ambition to break free from the cycle of poverty and create a better future for herself, Ms. Nirosha embarked on a journey to establish her own business. Recognising her potential, JK Tyre's Entrepreneurship Development programme extended a helping hand. Through comprehensive training in entrepreneurship development and personalised support for business incubation, Ms. Nirosha received the guidance and resources needed to turn her vision into reality.

With determination and the support of JK Tyre's programme, Ms. Nirosha secured a loan of ₹ 1.50 lakh from IOB bank to kickstart her entrepreneurial venture. Today, her toy manufacturing unit, M/s. Nirosha Clay Toy manufactures, stands as a testament to her perseverance and hard work. Located in Kancheepuram, her enterprise not only thrives but also contributes to the local economy by employing other individuals.

Ms. Nirosha's transformative journey serves as an inspiration to many, symbolising the triumph of the human spirit over adversity. From facing economic hardship to achieving entrepreneurial success, her story underscores the power of determination, opportunity, and support in unlocking one's full potential. Through her remarkable journey, Ms. Nirosha embodies the transformative impact of entrepreneurship in empowering individuals and fostering socio-economic development.



## Transforming Lives: The Impact of Halebeedu Lake Rejuvenation

Imagine a single lake revitalising the lives of hundreds.

In FY 2017-18, Halebeedu Lake in Mysuru underwent a profound transformation, through the efforts of JK Tyre. This ambitious initiative did not just reclaim 76 acres of water space; it breathed new life into the surrounding communities, sparking a ripple effect of positive change.

For 850 families living nearby, the rejuvenation of Halebeedu Lake was nothing short of a lifeline. With the restoration of 28 borewells, the project addressed critical water scarcity issues, providing a steady supply of water for irrigation and household use. As a result, approximately 100 acres of land were brought under cultivation, offering hope and opportunity for agricultural prosperity.

Beyond land revitalisation, the rejuvenated ecosystem of Halebeedu Lake breathed new life into the region. Hundreds of cattle benefit daily from the restored lake and get drinking water even during scorching summer. The lake also became a sanctuary for migratory birds, attracting a colourful array of species each year and enriching the area's biodiversity.

The rejuvenated lake became a symbol of opportunity, with thriving fisheries contributing an impressive annual revenue of around ₹ 2 lakh to the village panchayat. These funds are reinvested into village development initiatives, further enhancing the prosperity and well-being of the community.

The story of Halebeedu Lake's restoration is not just about environmental conservation; it's a testament to the power of community-driven change. Spearheaded by JK Tyre, this initiative has not only rejuvenated a vital ecosystem but also empowered individuals, fostering resilience, and nurturing dreams of a better tomorrow. In the end, it is a story of hope, resilience, and the transformative impact of collective action.





## Agenda for FY 2024-25

All ongoing efforts will be amplified to the extent possible. The focus remains on benefitting the marginalised communities in the vicinity of our plants.







## Natural Capital

JK Tyre aims to become the greenest tyre Company in the world, with a strategic vision focused on achieving carbon neutrality by 2050. This ambitious plan underscores the Company's dedication to sustainability, which is integral to its growth.



**Driving a Greener Future**



JK Tyre's ESG performance is fuelled by a robust commitment to integrating these principles across various themes. We have strengthened our ESG initiatives around our 5P sustainability platform: Planet, People, Profit, Process, and Prosperity, ensuring thorough and effective ESG integration.

### Key Highlights

**Among the Lowest**  
Energy consumption globally

**Among the Lowest**  
Specific raw water consumption in the tyre industry globally as per published data

### Linkage with Material Topics

Emissions

Energy

Water

Waste Management

### UN SDG Alignment



### Quality Management Systems

JK Tyre has long been a leader in implementing and upholding world-class Quality Management Systems (QMS), consistently maintaining rigorous quality standards



### Annual Progress Highlights

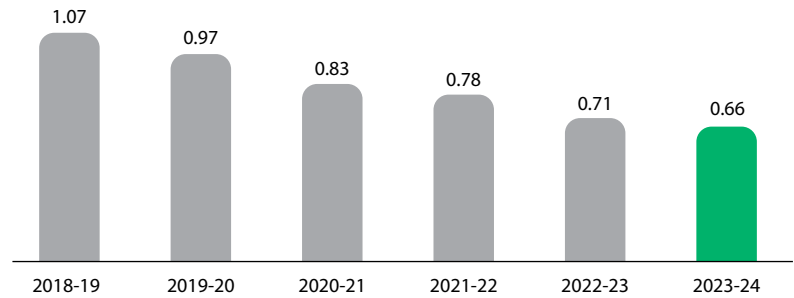
#### GHG Emission

(Eq. eCO<sub>2</sub>/Ton)

#### GHG Intensity

7% ↓

YoY reduction



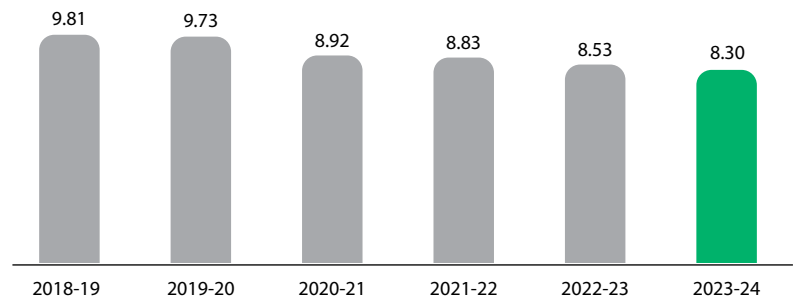
#### Energy Consumption

(GJ/Tonne)

#### Energy Intensity

2.7% ↓

YoY



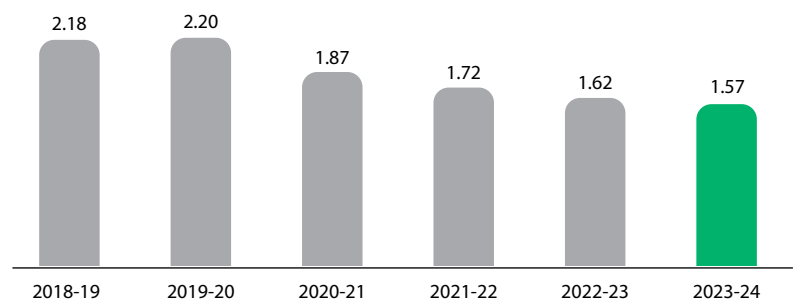
#### Raw Water Consumption

(KL/Tonne)

#### Specific Raw Water Intensity

3% ↓

YoY





## Becoming a Sustainability Champion

JK Tyre has secured an impressive score of 78 out of 100, which is considered 'Very good', on the Company's ESG performance. The strong ESG performance of JK Tyre reflects the Company's commitment to good governance, positive social and environmental impact, and its ability to effectively manage risks and seize opportunities.

With this 'Best-in-Class' rating by CareEdge, JK Tyre has further solidified its position as a leader in sustainability and responsible business practices in the Indian tyre industry.

The **Greentech Environment Award 2023** in the category of Environment Excellence

The **Green Manufacturing (Large Scale)** from Manufacturing Today

The **National Energy Award for Excellence in Energy Management 2023** by CII

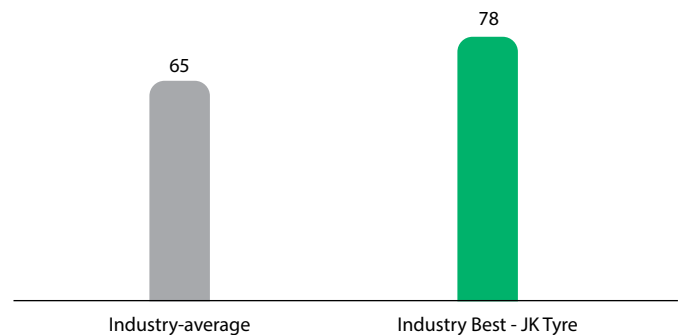
The **Award for Most Sustainable & Innovative Manufacturing Practices** by the World Manufacturing Congress

## Zero-Waste-to-Landfill

JK Tyre has implemented a zero-waste-to-landfill initiative to eliminate waste directed to landfills. With the utilisation of a robust waste management system, JK Tyre has successfully ensured that no waste is being directed to landfills.



## JK Tyre ESG Score vs. Average Industry Score



## CareEdge ESG Grade 2



### Social

Human Capital

[Read more page 62](#)

Social and Relationship Capital

[Read more page 70](#)



### Governance

[Read more page 06](#)

## Sustainability Initiatives & Practices

<b>Research &amp; Development Led</b>	<ul style="list-style-type: none"> <li>• Usage of bio sources materials</li> <li>• Higher usage of recycled material</li> </ul>
<b>Products Development Led</b>	<ul style="list-style-type: none"> <li>• Continuous improvement in RRC (Rolling Resistance Coefficient)</li> <li>• Continuous improvement in tyre dynamics, life and performance</li> </ul>
<b>Manufacturing Led</b>	<ul style="list-style-type: none"> <li>• GHG emission – Reduction in carbon footprints</li> <li>• Energy conservation – Global benchmark</li> <li>• Material conservation – Process waste reduction</li> <li>• Raw water usage – Global benchmark</li> <li>• Alternate Fuel – eCO<sub>2</sub> sequestration &amp; Green Coal (Biomass)</li> <li>• Manpower Productivity – Improved MDPT</li> <li>• Zero-Waste-to-Landfill</li> <li>• Single Use Plastic Free</li> </ul>
<b>Energy Usage Led</b>	<ul style="list-style-type: none"> <li>• ~40% energy consumption from renewable sources</li> <li>• Greater use of energy including investments in solar rooftop and wind energy</li> </ul>

### Commitment to Carbon Reduction

JK Tyre is dedicated to producing more with fewer resources through a robust low-carbon strategy. The Company has achieved significant reductions in greenhouse gas emissions annually. Since 2013-14, JK Tyre has systematically tracked and reported its carbon footprint in line with the ISO 14064-1:2018 standard set by BSI.

The main sources of the Company's GHG emissions include fossil fuel consumption in manufacturing boilers and processes, purchased electricity and steam, diesel use in DG sets, and refrigerant gas consumption in chillers and air conditioning units. The relevant GHGs at the four locations are carbon dioxide, methane, nitrous oxide, and hydrofluorocarbons (HFCs).

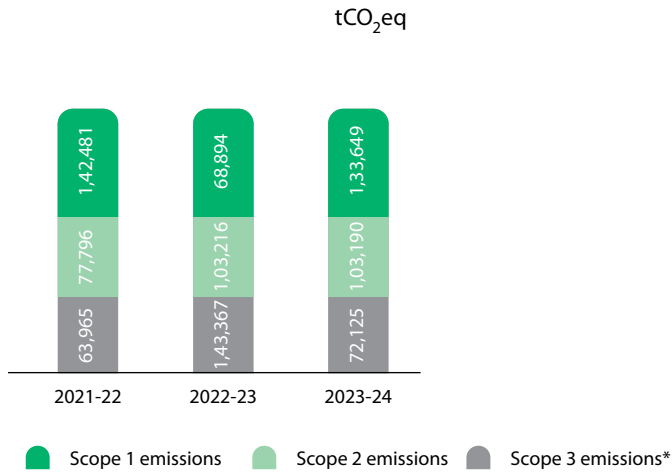
# 2050

JK Tyre's Carbon-neutral Target





## Emissions



\*Currently includes Transportation only

## Usage of Biomass

The use of biomass plays a crucial role in JK Tyre's strategy to achieve carbon-neutral status. In FY 2023-24, the Company utilised 37% of biomass as a fuel source for boilers.

# 64%

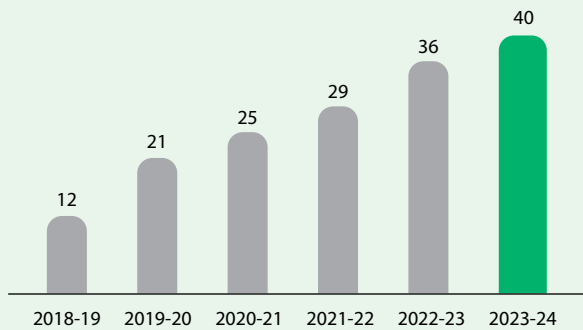
## Reduction in GHG Emission Intensity since base year 2013-14

NOTE Imported Energy for the period from 01/04/2013 to 31/03/2014 was 473044 tCO<sub>2</sub>e

## Green Energy Drive

JK Tyre has consistently pursued the installation or procurement of green energy sources across its manufacturing facilities. A primary objective of the Company is to incrementally increase the utilisation of renewable energy by 2-5% annually.

### Share of Renewable Energy (%)



Solar Panels at Banmore Tyre Plant




## Energy Conservation and Efficiency

JK Tyre is committed to a sustainable future, guided by the ethos of 'today for tomorrow.' Energy conservation and efficiency are at the forefront of the Company's agenda as it works towards its goal of becoming a more environmentally responsible entity. Through focused initiatives and unwavering dedication, JK Tyre aims to enhance sustainability practices and minimise its environmental footprint.

## Circular Economy

Tyres, comprising various raw materials such as synthetic rubber, natural rubber, and carbon black, hold immense potential to contribute to India's shift towards a circular economy. However, with millions of tyres reaching the end of their lifespan annually, the repercussions of improper disposal, stockpiling, and dumping can pose significant environmental risks.

**The 7R framework that guide the Company's transition toward a more sustainable, circular economy:**



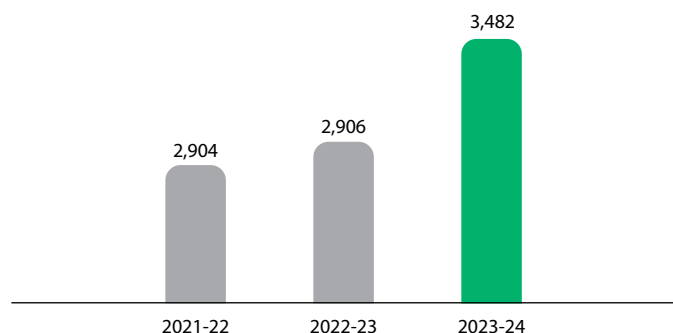


## Raw Material Sourcing

JK Tyre recognises the importance of using recyclable raw materials and is committed to identifying recyclable raw materials for its various product lines.

### Usage of Recyclable Materials

(in MT)



## Product Footprint and Stewardship

As a leading manufacturer in the mobility and safety sector, JK Tyre conducts comprehensive Life Cycle Assessments (LCAs) on a range of tyres, including Truck/Bus Radial, Truck/Bus Bias, and PCR variants. These assessments evaluate the effectiveness and suitability of our tyres across a wide sample of reference models.

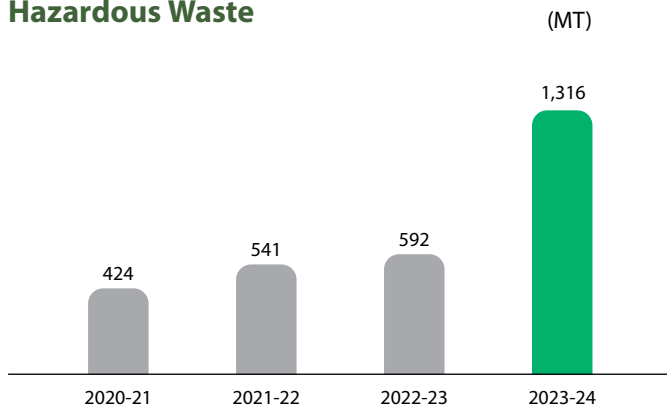
### LCA in FY 2023-24: Data as per BRSR

NIC Code	Name of Product/Service	% of total Turnover contributed	Boundary for which the Life Cycle Perspective/ Assessment was conducted	Whether conducted by independent external agency (Yes/No)	Results communicated in public domain (Yes/No). If yes, provide the web-link.
C22	10.00-20 16 PR JET R MILES	2.13%	Cradle-to-Grave	Yes	No
C22	215/60 R17_UX ROYALE_96 H TL	1%	Cradle-to-Grave	Yes	No
C22	7.00R15_STEELKING_12PR_L_TT	4.07%	Cradle-to-Grave	Yes	No
C22	165/70 R14_VECTRA_81_S_TL	0.0012%	Cradle-to-Grave	Yes	No
C22	165/80 R14_TAXIMAX_85 S TL	0.45%	Cradle-to-Grave	Yes	No
C22	10.00-20_JET XTRA XLM_16PR_J_TT	1.33%	Cradle-to-Grave	Yes	No
C22	10.00R20_JUH5_16PR_K_TT	0.55%	Cradle-to-Grave	Yes	No
C22	175/65R14 Vectra 82 T TL HONDA 2UA	0.447%	Cradle-to-Grave	Yes	No
C22	145/80R13_Ultima Neo NextGen_75S_4Rib_TL	0.126%	Cradle-to-Grave	Yes	No

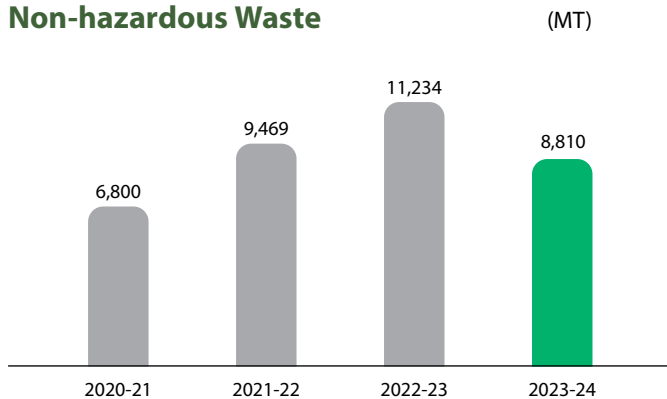
## Waste and Effluent Management

JK Tyre upholds its commitment to product stewardship through the adoption of best practices, including a zero-waste-to-landfill policy. We meticulously manage waste generated during the manufacturing process, employing segregation methods and incorporating recycled materials into its product lines. Moreover, all production facilities are equipped with advanced effluent treatment facilities, ensuring that wastewater meets stringent criteria. JK Tyre takes pride in maintaining compliance with effluent standards across all our sites, demonstrating our dedication to environmental responsibility.

### Hazardous Waste



### Non-hazardous Waste



## Zero Liquid Discharge

To uphold environmental sustainability and protect our ecosystem, our manufacturing units are equipped with advanced wastewater treatment technologies, striving for 'Zero Liquid Discharge.' In 2021, the Chennai Tyre Plant became JK Tyre's inaugural facility to achieve Zero Liquid Discharge certification. Following suit, both the Radial Tyre Plant in Mysuru and the Kankroli Tyre Plant in Rajasthan obtained this certification in 2023-24. Through innovative systems, wastewater is treated, recycled, and reused, with any remaining waste repurposed accordingly. For instance, salt extracted from hard water is reused, ensuring a closed-loop approach and sustainable water circulation.







JK Tyre recognised as ESG champions of India 2024 by Dun & Bradstreet - Award received by Mr. Anil Makkar Group CSO

### Water Stewardship

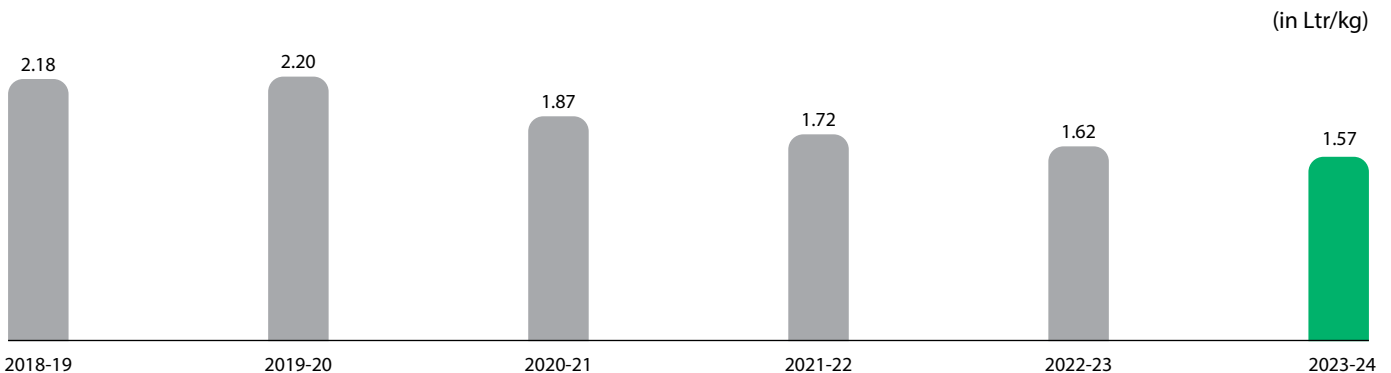
JK Tyre has been relentless in its pursuit of water efficiency improvements, leading to the achievement of the lowest specific raw water consumption globally. We primarily source water from nearby rivers or municipal corporations, emphasising surface water usage. To meticulously manage water consumption across production facilities, we have installed water metering stations at critical usage sites.

### Biodiversity

As a responsible and sustainable organisation, JK Tyre recognises the immense significance of biodiversity. Understanding its crucial role in sustaining ecosystems and life on Earth, JK Tyre places great importance on preserving and enhancing biodiversity. As of March 31, 2024, none of JK Tyre’s manufacturing units are situated in or near ecologically sensitive areas.

### Progress in FY 2023-24

Among the lowest specific raw water consumption in the tyre industry globally as per published data



## Retreading at JK Tyre

For over 14 years, JK Tyre has been leading the way in providing cost-effective and environmentally friendly quality retreading solutions. Established as a premium brand in the retreading industry, JK Tyre utilises compounds and chemicals used in manufacturing tires to produce retread materials, effectively lowering cost per kilometre. With state-of-the-art JK Retread Centres strategically spread across the country, offering JK-recommended repair and retread procedures, our network extends from Leh to Kanyakumari and Meghalaya to Mumbai. JK Tyre ensures the highest standards of quality. With a specialised team of 22 sales and technical officials, backed by ISO certification for retreading materials and supported by strong R&D facilities, we are dedicated to providing unparalleled support to our customers nationwide.

### Objectives of Retread Business

- 360-degree solutions to our customers
- Quality retreading service provider
- Develop exclusive franchisee network (JK Retread Centre)
- Creating awareness on radial tyre repair & retread
- Working towards organised business – changing face of the retread industry

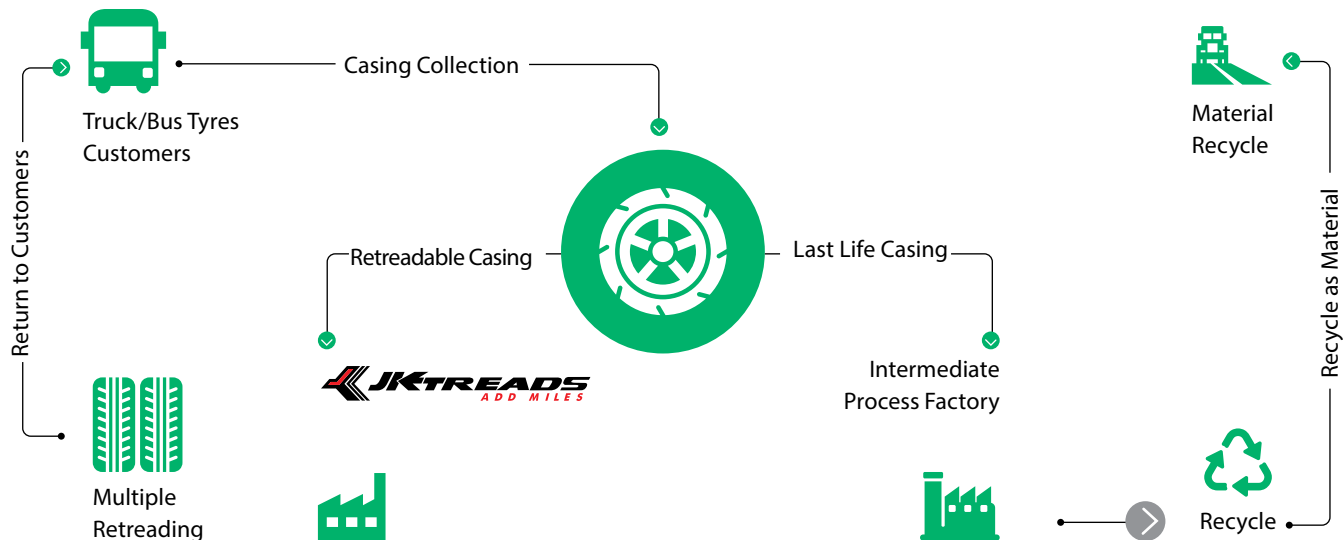
**A premium cold retread tyre offers as much as 80% of new tyre life.**

### Business Model

- Retreader Business Model
- Tyre collection from fleets/transporters
- Tyre collection from fitters/tyre puncture shops/old tyre dealers
- Buys casing from fleets/old tyre dealers and sell retreaded tyres

### Impact of Retread on the Circular Economy

Utilising recycled and reused materials, retreads consist of up to 75% recycled content, reinforcing our commitment to sustainability and the circular economy. Premium new tyre casings are engineered for multiple lifecycles, ensuring longevity and resource conservation. By repurposing worn casings as the primary retread component, we save significant amounts of oil, rubber, and steel that would otherwise be used in the production of new tyres. This practice not only reduces waste but also contributes to substantial resource savings globally over time.

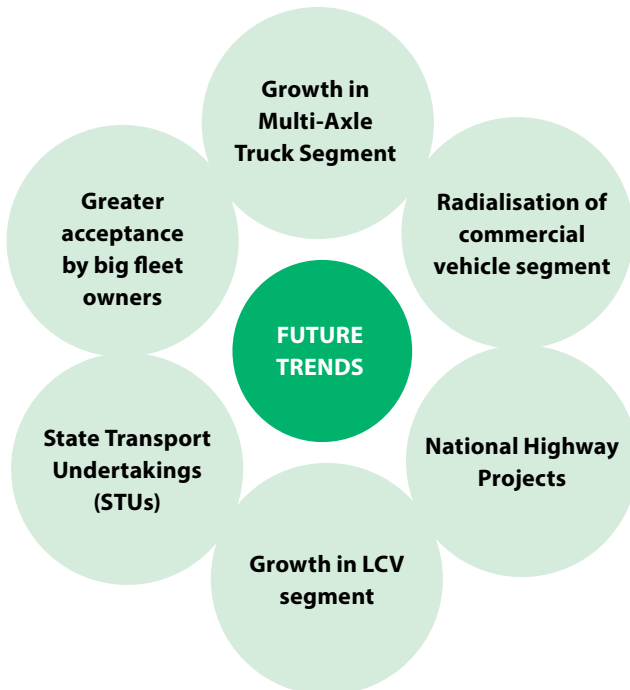




### JK Retread Centre

JK Tyre is dedicated to the development of top-tier retreading facilities, focusing on providing quality solutions for customers beyond the first life of their tyres. Through our widespread network, we create awareness about radial repair and retreading facilities while offering JK-recommended practices for tyre repair and retreading. Our aim is to assist customers in reducing their cost per kilometre (CPKM) through value-added services and to fulfil the retreading needs of our extensive customer base. With a commitment to offering cradle-to-grave solutions, we prioritise sustainability and excellence in every aspect of our retreading operations.

### Growth Drivers of Retread Business



## ESG Databook

# Charting Our Sustainability Journey

JK Tyre is pleased to share its second ESG Databook, showcasing the metrics to become a more sustainable organisation, support its employees, and make positive contributions to communities. This section aligns the Company's performance metrics with the United Nations Sustainable Development Goals (UN SDGs), ensuring a better tomorrow.

### CSR

JK Tyre Sustainability Model Pillar	UN SDG	Sustainability Element	Sustainability Drivers	UOM	Base Index 2020-21	Index 2021-22	Index 2022-23	Index 2023-24
P1 People - Safety & Well-being		Livelihood Enhancement	Livelihood-based initiative	No. of beneficiaries	100	246	395	317
		Community Health	General checkup and feedback	No. of beneficiaries	100	212	311	92
		Education	Quality education	No. of beneficiaries	100	215	405	114
P2 Planet - Protect Environment		Water Conservation	Water harvesting structures Storage capacity created	No. of beneficiaries KL water	100	246	354	138
		Greening	Plantation	No. of plants	100	214	315	109

### HR

JK Tyre Sustainability Model Pillar	UN SDG	Sustainability Element	Sustainability Drivers	UOM	Base Index 2020-21	Index 2021-22	Index 2022-23	Index 2023-24
P1 People - Safety & Well-being		Employee Well-being	Health & well-being during pandemic	% Employees Vaccinated	100	101	101	101
		Employee Engagement	Progressive employee engagement score	EES Score	100	112	112	136
		Learning & Education for All	Man-days per person - MCS Man-days per person - Non-MCS	Training Man-days	100	108	99	115
P4 Process - Resource Conservation		Talent Acquisition	Young Talent Onboarded	Hiring - GET's & MT's (Nos)	100	247	235	29
		Excellence in People Processes	People involvement in Innovative Projects	% Employee involved	100	150	170	200
P5 - Profit		Performance & Productivity	Productivity/Sales Improvement	Value in Cr.	100	110	105	116
		Employee Retention	Employee Retention	% Employee Attrition	100	98	66	289



# ESG Databook


## Purchase & Procurement

JK Tyre Sustainability Model Pillar	UN SDG	Sustainability Element	Sustainability Drivers	UOM	Base Index 2020-21	Index 2021-22	Index 2022-23	Index 2023-24
<b>P1 People - Safety &amp; Well-being</b>		Safe Work & Educating the Needy	No. of Incidence(s) of Procurement without MSDS	No.	100	100	100	100
			Knowledge-sharing events for Suppliers	No.	100	400	650	950
<b>P2 Planet - Protect Environment</b>		Reduction in Material Consumption	Usage of Multi-modal transportation - CIL	%	100	179	200	379
			Switch from Sea Port to Inland Ports	%	100	200	200	400
			No. of Incidence(s) of Production Stoppage due to unavailability of incoming Raw Material	No.	100	100	100	100
<b>P3 Product</b>		Production Continuity	De-Risk Index: Dependence on Single-Source-Single-Site Items	%	100	167	167	199
			No. of Incidence(s) of Procurement from non-approved source(s)	No.	100	100	100	100
<b>P4 Process</b>		Enhanced Productivity	Digitalisation	%	100	100	100	200
<b>P5 Prosperity</b>		Collaborations & Initiatives	Alternate & New Source Development for Cost Savings	% of Spend	100	41	80	50




## R&D

JK Tyre Sustainability Model Pillar	UN SDG	Sustainability Element	Sustainability Drivers	UOM	Base Index 2020-21	Index 2021-22	Index 2022-23	Index 2023-24
<b>P2 Planet - Protect Environment</b>		Sustainable Product	Use of Renewable materials	%	100	98	115	133
			Use of Fossil-based materials	%	100	101	101	108
<b>P3 Product</b>		Recycling	Use of Recycled materials	(% of rubber)	100	95	158	152
<b>P4 Process</b>		Enhanced Productivity	No. of Patents	Nos.	100	100	300	200

## Technology

JK Tyre Sustainability Model Pillar	UN SDG	Sustainability Element	Sustainability Drivers	UOM	Base Index 2020-21	Index 2021-22	Index 2022-23	Index 2023-24
P2- Planet --Protect Environment		Weight Reduction	PLT	%	100	100	107	107
			TBR	%	200	199	200	198
		Rolling Resistance	PLT		100	108	117	124
			TBR		100	100	118	119
		Early Failure reduction	TBR	PPM	100	70	54	35
			PCR	PPM	100	100	114	114
P3- Product		Sustainable Product	EV Product Sales % TBR against total TBR OE Sales	%	100	149	149	258


## Manufacturing

JK Tyre Sustainability Model Pillar	UN SDG	Sustainability Element	Sustainability Drivers	UOM	Base Index 2020-21	Index 2021-22	Index 2022-23	Index 2023-24
P1 People - Safety & Well-being		Safe Work Environment	Reportable Incident	Reportable Incident (Nos) cumulative	100	125	125	167
			Process Waste (Bias)	% by Val	100	93	49	103
		Waste Generation	Process Waste (Radial)	% by Val	100	84	73	95
			Solid Waste (Non-hazardous)	% to Total FP (MT)	100	90	105	89
P2 Planet - Protect Environment		Water Conservation	Solid Waste (Hazardous)	% to Total FP (MT)	100	109	80	86
			Raw Water Consumption	Ltr/kg	100	106	118	124
		Energy Consumption	Recycled Water Volume	% of Total	100	107	76	140
			Total Energy Consumption	GJ/Ton	100	102	106	110
		Environment	GHG Emission	eCO <sub>2</sub> /Ton	100	107	117	122
			Renewable Power Usage	% of Total Power	100	97	105	101
			Biomass Usage	% of total Fuel	100	206	234	200
			Decent Work & Motivation	People Productivity	MDPT	100	98	100
P4 Process - Resource Conservation								



## ESG Databook

### Sales & Marketing

JK Tyre Sustainability Model Pillar	UN SDG	Sustainability Element	Sustainability Drivers	UOM	Base Index 2020-21	Index 2021-22	Index 2022-23	Index 2023-24
<b>P2 Planet - Protect Environment</b>		Environment	Number of EV vehicles used for delivery	%age of total vehicles	100	100		100
<b>P1 People - Safety &amp; Well-being</b>		Performance & Productivity	Field/Regional Team Productivity	Repl Sales per person per year (₹) (in Cr)	100	115		135
		Safe Work Environment	Safety Incidents in Field	Nos.	100	100		100
<b>P4 Process - Resource Conservation</b>		Enhanced Productivity	Digitisation of Process through JK Connect	%age of Digital payment	100	97		97
			TBR Tyres Retreaded per year	% TBR retreaded against TBR domestic sales	100	263		263
<b>P2 Planet - Protect Environment</b>		Environment	Ratio of Branding Marketing Expenses to Sales	%age	100	137		135
<b>P4 Process - Resource Conservation</b>		Sustainable Process	Digital Claim Process	% Digital (Non-truck)	100	162		166
<b>P1 People - Safety &amp; Well-being</b>		Learning & Education for All	Business & Product Training and Capability Building Training for JK Personnel	Nos. of participants covered	100	186		133
<b>P1 People - Safety &amp; Well-being</b>		Safe Work Environment	Nos. of safety incidents (Manhandling by dealer/customer, accidents, occupational hazard)	Nos. of incidents per year	100	133		40

# Note on Assurance

The Integrated Annual Report for JKTIL, for period 1<sup>st</sup> April, 2023 to 31<sup>st</sup> March 2024 has been externally assured on non-financial ESG parameters, covered under organisation's material topics, by BSI Group India Pvt. Ltd. In-line with GRI universal standards 2021, 'with reference' reporting criteria, following AA1000AS, V3 assurance standard and on Type-2 moderate level assurance depth.

The Integrated Annual Report for JKTIL, for period 1<sup>st</sup> April 2023 to 31<sup>st</sup> March, 2024 has been externally assured on non-financial ESG parameters, by BSI Group India Pvt. Ltd in-line with SEBI-BRSR core criteria, following ISAE 3000 assurance standard on reasonable level assurance depth.

The Carbon footprint report for JKTIL, for period 1<sup>st</sup> April, 2023 to 31<sup>st</sup> March, 2024 has been externally assured by BSI Group India Pvt.Ltd. in-line with ISO 14064-1: 2018 criteria at limited level assurance depth, in-line with ISO 14064-3: 2019 assurance standard.

The Original Certificates can be viewed on [jktyre.com](https://jktyre.com) as mentioned below

<https://jktyre.com/assurancecertificate.aspx>







# Industry Memberships and Associations

JK Tyre's third Integrated Annual Report showcases its commitment to transparent stakeholder communication, highlighting financial and non-financial performance, value creation, strategy, and risk management. As a leading tyre manufacturer, the Company upholds high business standards and aims to provide all stakeholders with a comprehensive view of the Company.

Dr. Raghupati Singhanian, Chairman and Managing Director of JK Tyre & Industries is associated with various leading Apex chambers and government bodies and Academic Institutions of repute of India as listed below:

- Confederation of Indian Industry (CII) as Member of National Council for over 15 years
- PHD Chamber of Commerce & Industry, Senior Member of Managing Committee and past President for over 30 years
- Asia-New Zealand Foundation (Asia-NZ Foundation), New Zealand, as Honorary Advisor, representing India for over 20 years
- Chairman of Automotive Tyre Manufacturers Association – three times
- Member of Board of Governors, Xavier Institute of Management (XIM), Bhubaneswar
- Member of Board of Governors, Indian Institute of Technology (IIT) Chennai
- Member, Rubber Board Kottayam
- President of Indian Rubber Manufacturers Research Association (IRMRA) – A Ministry of Commerce & Industry, Govt. of India Body
- Member of Asia Business Council
- Member of YPO
- Member of Expert Committee on Natural Rubber Policy
- Chairman of Auto Tyres & Tubes Panel, Chemical & Allied Products Export Promotion Council (CAPEXIL), Government of India
- Young President Organization (YPO)
- Chairman, Indian Wire Rope Manufacturers Association (IWRMA) (early 1970s)

- Indo-American Chamber of Commerce (IACC) – Past President of North India Council, and Member – Executive Council
- Deputy President, Associated Chamber of Commerce and Industry (ASSOCHAM)

He has also headed various Apex bilateral bodies of the Indian and international business community in the 1990s as Chairman.

These bodies are:

- India-Argentina Joint Business Council
- India-Brazil Joint Business Council
- India-Cuba Joint Business Council
- India-Columbia Joint Business Council
- India-South Africa Joint Business Council

He has also led several delegations to number of countries, including those of 'PHD Chamber of Commerce and Industry' and 'Indo American Chamber of Commerce' to various European countries.

JK Tyre & Industries Ltd. is a member of

1. CII
2. ATMA
3. PHDCCI
4. Centre for Tire Research (CenTiRe), USA
5. Indian Rubber Manufacturers Research Association (IRMRA)

## GRI 2021 Content Index

# Aligning with Global Standards

In an evolving landscape, opportunities and risks abound, JK Tyre identifies and mitigates potential risks, enabling the Company to proactively address any unforeseen adverse events and improve its business.

### GRI 1: Foundation

<b>Statement of use</b>	JK Tyre & Industries Ltd. has reported the information cited in this GRI content index for the period 01.04.2023 to 31.03.2024 with reference to the GRI Standards.		
<b>GRI 1 used</b>	GRI 1: Foundation 2021		
GRI Standard	Disclosure	Location	
		Section	Page No.
<b>GRI 2: General Disclosures 2021</b>			
<b>The organisation and its reporting practices</b>	2-1 Organisational details	We are JK Tyre, BRSR	15,145-148
	2-2 Entities included in the organisation's sustainability reporting	About the Report, BRSR	2-3, 147-148
	2-3 Reporting period, frequency and contact point	About the Report	2-3
	2-5 External assurance	About the Report, Note on Assurance	3, 97
<b>Activities and workers</b>	2-6 Activities, value chain and other business relationships	About the Report, Creating Shared Value	3, 22-23, 145-149
	2-7 Employees	Human Capital, BRSR	64, 146-147
	2-8 Workers who are not employees	Human Capital, BRSR	64, 146-147
<b>Governance</b>	2-9 Governance structure and composition	JK Tyre's Philosophy, CGR	7, 131- 136
	2-10 Nomination and selection of the highest governance body	CGR	134-136
	2-11 Chair of the highest governance body	CGR	131-133
	2-14 Role of the highest governance body in sustainability reporting	About the Report	3, 145
	2-15 Conflicts of interest	BRSR	153
	2-16 Communication of critical concerns	CGR	134-135
	2-18 Evaluation of the performance of the highest governance body	CGR	133
	2-19 Remuneration policies	CGR	135-137
	2-20 Process to determine remuneration	CGR	137-138
	2-21 Annual total compensation ratio	BRSR	165
	<b>Strategy, policies and practices</b>	2-22 Statement on sustainable development strategy	From the Chairman's Desk
2-23 Policy commitments		BRSR	166-167, 176
2-24 Embedding policy commitments		CGR	137-139
2-25 Processes to remediate negative impacts		BRSR	148
2-26 Mechanisms for seeking advice and raising concerns		BRSR	148
2-27 Compliance with laws and regulations		BRSR	152
2-28 Membership associations		Annexures, BRSR	98, 176



GRI Standard	Disclosure	Location	
		Section	Page No.
<b>Stakeholder engagement</b>	2-29 Approach to stakeholder engagement	Stakeholder Engagement, BRSR	38, 163
	2-30 Collective bargaining agreements	BRSR	157
<b>GRI 3: Material Topics 2021</b>	3-1 Process to determine material topics	Materiality	40
	3-2 List of material topics	Materiality	41
	3-3 Management of material topics	Creating Shared Value, Materiality	22-23, 41
<b>Economic</b>			
<b>GRI 201: Economic Performance 2016</b>	3-3 Management of material topics	Social and Relationship Capital	48-51
	201-1 Direct economic value generated and distributed	Financial Capital	50-51
	201-2 Financial implications and other risks and opportunities due to climate change	Creating Shared Value	22-23
<b>GRI 203: Indirect Economic Impacts 2016</b>	3-3 Management of material topics	Social and Relationship Capital	70
	203-1 Infrastructure investments and services supported	Social and Relationship Capital	72-81
	203-2 Significant indirect economic impacts	Social and Relationship Capital	75-81
<b>GRI 204: Procurement Practices 2016</b>	3-3 Management of material topics	Natural Capital	88
	Disclosure 204-1 Proportion of spending on local suppliers	Natural Capital, Social and Relationship Capital	74, 88
<b>GRI 205: Anti-corruption 2016</b>	3-3 Management of material topics	Governance at JK Tyre	152-153
	205-3 Confirmed incidents of corruption and actions taken	BRSR	152-153
<b>GRI 207: Tax 2019</b>	3-3 Management of material topics	Financial Capital	51
	207-1 Approach to tax	Financial Capital	51
<b>Environmental</b>			
<b>GRI 301: Materials 2016</b>	3-3 Management of material topics	Natural Capital	87, 88
	301-1 Materials used by weight or volume	Natural Capital, BRSR	88, 177
	301-2 Recycled input materials used	Natural Capital, BRSR	88, 155
<b>GRI 302: Energy 2016</b>	3-3 Management of material topics	Natural Capital	87
	302-1 Energy consumption within the organization	Natural Capital, BRSR	83, 168
	302-3 Energy intensity	Natural Capital, BRSR	83, 168
	302-4 Reduction of energy consumption	Creating Sustained Value, Natural Capital, BRSR	36, 83, 168
	302-5 Reductions in energy requirements of products and services	Natural Capital, BRSR	83, 168
<b>GRI 303: Water and Effluents 2018</b>	3-3 Management of material topics	Natural Capital	90
	303-2 Management of water discharge-related impacts	Natural Capital, BRSR	90, 169
	303-3 Water withdrawal	BRSR	169
	303-4 Water discharge	BRSR	169
	303-5 Water consumption	Natural Capital, BRSR	90, 169

## GRI 2021 Content Index

GRI Standard	Disclosure	Location	
		Section	Page No.
<b>GRI 304: Biodiversity 2016</b>	3-3 Management of material topics	Natural Capital	90
	304-1 Operational sites owned, leased, managed in, or adjacent to, protected areas and areas of high biodiversity value outside protected areas	Natural Capital	90
<b>GRI 305: Emissions 2016</b>	3-3 Management of material topics	Natural Capital	85-86
	305-1 Direct (Scope 1) GHG emissions	Natural Capital, BRSR	85-86, 171
	305-2 Energy indirect (Scope 2) GHG emissions	Natural Capital, BRSR	85-86, 171
	305-3 Other indirect (Scope 3) GHG emissions	Natural Capital, BRSR	84-85, 175
	305-4 GHG emissions intensity	Natural Capital, BRSR	84-85, 171, 175
	305-5 Reduction of GHG emissions	Natural Capital, BRSR	85-86, 171, 175
	305-7 Nitrogen oxides (NOx), sulfur oxides (SOx), and other significant air emissions	BRSR	170
<b>GRI 306: Waste 2020</b>	3-3 Management of material topics	Natural Capital	89
	306-3 Waste generated	Natural Capital	89, 172
	306-4 Waste diverted from disposal	BRSR	172
	306-5 Waste directed to disposal	BRSR	172
<b>People</b>			
<b>GRI 401: Employment 2016</b>	3-3 Management of material topics	Human Capital	62-65
	401-1 New employee hires and employee turnover	Human Capital	64
<b>GRI 403: Occupational Health and Safety 2018</b>	3-3 Management of material topics	Human Capital	68
	403-1 Occupational health and safety management system	Human Capital, BRSR	68, 158-160
	403-2 Hazard identification, risk assessment, and incident investigation	Human Capital, BRSR	68, 158-160
	403-4 Worker participation, consultation, and communication on occupational health and safety	Human Capital, BRSR	68, 158-160
	403-5 Worker training on occupational health and safety	Human Capital, BRSR	68, 158
	403-6 Promotion of worker health	Human Capital, BRSR	68, 158-160
	403-7 Prevention and mitigation of occupational health and safety impacts directly linked by business relationships	Human Capital, BRSR	68, 160
	403-9 Work-related injuries	Human Capital, BRSR	68, 160
<b>GRI 404: Training and Education 2016</b>	3-3 Management of material topics	Human Capital	67
	404-1 Average hours of training per year per employee	Creating Sustained Value	36
	404-2 Programmes for upgrading employee skills and transition assistance programmes	BRSR	158
<b>GRI 405: Diversity and Equal Opportunity 2016</b>	3-3 Management of material topics	Human Capital	64
	405-1 Diversity of governance bodies and employees	Human Capital	64



GRI Standard	Disclosure	Location	
		Section	Page No.
<b>GRI 406: Non-discrimination 2016</b>	3-3 Management of material topics	BRSR	166
	406-1 Incidents of discrimination and corrective actions taken	BRSR	166
<b>GRI 409: Forced or Compulsory Labor 2016</b>	3-3 Management of material topics	BRSR	166
	409-1 Operations and suppliers at significant risk for incidents of forced or compulsory labor	BRSR	166
<b>GRI 411: Rights of Indigenous Peoples 2016</b>	3-3 Management of material topics	BRSR	166
	411-1 Incidents of violations involving rights of indigenous peoples	BRSR	166
<b>GRI 413: Local Communities 2016</b>	3-3 Management of material topics	Social and Relationship Capital	70
	413-1 Operations with local community engagement, impact assessments, and development programmes	Social and Relationship Capital	70-80
<b>GRI 414: Supplier Social Assessment 2016</b>	3-3 Management of material topics	Product Portfolio	28
	416-1 Assessment of the health and safety impacts of product and service categories	Product Portfolio	28-30
<b>GRI 417: Marketing and Labeling 2016</b>	3-3 Management of material topics	Social and Relationship Capital	72
	417-1 Requirements for product and service information and labeling	Social and Relationship Capital	72
	417-2 Incidents of non-compliance concerning product and service information and labeling	Social and Relationship Capital, BRSR	72, 179
	417-3 Incidents of non-compliance concerning marketing communications	Social and Relationship Capital, BRSR	72, 179

## Board's Report

### To the Members

Your Directors are pleased to present the Annual Report of your Company, along with Audited Financial Statements for the financial year ended 31<sup>st</sup> March 2024.

### Financial Performance

₹ in Crores (10 Million)

Particulars	Year Ended		Year Ended	
	31 <sup>st</sup> March 2024	31 <sup>st</sup> March 2023	31 <sup>st</sup> March 2024	31 <sup>st</sup> March 2023
	Standalone		Consolidated	
Sales	10,211	9,538	14,870	14,520
Other Operating Income	102	80	132	125
<b>Revenue from Operations</b>	<b>10,313</b>	<b>9,618</b>	<b>15,002</b>	<b>14,645</b>
<b>Operating Profit (EBITDA excluding Other Income)</b>	<b>1,361</b>	<b>775</b>	<b>2,078</b>	<b>1,297</b>
Other Income	36	32	44	37
Less: Finance Cost	242	258	447	454
Less: Depreciation and Amortisation Expense	252	243	437	407
<b>Profit before Share of Profit/(Loss) in Associates, Exceptional Items &amp; Tax</b>	<b>903</b>	<b>306</b>	<b>1,238</b>	<b>473</b>
Add/(less): Exceptional Items	(21)	(36)	(27)	(62)
<b>Profit before Tax</b>	<b>882</b>	<b>270</b>	<b>1,211</b>	<b>411</b>
Less: Provision for Tax	291	86	400	146
<b>Profit after Tax</b>	<b>591</b>	<b>184</b>	<b>811</b>	<b>265</b>
Add/(less): Share of Profit/(Loss) of Associates	-	-	(5)	(2)
<b>Profit for the year</b>	<b>591</b>	<b>184</b>	<b>806</b>	<b>263</b>

It was yet another successful year on the journey of excellence and acceleration. JK Tyre recorded its highest ever turnover with the bottom line growing multi fold. Focus on operating efficiencies across functions coupled with the ongoing thrust on product premiumisation, enrichment of product mix, debt reduction and deft financial management were major enablers. The profit after tax nearly tripled during the year.

### Operations

The Indian economy displayed resilience and continued to be one of the fastest growing in the world aided by prudent economic management and growing domestic consumption.

The overall global economic growth continued to be slow. There was wide divergence in regions, some with slow growth while some displaying recessionary trends. High Debt Service costs and obligations are affecting many developing countries. While Policy interventions curbed inflation to an extent, climate shocks and geopolitical turbulence could result in inflationary spikes. Transition to green energy, acquired greater importance than ever before.

While the domestic market was stable, the Indian Tyre Industry too faced challenges in the international markets. JK Tyre's strong focus on marketing, brand building and consumer engagement efforts coupled with introduction of wide range of products to cater to emerging customer needs, enabled it to remain a brand of choice. JK Tyre grew faster than the industry while living up to its Vision - "Be a Green and Trusted Mobility Partner".

During the year, many products including those for EVs were introduced in the Truck/Bus Radial and Bias, as well as the Passenger and Light Truck Radial, as also Two wheeler categories. The OHT range was enlarged to address specific customer needs in mining and industrial applications as also to cater to OEM requirements where many new approvals were accorded to your Company. The brand shop network of Steel Wheels for passenger range, Truck Wheels for Truck & Bus and JK Treads, the Retread franchise was also expanded significantly. The fleet management and mobility programme further extended its footprint with many large fleets availing of its products and services.



As mandated by the Ministry of Environment, Forest and Climate Change, Regulations for Extended Producer Responsibility (EPR) have been notified for waste tyres. Accordingly, the liability for EPR has been provided for in financial statements.

## Key Highlights - Financial Year 2023-24

During the year, the Company continued on its accelerated growth journey. Some of the salient achievements are highlighted below:

1. Highest ever consolidated turnover ₹ 15,046 crores.
2. Successful Qualified Institutional Placement of ₹ 500 crores which received an overwhelming response and oversubscribed many times over.
3. For the second year running, JK Tyre has been accorded best in class ESG Rating - category of tyre by CareEdge.
4. Hari Shankar Elastomer and Tyre Research Institute located at RPFCE, Global Tech Centre has been certified as world's first Proficiency Testing Provider of Tyres Rolling Resistance Measurement by NABL.
5. JK Tornel has the highest share in PCR Tyres in the Mexican Replacement market and is the leader in online sales in Mexico.
6. All plants operated at capacity utilisation of ~90%.
7. The Phase 1 expansion of the Banmore Tyre Plant was completed and inaugurated in a befitting manner in June 2023.
8. JK Tyre is a Green Tyre Co with declining carbon footprint - The share of power through renewable sources reached a level of 55% and approximately 37% of our total fuel consumption was biomass.
9. JK Tyre is among the top three companies globally with the lowest energy consumption and the lowest water consumption in the tyre industry in the world.
10. The thrust on CSR was sustained with focus on health & sanitation, skill development, livelihood, environment, water conservation, education including infrastructure development. The '**JK Tyre Shiksha Sarthi Scholarship Scheme**' was launched exclusively for the daughters of heavy motor vehicle drivers.
11. Prestigious motorsport programmes were conducted. 'The Festival of Speed' which was held in Srinagar, Kashmir was lauded by the Hon'ble Prime Minister & Home Minister in the Social Media.
12. High focus on product premiumisation.
13. Aggressive Brand building.
14. Dr. Raghupati Singhania, CMD was presented with the "Best Tyre Manufacturer Award" at Indo American Chamber of Commerce - NIC 7<sup>th</sup> Business Leadership Awards.

## PCR Expansion

In order to meet the robust demand for Passenger Car Radials and further strengthen its market presence, the Company has undertaken an Expansion at an estimated cost of ₹ 1,000 crores. This will also help in improving profitability in the years ahead.

## Subsidiaries

### JK Tornel

JK Tornel, Mexico displayed resilience, sustaining EBITDA margins. This was achieved in the face of subdued business sentiments and economic challenges in North America and Latin America. The significant appreciation of Mexican Pesos vs. USD by nearly 17% y-o-y marginally affected the topline. JK Tornel maintained its leadership position in Mexican PCR replacement market despite high competitive intensity. Profitability could be maintained on account of focus on new product introductions and various cost reduction measures.

### Cavendish Industries Ltd.

During the year under review, Cavendish Industries Ltd. recorded a quantum jump in profitability, which was driven by improved efficiencies, higher capacity utilisation in Truck Radial Tyres and focus on cost reductions. Besides new product introductions for domestic as well as export markets, a large number of Tech Enabled initiatives including Digitalisation for end-to-end traceability were undertaken in the manufacturing processes. The ongoing TBR capacity expansion project is progressing well.

## Technological Excellence

Product premiumisation, sustainable products with low rolling resistance were the areas of focus during the year. This involved strategic integration of cutting-edge innovations in tyre design, compound & materials while maintaining a thrust on enhancing performance, durability, and sustainability. Rigorous testing and a customer-centric approach, ensured that each new product met industry standards and needs of diverse customer segments both for domestic and international markets across categories.

The recently introduced XF – Extra Fuel Efficient series and XL-Extra Mileage series in the Truck tyre range along with Jetway JUM-XM tyre - the fuel efficient tubeless tyres, continue to

## Board's Report (Condt.)

enjoy high consumer preference in the market. The LTR range of products sustained their market leadership on the back of exceptional performance.

Likewise, in the passenger line category Ultra high-performance product "Levitas ultra" along with the Smart Tyres, Puncture Guard tyres and the popular, Ranger series, continue to gain high consumer confidence.

Your Company has been granted a patent for an invention "Fin technology" used in 295/95D20 JET R XLM (Rib) pattern.

In the OHT category ultra large tyre 31/90-49 VEM 045 E4 was developed. In addition, tyres for niche applications like underground mining, agricultural application were introduced.

The XF-extra fuel efficient series of Truck radials continues to reaffirm our commitment to Sustainability and reduction in emissions.

### R&D

Since the inception, JK Tyre has made sizeable investments in Research and Development enabling it to continually innovate and also contributing towards advanced technology development. The team of Engineers and Scientists at the "Raghupati Singhania Centre of Excellence", the Global Tech Centre at Mysore are making very endeavour to develop newer sustainable products with focus on continuous weight reduction, performance improvement (durability, safety and fuel economy), including decoupling growth with resource consumption and environmental impact. The development of the "UX Green" a passenger car radial tyre with 80% sustainable material using recycled, renewable and bio-based material is the result of extensive R&D efforts. There is a close collaboration with stakeholders like material & equipment suppliers as well as the demanding OEM customers. R&D team is also collaborating with several national & international universities/institutes and consortiums to keep abreast with the latest technological development taking place across the globe.

Our Technology team is actively working towards achieving compliance with the upcoming legislations & regulations pertaining to environmental and safety aspects, such as Euro 7 emission, wet grip on worn out tyres, EPR (Extended Producer Responsibility), REACH compliances including toxic chemicals like 6PPD replacement, etc. Our R&D team's research activities contributed significantly to the research community in the form of several research publications in international journals (20 nos.) and Patents (4 nos.) during the year.

### Sustainability

At JK Tyre, our vision is to be a global sustainable tyre manufacturing Company, aiming to achieve carbon neutrality by 2050. Our strategic plan guides us towards this ambitious target, focusing on sustainable manufacturing practices to minimise waste, conserve resources, and strengthen our supply chain efficiency. We firmly believe that superior manufacturing goes hand in hand with sustainable business.

Aligned with our sustainability commitment, we embrace the 6R framework (Rethinking, Reusing, Redesigning, Repairing, Reducing, and Recycling) as our guiding principle towards a circular economy. Our low-carbon strategy reflects our unwavering pursuit of sustainability and forms the foundation of our growth trajectory. We continuously explore innovative approaches and alternative fuels to reduce energy intensity and greenhouse gas emissions.

Central to our sustainability efforts are initiatives to achieve zero waste to landfill, zero effluent discharge, and reduced water usage, aligning with the United Nations' Sustainable Development Goals. Additionally, we leverage biomass utilisation and nitrogen tyre curing to further enhance our environmental footprint.

In FY 2023-24, approximately 37% of our total fuel consumption was from biomass. We actively seek renewable or recyclable raw materials across our product lines, such as 'JK Treads' re-treading business, which promotes recycling, repair, and re-treading principles.

Our 'UX Green' Tyre, composed of 80% sustainable, recycled, and renewable materials, demonstrates our dedication to innovation and sustainability. Through life cycle assessments (LCAs) and the development of advanced tyre products, we aim to extend product lifespan and minimise tyre disposal.

JK Tyre is globally recognised among the top three corporations with the lowest energy consumption. In FY 2023-24, 58% of our power needs were met by renewable sources, and our advanced wastewater treatment systems ensure responsible water management across all manufacturing facilities.

Our commitment to sustainability extends beyond operational excellence to encompass corporate responsibility, with eight goals focusing on reducing water consumption, increasing renewable energy reliance, conserving resources, minimizing waste, lowering greenhouse gas emissions, and promoting rainwater harvesting.

With a clear vision and a robust strategic framework, we are on track to achieve carbon neutrality by 2050, while also reducing our carbon emissions intensity by 50% by 2030. As validated by





the Science Based Targets project (SBTi), our commitment to measurable sustainability goals remains steadfast as we strive to build a sustainable future for generations to come.

## Raw Material

Compared to the earlier volatility the year 2023-24 was much more stable as there was a partial correction in the earlier higher prices. Every effort has been made to diversify supply sources. The domestic availability of natural rubber is highly inadequate. Along with the industry it is our endeavour to increase sources within the country by supporting natural rubber cultivation in select North Eastern States. This is not only helping the nation by import substitution but is also providing livelihood to the farmers of the area.

Towards the end of FY24, because of various geopolitical reasons, a hardening of raw material prices was seen. This trend is likely to continue in the initial part of FY25 as well.

In order to minimise the impact of rising raw material costs and supply chain disruptions, various measures have been implemented including cost and realignment of logistics.

## Total Quality Management Systems

JK Tyre continues to be a System driven organisation practicing Total Quality Management across all the Functions. The Company has completed consolidation phase of its TQM journey, which has translated into sustainable growth of the organisation on all the key business aspects covering Safety, Quality, Cost and Delivery. Our endeavour is to ensure superior levels of satisfaction for all our stakeholders by providing best in class products and services.

## Digital & IT

In the dynamic landscape of this digital age, JK Tyre's Digital & IT Solutions (DITS) function stands as a testament to innovation and strategic foresight. Strong capabilities have been built in the fields of cybersecurity, application development, data analytics, and cloud computing, marking a significant leap in its evolution. Embracing its role as a strategic catalyst, DITS is at the forefront of spearheading JK Tyre's digital transformation. Launch of the Sales Force Application (Sales Smart) underscores our zeal for leveraging advanced technologies, such as AI and ML. In today's digital-centric business environment, JK Tyre places paramount importance on cybersecurity. Recognizing the critical nature of safeguarding digital assets, the Company has instituted a comprehensive cybersecurity framework.

## Awards

JK Tyre is proud to be recognised with numerous accolades such as:

- "ESG Champion" by Dun & Bradstreet
- The "CII Water Management Excellence Award-2023"
- The "Greentech Environment Award 2023" in the category of "Environment Excellence"
- The "Green Manufacturing (Large Scale) Award" from Manufacturing Today
- The "National Energy Award for Excellence in Energy Management 2023" by CII
- The Award for "Most Sustainable & Innovative Manufacturing Practices" by the World Manufacturing Congress
- Prestigious Brands of India -2023 by BARC Asia
- Best Brand Award by ET EDGE
- Excellence in Rural Marketing for Digital Marketing at the 12<sup>th</sup> ACEF Asian Leaders Award
- Silver Award Winner of 8<sup>th</sup> CII National Competition on Digitalisation, Robotics & Automation (DRA) Industry 4.0
- Silver Award Winner of 15<sup>th</sup> Exceed OHS & Security Award 2023 by Sustainable Development Foundation

## Qualified Institutions Placement and Preferential Issue

During the year, JK Tyre successfully raised ₹ 500 crores by way of fresh equity issue through Qualified Institutions Placement (QIP). The proceeds of the QIP issue will be utilised for financing expansion of capacities and meeting working capital requirements in addition to general corporate purposes, as per details disclosed in the Placement Document issued for the Issue.

Pursuant to the QIP Issue, the issued, subscribed and paid-up equity share capital of the Company increased from ₹ 49,24,61,760/- comprising of 24,62,30,880 Equity Shares to ₹ 52,14,47,258/- comprising of 26,07,23,629 Equity Shares. Owing to increase in the capital as aforesaid, your Company ceased to be a subsidiary of Bengal & Assam Company Ltd.(BACL) effective 23<sup>rd</sup> December 2023.

In the financial year 2022-23, the Company raised ₹ 240 crores, by issue of Compulsorily Convertible Debentures (CCDs) by way of preferential issue on private placement basis. The proceeds of the

issue are to be utilised for financing expansion of capacities, as per objects of the Issue.

There are no deviation(s) or variation(s) in the use of proceeds of the both the aforesaid Issues from the specified objects of the Issues.

## Dividend

Your Directors had earlier declared payment of ₹ 1/- per equity share (i.e. 50%) as Interim Dividend. The Interim Dividend was paid on 27<sup>th</sup> February 2024. In addition to the payment of the Interim Dividend as aforesaid, your Directors are now pleased to further recommend a final dividend of ₹ 3.50 per equity share of ₹ 2/- each (i.e. 175%) on the equity share capital of ₹ 52.14 crores for the financial year ended 31<sup>st</sup> March 2024. The final dividend is subject to approval of the members at the ensuing Annual General Meeting and also subject to deduction of tax at source, as may be applicable. The total dividend for the financial year ended 31<sup>st</sup> March 2024 aggregates to ₹ 4.50 per equity share (i.e. 225%) which includes an Interim Dividend, as aforesaid. Accordingly, the total dividend outgo for the financial year will be ₹ 117.32 crores.

The dividend pay-out is in accordance with the Dividend Distribution Policy of the Company.

## Appropriations

The amount available for appropriation including surplus from the previous year, net of interim dividend paid during the year, stood at ₹ 1,761.50 crores and the same has been carried forward to Balance Sheet.

## Annual Return

The Annual Return referred to in Section 134(3)(a) of the Companies Act, 2013 is available on the website of the Company: <https://www.jktyre.com/annual-returns.aspx>

## Related Party Transactions

All the related party transactions entered into during the financial year ended 31<sup>st</sup> March 2024 were in the ordinary course of business and on an arm's length basis and were in compliance with the applicable provisions of the Companies Act, 2013 and the Securities and Exchange Board of India (Listing Obligations and Disclosure Requirements) Regulations, 2015 (SEBI Listing Regulations), as applicable.

Further, particulars of contracts or arrangements or transactions with related parties during the financial year ended 31<sup>st</sup> March 2024 that could be considered material in accordance with the policy of the Company on materiality of related party transactions, are

disclosed in the prescribed format FORM AOC-2 which is annexed to this Report as Annexure 'A' and forms a part of it.

The Policy on materiality of Related Party Transactions and on dealing with Related Party Transactions, as amended and approved by the Board, is available on the Company's website.

## Particulars of Loans, Guarantees and Investments

The particulars of loans, guarantees, securities and investments, covered under the provisions of Section 186 of the Companies Act 2013, are furnished in the financial statements.

## Directors and Key Managerial Personnel

Shri Bakul Jain and Dr. Wolfgang Holzbach ceased to be Directors upon completion of their respective second terms as Independent Directors of the Company with effect from 25<sup>th</sup> September 2023. The Board places on record its deep appreciation for the valuable services rendered by Shri Jain and Dr. Holzbach during their respective tenures as Directors.

The Board appointed Dr. Jorg Nohl as an Additional Director of the Company, effective 21<sup>st</sup> November 2023, pursuant to Section 161 of the Companies Act, 2013 (Act), which was subsequently, approved by the members of the Company by means of a special resolution passed at the Extraordinary General Meeting held on 18<sup>th</sup> December 2023. Dr. Jorg Nohl has been appointed as an Independent Director for a term of five consecutive years effective 21<sup>st</sup> November 2023.

The Board also appointed Shri Krishna Kumar Bangur as an Additional Director of the Company, pursuant to Section 161 of the Act, effective 1<sup>st</sup> June 2024. He has been appointed as an Independent Director for a term of five consecutive years with effect from the said date, subject to the approval of members of the Company at the ensuing Annual General Meeting (AGM). Shri KK Bangur will hold office as a Director up to the date of the ensuing AGM or three months from the date of appointment, whichever is earlier. The Company has received a notice in writing from a member proposing his candidature for appointment as a Director at the ensuing AGM.

Smt. Meera Shankar was appointed as an Independent Director of the Company for a term of five consecutive years with effect from 30<sup>th</sup> January 2020. Accordingly, the term of Smt. Meera Shankar as an Independent Director will be determined on 29<sup>th</sup> January 2025. Being eligible, the Board of Directors recommends her re-appointment as an Independent Director at the ensuing AGM for



a second term of five consecutive years effective 30<sup>th</sup> January 2025, in accordance with the relevant provisions of the Act and the SEBI (Listing Obligations and Disclosure Requirements) Regulations, 2015 (SEBI Listing Regulations).

Shri Bharat Hari Singhania retires by rotation and, being eligible, offers himself for re-appointment at the ensuing AGM.

After Shri Bharat Hari Singhania expressed his desire not to seek re-appointment as Managing Director, w.e.f. 1<sup>st</sup> October 2021, Shri Singhania agreed to be available to the Company and its management for providing guidance and mentorship for which he is being paid remuneration as approved by the shareholders by way of a special resolution passed at the Annual General Meeting held on 27<sup>th</sup> August 2021 for a period of three years i.e. up to 30<sup>th</sup> September 2024. Subject to approval of the shareholders, this arrangement with Shri Bharat Hari Singhania, a Non-executive Director, has been renewed for a further period of two years effective 1<sup>st</sup> October 2024, on the existing terms of remuneration.

All the matters of appointment/re-appointments of Directors are subject to the approvals of the members of the Company at the ensuing AGM and are recommended by the Board for approval.

During the year, Shri Kamal Kumar Manik was appointed as Joint Company Secretary and as a Key Managerial Personnel w.e.f. 6<sup>th</sup> February 2024 along with Shri Pawan Kumar Rustagi, Vice President (Legal) & Company Secretary of the Company.

Further, there were no other changes in the Directors/Key Managerial Personnel of the Company during the year.

Declarations have been received from all the Independent Directors of the Company that they meet the criteria of independence prescribed under the Companies Act, 2013 and the SEBI Listing Regulations. All the Independent Directors are registered on the Independent Directors Data Bank.

### Conservation of Energy, etc.

The details, as required under Section 134(3)(m) of the Companies Act, 2013 read with the Companies (Accounts) Rules 2014, are annexed to this Report as Annexure 'B' and forms a part of it.

### Consolidated Financial Statements

The consolidated financial statements of your Company for the financial year ended 31<sup>st</sup> March 2024 have been prepared in accordance with the provisions of the Companies Act, 2013, SEBI Listing Regulations and the Accounting Standards. The audited consolidated financial statements, together with the Auditors' Report, form a part of the Annual Report. A report on each of

the subsidiaries and associates together with highlights of their performances and financial positions including highlights of their contribution to the overall performance of the Company, is presented in a separate section in the Annual Report. Please refer to AOC-1 annexed to the financial statements in the Annual Report and the notes to the consolidated financial statements.

Pursuant to the provisions of Section 136 of the Companies Act, 2013 the financial statements, the consolidated financial statements, along with relevant documents and separate audited accounts in respect of subsidiaries, are available on the website of the Company.

During the financial year under review, no Company has become or ceased to be your Company's subsidiary or associate. The Company does not have any Joint Venture.

### Deposits

Pursuant to the approval of members by means of a special resolution dated 22<sup>nd</sup> September 2015, the Company has been accepting public deposits, in accordance with the provisions of the Companies Act, 2013 and rules thereunder.

The particulars with respect to deposits covered under Chapter V of the said Act, for the financial year ended 31<sup>st</sup> March 2024 are:

- (a) accepted during the year - ₹ 30.33 crores;
- (b) remained unpaid or unclaimed as at the end of the year - ₹ 1.00 crore;
- (c) default in repayment of deposits or payment of interest thereon at the beginning of the year, maximum during the year and at the end of the year - Nil; and
- (d) details of deposits which are not in compliance with the requirements of Chapter V of the said Act - Nil.

### Auditors

#### (a) Statutory Auditors and their Report

In accordance with the provisions of the Companies Act, 2013 and rules thereunder, M/s. S S Kothari Mehta & Co. LLP, Chartered Accountants, were re-appointed Auditors of the Company to hold office from the conclusion of the 67<sup>th</sup> Annual General Meeting (AGM) held on 22<sup>nd</sup> September 2020 until the conclusion of the 72<sup>nd</sup> AGM to be held in the year 2025. The observations of the auditors in their report on accounts and the financial statements read with the relevant notes are self-explanatory. The Auditor's Report does not contain any qualification, reservation, adverse remark or disclaimer.

Further, no fraud has been reported by the Auditors to the Audit Committee or the Board.

### (b) Secretarial Auditor and Secretarial Audit Report

Pursuant to the provisions of Section 204 of the Companies Act, 2013, the Board of Directors appointed Shri Namo Narain Agarwal, Company Secretary in Practice, as Secretarial Auditor to carry out the secretarial audit of the Company for the FY 2023-24. The Report, given by him for the said financial year in the prescribed format, is annexed to this Report as Annexure 'C.1'. The secretarial audit report does not contain any qualification, reservation, adverse remark or disclaimer.

The Company has one material unlisted subsidiary incorporated in India, namely - Cavendish Industries Ltd. (CIL). The Secretarial Audit Report of Shri Namo Narain Agarwal, the Secretarial Auditor, for the FY 2023-24 of CIL in the prescribed format is annexed -Annexure 'C.2'.

### (c) Cost Auditor and Cost Audit Report

The Company is required to maintain the cost records as specified by the Central Government under sub-section (1) of Section 148 of the Companies Act, 2013 and accordingly such accounts and records are made and maintained by the Company. The Cost Audit for the financial year ended 31<sup>st</sup> March 2023 was conducted by M/s. R.J. Goel & Co., Cost Accountants, Delhi, and as required, the Cost Audit Report was duly filed with the Ministry of Corporate Affairs, Government of India. The Audit of the cost accounts of the Company for the financial year ended 31<sup>st</sup> March 2024 is also being conducted by the said firm.

## Particulars of Remuneration

Details as required under the provisions of Section 197(12) of the Companies Act, 2013, read with Rule 5(1) of the Companies (Appointment and Remuneration of Managerial Personnel) Rules, 2014, are placed on the Company's website [www.jktyre.com](http://www.jktyre.com) as an annexure to the Board's Report. A physical copy of the same will be made available to any shareholder on request, as per provisions of Section 136(1) of the said Act.

Details as required under the provisions of Section 197(12) of the Companies Act, 2013, read with Rule 5(2) and 5(3) of the said Rules, which form part of the Board's Report, will be made available to any shareholder on request, as per provisions of Section 136(1) of the said Act.

## Corporate Social Responsibility

As a responsible corporate citizen, the Company has been undertaking and participating in the socially important projects in the fields of health, education, livelihood enhancement, environment conservation, rural development, renewable energy, among others - ever since it commenced operations i.e. even before Corporate Social Responsibility (CSR) was mandated by law.

The Company has also framed a CSR Policy in accordance with the provisions of the Companies Act, 2013 and rules made thereunder.

The CSR Policy of the Company, the Projects approved by the Board, the composition of the Corporate Social Responsibility and Sustainability Committee and other relevant details are disclosed on the website of the Company.

The annual report on the CSR activities undertaken by the Company during the financial year under review, in the prescribed format is annexed to this Report as Annexure 'D'.

## Internal Financial Controls

With a view to have a robust Internal Financial Control system, the Company has put in place budgetary controls, internal reporting policies and procedures. The key financial controls to the extent possible have been documented for respective business processes. These systems, policies, procedures and key financial controls are reviewed from time to time for necessary updation. This ensures accuracy and completeness of the accounting records, safeguarding of the assets and resources of the Company and also helps in prevention and detection of frauds and errors. The policies and procedures are also adequate for orderly and efficient conduct of the business of the Company. The Company also has a robust management information system commensurate with the size and nature of its operations, which not only facilitates speedy business decisions but also helps in sharing reliable information across various levels in the Company. No reportable material weaknesses were observed in the system during the year.

## Significant and Material Orders Passed by the Regulators or Courts or Tribunals

The Competition Commission of India ("CCI") on 2<sup>nd</sup> February 2022 published an Order dated 31<sup>st</sup> August 2018 for alleged contravention of Section 3 of the Competition Act, 2002 against the Company and certain other domestic tyre manufacturing companies and had imposed a penalty of ₹ 309.95 crores on the Company. The Company filed an Appeal before the Hon'ble National Company Law Appellate Tribunal (NCLAT) against the said



CCI Order. Shri Arun K. Bajoria, Director & President - International and one executive (former Sales Marketing Head) of the Company, also filed appeal(s) before the said Tribunal since they had also been imposed a penalty of ₹ 16.45 lakhs and ₹ 4.65 lakhs, respectively by CCI vide its said Order dated 31<sup>st</sup> August 2018.

The NCLAT, through an Order dated 1<sup>st</sup> December 2022, has disposed of the aforementioned appeals, after taking note of the multiple errors in the said CCI Order dated 31<sup>st</sup> August 2018 and remanded the matter back to the CCI, to re-examine the matter on merits and also to consider reviewing the penalty (if violation is established) in accordance with the provisions of the Competition Act. CCI has since filed an appeal against the said NCLAT Order, which has been admitted by Hon'ble Supreme Court and is pending. Based on legal advice, the Company continues to believe that it has a strong case, and accordingly, no provision has been made in the accounts. It is strongly reiterated that there has been no wrongdoing on the part of the Company and that the Company never indulged in or was part of any cartel or undertook any anti-competitive practices.

There were no significant and material orders passed by the regulators or courts or tribunals that could impact the going concern status of the Company and its future operations.

## General

During the year under review – (i) there was no change in the nature of business; and (ii) there was no instance of onetime settlement with any bank or financial institution.

A decree was passed by the Principal Senior Civil Judge, Vijayawada, Andhra Pradesh against the Company, in respect of a case filed by a trade creditor. This was appealed by the Company in Hon'ble High Court, Andhra Pradesh. In the meantime, the trade creditor filed a petition before National Company Law Tribunal, Jaipur, under the Insolvency and Bankruptcy Code, 2016 for initiating insolvency proceedings against the Company. Our appeal was heard by the said Hon'ble High Court and the order has been reserved and direction was issued that the petition in NCLT will not be proceeded with till the order is passed by the said Hon'ble High Court.

There have been no material changes and commitments affecting the financial position of the Company which have occurred between the end of the financial year of the Company and the date of this report.

## Business Responsibility and Sustainability Report

Pursuant to Regulation 34(2)(f) of the SEBI (Listing Obligations and Disclosure Requirements) Regulations, 2015, the Business

Responsibility and Sustainability Report of the Company for the financial year ended 31<sup>st</sup> March 2024 in the prescribed format, giving an overview of the initiatives taken by the Company from an environmental, social and governance perspective is given in a separate section of the Annual Report and forms part of it.

## Corporate Governance - including details pertaining to Board Meetings, Nomination and Remuneration Policy, Performance Evaluation, Risk Management, Audit Committee and Vigil Mechanism, etc.

Your Company reaffirms its commitment to the highest standards of corporate governance practices. Pursuant to the SEBI Listing Regulations, a Management Discussion and Analysis, Corporate Governance Report and Auditor's Certificate regarding compliance of conditions of Corporate Governance are made a part of this Report as Annexures - 'E' & 'F'.

The Corporate Governance Report which forms part of this Report also covers the following:

- (a) Particulars of the four Board Meetings held during the financial year under review.
- (b) Policy on Nomination and Remuneration of Directors, Key Managerial Personnel and Senior Management including, *inter alia*, the criteria for performance evaluation of Directors. The Policy is also available on the website of the Company at [www.jktyre.com](http://www.jktyre.com).
- (c) The manner in which formal annual evaluation of the performance of the Board, its Committees and of individual Directors has been made.
- (d) The details with respect to composition of the Audit Committee and establishment of Vigil Mechanism.
- (e) Details regarding development and implementation of Risk Management Policy including identification therein of elements of risks, etc.
- (f) Dividend Distribution Policy.
- (g) Compliance with provisions under the Sexual Harassment of Women at Workplace (Prevention, Prohibition and Redressal) Act, 2013.
- (h) Details regarding credit ratings.
- (i) The details of utilisation of funds raised through preferential allotment of CCDs and Qualified Institutions Placement.

## Directors' Responsibility Statement

As required under Section 134(3)(c) of the Companies Act, 2013, your Directors state that:

- (a) in the preparation of the annual accounts, the applicable accounting standards have been followed along with proper explanation relating to material departures, if any;
- (b) the accounting policies have been selected and applied consistently and judgements and estimates made are reasonable and prudent so as to give a true and fair view of the state of affairs of the Company at the end of the financial year and of the profit and loss of the Company for that period;
- (c) proper and sufficient care has been taken for the maintenance of adequate accounting records in accordance with the provisions of the said Act for safeguarding the assets of the Company and for preventing and detecting fraud and other irregularities;
- (d) the annual accounts have been prepared on a going concern basis;
- (e) the internal financial controls to be followed by the Company have been laid down and that such internal financial controls are adequate and operating effectively; and

- (f) the proper systems to ensure compliance with the provisions of all applicable laws have been devised and that such systems are adequate and operating effectively.

Your Directors further state that applicable Secretarial Standards issued under Section 118 of the Companies Act, 2013 have been complied with.

## Acknowledgements

Your Directors wish to place on record their appreciation for the continued support and cooperation received from the Central Government, State Governments as also the Government of Mexico. The Directors also thank the banks, shareholders, and all value chain partners for their continued support. We are grateful to our esteemed customers for their trust and patronage.

Your Directors record their appreciation for the dedication and hard work put in by Teams - JK Tyre, CIL & JK Tormel in challenging business conditions, which has enabled the Company to continue to grow stronger.

On behalf of the Board of Directors

21<sup>st</sup> May 2024  
New Delhi

**Dr. Raghupati Singhania**  
Chairman & Managing Director



## Annexure A to the Board's Report

### Form No. AOC-2

**(Pursuant to clause (h) of sub-section (3) of Section 134 of the Companies Act, 2013 and Rule 8(2) of the Companies (Accounts) Rules, 2014)**

**Form for disclosure of particulars of contracts/arrangements entered into by the Company with related parties referred to in sub-section (1) of Section 188 of the Companies Act, 2013 including certain arm's length transactions under third proviso thereto**

1. Details of contracts or arrangements or transactions not at arm's length basis: NIL
2. Details of material contracts or arrangement or transactions at arm's length basis:

Sl. No.	Particulars	Details
(a)	Name(s) of the related party and nature of relationship	: Cavendish Industries Ltd. (CIL) is an unlisted subsidiary of the Company. The Company is promoter of CIL and holds 87.48% equity shares directly and through its wholly-owned subsidiary.
(b)	Nature of contracts/arrangements/transactions	: Purchase of tyres, sale/purchase of raw material as well as other miscellaneous items, availment/rendering of services, etc.
(c)	Duration of the contracts/arrangements/transactions	: FY 2023-24 to FY 2025-26 (continual in nature)
(d)	Salient terms of the contracts or arrangements or transactions including the value, if any	: On arms' length basis and in the ordinary course of business (at market rates): ₹ 1,082.07 crores (FY 2023-24)
(e)	Date(s) of approval by the Board, if any	: Since the above Related Party Transactions (RPTs) are in the ordinary course of business and on arm's length basis, approval of the Board is not applicable. However, it was approved and reviewed by the Audit Committee from time to time. The said material RPTs were also approved by the members of the Company at the Annual General Meeting held on 3 <sup>rd</sup> August 2023, in terms of Regulation 23 of the Securities and Exchange Board of India (Listing Obligations and Disclosure Requirements) Regulations, 2015, as recommended by the Board at its meeting held on 17 <sup>th</sup> May 2023.
(f)	Amount paid as advances, if any	: None

On behalf of the Board of Directors

Place: New Delhi  
Date: 21<sup>st</sup> May 2024

**Dr. Raghupati Singhania**  
Chairman & Managing Director

## Annexure B to the Board's Report

### Conservation of Energy, etc.

#### A. Conservation of Energy

JK Tyre has consistently led the charge in advancing eco-friendly manufacturing practices within the organisation. Renowned not only for its pioneering work in radial technology domestically but also recognised globally as a leader in sustainable manufacturing, JK Tyre stands committed to environmental stewardship for the betterment of future generations. Embracing the ethos of "Reduce, Recycle, Reuse", the Company has exemplified world-class sustainable manufacturing practices.

Central to JK Tyre's mission is the promotion of green and clean energy, aimed at curbing greenhouse gas emissions and reducing reliance on fossil fuels. Through dedicated efforts in energy and resource conservation, the Company has steadily decreased its dependence on traditional energy sources while investing in renewable alternatives, with an annual target of increasing renewable energy usage by 2-5%.

With its unwavering dedication to energy conservation, JK Tyre stands out as an industry leader in energy efficiency. Notably, in the fiscal year 2023-24, the Company achieved a commendable energy benchmark level of 8.28 Giga Joules (GJ)/Ton of production, placing it among the top performers globally. Additionally, as the first Indian Tyre Company to receive Carbon Footprint Verification (CFV) certification according to ISO standards, JK Tyre continues its focus on reducing greenhouse gas emissions, resulting in an impressive 68% reduction compared to the base year, with ongoing efforts to monitor and minimise its carbon footprint for the betterment of society and the environment.

Furthermore, JK Tyre has earned global recognition for its minimal water usage in tyre manufacturing processes. Leveraging its technical expertise, the Company has implemented strategies to significantly reduce raw water consumption at its facilities, achieving a record-low of 1.58 litres per kg in FY 2022-23, marking a significant milestone in the global tyre industry. With a strategic plan in place over the past five years, JK Tyre remains committed to furthering its water conservation efforts, aspiring to become a water-positive entity.

Recognizing the importance of energy conservation in mitigating overall energy consumption, JK Tyre advocates for enhanced energy efficiency as a crucial aspect of energy policy. Embracing innovative approaches such as increased biomass utilisation, optimised boiler capacities,

and the redistribution of thermal energy based on demand patterns, the Company continues to progress towards a more sustainable and energy-efficient future.

#### B. Technology Absorption

##### a) Research & Development

###### Areas of R&D activities

JK Tyre R&D team is working towards advancement of elastomer & tyre technology by deploying advanced & sustainable material and cutting edge digital tools. This approach enabled JK Tyre to be a pioneer in many technological fronts that includes development of puncture guard technology, tyre with highest sustainable content (80%), smart tyre, to name a few. Our R&D team is working relentlessly to keep pace with the latest technological developments with a major focus in the following areas:

- Advanced materials (rubber, filler, engineered rubber composite, reinforcement textile & steel).
- Bio-sourced and bio-attributed materials as a replacement of petro-based materials.
- Special-carbon black master batch for process and product improvement.
- Recycled, regenerated, de-vulcanised and renewable materials.
- Exploiting Nano-material technology (graphene, CNT, etc.).
- Replacement of toxic chemicals by suitable alternatives.
- Development of Smart Elastomer for connected tyres.
- Development of fuel efficient & durable tyre.
- Continuous improvement in Manufacturing/Process Technology to improve overall productivity, quality and performance while reducing the cost, waste and scrap.
- Development of Artificial Intelligence (AI)/Machine Learning (ML) based Predictive Tools.
- Multi scale (nanometre to meter scale) simulation tool development for virtual product development and design cycle time compression.
- Virtual Proving Ground.
- Tyre Modelling for Vehicle Dynamics Simulation.





- Math based toolbox development.
- Non-standard test method development for simulating field condition.

## b) Expenditure on R&D

The expenditure on R&D during the year was ₹ 163.49 crores, which was 1.58% of the turnover.

## c) Technology, Absorption and Innovation

### i) Efforts towards Technology Absorption, Adaption and Innovation

Our innovative and technologically superior product range is able to compete with the global giants in terms of meeting product performance in the domestic as well as international market. Our Technology Centre diligently collaborating with national & international academic institutes/universities/research institute (IIT Madras, IIT Delhi, IIT Kharagpur, Calcutta University, IPF Dresden, Hari Shankar Singhania Elastomer and Tyre Research Institute), consortiums (CenTiRE, USTMA), OEMs, testing agencies and renowned subject matter experts to develop new knowledge and technology. As a result of this collaborations and in-house know how, JK Tyre is able to introduce many high performance products that include tyre for electric vehicle, puncture guard tyre, low noise tyres, smart tyres.

In addition, our in-house R&D team is continuously supporting the "Satellite Product Development Centre" in Mexico to service customers in the Americas both OEMs and aftermarkets.

### ii) Benefits derived as a result of above efforts are:

JK Tyre's Product Technology involves strategic integration of cutting-edge innovations in tyre design, compound & materials. The focus is on enhancing performance, durability and sustainability. Through rigorous testing and a customer-centric approach, JK Tyre ensures that each new product meets industry standards and exceeds customer expectations, maintaining a competitive edge in the evolving tyre industry.

## Commercial Segment

### Truck/Bus Radial

A wide range of 16 new products were developed in the TBR range for all market segments. Many of the products catered to new age EV vehicles and addressing emerging needs of

prestigious OEMs. 8 new products were developed specifically for exports markets including tubeless radials to cater to Europe, US and African markets. Higher presence in this category will further enhance revenue and market presence.

### Bias

In the TBB, LCV and SCV categories 33 new products were commercially released in catering to domestic (both Replacement and OEM) as well as export segments. These products have been designed for enhanced performance with respect to mileage, durability, load carrying capacity, structural rigidity, re-treadability. JK Tyre has been granted a **Patent** for an invention "**Fin technology**" used in 295/95D20 JET R XLM (Rib) pattern.

### Off Highway Tyres

The range of OHT products was significantly augmented by addition of 203 new products to cater to all market segments. New Ultra large size (**31/90-49 VEM 045 E4**) was developed using existing equipment and capacity. New multipurpose premium pattern, low weight products for Loader, Grader & Telehandler Application were also developed. To cater to **Underground Mining (UGM)** a New **Extra Deep Tread** product, especially designed for loader application in tough underground mining condition was developed. Industrial products especially designed for Forklift & Aircraft towing application and Telehandler application for OEMs were new additions.

In the tractor category a new product for Tractor Front Puddling was made available as a combination size for Tractor Rear Puddling Sizes for Domestic Market. New OEM approvals have been received from many key clients.

## Personal Mobility

### Passenger

Over 35 new products were developed for the Domestic market to meet requirements of both replacement and OEM segments. Company's focus on creating best-in-class products enabled stringent technical approval by leading OEMs for their premium cars and SUVs. A key highlight was the single source approval of JK Tyre 215/55 R18 UX Royale on Hyundai's most prestigious 'Creta N Line' model. In addition, many sizes were developed to cater to the international market. The overall thrust on newer products continues.

### 2/3 Wheeler

Presence in this segment was enhanced by release of over 20 Nos. of new high performance products with higher mileage and superior ride and handling for both domestic (OEM & Replacement market) as also for the Exports segment. Innovative products with Coloured Sidewalls were made available. To meet need of adventure enthusiasts for on/off road application the high performance RYDR A/T was released.

To cater to 3W cargo and passenger application, premium products were developed in tube type and tubeless.

OEM business is set to grow with many new OEM approvals including EVs being accorded to JK Tyre.

### Pre-Cured Tread Rubber

5 new products developed and released in PCTR. In addition manufacturing process efficiencies enabled waste reduction and cost savings.

### Process Technology

JK Tyre has always believed in maintaining an edge in Technological leadership. The manufacturing process has been radically modernised, especially for Passenger car radial tyres. The advanced tyre manufacturing through '**Hands-off, Eyes-on**' process has been adopted for high performance products. This has been further supplemented with modern technologies like Butt splicing for casing fabric, Mono bead Technology, advanced Extrusion process, Cure process optimisation etc. Digital technologies have enabled streamlining of complex processes to improve reliability, end-to-end traceability, consistency and productivity. Development and upgradation of process technology has helped to stay updated with evolving product requirements of low rolling resistance, noise/vibration, durability and sustainability goals to exceed the customer expectation.

In pursuit of Process Excellence, the TQM practices have been made as the way of life. Through the learnings from TQM practices, QIPs (Quality Improvement Projects) were accomplished across process and product lines thereby performance enhancement of current products were constantly maintained. Well structured Industrialisation process has been practiced for new products and advanced materials in order to fulfil the current and emerging customer requirements.

Volatility in raw material availability and cost in the prevailing global situation were adequately addressed with improved agility, proactive approach and fast track approval cycles. Value engineering efforts for optimising the Productivity Quality Cost Delivery goals have enabled cost competitiveness.

### Total Quality Management Systems

JK Tyre continues to strengthen and support its company-wide Functions with World-class Quality Management Systems. Aligning with our Vision & Mission, we accord top priority to all our customers, meeting their requirements to ensure sustained & superior quality and performance of our Products and Services. With our internal robust systems, we constantly ensure adhering to various stringent standards, including IATF 16949, ISO 14001, ISO 45001, ISO 50001, ISO 27001, ISO 17025 NABL, and SA 8000. We have also accomplished canteen food safety risk assessment as per HACCP criteria.

During the year, all our manufacturing Units have undergone the assessments for 'Workplace Assessment for Safety and Hygiene' (WASH), to ensure that we maintain safe and hygienic work environment.

The Company having completed consolidation phase of TQM journey is reinforcing the principles of end-to-end Quality at all our operations including HO Functions and Tech Centre. The enhanced focus on ever evolving customer requirement has been boosted by continuous improvement drive across the organisation with sustainable business effects in the domain of Productivity, Quality, Cost & Delivery. This has resulted in fulfilling the aspirations of all our stakeholders. Our business partners continue to get benefited due to their engagement in various activities through joint projects thereby further synergising our mutual cooperation.

## C. Exports, Foreign Exchange Earnings and Outgo

Particulars	₹ in Crores	
	2023-24	2022-23
Exports, Foreign Exchange Earnings	1,378.35	1,420.43
Foreign Exchange Outgo	1,866.22	2,501.82

On behalf of the Board of Directors

21<sup>st</sup> May 2024  
New Delhi

**Dr. Raghupati Singhania**  
Chairman & Managing Director



## Annexure C.1 to the Board's Report

### MR 3

## Secretarial Audit Report

### FOR THE FINANCIAL YEAR ENDED 31<sup>ST</sup> MARCH 2024

[Pursuant to Section 204(1) of the Companies Act, 2013 and Rule No. 9 of the Companies (Appointment and Remuneration of Managerial Personnel) Rules, 2014]

To,  
The Members,  
JK Tyre & Industries Ltd.,  
Jaykaygram, PO - Tyre Factory,  
Kankroli - 313 342, Rajasthan

I have conducted the secretarial audit of the compliance of applicable statutory provisions and the adherence to good corporate practices by JK Tyre & Industries Ltd. (CIN: L67120RJ1951PLC045966) (hereinafter called 'the Company'). Secretarial Audit was conducted in a manner that provided me a reasonable basis for evaluating the corporate conducts/statutory compliances and expressing my opinion thereon.

Based on my verification of the Company's books, papers, minute books, forms and returns filed and other records maintained by the Company and also the information provided by the Company, its officers, agents and authorised representatives during the conduct of secretarial audit, I hereby report that in my opinion, the Company has, during the audit period covering the financial year ended on **31<sup>st</sup> March 2024** (Audit Period) complied with the statutory provisions listed hereunder and also that the Company has proper Board-processes and compliance-mechanism in place to the extent, in the manner and subject to the reporting made hereinafter:

I have examined the books, papers, minute books, forms and returns filed and other records maintained by the Company for the financial year ended on 31<sup>st</sup> March 2024 according to the provisions of:

- (i) The Companies Act, 2013 (the Act) and the rules made thereunder;
- (ii) The Securities Contracts (Regulation) Act, 1956 ('SCRA') and the rules made thereunder;
- (iii) The Depositories Act, 1996 and the Regulations and Bye-laws framed thereunder;
- (iv) Foreign Exchange Management Act, 1999 and the rules and regulations made thereunder to the extent of Foreign Direct Investment, Overseas Direct Investment and External Commercial Borrowings;
- (v) The following Regulations and Guidelines prescribed under the Securities and Exchange Board of India Act, 1992 ('SEBI Act'):
  - (a) The Securities and Exchange Board of India (Substantial Acquisition of Shares and Takeovers) Regulations, 2011;
  - (b) The Securities and Exchange Board of India (Prohibition of Insider Trading) Regulations, 2015;
  - (c) The Securities and Exchange Board of India (Issue of Capital and Disclosure Requirements) Regulations, 2018;
  - (d) The Securities and Exchange Board of India (Share Based Employee Benefits and Sweat Equity) Regulations, 2021 - (Not applicable to the Company during the Audit Period);
  - (e) The Securities and Exchange Board of India (Issue and Listing of Non-Convertible Securities) Regulations, 2021 - (Not applicable to the Company during the Audit Period);
  - (f) The Securities and Exchange Board of India (Registrars to an Issue and Share Transfer Agents) Regulations, 1993 regarding the Companies Act and dealing with client;
  - (g) The Securities and Exchange Board of India (Delisting of Equity Shares) Regulations, 2021 - (Not applicable to the Company during the Audit Period);
  - (h) The Securities and Exchange Board of India (Buy-back of Securities) Regulations, 2018 - (Not applicable to the Company during the Audit Period); and
  - (i) The Securities and Exchange Board of India (Listing Obligations and Disclosure Requirements) Regulations, 2015.
- (vi) Management has identified and confirmed the following laws as being specifically applicable to the Company which have been complied with:
  - (a) Pneumatic Tyres and Tubes for Automotive Vehicles (Quality Control) Order, 2009;
  - (b) Bureau of Indian Standards Act, 2016 and the Rules made thereunder as applicable to Tyre Industry; and
  - (c) Rubber Act, 1947 and Rubber Rules, 1955.

I have also examined compliance with the applicable clauses of the following:

- (i) Secretarial Standard 1 and Secretarial Standard 2 issued by The Institute of Company Secretaries of India.
- (ii) The Listing Agreements entered into by the Company with the Stock Exchanges.

During the period under review, the Company has complied with the provisions of the Acts, Rules, Regulations, Guidelines, Standards, etc. as mentioned above.

### **I further report that:**

The Board of Directors of the Company is duly constituted with proper balance of Executive Directors, Non-Executive Directors and Independent Directors. The changes in the composition of the Board of Directors that took place during the period under review were carried out in compliance with the provisions of the Act.

Adequate Notice is given to all directors to schedule the Board Meetings. Agenda and detailed notes on agenda were also sent at least seven days in advance and a system exists for seeking and obtaining further information and clarifications on the agenda items before the meeting and for meaningful participation at the Meeting.

All decisions at Board Meetings and Committee Meetings are carried out unanimously as recorded in the Minutes of the Meetings of the Board of Directors or Committees of the Board, as the case may be.

**I further report that** based on review of compliance mechanism established by the Company and on the basis of compliance certificates issued by Company Executives and taken on record by the Board of Directors and Audit Committee at their meetings, there are adequate systems and processes in the Company commensurate with the size and operations of the Company to monitor and ensure compliance with applicable laws, rules, regulations and guidelines.

**I further report that**, during the audit period, the Company had the following specific major events:-

1. The Company has allotted 1,44,92,749 fully paid Equity Shares of face value of ₹ 2/- each at the issue price of ₹ 345/- per equity share (including a premium of ₹ 343/- per equity share) to eligible Qualified Institutional

Buyers (QIBs), aggregating to ₹ 500 crores approximately by way of Qualified Institutions Placement(QIP).

2. Owing to increase in the capital after allotment of equity shares pursuant to QIP as aforesaid, the shareholding of Bengal & Assam Company Ltd. ("BACL") in the Company came down from 52.80% to 49.86% and, accordingly, the Company ceased to be Subsidiary of BACL, effective 23<sup>rd</sup> December 2023.

Further, this report is to be read alongwith the following, stating that:

- (1) Maintenance of secretarial record is the responsibility of the management of the Company. My responsibility is to express an opinion on these secretarial records based on my audit.
- (2) I have followed the audit practices and processes as were appropriate to obtain reasonable assurance about the correctness of the contents of the secretarial records. The verification was done on test basis to ensure that correct facts are reflected in secretarial records. I believe that the processes and practices, I followed provide a reasonable basis for my opinion.
- (3) I have not verified the correctness and appropriateness of financial records and Books of Account of the Company.
- (4) Wherever required, I have obtained the Management Representation about the compliance of laws, rules and regulations and happening of events, etc.
- (5) The compliance of the provisions of corporate and other applicable laws, rules, regulations, standards is the responsibility of management. My examination was limited to the verification of procedures on test basis.
- (6) The Secretarial Audit Report is neither an assurance as to the future viability of the Company nor of the efficacy or effectiveness with which the management has conducted the affairs of the Company.

**Namo Narain Agarwal**

Secretarial Auditor

CP No.: 3331, FCS: 234

UDIN: F000234F000264608

Place: New Delhi

Date: 29<sup>th</sup> April 2024



## Annexure C.2 to the Board's Report

### MR 3

## Secretarial Audit Report of Cavendish Industries Ltd. (a material unlisted subsidiary)

**FOR THE FINANCIAL YEAR ENDED 31<sup>st</sup> MARCH, 2024**

[Pursuant to Section 204(1) of the Companies Act, 2013 and Rule No. 9 of the Companies (Appointment and Remuneration of Managerial Personnel) Rules, 2014]

To,  
The Members,  
CAVENDISH INDUSTRIES LIMITED  
7, Council House Street,  
Kolkata – 700 001

I have conducted the secretarial audit of the compliance of applicable statutory provisions and the adherence to good corporate practices by **CAVENDISH INDUSTRIES LIMITED** (CIN: U74900WB2015PLC204899) (hereinafter called "the Company"). Secretarial Audit was conducted in a manner that provided me a reasonable basis for evaluating the corporate conducts/statutory compliances and expressing my opinion thereon.

Based on my verification of the Company's books, papers, minutes books, forms and return filed and other records maintained by the Company and also the information provided by the Company, its officers, agents and authorised representatives during the conduct of secretarial audit, I hereby report that, in my opinion, the Company has, during the audit period covering the financial year ended on **31<sup>st</sup> March 2024** (Audit Period), complied with the statutory provisions listed hereunder and also that the Company has proper Board-processes and compliances-mechanism in place to the extent, in the manner and subject to the reporting made hereinafter.

I have examined the books, papers, minute books, forms and returns filed and other records maintained by the Company for the financial year ended on 31<sup>st</sup> March 2024 according to the provisions of:

- (i) The Companies Act, 2013 (the Act) and the rules made thereunder;
- (ii) The Securities Contracts (Regulations) Act, 1956 ('SCRA') and the rules made thereunder;
- (iii) The Depositories Act, 1996 and the Regulations and Bye-laws framed thereunder; and
- (iv) The Foreign Exchange Management Act, 1999 and the rules and regulations made thereunder to the extent of Foreign

Direct Investment, Overseas Direct Investment and External Commercial Borrowings;

- (v) Management has identified and confirmed the following laws as being specifically applicable to the Company and which have been complied with:
  - (a) Pneumatic Tyres and Tubes for Automotive Vehicles (Quality Control) Order, 2009.
  - (b) Bureau of Indian Standards Act, 2016 and the Rules made thereunder as applicable to Tyre Industry.
  - (c) Rubber Act, 1947 and Rubber Rules, 1955.

I have also examined compliance with the applicable clauses of the Secretarial Standard 1 and Secretarial Standard 2 issued by The Institute of Company Secretaries of India.

During the period under review, the Company has complied with the provisions of the Acts, Rules, Regulations, Guidelines, Standards, etc. as mentioned above.

#### **I further report that:**

The Board of Directors of the Company is duly constituted with proper balance of Executive Directors, Non-Executive Directors and Independent Directors. During the period under review, there is no change in the composition of the Board of Directors of the Company.

Adequate notice is given to all directors to schedule the Board Meetings. Agenda and detailed notes on agenda were also sent at least seven days in advance and a system exists for seeking and obtaining further information and clarifications on the agenda items before the meeting and for meaningful participation at the meeting.

All decisions at Board Meetings and Committee Meetings are carried out unanimously as recorded in the Minutes of the Meetings of the Board of Directors or Committees of the Board, as the case may be.

**I further report that**, based on review of compliance mechanism established by the Company and on the basis of compliance

## Board's Report (Condt.)

certificates issued by the Company's Executives and taken on record by the Board of Directors and Audit Committee at their meetings, there are adequate systems and processes in the Company commensurate with the size and operations of the Company to monitor and ensure compliance with applicable laws, rules, regulations and guidelines.

**I further report that**, during the audit period, there was no specific major event.

Further, this report is to be read alongwith the following, stating that:

- (1) Maintenance of secretarial record is the responsibility of the management of the Company. My responsibility is to express an opinion on these secretarial records based on my audit.
- (2) I have followed the audit practices and processes as were appropriate to obtain reasonable assurance about the correctness of the contents of the Secretarial records. The verification was done on test basis to ensure that correct facts are reflected in secretarial records. I believe that the

processes and practices, I followed provide a reasonable basis for my opinion.

- (3) I have not verified the correctness and appropriateness of financial records and Books of Account of the Company.
- (4) Wherever required, I have obtained the Management representation about the compliance of laws, rules and regulations and happening of events, etc.
- (5) The compliance of the provisions of Corporate and other applicable laws, rules, regulations, standards is the responsibility of management. My examination was limited to the verification of procedures on test basis.
- (6) The Secretarial Audit report is neither an assurance as to the future viability of the Company nor of the efficacy or effectiveness with which the management has conducted the affairs of the Company.

Place: New Delhi  
Date : 1<sup>st</sup> May 2024

### **Namo Narain Agarwal**

Secretarial Auditor

CP No.: 3331, FCS No.: 234

UDIN: F000234F000284265



## Annexure D to the Board's Report

# Annual Report on the CSR activities undertaken by the Company during the financial year ended 31<sup>st</sup> March 2024

### 1. Brief outline on CSR Policy of the Company:

The Company has been one of the foremost proponents of inclusive growth and since inception, has been continuing to undertake projects for overall development and welfare of the society in areas pertaining to promoting preventive healthcare, education, livelihood intervention, rural development, environmental sustainability and conservation of natural resources, etc.

The Company aspires to continue to be a leading Company in the Indian Tyre industry while maintaining a clear focus for inclusive growth to realise a truly empowered society. The Corporate Social Responsibility Policy (The Policy or the CSR Policy) has been framed in accordance with Section 135 of the Companies Act, 2013 (the Act) and the Companies (Corporate Social Responsibility Policy) Rules, 2014 (the Rules) as amended from time to time. The Policy shall apply to all CSR projects and activities to be undertaken by the Company. The Policy contains the approach and direction given by the Board of Directors, taking into account the recommendations of the CSR Committee.

This CSR Policy also lays down the guiding principles for selection, implementation and monitoring of activities as well as formulation of the Annual Action Plan to carry out CSR Projects by the Company.

### 2. Composition of CSR Committee (Corporate Social Responsibility and Sustainability Committee):

Sl. No.	Name of Director	Designation/Nature of Directorship	Number of meetings of CSR Committee held during the year	Number of meetings of CSR Committee attended during the year
1.	Dr. Raghupati Singhania	Chairman of the Committee/ Non-Independent Director	2	2
2.	Smt. Meera Shankar	Member/Independent Director	2	2
3.	Shri Arun K. Bajoria	Member/Non-Independent Director	2	2

Note: The Corporate Social Responsibility Committee has been rechristened as 'Corporate Social Responsibility and Sustainability Committee' w.e.f. 1<sup>st</sup> November 2023.

3.	<b>Provide the web-link(s) where Composition of CSR Committee, CSR Policy and CSR Projects approved by the board are disclosed on the website of the Company</b>	:	<a href="http://www.jktyre.com/CSRPolicy.pdf">http://www.jktyre.com/CSRPolicy.pdf</a>
4.	<b>Provide the executive summary along with web-link(s) of Impact Assessment of CSR Projects carried out in pursuance of sub-rule (3) of rule 8, if applicable</b>	:	Not Applicable
5.	(a) <b>Average net profit of the Company as per sub-section (5) of Section 135</b>	:	₹ 314.60 crores
	(b) <b>Two percent of average net profit of the Company as per sub-section (5) of Section 135</b>	:	₹ 6.29 crores
	(c) <b>Surplus arising out of the CSR Projects or programmes or activities of the previous financial years</b>	:	Nil
	(d) <b>Amount required to be set-off for the financial year, if any</b>	:	Nil
	(e) <b>Total CSR obligation for the financial year [(b)+(c)-(d)]</b>	:	₹ 6.29 crores
6.	(a) <b>Amount spent on CSR Projects (both Ongoing Project and other than Ongoing Project)</b>	:	₹ 6.18 crores
	(b) <b>Amount spent in Administrative Overheads</b>	:	₹ 0.30 crore
	(c) <b>Amount spent on Impact Assessment, if applicable</b>	:	Not Applicable
	(d) <b>Total amount spent for the Financial Year [(a)+(b)+(c)]</b>	:	₹ 6.48 crores
	(e) <b>CSR amount spent or unspent for the Financial Year</b>	:	

Total Amount Spent for the Financial Year (₹ in Crores)	Amount Unspent (₹ in Crores)				
	Total Amount transferred to Unspent CSR Account as per sub-section (6) of Section 135		Amount transferred to any fund specified under Schedule VII as per second proviso to sub-section (5) of Section 135		
	Amount	Date of transfer	Name of the Fund	Amount	Date of transfer
6.48			Not Applicable		

**(f) Excess amount for set-off, if any:**

Sl. No.	Particular	Amount (in ₹)
(1)	(2)	(3)
(i)	Two percent of average net profit of the Company as per sub-section (5) of Section 135	₹ 6.29 crores
(ii)	Total amount spent for the Financial Year	₹ 6.48 crores
(iii)	Excess amount spent for the Financial Year [(ii)-(i)]	₹ 0.19 crore
(iv)	Surplus arising out of the CSR projects or programmes or activities of the previous Financial Years, if any	NIL
(v)	Amount available for set off in succeeding Financial Years [(iii)-(iv)]*	₹ 0.19 crore

\* Amount available for set-off in respect of financial year 2022-23 - ₹ 0.08 crore (₹ 8.82 lakhs) and in respect of financial year 2021-22 - 0.0 crore (₹ 0.10 lakh)

**7. Details of Unspent Corporate Social Responsibility amount for the preceding three Financial Years:**

1	2	3	4	5	6		7	8
Sl. No.	Preceding Financial Year(s)	Amount transferred to Unspent CSR Account under sub-section (6) of Section 135 (in ₹)	Balance Amount in Unspent CSR Account under sub-section (6) of Section 135 (in ₹)	Amount Spent in the Financial Year (in ₹)	Amount transferred to a Fund as specified under Schedule VII as per second proviso to sub-section (5) of Section 135, if any		Amount remaining to be spent in succeeding Financial Years (in ₹)	Deficiency, if any
					Amount (in ₹)	Date of transfer		
Not Applicable								

**8. Whether any capital assets have been created or acquired through Corporate Social Responsibility amount spent in the Financial Year:**

Yes  No

If Yes, enter the number of Capital assets created/acquired: Not Applicable

Furnish the details relating to such asset(s) so created or acquired through Corporate Social Responsibility amount spent in the Financial Year:

Sl. No.	Short particulars of the property or asset(s) [including complete address and location of the property]	Pincode of the property or asset(s)	Date of creation	Amount of CSR amount spent	Details of entity/Authority/beneficiary of the registered owner		
(1)	(2)	(3)	(4)	(5)	(6)		
					CSR Registration Number, if applicable	Name	Registered address
Not Applicable							

(All the fields should be captured as appearing in the revenue record, flat no, house no, Municipal Office/Municipal Corporation/ Gram panchayat are to be specified and also the area of the immovable property as well as boundaries)

**9. Specify the reason(s), if the Company has failed to spend two per cent of the average net profit as per sub-section (5) of Section 135**

Date: 21<sup>st</sup> May 2024

**(Arun K. Bajoria)**  
Director & President-International

**(Dr. Raghupati Singhania)**  
Chairman, CSR Committee





## Annexure E to the Board's Report

# Management Discussion and Analysis

### Economic & Business Environment

India the fifth largest economy in the world sustained its growth, with GDP rising at 8%. Consistently better GST collections and a double digit growth in direct taxes, are indicative of high and well spread income levels and all round progress.

The agricultural sector did not perform as well, on account of an irregular monsoon due to the El Nino effect. This affected rural demand which has an impact on the overall economic growth.

Overall the country is well positioned to be one of the fastest growing economies in the world with a positive outlook in the years ahead.

Across the globe however steady and smooth economic growth was impeded owing to continuous geopolitical uncertainties and impacted by climate change related events.

Emerging macro trends indicate, decline in hyper globalisation, increasing impact of Artificial Intelligence and a focus on energy transition without affecting economic progress.

India is well placed to take on these key challenges. The Union Government has been building infrastructure at a fast pace. The overall public sector capital outlay has tripled over the last decade. In FY 24 alone, capex on Road & Highways touched ₹ 3 lakhs crores by both the Government & Private Sector.

This augurs well for the Tyre Industry in the long run.

The production linked incentive (PLI) schemes which focus on building capacities, substituting imports and boosting exports, job creation, received an overwhelming response from the industry. This has been supported by healthy domestic consumption.

With a focus on sustainability the Government has set a target to be net zero by 2070 and reduce carbon intensity by 50% by 2030. Persistent efforts are on to encourage use of renewable energy right up to the household level for which policies have been put in place.

India is thus poised for higher sustainable growth and in its endeavour to become a developed nation by 2047, is all set to realize the potential of a US\$ 26 Trillion Economy.

### Automotive Industry

The Indian Automotive industry achieved a healthy growth during the year. It was led by personal mobility vehicles with passenger car sales crossing 4.2 million nos. in the domestic market. Two wheelers registered double digit growth but were yet to touch the pre covid levels.

The Commercial vehicle segment overall grew marginally. The shift towards higher tonnage trucks with higher payload capacity affected the sales numbers. The LCV/SCV segment in fact degrew primarily in the CNG segment. Low demand from the agricultural sector affected tractor sales which degrew by 10%. The shift to EVs continued with passenger vehicle sales in the segment, almost doubling during the year. The Government continued to encourage usage of mixed fuels.

Vehicle Exports from India remained muted with sizeable drop in commercial vehicles and marginal growth in the passenger segment. The overall outlook for the industry remains positive for the year ahead.

### The Tyre Industry

Road infrastructure is rapidly expanding, featuring expressways with concrete surfaces. Alongside this growth, vehicle speeds are increasing, prompting a heightened focus on tyre safety. The industry continued to work closely with all stakeholders to reduce GHG emissions, as well as particulate emissions, and meet the emerging regulatory requirements. It is also working on the evolving needs for EV vehicles.

Raw material prices remained stable in the early part of the year but showed an upward trend during the later part. The domestic NR availability is inadequate and Industry is making efforts to enlarge plantation in the North Eastern States to encourage enhanced domestic production.

The domestic tyre market other than farm tyres recorded single digit growth across categories. The mining construction and manufacturing sectors recorded good growth which positively impacted tyre demand while poor agricultural activity affected the demand for farm tyres.

International business environment was challenging owing to poor market conditions as also geopolitical situation affecting demand aggravated by supply chain disruptions. Overall the industry is likely to witness steady single digit growth in the ensuing year. With its technological capabilities the Indian tyre industry has the potential to take a greater share in the global market.

### JK Tyre - An Overview

The journey of exceleration continued at JK Tyre. The best topline ever and highest bottom line, with strong fundamentals, high operational efficiencies have set a base for further growth. Product Innovation, range premiumisation, aggressive brand building, strong market presence and customer engagement were the highlights of the year. Many new prestigious fleets availed of the

products and services of JK Tyre fleet management and mobility program, which made rapid strides during the year. Digitalisation was a major enabler across all functions.

## Bharat Mobility Global Expo

In an endeavour to showcase India's capabilities in the automotive space the Government brought together all automotive stakeholders on a common platform - the Bharat Mobility Global Expo. JK Tyre exhibited a state-of-the-art display showcasing the entire range of future ready high performance products across categories. It is matter of pride that the Honourable Prime Minister of India Shri Narendra Modi visited JK Tyre pavilion and was apprised of all technological advancements made by the Company.

## Brand JK Tyre

"Mobility for the future" was the core thought of the brand initiatives for the year. A differentiated approach to marketing was key to actively promoting a wide range of mobility solutions offered by JK Tyre for the customers of tomorrow. There was a thrust on strategic presence across media, including print, radio, and TV, for a greater mind share of the customers as well as stronger connect through various events and ground activations.

'Ranger' – our premium range of tyres for SUVs – was at the centre of an aggressive marketing campaign with tactical presence in key Above The Line platforms. Another major campaign was centered around "Puncture Guard" – a revolutionary puncture protection technology for Car Tyres; high impact media assets were tapped to drive visibility among the key demographics across the country using regional languages. Further, product innovation was incorporated in the commercial category, with offerings designed to support the ambitions of the customers amidst changing usage patterns and rising fuel costs.

"Out Of Home" advertising particularly was leveraged to create a differentiated brand imagery and awareness of our key SKUs. Customer connect was further enhanced through customer interaction programmes, both through virtual and on-ground initiatives.

## Digital Marketing

Digital continued to be a strong pillar for JK Tyre's brand building initiatives, and central to our visibility and engagement strategy. The digital campaigns were based on rich media innovation and promoted to a highly curated audience, thus improving our visibility across key target groups. New age marketing initiatives also assisted in drawing awareness to the product benefits.

Popular influencers were leveraged to drive communication and promotions for the campaigns on social media.

## Commercial – Truck, LCV & SCV

### Truck

JK Tyre continued its endeavour to drive premiumisation in **Truck & Bus Radial** and **Truck & Bus Bias** categories. Next Generation Premium SKUs, particularly the XF series, XM series & the XD series tyres gained further traction over the year with support from strategic outdoor initiatives in focus markets.

Jet ML HD – for mining application, the latest technological powerhouse from JK Tyre – was launched and extensively promoted across media to drive awareness & increase sales.

We undertook a drive to educate transporter community with the concept of "Application to Fit" under initiative "Jaisa Vyapaar Vaisa Tyre" campaign. We were able to touch base with more than 5,000 transporters and educated them on our premium products specific to their needs. The Company was able to onboard a large number of Small Fleet owners to its digital platform. 'JK Assure', a product assurance programme that was launched last year, continued to gain much appreciation from the customers and was also instrumental in driving customer engagement in focus markets.

### Light & Small Commercial

LCV & SCV categories continued their strong performance into the current year, driven by demand of premium and application-based SKUs. 'Steel King' was crowned as the first JK Tyre product to achieve 1 crore units in sales, leading to a multimedia campaign across ATL & Digital channels. We have revamped the SCV bias portfolio with the introduction of HD (Heavy Duty) series across the range. LCV Bias Range saw the launch of the new dual-bead Jet Xtra XLM, further strengthening the product's positioning in the market for extra load and mileage. SCV digital connect programs were carried out for end users in focus markets, along with exclusive customer offers. On the customer front, we adopted major LCV union/stands in key markets to drive awareness & increase brand presence for better acceptability.

## Passenger Vehicles

### Car Radial

With a wide range of advanced products, the focus has been on highlighting our innovative offering and technological prowess. The flagship offering of Smart Tyre, Puncture Guard & Ranger Series, were promoted all year round through digital and ATL-lead marketing campaigns. These premium offerings were promoted through strategic tie-up with select metros, along with promotion



on leading News Channels, GECs and through Radio in leading cities. Levitas Ultra, the premium offering for luxury cars, witnessed tactical partnerships for targeted promotions, including an innovative integration with the 4<sup>th</sup> edition of Times Women's Drive.

JK Tyre enhanced the customer's engagement with the 'Ranger Series' through pulsating events that brought the joy of motorsports to the masses. The brand organised 'Ranger Odyssey', a Time Speed Distance (TSD) rally, family navigation event, designed to celebrate the love for drives and ignite the spirit of adventure in participants who are 'Wild at Heart'. The brand also tied up with the much beloved 'Mahindra Adventures' which was a great hit among participants. A key intervention for Ranger Series was the brand association with 'Mission Impossible 7', which was widely leveraged across all platforms. Partnerships with radio platforms for their marquee initiatives also saw high digital engagement for the brand.

Digital marketing was heavily leveraged for the category, with integration of key SKUs on leading tyre aggregator platforms like CarDekho, Tyreplex and Tyremarket. This segmented approach for reach and saliency helps drive awareness and build brand imagery by being present across all customer touchpoints.

## Two/Three-Wheeler

With the objective of improving its product offerings and establish a strong presence in two and three wheeler segment, JK Tyre introduced Blaze RYDR, H rated pattern enabling speed up to 210 kmph. Another new launch is Blaze RYDR AT, designed for Royal Enfield off road adventure bikes.

JK Tyre partnered with xBHP to organise xBhpMeetupUnited powered by JK Tyre, a series of meetups held in four major Indian cities – Hyderabad, Kolkata, Ahmedabad, and Delhi. The event brought together key premium biking clubs and riding enthusiasts to share experiences and promote safety. The xBhpMeetupUnited campaign highlighted our premium tyre segment, the "Blaze RYDR," showcasing its superior performance and reliability.

As part of its strategic initiatives, JK Tyre collaborated with Nav Bharat Times to host the All Women Bike Rally powered by JK Tyre. This event garnered significant participation, with approximately 2800 women riding 2-wheelers. The rally was flagged off by an Union Minister in Delhi, celebrating the spirit of womanhood. This impactful initiative received recognition coming from the highest offices. In another strategic initiative, JK Tyre collaborated with Bollywood Hungama to host OTT India Fest 2023, powered by JK Tyre Blaze RYDR. This event aimed to engage with the young OTT audience, who are the primary customers of our 2 Wheeler

range of tyres. The event received extensive promotion on social media platforms, reaching approximately 15 million viewers across various social media channels.

JK Tyre with its superior 2-3 Wheeler products, added more valued brands like Piaggio and Revolt as its OEM partners in FY 2024. We also have a presence in the economy and executive range of bikes and scooters for Hero, TVS and Bajaj.

With our E-Blaze tyres, with low rolling resistance and high load capacity, we are becoming a part of India's journey towards E-mobility drive.

## Farm

JK Tyre has always been at the forefront of technological advancements. To support & promote the same, we aggressively tapped into the on ground opportunities; by actively participating in key agri expos around the country that drew in large crowds with the help of engaging customer initiatives. Our work under "Kisan Mitra" continued successfully this year. We executed on ground influencer campaigns in villages, called 'Sarpanch Samaroh' featuring the respective sarpanch and influential leaders help spread the word about JK Tyre's unique offerings.

JK Tyre capitalised on the increasing prominence of digitalisation in the Agri sector. Collaborations with leading tractor aggregator platforms to promote the premium range of products has strengthened the brand reach & visibility.

## Off The Road

Our domestic Off-the-Road (OTR) tyre business has demonstrated robust growth over the past fiscal year. In order to augment JK Tyre's presence in the OTR segment, we have broadened our retail network in this category. JK Tyre actively engaged in targeted trade exhibitions, including Excon in Bangalore and IMME in Kolkata, where several new tyre variants were launched. Notable launches include products for Rigid Dump Truck, Underground Mining, Mining, Wheel Loader, Crane, Reach Stacker and Solid Tyre for Forklift.

These introductions have fortified JK Tyre's product range, ensuring a competitive edge in this specialised market. Our latest OTR tyre offerings leverage advanced technology to deliver enhanced mileage and superior traction, even in challenging conditions.

Presence was enhanced in the Nepal market by the establishment of the first dedicated exclusive showroom for OTR tyres - branded as 'Mining & Construction Pavilion' in Kathmandu. Participation in the esteemed 39<sup>th</sup> Annual Mines Safety Fortnight Celebration in

Raigarh (Chhattisgarh) ensured a strong customer outreach in a target market. With a strategic focus on infrastructure development and a deep understanding of the evolving needs of the domestic mining, infrastructure, and manufacturing sectors, we are well-positioned for continued growth and success in the Off-The-Road tyre business in the coming years.

## Retread Business

JK Tyre is well on its way to complete 15 successful years of the innovation in the Retread business which grew well in FY 24.

Keeping in view of the JK Tyre's Customer centric approach & commitment to deliver best in class, JK Treads launched 10 new patterns over the year to cater to diversified requirements of its customer base. The JK Retread Centre (JKRC) Network is nearly 80 strong, with many more aligned in the year ahead, staying true to JK Tyre's vision of servicing every corner of the country. JKRCs are equipped with ultra-modern retreading machinery and diligently follow the highly curated and tested SoPs for quality and quick delivery of the retreaded tyres. With a focus on being future-ready, JK Treads has also launched solutions for EV-friendly tyres. The changing dynamics of safety, performance & environment has empowered JK Treads' ambition to be a champion in driving sustainable performance.

## Fleet & Mobility Management

The customer centric Fleet programme has been running successfully for more than 10 years. Leading fleets logistics and transport industry are enrolled in this program. With our service engineers based throughout the country we jointly work with them in many innovation and automation projects and reduce their operational costs. We have added over 200 large fleets and the business is recording double digit growth. Fleets can avail cashless services on the highway from our truck wheels network and pit stops which are located every 100 KMs. This has been highly applauded by our customers with whom high level of engagement was maintained through meets and conferences.

The spirit of Innovation continues at JK Tyre with the establishment of Mobility Solutions a unique Company operated concept where customers avail the Pay per kilometre facility. 30 hubs have been established which operate around the clock to provide services to the 14000 trucks enrolled under this program. The tech enabled solutions where all tyres are fitted with sensors with IOT help in providing enabled real time information on tyres on various parameters such as inflation pressure temperature and motion for deriving superior tyre performance as well as tracking through GPS.

The footprint of the mobility programme has expanded to diverse applications like buses, trucks, express logistics, port movement, mining, coal and steel.

The 360 degree solutions backed by futuristic technology and a dedicated team with unique skill set are facilitating rapid business growth which is all set to expand to more cities.

## Service - A Brand Differentiator

Digital Transformation of our customer complaint management has been a great success making us an Industry benchmark in delivering First Visit Resolution in Indian tyre customer service offerings. To make the system even more transparent warranty Registration was introduced which ensured the benefits of JK Tyre warranty entitlements going to the right owner of the product.

Implementing Total Quality Management (TQM) approach in customer service has boosted Customer Satisfaction, streamlined operations, and empowered employees. This fosters continuous improvement, strengthens competitive advantage, and enhances both reputation and customer retention, ultimately driving increased revenue and long-term success.

"JK Assure" – a warranty policy was extended as part of our customer centricity initiative which was well received in the market. It is an ongoing endeavour @ JK Tyre which ensures exceptional customer service and delivers a superior Customer Experience by continuously leveraging digital and AI/ML technologies.

## Sales Training & Capability Building

Our commitment to bolstering the expertise and proficiency of our front-line personnel and channel partners remains unwavering. Through continuous and systematic efforts, we have endeavoured to empower them with enhanced customer handling abilities, reinforcing our dedication to delivering exceptional customer service. The onboarding process for new partners was conducted with meticulous attention, ensuring a seamless integration into our network. Furthermore, the introduction of new products and policies was complemented by comprehensive training initiatives tailored for both our channel partners and team members. The digital knowledge learning platform "jktraintoexcel" has been further upgraded and is a 24x7 enabler for the field team to constantly enhance their knowledge as well as provide valuable support to our channel partners & customers.

## Channel Support & Engagement

JK Tyre continued its efforts to enlarge its channel network both quantitatively and qualitatively. JK Tyre has a strong footprint of



6000+ partners including dealers and distributors. Further, the Brand shop network grew exponentially with an addition of more than 100 outlets covering different formats- 'Steel Wheels', 'Xpress Wheels' and 'Truck Wheels'. There are currently more than 750 brand shops providing superior customer experience and quality service to customers. Periodic meets and conferences ensured a high level of engagement with channel partners.

## Motorsport

The four decade old legacy of promoting motorsport in the country was sustained during the year spanning across all formats such as rallying, racing, drifting, and autocross with the foot print spanning across geographies. The flagship programme JK Tyre National Racing Championship (JKNRC) which completed 26 successful years and has groomed some of the country's most accomplished motorsport talent, further evolved over the year both in terms of technology and participation. Today it proudly showcases a national grid, with participants hailing from regions spanning from Jammu to Manipur, and from Thrissur to Guwahati.

The strong association of the brand was well leveraged for high level of customer engagement in events like JK Tyre Valley Run Drag Race in Amby Valley, JK Tyre Drift Championship at Buddh International Circuit, Greater Noida, JK Tyre Orange Festival of Speed, JK Tyre presents Clash of Titans-one of the biggest autocross events held in Mysuru, JK Tyre Vagamon off-roading in Kerala.

Women empowerment took a step forward with various initiatives highlighting the possibility of motorsport as a career option.

Our participation in international events continued. Arjuna Awardee and our very own Gaurav Gill participated in the World Rally Championship in Greece and two of our rally drivers Suhem Kabeer & Jahaan Gill participated in Asia Pacific Rally Championship in Indonesia where they made their podium presence and made us all proud as the Indian national anthem was played.

The year under review had a stellar finish with the demo show of Indian Racing Festival which was conducted with the support of the J&K Tourism Department at the scenic Dal Lake Srinagar, often referred to as the 'paradise on earth'. From thrilling speedruns of Formula 4 and Wolf Cars, to the drifting maneuvers, adrenaline pumping stunt shows on four-wheels and two-wheels to the dare-devilry shown by 10 year-olds in their Rotax karts caught the attention of all. The event received the attention at the highest echelons of the Government of India and was lauded in the social media by none less than the Honourable Prime Minister of India, Home Minister & Minister of Youth Affairs and Sports.

## International Business

It was indeed a challenging year for exports, on account of high Channel inventories, inflationary pressures, supply side disruptions and volatile Geopolitical situation. At JK Tyre we were able to navigate these challenges and increase our exports in most of the categories. Overall JK Tyre exports performed better than the Indian industry with growing presence in the South American & Middle East markets. We have strengthened our sales and distribution network, leveraged logistic efficiencies and widened our geographical presence to make our exports more resilient and more so enabling us to withstand the competition from low cost tyre exports from China & South East Asia. The above measures coupled with an enriched and diversified product mix will positively help our international business in the years ahead.

## Manufacturing Excellence

Within JK Tyre, "Manufacturing Excellence" embodies an ongoing endeavour to refine operations, minimise waste, enhance production profitability, and secure a competitive advantage through innovations in quality and safety. For decades, excellence has been ingrained in our ethos, guiding our thinking, innovation, operations, and business conduct. Since our inception, we have remained steadfast proponents of sustainable practices, underscoring our commitment to transparency.

In addition to setting targets aimed at achieving operational excellence, we prioritise delivering consistent, high-quality products to our customers. This ethos permeates our organisational culture, manifesting in grassroots initiatives aimed at improving & upgrading manufacturing processes across all our facilities. Our endeavours in this regard have garnered recognition from various esteemed institutions, including:

- The "CII Water Management Excellence Award-2023"
- The "Silver Award" in the CII National Competition on Digitalisation, Robotics & Automation (DRA)
- The "Greentech Environment Award 2023" in the category of "Environment Excellence"
- The "Green Manufacturing (Large Scale) Award" from Manufacturing Today
- The "National Energy Award for Excellence in Energy Management 2023" by CII
- The Award for "Most Sustainable & Innovative Manufacturing Practices" by the World Manufacturing Congress.

Over the years, JK Tyre has remained committed to energy conservation, waste reduction, and water conservation. This has evolved into a formidable initiative aimed at establishing our Company as a paragon of environmental responsibility, characterised by sustainable energy practices. We are steadfast in our pursuit of our Energy-Reduce Recycle Reuse goal, aspiring to be India's premier Green & Clean tyre Company. Encouragingly, our efforts have yielded tangible results. Notably, our specific water consumption is a benchmark in the global tyre industry, a testament to our unwavering commitment to sustainability.

As we continually raise the bar for ourselves, productivity and consistency remain paramount challenges for our team. Yet, with our steadfast dedication to excellence and sustainability, we are confident in our ability to overcome these challenges and continue our journey towards manufacturing excellence.

## Financial Performance

Particulars	₹ in Crores (10 Million)			
	Year Ended		Year Ended	
	31 <sup>st</sup> March 2024	31 <sup>st</sup> March 2023	31 <sup>st</sup> March 2024	31 <sup>st</sup> March 2023
	Standalone		Consolidated	
Sales	10,211	9,538	14,870	14,520
Other Operating Income	102	80	132	125
<b>Revenue from Operations</b>	<b>10,313</b>	<b>9,618</b>	<b>15,002</b>	<b>14,645</b>
<b>Operating Profit (EBITDA excluding Other Income)</b>	<b>1,361</b>	<b>775</b>	<b>2,078</b>	<b>1,297</b>
Other Income	36	32	44	37
Less: Finance Cost	242	258	447	454
Less: Depreciation and Amortisation Expense	252	243	437	407
<b>Profit before Share of Profit/(Loss) in Associates, Exceptional Items &amp; Tax</b>	<b>903</b>	<b>306</b>	<b>1,238</b>	<b>473</b>
Add/(less): Exceptional Items	(21)	(36)	(27)	(62)
<b>Profit before Tax</b>	<b>882</b>	<b>270</b>	<b>1,211</b>	<b>411</b>
Less: Provision for Tax	291	86	400	146
<b>Profit after Tax</b>	<b>591</b>	<b>184</b>	<b>811</b>	<b>265</b>
Add/(less): Share of Profit/(Loss) of Associates	-	-	(5)	(2)
<b>Profit for the year</b>	<b>591</b>	<b>184</b>	<b>806</b>	<b>263</b>

With a sustained drive on enhancing all round efficiencies and the focus on premiumisation JK Tyre was able to deliver robust financial results during the year. The successful QIP issue demonstrated Investor confidence in the Company, apart from deleveraging the Balance Sheet.

## JK Tornel

Despite adverse market conditions, aggressive marketing and sales efforts like customer visits from countries like Peru, Brazil, Columbia, etc, marketing tie ups, channel partner engagement with the Top Management and range enhancement ensured single digit turn over growth during the year.

The Mexican Economy witnessed a somewhat buoyancy during the year. High FDI inflows, and slow down in Inflation resulted in the Mexican Peso recording a major appreciation to the extent of 17% against the US Dollar. This affected exports of bias tyres to other LAT AM nations. The inflow of low cost Chinese tyres increased significantly impacting sales of premium brands like JK Tyre.

JK Tornel maintained its leadership position in PCR replacement market in Mexico. This is expected to strengthen further with introduction of many new sizes under the "America" Brand. Range augmentation is a significant step towards increasing our presence in the USA.

During the year, JK Tornel received "5 Star Certification and Recognition" from British Safety Council. Employee engagement programs like "Health and Safety Weeks" long service awards, celebration of Woman's Day Sports activities, Festival celebrations etc. were well received.

## Cavendish Industries Ltd.

High operational efficiency and growth in profitability were the main achievements of the year under review. Substantial benefits were realised from various cost saving projects. TBRs sales increased during the year. Over 50 new products were released in various sizes and patterns in Truck /Bus Radial and Bias, Light commercial vehicle, Motorcycle, Scooter and 3 wheeler tubeless categories.

The green ethos inculcated at CIL Plants post our acquisition, 2017-18 onwards, was evident with significant drop in energy consumption, decline in GHG emission and lower water usage.



CIL received **Golden Peacock Award** for Energy Efficiency. Quality of our products were recognised both nationally and internationally.

- Best **Improvement of the Day** award by OE partner TML Ltd.
- Gold Award by China Association of Quality at International Quality Circle Competition ( ICCQC ) in China.
- Special Award in Advance QC Tools at CII Regional Finals.

Safety, Quality and Environment conservation were recognised through plant level celebrations with employees along with their families. CIL community engagement and flood relief efforts were well received by all stakeholders.

## R&D and Technology

The latest technological development in the automobile industry, stringent legislative & regulatory standards and end users' requirement are the prime driving factors for tyre industry. Electrification of drive train in EV vehicle technology is a game changer and highly demanding with respect to tyre performance requirement viz. reduced rolling resistance, improved wear resistance, low tyre noise, higher load carrying capacity, connected tyre, etc. Achieving compliance to various legislations & regulations are of paramount importance for us. Further, our team is strongly committed to sustainability & Circularity through its 7R strategy - **Reduce, Reuse, Repair, Redesign, Recycle, Renew and Recover**. At JK Tyre, R&D team is working incessantly in meeting these complex and challenging requirements in the following areas:

1. Advance high performance materials (rubber, fillers, nano-materials, process aids, reinforcement materials).
2. Sustainable materials (recycled, renewable, bio-sourced & bio-attributed).
3. Digital & Predictive Technology (AI/ML, Multiscale simulation - Molecular to System level, Virtual Proving Ground).
4. Advanced Product and Vehicle Level Testing (Indoor & Outdoor).
5. Regulatory Testing (ECE R117, AIS 142, Star Labelling, REACH/ROHS, etc.).

## Raw Material

Normal availability of raw material and stable prices were witnessed. This provided a conducive operating environment for business.

However, towards the end of FY 24, due to various geopolitical disturbances some hardening of raw material prices started. which is likely to continue in the initial part of FY 25 as well.

Our efforts to diversify raw material supply sources have been paramount in mitigating risks associated with price fluctuations and supply chain disruptions. Various measures to optimise cost and realign logistics to minimise the impact of rising raw material costs and supply chain disruptions are continuing. Growth of natural rubber cultivation in non-traditional areas is being supported to increase availability as also as an import substitution measure.

The materials team is closely coordinating with R&D and Technical Teams to capitalise on emerging opportunities while prioritizing sustainability and creating long-term value for our stakeholders.

## Human Resource - Management & Development

One of the missions of JK Tyre is to be a learning organisation with an engaged team. We have structured and customised training and development programs for all levels comprising of mentoring coaching and MDPs. Many platforms were created to ensure a high level of employee engagement across all our locations including for their family members. The first ever Chairman's cup for Quality Control Circle was organised for workmen.

All our capability building efforts are aligned to build "Future Ready Organisation" by focussing on functional and behavioural competencies. Based on periodic feedback and surveys, employee friendly policies have been put in place to ensure greater employee satisfaction.

No wonder JK Tyre continues to be certified as a 'Great place to Work' fourth time in a row, and has made a mark by being in the Top 50 Large companies with a culture of Innovation for all.

## Corporate Social Responsibility

JK Tyre has maintained an unwavering commitment to fostering the surrounding environment, with a dual focus on generating wealth for shareholders and cultivating sustainable societal value. At the heart of this dedication lies the empowerment of communities, acknowledged as vital to their holistic development. Accordingly, the Company has embarked on numerous projects aimed at empowering individuals through skill development, education, livelihood enhancement, improved agriculture, livestock development, health, water conservation, and more.

As a manufacturing-oriented Company, we place particular emphasis on addressing the needs of the underprivileged and marginalised, especially women, the elderly, and children residing

in the vicinity of our manufacturing plants. It is a source of pride for us to observe that the impact of our diverse CSR initiatives, have positively influenced the lives of more than 1.1 lakhs individuals during the reported year.

The commendable efforts of JK Tyre in tackling societal challenges were duly recognised at the Indian Chamber of Commerce Social Impact Awards 2024. Specifically, our water conservation initiatives received well-deserved acclaim. This recognition underscores our steadfast commitment to effecting meaningful change and highlights the importance of collaborative action in addressing pressing social issues.

## Risks and Concerns

In the competitive landscape of the tyre industry, JK Tyre continues to navigate through a myriad of risks and concerns that have the potential to affect our business operations and financial performance. Despite these challenges, we remain committed to prudent risk management practices, including cost management initiatives, strategic diversification efforts, and ongoing investments in research and development to mitigate risks and capitalise on emerging opportunities in the market. While JK Tyre remains optimistic about the long-term growth prospects of the business, we recognise the importance of vigilant risk management.

The Company has established a practice of proactively identifying risk under various domain of financial, operational, sectoral, ESG, IT & cyber security. Subsequent to assessing, a mitigation plan is prepared and monitored continuously.

Risk management is being driven with strong well-established structure in place with internal risk management committee and Board level risk committee.

## Key Business Risks

### Uncertain Global Economic Scenario:

The present geopolitical landscape presents certain risks for the tyre industry, given its deep integration with the global economy, impacting both the sourcing of raw materials and access to export markets. Emerging from this turbulent global economic environment are numerous challenges affecting businesses worldwide. These encompass disruptions in supply chains and fluctuations in demand, which have the potential to impede the ongoing recovery efforts of economies worldwide following the pandemic.

In order to address turbulent global economic risks, JK Tyre continually expands its customer base and diversifies its supply chains, fostering agility and innovation in the process. Strengthening relationships with both customers and suppliers is of paramount importance. Through meticulous risk assessments, JK Tyre is preparing for potential downturns while also positioning itself to seize opportunities. Cultivating a resilient organisational culture and maintaining adaptability are essential for effectively navigating uncertain economic landscapes.

### Regulatory Changes:

In the intricate landscape of regulatory requirements, JK Tyre remains steadfast in its commitment to safety standards, environmental considerations, and product quality benchmarks.

For the Indian market, The Ministry of Environment, Forest and Climate Change had issued a notification regarding "End of life tyre (ELT) management". The ELT regulation governs the disposal & recycling, of end-of-life tyres in an environment friendly manner. Tyre Industry is to procure EPR (Extended producer responsibility) certificate from approved recyclers which is not yet available in adequate quantity. The Company is working towards mitigating the impact of the same.

### Cyber Security:

In today's digital age, robust cyber security measures are imperative for safeguarding sensitive data and maintaining operational integrity. At JK Tyre, we prioritise comprehensive risk management strategies to mitigate cyber threats effectively. This entails regular assessments of potential vulnerabilities, implementation of robust security protocols, and ongoing monitoring of network activities. By fostering a culture of cyber awareness and investing in cutting-edge technologies, we strive to stay ahead of evolving cyber risks. Our proactive approach not only protects our digital assets but also ensures the trust and confidence of our stakeholders in an increasingly interconnected world.

JK Tyre assures unwavering dedication to excellence and proactive risk mitigation measures, underscoring our commitment to maintaining a secure and prosperous future for the Company.

## Internal Control Systems

The Company has since its inception, laid down a system of internal control, which is commensurate with the size and nature of the business. Adequate and effective checks have been put in place to ensure that the financial data is accurate and reliable. The internal





control systems also ensure that the assets and the interest of the Company are well protected.

The internal audit was carried out throughout the year based on a systematic plan covering all functions and aspects of the business. The internal audit reports were reviewed by the senior management and were placed before the Audit Committee of the Board of Directors along with the actions taken. The Audit Committee undertook a detailed review of the audit observations and actions in order to ensure that the internal audit system was functioning effectively. The recommended actions by the audit team were monitored and improvements were implemented that were regularly reviewed by the senior management.

The IT framework of the Company is based on a robust ERP system, ensuring seamless connectivity of plants, sales offices and head office, and facilitating faster and more reliable processing of transactions as well as generating reports for rapid decision-making. The Company also has strong control and management

reporting systems, which helped ensure the business results are achieved and continuous improvement projects are undertaken.

### **Cautionary Statement**

The Management Discussion and Analysis report contains forward-looking statements, which may be identified by the use of words in that direction, or connoting the same. All statements that addresses expectations or projections about the future including but not limited to statements about your Company's strategy for growth, product development, market position, expenditure and financial results are forward-looking statements.

Your Company's actual results, performance or achievements could thus, differ materially from those projected in such forward-looking statements. The Company assumes no responsibility to publicly amend, modify or revise any forward-looking statements on the basis of any subsequent development, information or events.

## Annexure F to the Board's Report

### Corporate Governance Report

#### 1. Company's Philosophy on Code of Governance:

Corporate Governance is an integral part of values, ethics and the best business practices followed by the Company. The core values of the Company are:

- Caring for people
- Integrity including intellectual honesty, openness, fairness & trust
- Commitment to Excellence

In a nutshell, the philosophy can be described as observing of business practices with the ultimate aim of enhancing long-term shareholders' value and commitment to high standard of business ethics. The Company has in place a Code of Corporate Ethics and Conduct reiterating its commitment to maintain

the highest standards in its interface with stakeholders and clearly laying down the core values and corporate ethics to be practiced by its entire management cadre.

#### 2. Board of Directors:

The Board of Directors consists of Eleven Directors as on 31<sup>st</sup> March 2024, of which three are Executive Directors and eight are Non-executive Directors (NED); out of eight NED, six are Independent Directors (IND). Four Board Meetings were held during the twelve months period from 1<sup>st</sup> April 2023 to 31<sup>st</sup> March 2024 i.e. on 17<sup>th</sup> May 2023, 4<sup>th</sup> August 2023, 1<sup>st</sup> November 2023 and 6<sup>th</sup> February 2024. Attendance and other details as on 31<sup>st</sup> March 2024 are as given below:-

Sl. No.*	Name of the Director	Category	Number of Board Meetings Attended	Whether last AGM attended	No. of other Directorships and Committee Memberships/Chairmanships held in other companies		
					Director-ships §	Committee Memberships **	Committee Chairmanships **
1	Dr. Raghupati Singhania, Chairman & Managing Director	Executive	4	Yes	7	4	2
2	Shri Shreekant Somany <sup>Δ</sup>	IND	4	Yes	4	2	1
3	Smt. Sunanda Singhania	NED	4	Yes	-	-	-
4	Smt. Meera Shankar <sup>Δ</sup>	IND	4	Yes	4	3	1
5	Shri Subhrakant Panda <sup>Δ</sup>	IND	4	No	4	-	-
6	Shri Vimal Bhandari <sup>Δ</sup>	IND	4	Yes	6	5	2
7	Shri Kalpataru Tripathy <sup>Δ</sup>	IND	4	Yes	6	6	3
8	Dr. Jorg Nohl <sup>Δ#</sup>	IND	1	N.A.	-	-	-
9	Shri Bharat Hari Singhania	NED	3	No	4	1	-
10	Shri Anshuman Singhania, Managing Director	Executive	4	Yes	-	-	-
11	Shri Arun K. Bajoria, Director & President - International	Executive	4	Yes	2	-	-
12	Shri Bakul Jain <sup>^</sup>	IND	2	Yes	4	4	2
13	Dr. Wolfgang Holzbach <sup>^</sup>	IND	2	No	-	-	-

<sup>Δ</sup> The appointment of Independent Directors is in accordance with the provisions of the Companies Act, 2013 (Act) and the Securities and Exchange Board of India (Listing Obligations and Disclosure Requirements) Regulations, 2015 (Listing Regulations).

<sup>#</sup> Appointed as an Additional Director in the category of Independent Director for a tenure of five consecutive years w.e.f. 21<sup>st</sup> November 2023. The shareholders' approved his appointment by means of a Special Resolution passed at the Extraordinary General Meeting held on 18<sup>th</sup> December 2023. In the opinion of the Board, Dr. Jorg Nohl satisfies the criteria of integrity, expertise and experience/proficiency.

<sup>^</sup> Ceased to be Directors of the Company effective 25<sup>th</sup> September 2023, upon completion of their respective terms as Independent Directors.

<sup>\*</sup> DIN of the above named directors in seriatim: 1 - 00036129; 2 - 00021423; 3 - 02356376; 4 - 06374957; 5 - 00171845; 6 - 00001318; 7 - 00865794; 8 - 10392379; 9 - 00041156; 10 - 02356566; 11 - 00026540; 12 - 00380256 and 13 - 06422833. The names of the Directors wherever appearing, in the Board's Report, including Annexures thereto, and Financial Statements shall be read with the respective Director Identification Numbers mentioned herein before.

<sup>§</sup> Excluding private limited companies and companies under Section 8 of the Act. Independent Directorships held by the Directors are in accordance with the Listing Regulations.

<sup>\*\*</sup> Only covers Memberships/Chairmanships of Audit Committee and Stakeholders Relationship Committee.

N.A. Not Applicable



#### Details of directorships in other listed companies and the category of directorship:

##### **Name of Director and name of the listed Company (category of Directorship)**

Dr. Raghupati Singhania: JK Lakshmi Cement Ltd. (NED), Bengal & Assam Company Ltd. (NED), JK Agri Genetics Ltd. (NED) and Radico Khaitan Ltd. (IND).

Shri Shreekant Somany: Somany Ceramics Ltd. (Executive, Chairman & Managing Director) and Shree Cement Ltd. (IND).

Smt. Meera Shankar: ITC Ltd. (IND), Pidilite Industries Ltd. (IND) and Adani Energy Solutions Ltd. (IND).

Shri Subhrakant Panda: Goa Carbon Ltd. (IND), Paradeep Phosphates Ltd. (IND) and Indian Metals & Ferro Alloys Ltd. (Executive, Managing Director).

Shri Vimal Bhandari: DCM Shriram Ltd. (IND), Bharat Forge Ltd. (IND) and Escorts Kubota Ltd. (IND).

Shri Kalpataru Tripathy: Avadh Sugar & Energy Ltd. (IND) and JK Agri Genetics Ltd. (IND).

Shri Bharat Hari Singhania: JK Lakshmi Cement Ltd. (NED), Bengal & Assam Company Ltd. (NED), JK Agri Genetics Ltd. (NED) and JK Paper Ltd. (NED). He is Chairman of all these listed companies.

- Notes: 1. Shri Bakul Jain (Director up to 24<sup>th</sup> September 2023): DCW Ltd. (Executive, Managing Director) and Bengal & Assam Company Ltd. (IND)
2. Shri Bharat Hari Singhania stepped down from both, JK Paper Ltd. and JK Lakshmi Cement Ltd., as Chairman and Director, effective 1<sup>st</sup> April 2024, and appointed as Chairman Emeritus and Strategic Advisor w.e.f. the said date.
3. Other Directors do not hold Directorship in any other listed Company.

Based on the declarations received from the Independent Directors, the Board confirms that in its opinion, all the Independent Directors of the Company fulfill the conditions specified in the Listing Regulations and are independent of the management of the Company.

The Board has identified the following as core skills/expertise/competencies (core skills) required in the context of the Company's business and sector for it to function effectively:-

- (i) Leadership/Business Philosophy/Entrepreneurship/Global Business Strategy/Management;
- (ii) Financial and Accounting Knowledge;
- (iii) Strategic Planning;
- (iv) Legal & Corporate Governance Expertise;
- (v) Technology/Knowledge pertaining to Tyre Industry;
- (vi) Commercial & Marketing Experience;
- (vii) Community Service, Sustainability and Corporate Social Responsibility;
- (viii) Quality and Safety;
- (ix) Risk Management and (x) Human Resource.

All the Board members possess the above-mentioned skills collectively that enable them to make effective contribution to the Board and its Committees. The core skills of individual directors: (a) the Executive Directors of the Company, namely- Dr. Raghupati Singhania and Shri Anshuman Singhania - are industrialists and entrepreneurs; Shri Arun K. Bajoria - professional having operational and tyre industry experience; (b) the Non-executive Directors of the Company, namely - Shri Bharat Hari Singhania - industrialist and entrepreneur; Shri Shreekant Somany - industrialist, business philosophy, commercial & marketing, risk management and human resource; Smt. Sunanda Singhania - community service, sustainability & corporate social responsibility; Smt. Meera Shankar - former ambassador, global business

strategy & community service; Shri Subhrakant Panda - business philosophy, entrepreneurship, community service, finance, operations management and technology; Shri Vimal Bhandari - financial expertise; Shri Kalpataru Tripathy - legal & regulatory and risk management; Dr. Jorg Nohl - technology, quality, manufacturing and safety; Shri Bakul Jain (Director up to 24<sup>th</sup> September 2023) - industrialist, business philosophy & commercial and Dr. Wolfgang Holzbach (Director up to 24<sup>th</sup> September 2023) - technology, quality, manufacturing & safety.

The Board periodically reviews Compliance Reports of all laws applicable to the Company and steps taken by the Company to rectify instances of non-compliances, if any. The Board is satisfied that plans are in place for orderly succession for appointments to the Board and to senior management.

The Company has a Code of Conduct for Management Cadre Staff (including Executive Directors). In terms of the provisions of Regulation 17(5) of the Listing Regulations and contemporary practices of good Corporate Governance, the Board has laid down a Code of Conduct for all Board Members and Senior Management of the Company and the same is available on the website of the Company. All the Board Members and Senior Management Personnel have affirmed compliance with the said Code. This Report contains a declaration to this effect signed by Shri Anshuman Singhania, Managing Director.

Relationships between Directors inter-se: Dr. Raghupati Singhania and Shri Bharat Hari Singhania are brothers. Smt. Sunanda Singhania is wife of Dr. Raghupati Singhania.

The number of Equity Shares of ₹ 2/- each (i.e. Shares) held by the Non-executive Directors as on 31<sup>st</sup> March 2024 are: Shri Bharat Hari Singhania - 10,94,723 Shares; Shri Shreekant Somany - 13,750 Shares, Smt. Sunanda Singhania - 6,27,500 Shares, Smt. Meera Shankar – Nil, Shri Subhrakant Panda – Nil, Shri Kalpataru Tripathy - Nil, Shri Vimal Bhandari – Nil, Dr. Jorg Nohl – NIL; Shri Bakul Jain (Director up to 24<sup>th</sup> September 2023) – 4,000 Shares and Dr. Wolfgang Holzbach (Director up to 24<sup>th</sup> September 2023) – Nil. None of the Non-executive Directors holds any convertible instruments issued by the Company.

### 3. Separate Meeting of the Independent Directors:

In accordance with the provisions of Schedule IV to the Companies Act, 2013 and Regulation 25 of the Listing Regulations, one separate meeting of the Independent Directors of the Company was held on 6<sup>th</sup> February 2024 and all the Independent Directors of the Company were present at the meeting.

### 4. Familiarisation Programme for Independent Directors:

In accordance with the provisions of Regulation 25(7) of the Listing Regulations, the Company has been conducting various familiarisation programmes. The details of such familiarisation programmes for Independent Directors have been disclosed on the website of the Company, the weblink for which is [http://www.jktyre.com/Familiarisation\\_Prog\\_IND.pdf](http://www.jktyre.com/Familiarisation_Prog_IND.pdf)

### 5. Performance Evaluation:

As required, the Nomination and Remuneration Committee of Directors specified the manner for effective evaluation of performance of the Board, its Committees and individual Directors in accordance with the provisions of the Companies Act, 2013 and the Listing Regulations.

Accordingly, the Board of Directors made formal annual evaluation of its own performance and that of its committees and Individual Directors in accordance with the manner specified by the Nomination and Remuneration Committee of Directors.

Performance of the Board was evaluated after seeking inputs from all the Directors on the basis of the criteria such as

adequacy of its composition and structure, effectiveness of board processes, information and functioning, etc.

The performance of the committees was evaluated by the Board after seeking inputs from the committee members on the basis of criteria such as composition of committees, terms of reference of committees, effectiveness of the committee meetings, participation of the members of the committee in the meetings, etc.

The Board also carried out evaluation of the performance of individual directors on the basis of criteria such as attendance and effective participation and contributions at the meetings of the Board and its committees, exercise of his/her duties with due & reasonable care, skill and diligence, etc.

In a separate meeting of the Independent Directors of the Company, performance of the non-independent Directors, performance of the Board as a whole and performance of the Chairman & Managing Director were evaluated, taking into account the views of Executive Directors of the Company. The Chairman of the Meeting of the Independent Directors apprised the Board about the evaluation carried by it and that the Independent Directors were fully satisfied in this regard.

### 6. Audit Committee:

The Company has an Audit Committee of Directors since 1986. The composition and the 'Terms of Reference' of the Committee are in conformity with the provisions of Section 177 of the Companies Act, 2013 and Regulation 18 of the Listing Regulations.

The Committee consists of three Directors, out of which two are Non-executive Independent Directors and one is Executive Director.

Four meetings of the Audit Committee were held during the financial year ended 31<sup>st</sup> March 2024.

Dates of the meetings and the number of Members attended are:

Date of the Meeting	Number of Members attended
17 <sup>th</sup> May 2023	3
3 <sup>rd</sup> August 2023	3
1 <sup>st</sup> November 2023	3
5 <sup>th</sup> February 2024	3



The names of the Members of the Committee and their attendance at the Meetings are as follows:

Name	Status	No. of Meetings attended
Shri Shreekant Somany <sup>^</sup>	Chairman	4
Shri Kalpataru Tripathy <sup>**</sup>	Member	2
Shri Arun K. Bajoria	Member	4
Shri Bakul Jain *	Chairman	2

<sup>^</sup> Appointed as Chairman of the Committee with effect from 25<sup>th</sup> September 2023.

<sup>\*\*</sup> Appointed as a Member of the Committee with effect from 25<sup>th</sup> September 2023.

\* Ceased to be a Member/Chairman of the Committee with effect from 25<sup>th</sup> September 2023.

All the Committee Meetings were attended by the Head of Finance Function, Head of Internal Audit, Company Secretary and the representative of the Statutory Auditor. The Company Secretary acts as the Secretary of the Committee.

## 7. Stakeholders' Relationship Committee:

The Company has a Stakeholders' Relationship Committee at the Board Level which consists of three Directors out of which two are Non-executive Independent Directors and one is Executive Director. The composition and the Role/'Terms of Reference' of the Committee are in conformity with the provisions of Section 178 of the Companies Act, 2013 and Regulation 20 of the Listing Regulations.

Dates of the meetings and the number of Members attended are:

Date of the Meeting	Number of Members attended
17 <sup>th</sup> May 2023	3
1 <sup>st</sup> November 2023	3
5 <sup>th</sup> February 2024	3

The names of the Members of the Committee and their attendance at the Meetings are as follows:

Name	Status	No. of Meetings attended
Smt. Meera Shankar*	Chairperson	2
Shri Shreekant Somany	Member	3
Shri Arun K. Bajoria	Member	3
Shri Bakul Jain <sup>**</sup>	Chairman	1

\* Appointed as a Member/Chairperson of the Committee with effect from 25<sup>th</sup> September 2023.

<sup>\*\*</sup> Ceased to be a Member/Chairman of the Committee with effect from 25<sup>th</sup> September 2023.

Shri PK Rustagi, Vice President (Legal) & Company Secretary is the Compliance Officer. During the financial year ended 31<sup>st</sup> March 2024, the Company has not received any complaints from the shareholders. Also, there are no complaints pending in respect of the previous period.

The Board of Directors has delegated the power of transfer/transmission of shares and related matters to a 'Share Transfer Committee'. During the financial year ended 31<sup>st</sup> March 2024, all the investor service requests have been processed within statutory time limits, in compliance with the SEBI mandate, as applicable. During the said period, 10 meetings of the 'Share Transfer Committee' were held.

## 8. Nomination and Remuneration Committee:

The Company has a 'Nomination and Remuneration Committee' comprising three Directors, all being Non-executive Independent Directors. The composition and the role of the Committee are in conformity with the provisions of Section 178 of the Companies Act, 2013 and Regulation 19 of the Listing Regulations.

Dates of the meetings and the number of Members attended are:

Date of the Meeting	Number of Members attended
4 <sup>th</sup> August 2023	3
1 <sup>st</sup> November 2023	3
5 <sup>th</sup> February 2024	3

The names of the Members of the Committee and their attendance at the Meetings are as follows:

Name	Status	No. of Meetings attended
Shri Shreekant Somany	Chairman	3
Shri Vimal Bhandari	Member	3
Shri Kalpataru Tripathy	Member	3

## 9. Risk Management Committee:

The Company has been having an elaborate risk management system to inform Board Members about risk assessment and minimisation procedures. The Company has a 'Risk Management Committee'. The Committee consists of four Directors (out of which two are Non-executive Independent Directors and two are Executive Directors) and two senior executives of the Company. The composition of the Committee is in conformity with the provisions of Regulation 21 of the Listing Regulations. Further, the Board of Directors

has also defined the role and responsibilities of the Committee including, *inter alia*, performance of functions specified in Regulation 21 of the Listing Regulations and specifically covering steps to identify and mitigate Information Technology and Cyber Security Risks that the Company is or may be exposed to, on a regular basis. The Committee has, *inter alia*, formulated a detailed Risk Management Policy as prescribed under the Listing Regulations. The Company Secretary acts as the Secretary of the Committee.

Dates of the meetings and the number of Members attended are:

Date of the Meeting	Number of Members attended
13 <sup>th</sup> July 2023	6
8 <sup>th</sup> January 2024	4

The names of the Members of the Committee and their attendance at the Meetings are as follows:

Name	Status	No. of Meetings attended
Shri Shreekant Somany	Chairman	2
Shri Kalpataru Tripathy	Member	2
Shri Anshuman Singhania	Member	2
Shri Arun K. Bajoria	Member	1
Shri Anuj Kathuria President (India)	Member	2
Shri Sanjeev Aggarwal Chief Financial Officer	Member	1

## 10. Senior Management:

The Company has a very competent team of Senior Management. In terms of the Listing Regulations, the following Executives of the Company form part of the Senior Management of the Company: Shri Anuj Kathuria, President (India); Shri Sanjeev Aggarwal, Chief Financial Officer; Shri Pawan Kumar Rustagi, Vice President (Legal) & Company Secretary; Shri V.K. Misra, Technical Director; Shri Srinivasu Allaphan, Sales and Marketing Director; Shri A.K. Makkar, Group Chief Sustainability Officer (Manufacturing Director up to 31<sup>st</sup> October 2023); Shri Ashish Pandey, Sr. Vice President (Materials); Shri Sanjeev Gupta, Head of Internal Audit; Dr. Sudhansu Pathak, Vice President (HR) and Shri Sharad Kumar Agarwal, Chief Digital and Information Officer.

## 11. Nomination and Remuneration Policy:

In accordance with the provisions of the Companies Act, 2013 and Listing Regulations, the Company has put in place the Nomination and Remuneration Policy for the Directors, Key

Managerial Personnel and other employees of the Company including criteria for determining qualifications, positive attributes and independence of a Director as well as a policy on Board Diversity. The Policy is available at the website of the Company and the weblink is <https://www.jktyre.com/NominationRemunerationPolicy.pdf> The salient features of the policy are as follows:

- (i) The Nomination and Remuneration Committee of Directors (the Committee) shall take into consideration the following criteria for recommending to the Board for appointment as a Director of the Company: (a) Qualifications & Experience. (b) Positive attributes like - respect for Company's core values, professional integrity, strategic capability with business vision, etc. (c) In case the proposed appointee is an Independent Director, he should fulfill the criteria for appointment as Independent Director as per the applicable laws & regulations. (d) The proposed appointee should have the capabilities identified in the description of the role and capabilities required of an independent director as may be prepared by the Committee. (e) The incumbent should not be disqualified for appointment as Director pursuant to the provisions of the Act or other applicable laws & regulations.
- (ii) The Committee will recommend to the Board appropriate compensation to the Executive Directors subject to the provisions of the Act, Listing Regulations and other applicable laws & regulations. The Committee shall periodically review compensation of such Directors in relation to other comparable companies and other factors, the Committee deems appropriate. Proposed changes, if any, in the compensation of such Directors shall be reviewed by the Committee subject to approval of the Board.
- (iii) The evaluation of the performance of the Board, its committees and the individual Directors will be carried out by the Board, on an annual basis, in the manner specified by the Nomination and Remuneration Committee of Directors for such evaluation and in accordance with the other applicable provisions of the Companies Act, 2013 and the Listing Regulations, in this regard.
- (iv) The Committee will review from time to time, Board diversity to bring in professional performance in different areas of operations, transparency,



corporate governance, financial management, risk assessment & mitigation strategy and human resource management in the Company. The Company will keep succession planning and board diversity in mind while recommending any person for appointment as a Director on the Board.

- (v) The eligibility criteria for appointment of Key Managerial Personnel (KMPs) and other senior management personnel shall vary for different positions depending upon the job description of the relevant position. In particular, the position of KMPs shall be filled in by senior personnel having relevant qualifications and experience. The Compensation structure for KMPs and other senior management personnel shall be as per Company's remuneration structure taking into account factors such as level of experience, qualification and suitability which shall be reasonable and sufficient to attract, retain and motivate them. The remuneration would be linked to appropriate performance benchmarks. The remuneration may consist of fixed and incentive pay reflecting short and long-term performance objectives appropriate to the working of the Company and its goals.

## 12. Remuneration paid to Directors:

- (i) Executive Directors: The remuneration for the financial year ended 31<sup>st</sup> March 2024 to the Executive Directors is as follows: Dr. Raghupati Singhania, Chairman & Managing Director: Salary – ₹ 10.75 crores, Perquisites - ₹ 0.45 crore and retirement benefits, such as contribution to Provident Fund, etc. - ₹ 0.07 crore aggregating to ₹ 11.27 crores plus ₹ 30.00 crores payable as Commission; Shri Anshuman Singhania, Managing Director: Salary - ₹ 7.09 crores, Perquisites - ₹ 0.32 crore and retirement benefits, such as contribution to Provident Fund, etc. - ₹ 0.07 crore aggregating to ₹ 7.48 crores plus ₹ 30.00 crores payable as Commission and Shri Arun K. Bajoria, Director & President – International: Salary - ₹ 4.87 crores, Perquisites - ₹ 0.40 lakh and retirement benefits, such as contribution to Provident Fund, etc. - ₹ 0.08 crore aggregating to ₹ 4.95 crores plus ₹ 0.55 crore payable as Commission. Payment of Commission varies from year to year, depending upon the profitability of the Company and approval of the Board of Directors. The Company does not have any Stock Option Scheme.

The tenure of office of the Chairman & Managing Director, the Managing Director is five years from the respective dates of their appointments and three years from the date of appointment in case of Director & President - International. In the case of all Executive Directors, notice period is six months. Severance Fees for the Chairman & Managing Director and the Managing Director is equivalent to the remuneration for the unexpired residue of respective terms or for three years, whichever is shorter.

During the financial year ended 31<sup>st</sup> March 2024, Dr. Raghupati Singhania, Chairman & Managing Director received commission of ₹ 14 lakhs and sitting fee of ₹ 2.49 lakhs from Bengal & Assam Company Ltd., holding Company up to 23<sup>rd</sup> December 2023 and sitting fee of ₹ 2.10 lakhs from Cavendish Industries Ltd., a subsidiary Company.

- (ii) Non-executive Directors: The Company has paid sitting fees for attending the meetings of the Board and/or Committees thereof, to all Non-executive Directors, namely - Shri Shreekant Somany - ₹ 7.00 lakhs, Smt. Meera Shankar - ₹ 4.00 lakhs, Smt. Sunanda Singhania - ₹ 2.40 lakhs, Shri Subhrakant Panda - ₹ 3.00 lakhs, Shri Vimal Bhandari - ₹ 3.75 lakhs, Shri Kalpataru Tripathy - ₹ 7.50 lakhs, Dr. Jorg Nohl - ₹ 1.20 lakhs, Shri Bharat Hari Singhania - ₹ 4.05 lakhs and Shri Bakul Jain (Director up to 24<sup>th</sup> September 2023) - ₹ 2.45 lakhs and Dr. Wolfgang Holzbach (Director up to 24<sup>th</sup> September 2023) - ₹ 1.20 lakhs, aggregating to ₹ 36.55 lakhs. In addition to sitting fees, commission was also payable to the Non-executive Directors amounting to ₹ 20.00 lakhs each to Shri Shreekant Somany, Smt. Meera Shankar, Smt. Sunanda Singhania, Shri Subhrakant Panda, Shri Vimal Bhandari and Shri Kalpataru Tripathy; and ₹ 250.00 lakhs to Shri Bharat Hari Singhania, ₹ 7.21 lakhs to Dr. Jorg Nohl, ₹ 9.73 lakhs to Shri Bakul Jain and ₹ 9.73 lakhs to Dr. Wolfgang Holzbach (proportionate to the tenures of Dr. Nohl, Shri Jain and Dr. Holzbach during the financial year ended 31<sup>st</sup> March 2024), aggregating to ₹ 396.67 lakhs, in accordance with the Special Resolution passed by the members of the Company at the Annual General Meeting held on 25<sup>th</sup> September 2014. In accordance with the Special Resolution passed by the members of the Company at the Annual General Meeting held on 27<sup>th</sup> August 2021, Shri Bharat Hari

Singhania, has also been paid a remuneration of ₹ 4.02 crores who is continuing as a Non-executive Director w.e.f. 1<sup>st</sup> October 2021.

Non-executive Directors did not have any other material pecuniary relationship or transaction vis-à-vis the Company during the year except as stated above.

### 13. General Body Meetings:

Location and time for the last three Annual General Meetings (AGM) of the Company were:

Financial Year	Location	Date	Time (IST)
2020-21	Held through Video Conferencing, deemed venue is the Registered Office of the Company, as mentioned below	27.8.2021	12:15 p.m.
2021-22	At the Registered Office at Jaykaygram, PO- Tyre Factory, Kankroli – 313 342 (Rajasthan)	26.8.2022	11:30 p.m.
2022-23	Same as for the financial year 2021-22	3.8.2023	3:30 p.m.

Details of the Special Resolution(SR) passed: Four SRs were passed at the AGM held in the year 2021; two SRs were passed at the AGM held in the year 2022 and one SR was passed at the AGM held in the year 2023. Two SRs were also passed at the Extraordinary General Meeting of the Company held on 18<sup>th</sup> December 2023 through Video Conferencing/Other Audio Visual Means.

No SR was required to be put through postal ballot during the financial year ended 31<sup>st</sup> March 2024. There is no immediate proposal for passing any resolution through postal ballot.

### 14. Disclosure:

- (i) **Related Party Transactions:** Disclosures on materially significant related party transactions that may have potential conflict with the interests of the Company at large: **None**

Suitable disclosures as required by Ind AS 24 – Related Party Transactions have been made in the Annual Report.

All the Related Party Transactions are dealt with in accordance with the provisions of the Companies Act, 2013 and Regulation 23 of the Listing Regulations.

The Company has also formulated a policy on the materiality of Related Party Transactions and also on

dealing with Related Party Transactions. This Policy is available on the website of the Company and the weblink for the same is <http://www.jktyre.com/RPolicy.pdf>

- (ii) **Details of non-compliance by the Company, penalties, strictures imposed on the Company by Stock Exchanges or SEBI or any statutory authority, on any matter related to capital markets, during the last three years:**

There were no cases of non-compliance of any matter related to capital markets during the last three years.

- (iii) **Vigil Mechanism/Whistle-Blower Policy:** The Board of Directors of the Company has formulated Vigil Mechanism/Whistle-Blower Policy for the Directors and Employees of the Company to report their genuine concerns or grievances relating to actual or suspected fraud, unethical behaviour, violation of the Company's Code of Conduct or Ethics Policy, and any other event which would adversely affect the interests of the business of the Company. Whistle-Blowers may send their concerns/complaints to the Chairman of Audit Committee in a sealed envelope marked confidential, for appropriate action.

The details of establishment of such mechanism has been also disclosed on the website of the Company. It is affirmed that no personnel has been denied access to the Audit Committee.

- (iv) **Prevention of Sexual Harassment of Women at Workplace:** Your Company is sensitive to women employees at workplace. As required under the Sexual Harassment of Women at the Workplace (Prevention, Prohibition and Redressal) Act, 2013, the Company has a formal policy to ensure safety of women and prevention of sexual harassment and the Company has complied with provisions relating to the constitution of Internal Complaints Committee (ICC) under the said Act at its work places to redress the complaints of women employees.

During the financial year ended 31<sup>st</sup> March 2024, no complaint has been filed with ICC with allegation of Sexual Harassment. Further, there were no complaints pending as on the end of the financial year 31<sup>st</sup> March 2024.





- (v) **Disclosure of commodity price risks and commodity hedging activities:** As a part of Risk Management mechanism, the Company has identified fluctuations in commodity prices as one of the risks. To mitigate the same, the Company undertakes commodity hedging in the form of advance procurement when the prices are perceived to be low and also enters into advance buying contracts as strategic sourcing initiative in order to ensure availability of raw material and prices under check.
- (vi) **Details of utilisation of funds raised through preferential allotment or qualified institutions placement as specified under Regulation 32 (7A):** The Company has allotted 1,44,92,749 equity shares of the face value of ₹ 2/- each by way of Qualified Institutions Placement (QIP) at a price of ₹ 345/- per equity share (including a premium of ₹ 343/- per equity share) aggregating to ₹ 500 crores (approx.) to the Qualified Institutional Buyers on 23<sup>rd</sup> December 2023. Net proceeds of QIP Issue utilised up to 31<sup>st</sup> March 2024 – NIL. Pending utilisation of funds, as per Objects of the Issue, the Company has temporarily parked unutilised net QIP proceeds with a bank.
- During the financial year 2022-23, the Company raised ₹ 240 crores by allotment of 24,000 fully paid Compulsorily Convertible Debentures (carrying an interest at the rate of 6% per annum, compounded cumulatively on a quarterly basis) of the face value of ₹ 1,00,000/- each (CCDs) to International Finance Corporation, a Qualified Institutional Buyer, by way of a preferential issue on a private placement basis. Funds (Preferential Issue) utilised up to 31<sup>st</sup> March 2024 – ₹ 127.93 crores. The balance unutilised amount of ₹ 112.07 crores is parked in cash credit account of the Company.
- (vii) **Certificate:** The Company has received a certificate dated 1<sup>st</sup> May 2024 from Shri Namu Narain Agarwal, Company Secretary in Practice (FCS 234, CP No. 3331) that none of the Directors on the Board of JK Tyre & Industries Ltd. has been debarred or disqualified from being appointed or continuing as directors of the Companies by the Securities and Exchange Board of India/Ministry of Corporate Affairs or any such statutory authority.
- (viii) **Subsidiary Companies:** The financial statements, in particular, the investments made by unlisted subsidiary companies, if any, are reviewed by the Audit Committee.
- The minutes of Board Meetings of the unlisted subsidiary companies are placed at the Board Meetings of the Company. A statement of all significant transactions and arrangements entered into by the unlisted subsidiary companies, if any, are also placed at the Board Meeting of the Company.
- The Company has formulated a Policy for determining material subsidiary. The Policy is available on the website of the Company and the weblink for the same is <http://www.jktyre.com/pdms.pdf>.
- (ix) **Corporate Social Responsibility and Sustainability Committee:** The Company has a Corporate Social Responsibility Committee which has been rechristened as 'Corporate Social Responsibility and Sustainability Committee of Directors'. The Committee comprises three Directors out of which one is Independent and two are Executive Directors. The composition and the role of the Committee are in conformity with the provisions of Section 135 of the Companies Act, 2013. Two Meetings of the Committee were held during the financial year ended 31<sup>st</sup> March 2024 i.e. on 17<sup>th</sup> May 2023 and on 1<sup>st</sup> November 2023.
- Dr. Raghupati Singhania (Chairman of the Committee), Smt. Meera Shankar and Shri Arun K. Bajoria (Members) attended all the Meetings held during the said financial year.
- (x) **Dividend Distribution Policy:** The Board at its meeting held on 9<sup>th</sup> February 2017 has formulated Dividend Distribution Policy as per the requirements of the Listing Regulations. The Policy is available on the website of the Company and the weblink for the same is <https://jktyre.com/DividendDistribution.pdf>
- (xi) There were no instances where the Board had not accepted any recommendation of any Committee of the Board during the financial year ended 31<sup>st</sup> March 2024.
- (xii) **Total fees for all services paid by the Company and its subsidiaries, on a consolidated basis, to the statutory auditor and all entities in the network firm/network entity of which the statutory auditor is a part:** During the financial year ended 31<sup>st</sup> March 2024,

the Company has paid total fees for various services including statutory audit, amounting to ₹ 87.05 lakhs to the Statutory Auditor, namely - M/s. S S Kothari Mehta & Co. LLP, Chartered Accountants. No fees has been paid by any of the subsidiaries to the said Statutory Auditor. Further, no fees was paid by any of the subsidiaries or by the Company to any entity in the network firm/network entity of which the Statutory Auditor is a part.

(xiii) **Disclosure by the Company and its subsidiaries of 'Loans and advances in the nature of loans to firms/companies in which directors are interested by name and amount':** NIL

(xiv) **Details of material subsidiaries of the Company; including the date and place of incorporation and the name and date of appointment of the statutory auditors of such subsidiaries:** The Company has three material subsidiaries, namely – Cavendish Industries Ltd. (CIL), JK Tornel, S.A. de C.V. (JKTSA) and Compania Hulera Tornel, S.A. de C.V. (CHT). CIL was incorporated on 12<sup>th</sup> January 2015 in the State of West Bengal. Lodha & Co LLP, Chartered Accountants, were appointed as the Statutory Auditors of the Company on 9<sup>th</sup> September

2016. JKTSA was established on 16<sup>th</sup> April 2008 in Mexico city. Despacho Duran Silva Samano was appointed as the Statutory Auditors of JKTSA on 7<sup>th</sup> August 2023. CHT was established on 9<sup>th</sup> November 1951 in Mexico city. Despacho Duran Silva Samano was appointed as the Statutory Auditors of CHT on 7<sup>th</sup> August 2023.

## 15. Means of Communication:

Quarterly, half-yearly and annual results are published in leading English Newspapers and also in a Hindi language Newspaper (published from Rajasthan). Normally, the results are published in The Economic Times, Business Standard and Dainik Bhaskar, Udaipur, besides in certain other leading newspapers. The said results are promptly furnished to the Stock Exchanges for display on their respective websites and are also displayed on the Company's website.

The official news/press release are also furnished to the Stock Exchanges and displayed on the Company's website.

Presentations made to institutional investors or to the analysts, if any, are promptly displayed on the website of the Company.

## 16. General Shareholders Information :

(i) Registered Office:	Jaykaygram, PO - Tyre Factory, Kankroli - 313 342 (Rajasthan) Phone No.: 02952-233400/233000
(ii) Annual General Meeting (AGM) for FY 2023-24:	
(a) Date, Time & Venue:	Friday, 2 <sup>nd</sup> August 2024 at the Registered Office of the Company at 3.30 p.m. or on such other date/place as may be decided by the Board/Committee of Directors.
(b) A brief resume and other particulars of Director(s) seeking appointment or re-appointment at the aforesaid AGM are given in the Notice convening the said Meeting.	
(iii) Financial Calendar (tentative) Financial Reporting:	1 <sup>st</sup> April - 31 <sup>st</sup> March
• 1 <sup>st</sup> Quarter ending 30 <sup>th</sup> June 2024	} Within 45 days of the end of the quarter
• 2 <sup>nd</sup> Quarter ending 30 <sup>th</sup> September 2024	
• 3 <sup>rd</sup> Quarter ending 31 <sup>st</sup> December 2024	} Within 60 days of the end of the 4 <sup>th</sup> quarter
• Annual and 4 <sup>th</sup> Quarter ending 31 <sup>st</sup> March 2025	
• Annual General Meeting for the financial year 2024-25	Between July and September 2025
(iv) Dividend Payment Date:	Dividend Payment is planned within two weeks of conclusion of AGM.
(v) Date of Book Closure/Record Date:	27 <sup>th</sup> July 2024 to 2 <sup>nd</sup> August 2024 (both days inclusive). Record Date is 26 <sup>th</sup> July 2024.



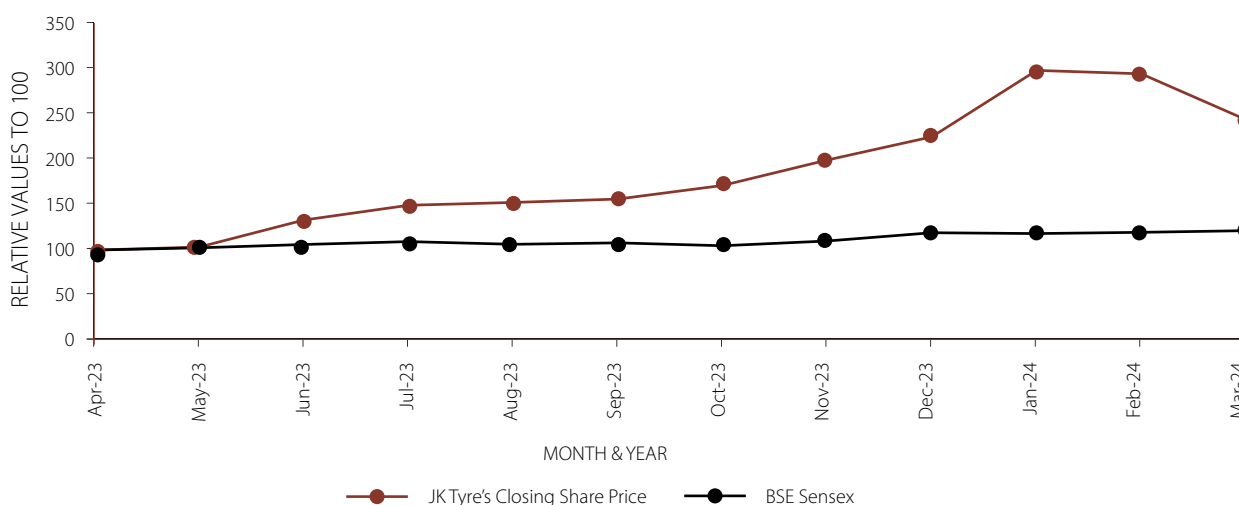
(vi) Names and addresses of Stock Exchanges where equity shares of the Company are listed:	<p>The Equity Shares of the Company are listed on the following Stock Exchanges:</p> <p>(a) BSE Ltd., Phiroze Jeejeebhoy Towers, Dalal Street, Mumbai - 400 001</p> <p>(b) National Stock Exchange of India Ltd. (NSE), Exchange Plaza, C-1, Block G, Bandra Kurla Complex, Bandra (East), Mumbai - 400 051</p> <p>The annual listing fee for the financial year 2024-25 have been paid to both the aforesaid Stock Exchanges.</p> <p>The securities of the Company are not suspended from trading.</p>
(vii) Security Code for Company's Equity Shares on Stock Exchanges and ISIN	<p>BSE – 530007</p> <p>NSE – JKTYRE</p> <p>ISIN – INE573A01042</p>

## (viii) Stock Market Price Data

Month	BSE		NSE	
	High (₹)	Low (₹)	High (₹)	Low (₹)
April-2023	181.20	153.55	181.30	153.55
May-2023	208.45	171.10	208.45	173.50
June-2023	242.85	183.25	242.90	183.20
July-2023	267.70	227.75	267.70	227.75
August-2023	286.00	251.10	286.15	251.00
September-2023	290.60	247.05	290.95	246.00
October-2023	344.00	265.15	344.00	265.00
November-2023	365.90	303.45	366.00	303.00
December-2023	406.20	342.20	406.40	342.00
January-2024	531.00	385.45	530.95	385.35
February-2024	554.35	460.00	553.95	445.00
March-2024	530.55	403.45	530.95	403.00

JK Tyre & Industries Ltd.'s (JK Tyre's) Share Performance v/s BSE Sensex (April 2023 – March 2024)

### JK Tyre's Share Performance v/s BSE Sensex



**As on 31<sup>st</sup> March 2024, the market capitalisation of the Company crossed ₹ 11,000 crores.**

(ix) Distribution of Shareholding (as on 31<sup>st</sup> March 2024):

No. of Equity Shares Held (of ₹ 2/- each)	No. of Shares		Shareholders	
	Number	% of Total	Number	% of Total
1-250	8704662	3.34	205526	90.88
251-500	4176719	1.60	10883	4.81
501-1000	4047082	1.55	5240	2.32
1001-5000	7429890	2.85	3555	1.57
5001-10000	2896526	1.11	395	0.18
10001 & above	233468750	89.55	543	0.24
<b>Total</b>	<b>260723629</b>	<b>100.00</b>	<b>226142</b>	<b>100.00</b>

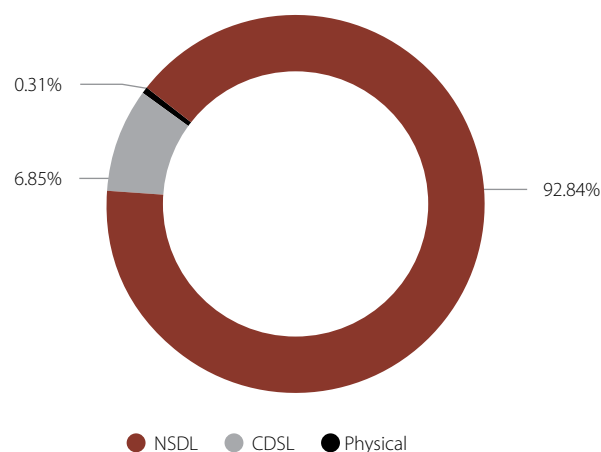
## (x) Share Transfer System

SEBI has mandated that securities of listed companies can be transferred/traded only in dematerialised form. Further, SEBI has mandated that all service requests for issue of duplicate certificate, claim from unclaimed suspense account, renewal/exchange of securities certificate, endorsement, subdivision/splitting/consolidation of certificate, transmission and transposition be also processed in dematerialised form only. The necessary forms for the above request are available on the website of the Company i.e www.jktyre.com.

In case of shares held in dematerialised form, the transfers are processed by National Securities Depository Limited (NSDL)/ Central Depository Services (India) Limited (CDSL) through the respective Depository Participants.

## (xi) Dematerialisation of Shares and Liquidity

Trading in the Equity Shares of the Company is permitted only in dematerialised form. Shareholders may dematerialise their holdings with any one of the Depositories – namely, NSDL and CDSL. The Equity Shares of the Company are actively traded on BSE and NSE. In respect of shares held in demat form, all the requests for nomination, change of address and rematerialisation, etc. are to be made only to the Depository Participant with whom the shareholders have opened their Demat Account.

Shares held in Demat Form with NSDL & CDSL and in Physical Form as on 31<sup>st</sup> March 2024

As on 31<sup>st</sup> March 2024, 99.69% of the Equity Shares are held in dematerialised form.

## (xii) Outstanding Global Depository Receipts or American Depository Receipts or Warrants or any Convertible instruments, conversion date and likely impact on equity:

The Company has allotted 24,000 fully paid Compulsorily Convertible Debentures (carrying an interest at the rate of 6% per annum, compounded cumulatively on a quarterly



basis) of the face value of ₹ 1,00,000/- each (CCDs) for an amount aggregating up to ₹ 240 crores to International Finance Corporation, a Qualified Institutional Buyer, by way of a preferential issue on a private placement basis on 20<sup>th</sup> March 2023. The CCDs shall be convertible into Equity Shares of ₹ 2 each of the Company, within a period up to 18 months from the date of allotment, at a conversion price of ₹ 180.50 for each Equity Share and the total number of Equity Shares of the Company to be issued upon conversion of the CCDs and the interest amount, taken cumulatively, shall not exceed 1,45,44,745 Equity Shares of ₹ 2/- each.

There are no outstanding GDRs/ADRs/Warrants.

(xiii) Commodity price risk or foreign exchange risk and hedging activities:

During the financial year ended 31<sup>st</sup> March 2024, the Company managed the risk of foreign exchange fluctuations and hedged to the extent considered prudent and necessary. The Company kept a close and continuous watch on the market conditions and entered into futures contracts to hedge foreign exchange exposures against imports and exports. Through a well laid Risk Management framework actions were taken for identification and mitigating the risks on day to day basis. These risks as well as plans to mitigate these risks are reviewed, evaluated and updated on regular basis.

The Company has also identified various risks involved in respect of key raw material and has drawn risk mitigation plans for the same. Natural Rubber is considered a material commodity, as its consumption constitutes more than 30% out of overall cost of raw material consumed. During the year ended 31<sup>st</sup> March 2024, the Company consumed 93,046 MT rubber, valuing ₹ 1,350 crores. The Company does not have any exposure hedged through commodity derivatives.

(xiv) Plant Locations

- (a) Jaykaygram, Rajasthan
- (b) Banmore, Madhya Pradesh
- (c) Mysuru Plant I, Karnataka
- (d) Mysuru Plant II, Karnataka
- (e) Mysuru Plant III, Karnataka
- (f) Chennai Plant, Tamil Nadu

(xv) Address for Correspondence for Share Transfer and Related Matters

1. Vice President (Legal) & Company Secretary  
JK Tyre & Industries Ltd.  
Secretarial Department  
Gulab Bhawan  
6A, Bahadur Shah Zafar Marg,  
New Delhi - 110 002  
Phone No.: 91-11- 68201262  
Fax No. : 91-11-23322059  
E-mail: investorjktyre@jkmil.com  
Website: www.jktyre.com

2. Registrar & Share Transfer Agent  
Alankit Assignments Ltd.  
4E/2, Alankit House,  
Jhandewalan Extension,  
New Delhi - 110 055 (India)  
Phone No. : 91-11-42541234  
Contact Person: Shri J.K. Singla  
E-mail: rta@alankit.com  
Website: www.alankit.com

(xvi) List of all Credit Ratings obtained by the Company alongwith revisions thereto during the financial year ended 31<sup>st</sup> March 2024, for all debt instruments of the Company or any fixed deposit programme or any scheme or proposal of the Company involving mobilisation of funds, whether in India or abroad:

A) Ratings to various facilities of the Company by CARE Ratings Ltd. are:

Facilities	At the beginning of the FY 2023-24	Revisions during the FY 2023-24	
		Revised on 12.09.2023	Revised on 14.03.2024
Long-term Bank Facilities	CARE A; Stable	CARE A+; Stable	CARE A+; Positive
Long-term/ Short-term Bank Facilities	CARE A; Stable/ CARE A1	CARE A+; Stable/ CARE A1	CARE A+; Positive/ CARE A1+
Short-term Bank Facilities	CARE A1	CARE A1	CARE A1+
FD Long-term/ Short-term Instruments	CARE A; Stable/ CARE A1	CARE A+; Stable/ CARE A1	CARE A+; Positive/ CARE A1+

B) Ratings to various facilities of the Company by India Ratings & Research Pvt. Ltd. are:

Facilities	At the beginning of the FY 2023-24	Revision during the FY 2023-24 on 16.06.2023
Long-term loans	IND A/Negative	IND A+/Stable
Fund-based and non-fund based limits	IND A/Negative/IND A1	IND A+/Stable/IND A1
Term deposits	IND A/Negative	IND A+/Stable

(xvii) This Corporate Governance Report of the Company for the financial year ended 31<sup>st</sup> March 2024 is in compliance with the requirements of Corporate Governance under the Listing Regulations, as applicable.

(xviii) Adoption of discretionary requirements specified in Part E of Schedule II of the Listing Regulations- (a) The Board: The Chairman of the Company is Executive; (b) Shareholder Rights: Half-yearly and other quarterly financial results are published in newspapers and uploaded on Company's website www.jktyre.com. At present, the half-yearly financial performance and the summary of the significant events in last six months are not sent to each household of shareholders; (c) Modified opinion(s) in audit report: The Company already has a regime of unqualified financial statements. Auditors have raised no qualification on the financial statements; (d) Separate posts of Chairperson and the Managing Director or the CEO: Dr. Raghupati Singhania is the Chairman & Managing Director of the Company. Shri Anshuman Singhania is the Managing Director/CEO of the Company; and (e) Reporting of Internal Auditor: The Head of Internal Audit of the Company administratively reports to the President (India). However, his Internal Audit Reports are placed before the Audit Committee.

(xix) The Company has complied with all the applicable requirements specified in Regulations 17 to 27 and clauses (b) to (i) of sub-regulation (2) of Regulation 46 of the Listing Regulations.

(xx) Bankers:

Bank of India	State Bank of India
Union Bank of India	The Federal Bank Ltd.
IDBI Bank Ltd.	HDFC Bank Ltd.
Indian Bank	Bank of Baroda
Punjab National Bank	

(xxi) (a) Transfer of Shares to IEPF Authority

As on 1<sup>st</sup> April 2023, the Company had 9,83,672 Equity Shares in the demat account of Investor Education and Protection Fund Authority (IEPF Authority). In accordance with the Section 124(6) of the Companies Act, 2013 read with the Investor Education and Protection Fund Authority (Accounting, Audit, Transfer and Refund) Rules, 2016, as amended (IEPFA Rules), the Company has transferred 63,441 Equity Shares to the demat account of the IEPF Authority, during the year. During the year, 9 shareholders have claimed back 3,645 Equity Shares from the IEPF Authority. As on 31<sup>st</sup> March 2024, there are 10,43,468 Equity Shares in the demat account of IEPF Authority. The details of such shareholders are available on the website of the Company. The said shares can be claimed back by the shareholders from the IEPF Authority as per the procedure laid down in the IEPFA Rules.

(b) Information in terms of Schedule V(F) of the Listing Regulations:

As on 1<sup>st</sup> April 2023, the Company had 19,295 Equity Shares, which were unclaimed by 75 Equity Shareholders. These were lying in dematerialised mode in the suspense account. Out of the above, the Company has transferred 11,015 Equity Shares, which remained unclaimed by 64 Equity Shareholders, to the demat account of IEPF Authority, during the year, as aforesaid. Further, the Company received 3 requests during the year, for dispatch of 790 Equity Shares, from the suspense account. These have since been despatched. Accordingly, as on 31<sup>st</sup> March 2024, the Company has 7,490 Equity Shares which remain unclaimed by 8 Equity Shareholders in the suspense account. The "Unclaimed Suspense Account" is held by the Company purely on behalf of the allottees and the Shares held in such Suspense Account shall not be transferred except to the allottees as and when they approach the Company.

The voting rights on these shares as detailed in para (a) and (b) above, shall remain frozen till the rightful owners of such shares claim the same.



## 17. Disclosure of certain types of Agreements binding the Company:

With reference to Clause 5A to Paragraph A of Part A of Schedule III of the Listing Regulations, there were no agreements subsisting as on the date of the notification of the said clause. Further, no Agreements/information falling under Clause 5A to Paragraph A of Part A of Schedule III of the Listing Regulations were required to be disclosed to the Stock Exchanges during the financial year ended 31<sup>st</sup> March 2024.

## 18. Declaration by the Managing Director:

It is hereby declared that all the members of the Board and the Senior Management personnel have affirmed compliance with the "Code of Conduct for Members of the Board and Senior Management of JK Tyre & Industries Ltd." during the Financial Year ended 31<sup>st</sup> March 2024.

## 19. Practicing Company Secretary's Certificate on Corporate Governance:

To,  
The Members of  
JK Tyre & Industries Limited

I have examined the compliance of the conditions of Corporate Governance by JK Tyre & Industries Limited (CIN: L67120RJ1951PLC045966) ('the Company') for the financial year ended 31<sup>st</sup> March 2024, as stipulated under Regulations 17 to 27, clauses (b) to (i) of sub-regulation (2) of Regulation 46 and paragraphs C, D and E of Schedule V of the Securities and Exchange Board of India (Listing Obligations and Disclosure Requirements) Regulations, 2015 ("SEBI Listing Regulations").

The compliance of the conditions of Corporate Governance is the responsibility of the Management of the Company. My examination was limited to the review of procedures and implementation thereof, as adopted by the Company for ensuring compliance with conditions of Corporate Governance. It is neither an audit nor an expression of opinion on the financial statements of the Company.

In my opinion and to the best of my information and according to the explanations given to me, and the representations made by the Management, I certify that the Company has complied with the conditions of Corporate Governance as stipulated in the SEBI Listing Regulations for the financial year ended on 31<sup>st</sup> March 2024.

I further state that such compliance is neither an assurance as to the future viability of the Company nor of the efficiency or effectiveness with which the Management has conducted the affairs of the Company.

This certificate is issued solely for the purpose of complying with the aforesaid Regulations. This certificate should not be used for any other purpose.

Place: New Delhi  
Date : 21<sup>st</sup> May 2024

**Namo Narain Agarwal**  
Company Secretary  
FCS 234, CP No. 3331  
UDIN: F000234F000407806

# Business Responsibility & Sustainability Report (BRSR)

## SECTION A: GENERAL DISCLOSURES

### I. Details of the listed entity

1.	Corporate Identity Number (CIN) of the Listed Entity	L67120RJ1951PLC045966
2.	Name of the Listed Entity	JK Tyre & Industries Ltd.
3.	Year of incorporation	1951
4.	Registered office address	Jaykaygram, PO - Tyre Factory, Kankroli - 313 342 (Rajasthan)
5.	Corporate address	3, Bahadur Shah Zafar Marg, New Delhi- 110 002
6.	E-mail	investorjkyre@jkmail.com
7.	Telephone	02952-233400/ 233000
8.	Website	www.jktyre.com
9.	Financial year for which reporting is being done	2023-24
10.	Name of the Stock Exchange(s) where shares are listed	BSE Ltd. and National Stock Exchange of India Ltd.
11.	Paid-up Capital	₹ 52.14 Crores
12.	Name and contact details (telephone, email address) of the person who may be contacted in case of any queries on the BRSR report	Shri Arun K. Bajoria Director & President- International Tel. Number: +91 11 68201106 Email id: akbajoria@jkmail.com
13.	Reporting boundary - Are the disclosures under this report made on a standalone basis (i.e. only for the entity) or on a consolidated basis (i.e. for the entity and all the entities which form a part of its consolidated financial statements, taken together).	The disclosures under this report are made on a standalone basis.
14.	Name of assurance provider	BSI India
15.	Type of assurance obtained	Reasonable assurance

### II. Products/services

16. Details of business activities (*accounting for 90% of the turnover*):

S. No.	Description of Main Activity	Description of Business Activity	% of Turnover of the entity
1.	Manufacturing	Manufacturing and Sale of Automotive Tyres, Tubes & Flaps and ancillary services	99.65%

17. Products/Services sold by the entity (*accounting for 90% of the entity's Turnover*):

S. No.	Product/Service	NIC Code	% of Total Turnover contributed
1.	Automotive Tyres, Tubes and Flaps	22111 * * As per National Industrial Classification (2008)	99.65%

### III. Operations

18. Number of locations where plants and/or operations/offices of the entity are situated:

Location	Number of plants	Number of offices	Total
National	6 (at 4 locations)	181	187
International	3*	3	6

\* The company has 3 plants in Mexico through its subsidiary - JK Ternel, S.A. de C.V. Mexico





## 19. Markets served by the entity:

## a. Number of locations

Locations	Number
National (No. of States)	29 States / PAN India
International (No. of Countries)	100+ Countries

## b. What is the contribution of exports as a percentage of the total turnover of the entity ?

Exports from India – ₹ 1,419 Crores

% to Total Turnover – 13.71%

## c. A brief on types of customers:

Company serves Automobile Original Equipment Manufacturers (OEMs), Truck fleets, Smart fleet buses including State transport undertakings, Cars- Private owned/fleets, Farm equipment, Earthmovers, Construction equipment, 2-3wheeler makers, Replacement markets and also Exports its products.

**IV. Employees**

## 20. Details as at the end of Financial Year:

## a. Employees and workers (including differently abled):

S. No.	Particulars	Total (A)	Male		Female	
			No. (B)	% (B / A)	No. (C)	% (C / A)
<b>EMPLOYEES</b>						
1.	Permanent (D)	1921	1870	97.35%	51	2.65%
2.	Other than Permanent (E)	312	309	99.04%	3	0.96%
<b>3.</b>	<b>Total employees (D + E)</b>	<b>2233</b>	<b>2179</b>	<b>97.58%</b>	<b>54</b>	<b>2.42%</b>
<b>WORKERS</b>						
4.	Permanent (F)	3760	3754	99.84%	6	0.16%
5.	Other than Permanent (G)	6068	5974	98.45%	94	1.55%
<b>6.</b>	<b>Total Workers (F + G)</b>	<b>9828</b>	<b>9728</b>	<b>98.98%</b>	<b>100</b>	<b>1.02%</b>

## b. Differently abled Employees and workers:

S. No.	Particulars	Total (A)	Male		Female	
			No. (B)	% (B / A)	No. (C)	% (C / A)
<b>DIFFERENTLY ABLED EMPLOYEES</b>						
1.	Permanent (D)	1921	2	0.10%	-	-
2.	Other than Permanent (E)	312	0	0%	-	-
<b>3.</b>	<b>Total differently abled employees (D + E)</b>	<b>2233</b>	<b>2</b>	<b>0.09%</b>	<b>-</b>	<b>-</b>
<b>DIFFERENTLY ABLED WORKERS</b>						
4.	Permanent (F)	3760	8	0.21%	-	-
5.	Other than permanent (G)	6068	0	0%	-	-
<b>6.</b>	<b>Total differently abled workers (F + G)</b>	<b>9828</b>	<b>8</b>	<b>0.08%</b>	<b>-</b>	<b>-</b>

## 21. Participation/Inclusion/Representation of women

	Total (A)	No. and percentage of Females	
		No. (B)	% (B / A)
Board of Directors	11	2	18.18%
Key Management Personnel*	6	0	NIL

\* including three Executive Directors

## 22. Turnover rate for permanent employees and workers

(Disclose trends for the past 3 years)

	FY 2023-24 (Turnover rate in current FY)			FY 2022-23 (Turnover rate in previous FY)			FY 2021-22 (Turnover rate in the year prior to the previous FY)		
	Male	Female	Total	Male	Female	Total	Male	Female	Total
<b>Permanent Employees</b>	276 (14.4%)	4 (0.2%)	280 (14.6%)	258 (13.1%)	9 (0.46%)	267 (13.6%)	199 (9.4%)	7 (0.3%)	206 (9.7%)
<b>Permanent Workers</b>	64 (1.7%)	-	64 (1.7%)	71 (1.8%)	-	71 (1.8%)	161 (4.4%)	-	161 (4.4%)

## V. Holding, Subsidiary and Associate Companies (including joint ventures)

## 23. (a) Names of holding / subsidiary / associate companies / joint ventures

S. No	Name of the holding/subsidiary/ associate companies/ joint venture (A)	Indicate whether Holding/Subsidiary/ Associate/ Joint Venture	% of shares held by listed entity @	Does the entity indicated at column A participate in the Business Responsibility initiatives of the listed entity? (Yes/No)
1	J.K. International Ltd.	Subsidiary	100%	These are foreign entities. Hence, they follow the laws of their respective countries/ regions
2	J.K. Asia Pacific Ltd.	Subsidiary	100%	
3	J.K. Asia Pacific (S) Pte. Ltd.	Subsidiary	100%	
4	3D Innovations Pvt. Ltd.	Subsidiary	100%	NO
5	Cavendish Industries Ltd.	Subsidiary	87.48%	YES
6	Lankros Holdings Ltd.	Subsidiary	100%	These are foreign entities. Hence, they follow the laws of their respective countries/ regions
7	Sarvi Holdings Switzerland AG	Subsidiary	100%	
8	JKTornel, S.A. de C.V.	Subsidiary	99.98%	
9	Comercializadora América Universal, S.A. de C.V	Subsidiary	99.98%	
10	Compañía Hulera Tacuba, S.A. de C.V.	Subsidiary	99.98%	
11	Compañía Hulera Tornel, S.A. de C.V.	Subsidiary	99.98%	
12	Compañía Inmobiliaria Norida, S.A. de C.V.	Subsidiary	99.98%	
13	General de Inmuebles Industriales, S.A. de C.V	Subsidiary	99.98%	
14	Gintor Administración, S.A. de C.V.	Subsidiary	99.98%	
15	Hules Y Procesos Tornel, S.A. de C.V.	Subsidiary	99.98%	
16	Valiant Pacific LLC	Associate	49%	
17	Western Tire Holdings, Inc.	Associate	40%	
18	Western Tires, Inc.	Associate	40%	



S. No	Name of the holding/subsidiary/ associate companies/ joint venture (A)	Indicate whether Holding/Subsidiary/ Associate/ Joint Venture	% of shares held by listed entity @	Does the entity indicated at column A participate in the Business Responsibility initiatives of the listed entity? (Yes/No)
19	Hari Shankar Singhania Elastomer and Tyre Research Institute#	Associate	24%	YES
20	Dwarkesh Energy Ltd.	Associate	35% (OCCRPS -33.33% **)	NO
21	Treel Mobility Solutions Pvt. Ltd.	Associate	26%	YES

Note: Bengal & Assam Company Ltd. (BACL) was the holding company of the Company. Owing to increase in the capital pursuant to the Qualified Institutions Placement, the shareholding of BACL came down from 52.80% to 49.86% and accordingly, the Company ceased to be a subsidiary of BACL effective 23<sup>rd</sup> December 2023. There is no participation of BACL in the Business Responsibility initiatives of the Company.

@ Percentage of shares held represents aggregate % of shares held by the Company and/or its subsidiaries, wherever applicable.

\*\* OCCRPS - Optionally Convertible Cumulative Redeemable Preference Shares.

# Hari Shankar Singhania Elastomer and Tyre Research Institute, is an approved Scientific and Research Institute which cannot distribute Equity Dividend to its shareholders being a Company licensed under Section 25 of the Companies Act, 1956.

## VI. CSR Details

24. (i) Whether CSR is applicable as per section 135 of Companies Act, 2013: **YES**✓  
(ii) Turnover (in ₹) – ₹ 10,349 crores  
(iii) Net worth (in ₹) – ₹ 3,896 crores

## VII. Transparency and Disclosures Compliances

25. Complaints/Grievances on any of the principles (Principles 1 to 9) under the National Guidelines on Responsible Business Conduct:

Stakeholder group from whom complaint is received	Grievance Redressal Mechanism in Place (Yes/No) (If Yes, then provide web-link for grievance redress policy)	FY 2023-24 Current Financial Year			FY 2022-23 Previous Financial Year		
		Number of complaints filed during the year	Number of complaints pending resolution at close of the year	Remarks	Number of complaints filed during the year	Number of complaints pending resolution at close of the year	Remarks
Communities	Yes <a href="http://www.jktyre.com">www.jktyre.com</a>	NIL	NIL	N.A.	NIL	NIL	N.A.
Investors (other than shareholders)	-	NIL	NIL	N.A	NIL	NIL	N.A
Shareholders	Yes ** <a href="http://www.jktyre.com">www.jktyre.com</a>	NIL	NIL	**	2	NIL	**
Employees and workers	Yes #	NIL	NIL	-	NIL	NIL	-
End Customers	Yes <a href="https://jktyre.com/feedback.aspx">https://jktyre.com/feedback.aspx</a>	1731	NIL	-	1903	NIL	-
Value Chain Partners	Yes # <a href="http://www.jktyre.com">www.jktyre.com</a>	N.A.	N.A.	N.A.	N.A.	N.A.	N.A.
Other	-	N.A.	N.A.	N.A.	N.A.	N.A.	N.A.

\*\* The Company has a dedicated Manager level employee who regularly keeps a track of the complaints received from shareholders and promptly responds (say 2 to 3 days) to the complainant to ensure that the complaint is resolved immediately to the satisfaction of the shareholder without any delay. All the complaints of shareholders received during a quarter, if any and actions taken thereon are placed before a Board Level Committee, constituted under Regulation 20 of the SEBI (Listing Obligations and Disclosure Requirements) Regulations, 2015 and Section 178 of the Companies Act, 2013.

# Each plant location has dedicated employee Grievance redressal mechanism with easy access up to worker level.

# For Value chain channel partners – “Dealer complaint redressal system”- 9311289888 & Email- Dealercomplaint@jkmail.com

## 26. Overview of the entity's material responsible business conduct issues:

Please indicate material responsible business conduct and sustainability issues pertaining to environmental and social matters that present a risk or an opportunity to your business, rationale for identifying the same, approach to adapt or mitigate the risk along with its financial implications, as per the following format

S. No.	Material issue identified	Indicate whether risk or opportunity (R/O)	Rationale for identifying the risk/ opportunity	In case of risk, approach to adapt or mitigate	Financial implications of the risk or opportunity (Indicate positive or negative implications)
Refer the "Materiality Section" of the Integrated Annual report 2023-24					

## SECTION B: MANAGEMENT AND PROCESS DISCLOSURES

This section is aimed at helping businesses demonstrate the structures, policies and processes put in place towards adopting the NGRBC Principles and Core Elements.

Disclosure Questions	P1	P2	P3	P4	P5	P6	P7	P8	P9
Policy and management processes									
1. a. Whether your entity's policy/policies cover each principle and its core elements of the NGRBCs. (Yes/No)	Y	Y	Y	Y	Y	Y	Y	Y	Y
b. Has the policy been approved by the Board? (Yes/No)	Y	Y	Y	Y	Y	Y	Y	Y	Y
c. Web Link of the Policies, if available	Y	Y	Y	Y	Y	Y	Y	Y	Y
2. Whether the entity has translated the policy into procedures. (Yes / No)	Y	Y	Y	Y	Y	Y	Y	Y	Y
3. Do the enlisted policies extend to your value chain partners? (Yes/No)	Y	Y	Y	Y	Y	Y	Y	Y	Y
4. Name of the national and international codes/certifications/ labels/ standards (e.g. Forest Stewardship Council, Fairtrade, Rainforest Alliance, Trustea) standards (e.g. SA 8000, OHSAS, ISO, BIS) adopted by your entity and mapped to each principle.	IATF 16949, SA 8000, ISO 22301	ISO 45001, ISO 14001, ISO 50001	ISO 45001, SA 8000, British Safety Council	IATF 16949	SA 8000	ISO 14001, Green Co Rating, British Safety Council FSES System	SA 8000, ISO 22301	ISO 14001, Report- ing as per GRI Require- ments	IATF 16949
5. Specific commitments, goals and targets set by the entity with defined timelines, if any.	At JK Tyre, we prioritize setting annual goals and targets, along with periodically establishing specific commitments. As part of our commitment to sustainability, we have identified specific targets related to sustainability and are currently in the process of defining timelines to achieve carbon neutrality. JK Tyre has always believed process based Quality Management. The company is working TQM journey for Business excellence. There is a continuous drive across the organization which has enabled significant gains improvement in the domain of Productivity, Quality, Cost & Delivery. Sustainable business growth coupled with consistent product performance has enhanced the confidence and engagement of all our stakeholders.								
6. Performance of the entity against the specific commitments, goals and targets along-with reasons in case the same are not met.	Annual performance reviews for identified Key Performance Indicators (KPIs) are conducted by the Top Management during Business Review meetings. These reviews serve as a platform to assess organizational performance, identify areas for improvement, and provide guidance for enhancing performance. The process ensures alignment of strategic direction and the achievement of desired outcomes at JK Tyre.								



### Governance, leadership and oversight

7. Statement by director responsible for the business responsibility report, highlighting ESG related challenges, targets and achievements.

**Reply:** We at JK Tyre are committed to inclusive growth objectives as targeted through UN Sustainable development goals. We as a responsible corporate citizen continue to strive for improving our performance towards environmental and social impacts while maintaining focus on economic development.

8. Details of the highest authority responsible for implementation and oversight of the Business Responsibility policy (ies).

Shri Arun K. Bajoria  
Director & President – International  
DIN: 00026540

9. Does the entity have a specified Committee of the Board/ Director responsible for decision making on sustainability related issues? (Yes / No). If yes, provide details.

The Corporate Social Responsibility & Sustainability Committee of the Board of Directors is responsible for implementation of BR policies. The Committee comprises of the following Directors:

Name	DIN	Designation
Dr. Raghupati Singhania, Chairman of the Committee	00036129	Chairman & Managing Director
Smt. Meera Shankar, Member	06374957	Independent Director
Shri Arun K. Bajoria, Member	00026540	Director & President-International

10. Details of Review of NGRBCs by the Company:

Subject for Review	Indicate whether review was undertaken by Director / Committee of the Board/ Any other Committee									Frequency (Annually/ Half yearly/ Quarterly/ Any other – please specify)								
	P1	P2	P3	P4	P5	P6	P7	P8	P9	P1	P2	P3	P4	P5	P6	P7	P8	P9
Performance against above policies and follow up action	Performance review of selected Key Performance Indicators are conducted by Director -Manufacturing at defined frequency.									Review frequency of all the KPIs are defined (IATF, ISO 14001, ISO 45001, ISO 50001 – Monthly) (Direct GHG emissions – Quarterly, Indirect GHG Emissions - Annually), (SA 8000 – Half yearly)								
Compliance with statutory requirements of relevance to the principles, and, rectification of any non-compliances	Compliance review of statutory requirements are being done by Top Management including rectification of Non Compliances									Monthly Report to Top Management by Plant Head for all statutory compliance.								

11. Has the entity carried out independent assessment/ evaluation of the working of its policies by an external agency? (Yes/No). If yes, provide name of the agency.

P1	P2	P3	P4	P5	P6	P7	P8	P9
IATF & ISO 22301 by DNV & SA 8000 by BSI- India	ISO 45001 & ISO 14001 by DNV & ISO 14064 & ISO 50001 by BSI India	SA 8000 by BSI-India & ISO 45001 by DNV	IATF 16949 by DNV & SA 8000 by BSI- India	SA 8000 by BSI India	ISO 14001 by DNV, Green Co by CII & FSES System by British Safety Council	SA 8000 & Reporting as per GRI requirements by BSI- India	ISO 22301 by DNV	IATF 16949 by DNV

12. If answer to question (1) above is “No” i.e. not all Principles are covered by a policy, reasons to be stated:

Questions	P 1	P 2	P 3	P 4	P 5	P 6	P 7	P 8	P 9
The entity does not consider the Principles material to its business (Yes/No)	-	-	-	-	-	-	-	-	-
The entity is not at a stage where it is in a position to formulate and implement the policies on specified principles (Yes/No)	-	-	-	-	-	-	-	-	-
The entity does not have the financial or/human and technical resources available for the task (Yes/No)	-	-	-	-	-	-	-	-	-
It is planned to be done in the next financial year (Yes/No)	-	-	-	-	-	-	-	-	-
Any other reason (please specify)	-	-	-	-	-	-	-	-	-

## SECTION C: PRINCIPLE WISE PERFORMANCE DISCLOSURE

This section is aimed at helping entities demonstrate their performance in integrating the Principles and Core Elements with key processes and decisions. The information sought is categorized as “Essential” and “Leadership”. While the essential indicators are expected to be disclosed by every entity that is mandated to file this report, the leadership indicators may be voluntarily disclosed by entities which aspire to progress to a higher level in their quest to be socially, environmentally and ethically responsible.

### PRINCIPLE 1 Businesses should conduct and govern themselves with integrity, and in a manner that is Ethical, Transparent and Accountable.

#### Essential Indicators

1. Percentage coverage by training and awareness programmes on any of the Principles during the financial year:

Segment	Total number of training and awareness programmes held	Topics / principles covered under the training and its impact	% age of persons in respective category covered by the awareness programmes
Board of Directors	4	a) New Product Development * <sup>1</sup> b) Capacity Expansion* <sup>2</sup> c) Journey for turnaround of its Plant* <sup>3</sup> d) Awareness Program - Interaction with Senior Management* <sup>4</sup>	87.23%
Key Managerial Personnel	4	a) New Product Development * <sup>1</sup> b) Capacity Expansion* <sup>2</sup> c) Journey for turnaround of its Plant* <sup>3</sup> d) Awareness Program - Interaction with Senior Management* <sup>4</sup>	100%
Employees other than BoD and KMPs	186	SA8000, Code of Conduct, VMV, Safety Awareness, Health Awareness, First-Aid, Fire Fighting, Communication & Collaboration, Integrity, Human Rights, Self Defense	75%
Workers	120	SA8000, Code of Conduct, VMV, Safety Awareness, Fire Fighting, POSH Awareness, Integrity, Human Rights, Well-being, Behavioral based Safety	47%

\*1. Focus on development of new products in a manner that is sustainable and safe.

\*2. Update on capacity expansion with focus to promote inclusive growth and equitable development.

\*3. Company's Journey of 25 years for turnaround of one of its plants with emphasis on promoting the well-being of its employees.

\*4. Business should be conducted with integrity, and in a manner that is ethical, transparent and accountable.



2. Details of fines / penalties /punishment/ award/ compounding fees/ settlement amount paid in proceedings (by the entity or by directors / KMPs) with regulators/ law enforcement agencies/ judicial institutions, in the financial year, in the following format (Note: the entity shall make disclosures on the basis of materiality as specified in Regulation 30 of SEBI (Listing Obligations and Disclosure Requirements) Regulations, 2015 and as disclosed on the entity's website):

Monetary					
	NGRBC Principle	Name of the regulatory/ enforcement agencies/ judicial institutions	Amount (In INR)	Brief of the Case	Has an appeal been preferred? (Yes/No)
Penalty/ Fine*	-	-	-	-	-
Settlement	-	-	-	-	-
Compounding Fee	-	-	-	-	-

Non-Monetary					
	NGRBC Principle	Name of the regulatory/ enforcement agencies/ judicial institutions	Brief of the Case	Has an appeal been preferred? (Yes/No)	
Imprisonment	-	-	-	-	-
Punishment	-	-	-	-	-

\* The Competition Commission of India ("CCI") on 2<sup>nd</sup> February 2022 had released an Order dated 31<sup>st</sup> August 2018 for alleged contravention of provisions of the Competition Act, 2002 against the Company, certain other Tyre manufacturers and Automotive Tyre Manufacturers Association. CCI had imposed a penalty of ₹ 309.95 crores on the Company. The Company had filed an Appeal before the Hon'ble National Company Law Appellate Tribunal against the said CCI Order. The NCLAT, through an order dated 1<sup>st</sup> December 2022, has disposed of the aforementioned appeal, after taking note of the multiple errors in the said CCI Order dated 31<sup>st</sup> August 2018, and remanded the matter back to the CCI, to re-examine the matter on merits and also to consider reviewing the penalty (if violation is established) in accordance with the provisions of the Competition Act. CCI has since filed an appeal before Hon'ble Supreme Court of India against the said NCLAT Order. Based on legal advice, the Company continues to believe that it has a strong case, and accordingly, no provision has been made in the accounts. The Company strongly reiterates that there has been no wrongdoing on the part of the Company and reassures all the stakeholders that the Company has never indulged in or was part of any cartel or undertook any anti-competitive practices.

3. Of the instances disclosed in Question 2 above, details of the Appeal/ Revision preferred in cases where monetary or non-monetary action has been appealed.

Case Details	Name of the regulatory/ enforcement agencies/ judicial institutions
Please refer to the Note in the preceding Para no. 2	

4. Does the entity have an anti-corruption or anti-bribery policy? If yes, provide details in brief and if available, provide a web-link to the policy.

**Reply:** Yes, we do have a policy. In addition, the required steps to ensure proper reporting of such incidents have been given in Vigil / Whistle blower policy.

5. Number of Directors/KMPs/employees/workers against whom disciplinary action was taken by any law enforcement agency for the charges of bribery/ corruption:

	FY 2023-24 (Current Financial Year)	FY 2022-23 (Previous Financial Year)
Directors	NIL	NIL
KMPs	NIL	NIL
Employees	NIL	NIL
Workers	NIL	NIL

## 6. Details of complaints with regard to conflict of interest:

	FY 2023-24 (Current Financial Year)		FY 2022-23 (Previous Financial Year)	
	Number	Remarks	Number	Remarks
Number of complaints received in relation to issues of Conflict of Interest of the Directors	NIL	N.A.	NIL	N.A.
Number of complaints received in relation to issues of Conflict of Interest of the KMPs	NIL	N.A.	NIL	N.A.

7. Provide details of any corrective action taken or underway on issues related to fines / penalties / action taken by regulators/ law enforcement agencies/ judicial institutions, on cases of corruption and conflicts of interest. - **NIL**

## 8. Number of days of accounts payables (Accounts payable \*365) / Cost of goods/services procured) in the following format:

	FY 2023-24 (Current Financial Year)	FY 2022-23 (Previous Financial Year)
Number of days of accounts payables*	64.2 days	66.7 days

\* above calculation is based on average trade payables

## 9. Open-ness of business

Provide details of concentration of purchases and sales with trading houses, dealers, and related parties along-with loans and advances & investments, with related parties, in the following format:

Parameter	Metrics	FY2023-24 (Current Financial Year)	FY2022-23 (Current Financial Year)
Concentration of Purchases	a. Purchases from trading houses as % of total purchases	N.A.	N.A.
	b. Number of trading houses where purchases are made from	N.A.	N.A.
	c. Purchases from top 10 trading houses as % of total purchases from trading houses	N.A.	N.A.
Concentration of Sales*	a. Sales to dealers / distributors as % of total sales	82% - Dealers 5% - Distributors	82% - Dealers 6% - Distributors
	b. Number of dealers / distributors to whom sales are made	6699 - Dealers 377 - Distributors	6952 - Dealers 456 - Distributors
	c. Sales to top 10 dealers / distributors as % of total sales to dealers / distributors	6.3% - Dealers 26% - Distributors	6% - Dealers 18% - Distributors
Share of RPTs in	a. Purchases (Purchases with related parties / Total Purchases)**	12.56%	14.07%
	b. Sales (Sales to related parties / Total Sales)	11.15%	9.79%
	c. Loans & advances (Loans & advances given to related parties / Total loans & advances)	N.A.	N.A.
	d. Investments (Investments in related parties / Total Investments made)	N.A.	N.A.

\* Sales in replacement market only (not including exports and OEM)

\*\* Purchases includes only purchase of goods and excludes capital items and services.





### Leadership Indicators

1. Awareness programmes conducted for value chain partners on any of the Principles during the financial year:

Total number of awareness programmes held	Topics / principles covered under the training	%age of value chain partners covered (by value of business done with such partners) under the awareness programmes
Suppliers – 19	Principle 1-9	More than 75%
Dealers – 28	Principle 1-9	More than 50%

2. Does the entity have processes in place to avoid/ manage conflict of interests involving members of the Board? **(Yes/No)** If Yes, provide details of the same.

**Reply:** Yes, we do have a process in place which is governed by the “Code of Conduct for Members of the Board and Senior Management” of JK Tyre & Industries Ltd. Web link to the same is: <http://www.jktyre.com/codeofconduct.aspx>

### PRINCIPLE 2 Businesses should provide goods and services in a manner that is sustainable and safe

#### Essential Indicators

1. Percentage of R&D and capital expenditure (capex) investments in specific technologies to improve the environmental and social impacts of product and processes to total R&D and capex investments made by the entity, respectively.

	FY 2023-24 (Current Financial Year)	FY 2022-23 (Previous Financial Year)	Details of improvements in environmental and social impacts
R&D	39%	46%	Lower RRC, more fuel efficient tyres leads to more environment friendly tyres.
Capex*	6%	21%	

\* Maintenance capex

2. a. Does the entity have procedures in place for sustainable sourcing? (Yes/No)  
**Reply:** Yes, we do we have a sustainable procurement policy & the same is available on our website.
- b. If yes, what percentage of inputs were sourced sustainably?  
**Reply:** 47.1% of our input material (by weight) & 43.5% (by value) is sustainable and all our procurement processes are 99% sustainable.

3. Describe the processes in place to safely reclaim your products for reusing, recycling and disposing at the end of life, for (a) Plastics (including packaging) (b) E-waste (c) Hazardous waste and (d) other waste.

**Reply:** We at JK Tyre, are certified by an Independent 3<sup>rd</sup> party (BIS) as “Zero waste to landfill” facilities. All the plastic waste, E-waste, hazardous waste and other wastes are disposed in accordance with Pollution Control Board (PCB) Guidelines. As a process, all waste generated at different locations at plants is aggregated at 1 central location, it is Inventorized and disposed according to State PCB guidelines.

4. Whether Extended Producer Responsibility (EPR) is applicable to the entity’s activities (Yes / No). If yes, whether the waste collection plan is in line with the Extended Producer Responsibility (EPR) plan submitted to Pollution Control Boards? If not, provide steps taken to address the same.

**Reply:** Yes, EPR is applicable to the entity’s activities. EPR as a subject is being addressed in the country for “End of Life Tyre” (ELT) by Ministry of Environment, Forest & Climate Change (MOEFCC), Govt of India (GOI). Recently, for the Indian market, the Ministry has issued a notification regarding ELT management which governs the disposal & recycling of end-of-life tyres in an environment friendly manner. The Tyre Industry is required to procure EPR certificate from approved recyclers which is not yet available in adequate quantity. Company is working towards mitigating the impact of the same. Also, JK Tyre, being a member of ATMA and ITTAC, which are represented in the forum for addressing EPR, is actively participating in the discussions with the Govt. of India.

### Leadership Indicators

1. Has the entity conducted Life Cycle Perspective / Assessments (LCA) for any of its products (for manufacturing industry) or for its services (for service industry)? If yes, provide details in the following format:

**Reply:** Yes, we have conducted "Life cycle assessment" of our products i.e. Tyres. As a mobility product and as a safety product, the assessment of various categories of our Tyres like Truck/Bus Radial, Truck/Bus Bias, PCR etc. are done for its efficacy and adequacy and a large number of sample reference tyres are also evaluated for LCA on a regular basis.

NIC Code	Name of Product/Service	% of total Turnover contributed	Boundary for which the Life Cycle Perspective / Assessment was conducted	Whether conducted by independent external agency (Yes/No)	Results communicated in public domain (Yes/No) If yes, provide the web-link.
C22	10.00-20 16 PR JET R MILES	2.13%	Cradle to Grave	Yes	No
C22	215/60 R17_UX ROYALE_96 H TL	1%	Cradle to Grave	Yes	No
C22	7.00R15_STEELKING_12PR_L_TT	4.07%	Cradle to Grave	Yes	No
C22	165/70 R14_VECTRA_81_S_TL	0.0012%	Cradle to Grave	Yes	No
C22	165/80 R14_TAXIMAX_85 STL	0.45%	Cradle to Grave	Yes	No
C22	10.00-20_JET XTRA XLM_16PR_J_TT	1.33%	Cradle to Grave	Yes	No
C22	10.00R20_JUH5_16PR_K_TT	0.55%	Cradle to Grave	Yes	No
C22	175/65R14 Vectra 82 T TL HONDA 2UA	0.45%	Cradle to Grave	Yes	No
C22	145/80R13_Ultima Neo NextGen_75S_4Rib_TL	0.13%	Cradle to Grave	Yes	No

2. If there are any significant social or environmental concerns and/or risks arising from production or disposal of your products / services, as identified in the Life Cycle Perspective / Assessments (LCA) or through any other means, briefly describe the same along with action taken to mitigate the same.

Name of Product/ Services	Description of the risk / Concern	Action Taken
Tyre, Tube & Flap	Wrong usage of Waste / End of Life Tyre (ELT)	Handling through Approved Vendors

3. Percentage of recycled or reused input material to total material (by value) used in production (for manufacturing industry) or providing services (for service industry).

Indicate input material	Recycled or re-used input material to total material	
	FY 2023-24 Current Financial Year	FY 2022-23 Previous Financial Year
Reclaimed, Reprocessed, De-Vulcanized & Crumb Rubber	0.3% by Value 0.9% by Weight	0.3% by Value 0.8% by Weight

4. Of the products and packaging reclaimed at end of life of products, amount (in metric tonnes) reused, recycled, and safely disposed, as per the following format:

	FY 2023-24 Current Financial Year			FY 2022-23 Previous Financial Year		
	Re-Used	Recycled	Safely Disposed	Re-Used	Recycled	Safely Disposed
Plastics (including packaging)	-	89.02	1600.8	-	58.64	1455.6
E-waste	-	-	17.2	-	-	8.8
Hazardous waste	-	-	662.8	-	-	583.1
Other waste	-	-	8810.2	-	-	9778.9

5. Reclaimed products and their packaging materials (as percentage of products sold) for each product category.

Indicate product category	Reclaimed products and their packaging materials as % of total products sold in respective category
Commercial Tyres (Re-tread)	12.05%



### PRINCIPLE 3 Businesses should respect and promote the well-being of all employees, including those in their value chains

#### Essential Indicators

1. a. Details of measures for the well-being of employees:

Category	Total (A)	% of employees covered by									
		Health insurance		Accident insurance		Maternity benefits		Paternity Benefits		Day Care facilities	
		Number (B)	% (B / A)	Number (C)	% (C / A)	Number (D)	% (D / A)	Number (E)	% (E / A)	Number (F)	% (F / A)
<b>Permanent employees</b>											
Male	1870	1870	100%	1870	100%	NA	NA	-	-	-	-
Female	51	51	100%	51	100%	51	100%	-	-	-	-
<b>Total</b>	<b>1921</b>	<b>1921</b>	<b>100%</b>	<b>1921</b>	<b>100%</b>	<b>51</b>	<b>100%</b>	-	-	-	-
<b>Other than Permanent employees</b>											
Male	309	309	100%	309	100%	NA	NA	-	-	-	-
Female	3	3	100%	3	100%	3	100%	-	-	-	-
<b>Total</b>	<b>312</b>	<b>312</b>	<b>100%</b>	<b>312</b>	<b>100%</b>	<b>3</b>	<b>100%</b>	-	-	-	-

b. Details of measures for the well-being of workers:

Category	Total (A)	% of employees covered by									
		Health insurance		Accident insurance		Maternity benefits		Paternity Benefits		Day Care facilities	
		Number (B)	% (B / A)	Number (C)	% (C / A)	Number (D)	% (D / A)	Number (E)	% (E / A)	Number (F)	% (F / A)
<b>Permanent employees</b>											
Male	3754	2027	54%	2507	66.8%	NA	-	-	-	-	-
Female	6	4	66.7%	1	16.7%	6	100%	-	-	-	-
<b>Total</b>	<b>3760</b>	<b>2031</b>	<b>54.01%</b>	<b>2508</b>	<b>66.70%</b>	<b>6</b>	<b>100%</b>	-	-	-	-
<b>Other than Permanent employees</b>											
Male	5974	1517	25.4%	3689	61.7%	NA	-	-	-	-	-
Female	94	26	27.7%	27	28.7%	94	100%	-	-	-	-
<b>Total</b>	<b>6068</b>	<b>1543</b>	<b>25.4%</b>	<b>3716</b>	<b>61.2%</b>	<b>94</b>	<b>100%</b>	-	-	-	-

c. Spending on measures towards well-being of employees and workers (including permanent and other than permanent) in the following format –

	FY 2023-24 Current Financial Year	FY 2022-23 Previous Financial Year
Cost incurred on well- being measures as a % of total revenue of the Company	0.3%	0.3%

2. Details of retirement benefits, for Current FY and Previous Financial Year.

Benefits	FY 2023-24 Current Financial Year			FY 2022-23 Previous Financial Year		
	No. of employees covered as a % of total employees	No. of workers covered as a % of total workers	Deducted and deposited with the authority (Y/N/N.A.)	No. of employees covered as a % of total employees	No. of workers covered as a % of total workers	Deducted and deposited with the authority (Y/N/N.A.)
PF	100%	100%	Y	100%	100%	Y
Gratuity	100%	100%	Y	100%	100%	Y
ESI	As per Act	As per Act	Y	As per Act	As per Act	Y
Others	N.A	N.A	N.A	N.A	N.A	N.A

### 3. Accessibility of workplaces:

Are the premises / offices of the entity accessible to differently abled employees and workers, as per the requirements of the Rights of Persons with Disabilities Act, 2016? If not, whether any steps are being taken by the entity in this regard.

**Reply:** Yes, all the premises/offices are accessible in line with Disabilities Act 2016.

### 4. Does the entity have an equal opportunity policy as per the Rights of Persons with Disabilities Act, 2016? If so, provide a web-link to the policy.

**Reply:** JK Tyre is committed to being an equal opportunity employer and ensures an inclusive workplace for all. Web link: [https://jktyre.com/PDF\\_Corporate\\_Policy.pdf](https://jktyre.com/PDF_Corporate_Policy.pdf)

### 5. Return to work and Retention rates of permanent employees and workers that took parental leave.

Gender	Permanent employees		Permanent workers	
	Return to work rate	Retention rate	Return to work rate	Retention rate
Male	N.A.	N.A.	N.A.	N.A.
Female	N.A.	N.A.	N.A.	N.A.
<b>Total</b>	<b>N.A.</b>	<b>N.A.</b>	<b>N.A.</b>	<b>N.A.</b>

### 6. Is there a mechanism available to receive and redress grievances for the following categories of employees and worker? If yes, give details of the mechanism in brief.

	Yes/No (If Yes, then give details of the mechanism in brief)
Permanent Workers	A detailed grievance handling procedure is in place. Different redressal committees like Safety committee, Canteen committee, PF committee, Benevolent Fund Committee, Cultural Committees, POSH Committee etc. are functioning regularly and addressing the issues immediately. In case of non- redressal, Union office bearers put up the issues before the management and same are resolved subject to merits of the issue.
Other than Permanent Workers	Badlis & Contract Workmen raise their grievances through their respective line managers, if not resolved, they can escalate the same to the HR Department through their respective contractors
Permanent Employees	As a part of our open and transparent culture, we follow open door policy. So, every employee can share their concerns to their functional heads or leaders at any point in time.
Other than Permanent Employees	They can directly approach the respective HODs/ In charges and the same is addressed by the respective HODs/ in charges.

### 7. Membership of employees and worker in association(s) or Unions recognized by the listed entity:

Category	FY 2023-24 (Current Financial Year)			FY 2022-23 (Previous Financial Year)		
	Total employees / workers in respective category (A)	No. of employees / workers in respective category, who are part of association(s) or Union (B)	% (B / A)	Total employees / workers in respective category (C)	No. of Employees / Workers in respective category, who are part of association(s) or Union (D)	% (D / C)
<b>Total Permanent Employees</b>	N/A	N/A	N/A	<b>N/A</b>	N/A	N/A
Male	N/A	N/A	N/A	N/A	N/A	N/A
Female	N/A	N/A	N/A	N/A	N/A	N/A
<b>Total Permanent Workers</b>	<b>3760</b>	<b>3431</b>	<b>91.25%</b>	<b>3864</b>	<b>3121</b>	<b>80.77%</b>
Male	3754	3426	91.26%	3859	3117	80.77%
Female	6	5	83.33%	5	4	80%



## 8. Details of training given to employees and workers:

Category	FY 2023-24 Current Financial Year					FY 2022-23 Previous Financial Year				
	Total (A)	On Health and safety measures		On Skill upgradation		Total (D)	On Health and safety measures		On Skill upgradation	
		No. (B)	% (B / A)	No. (C)	% (C / A)		No. (E)	% (E / D)	No. (F)	% (F / D)
<b>Employees</b>										
Male	1870	1235	66%	1615	86.4%	1913	1233	64.5%	1566	81.7%
Female	51	48	94.1%	48	94.1%	50	46	92%	46	92%
<b>Total</b>	<b>1921</b>	<b>1283</b>	<b>66.8%</b>	<b>1663</b>	<b>86.6%</b>	<b>1963</b>	<b>1279</b>	<b>82.1%</b>	<b>1612</b>	<b>82.1%</b>
<b>Workers</b>										
Male	3754	3453	92%	3316	88.3%	3859	3521	91.2%	3688	95.5%
Female	6	6	100%	6	100%	5	5	100%	5	100%
<b>Total</b>	<b>3760</b>	<b>3459</b>	<b>92%</b>	<b>3322</b>	<b>88.3%</b>	<b>3864</b>	<b>3526</b>	<b>93.9%</b>	<b>3693</b>	<b>95.6%</b>

## 9. Details of performance and career development reviews of employees and worker:

Category	FY 2023-24 Current Financial Year			FY 2022-23 Previous Financial Year		
	Total (A)	No. (B)	% (B / A)	Total (C)	No. (D)	% (D / C)
<b>Employees</b>						
Male	1870	1734	92.7%	1913	1673	87.5%
Female	51	44	86.3%	50	27	54%
<b>Total</b>	<b>1921</b>	<b>1778</b>	<b>92.6%</b>	<b>1963</b>	<b>1700</b>	<b>86.6%</b>
<b>Workers</b>						
Male	3754	3573	95.2%	3859	3667	95.2%
Female	6	6	100%	5	5	100%
<b>Total</b>	<b>3760</b>	<b>3579</b>	<b>95.2%</b>	<b>3864</b>	<b>3672</b>	<b>95%</b>

## 10. Health and safety management system:

- a. Whether an occupational health and safety management system has been implemented by the entity? **(Yes/ No)**. If yes, the coverage such system?

**Reply:** Yes, the same has been implemented. Occupational Health & Safety Activities are as given below:

- Pre-employment and Periodical Medical assessments
- Health & Safety Training
- Safety Study
- Safety Audits
- Work Permit System
- Contractor Safety Management
- Occupational Health & Safety Communication
- Emergency Preparedness
- Incident Investigation
- COVID-19 safety awareness and vaccination programs

### Employee Selection Process:

- The employee selection process begins with an intricately structured Job description that is defined as per the tasks involved and competency of the candidate. Depending on the Degree/level, there are defined panels to evaluate the potential candidates. The Functional experts evaluate the functional skills whereas HR checks the candidate's previous employment history. The shortlisted candidates are then taken through personality profiling through Psychometric tools which evaluates the behavioral/ attitudinal dimension of the candidate. Once the candidate fulfils all these requirements, an official offer is made.
- All the new entrants (Both Employees and Stake holders) shall undergo a Pre-employment Medical Examination to prove his/ her fitness to secure employment and to fulfil legal requirements. These reports are then verified by our Medical Officer.
- All the employees shall undergo a Safety Induction training beginning with Safety DOJO at Training Gallery and Class room trainings. All the trainings are evaluated for effectiveness.
- On successful completion of these requirements, candidate shall undergo "on the job training" before they deployed to work in the respective departments.
- All the employee's health conditions are monitored annually by the Medical Officer through Periodical Medical Examination.

### Contractor Selection Process : We have a well-defined process mentioned as below:-

- We have defined a procedure for Contract Safety Management which provides the process of Contractor Selection, Awarding the Contract, Training on Method Statements and Monitoring of their Safety Performance.
  - Selection of contracting organization through a questionnaire to confirm their past performance with a criterion indicating Safety Performance, Qualification, Knowledge, Experience and Skills to perform the job safely.
  - The Work Order communicates the requirement of Area Specific Statutory requirements, Organization/Location Safety requirements to the Contractor for complying. The Extended business partners shall undergo Pre-employment and Periodical Medical Examination to ensure his/her fitness to secure their job placement and fulfil the local legal requirements. This report is then verified by our Medical Officer and approved after verifying the medical examination report.
  - All the Employees of Contractor shall undergo safety induction training (through Safety DOJO) before they are engaged for the contractual job.
  - All the contractors Health conditions are monitored by the Medical Officer through Pre-employment and Periodical Medical examination.
- b. What are the processes used to identify work-related hazards and assess risks on a routine and non-routine basis by the entity?

**Reply:** Routine activities are monitored through adherence to Job Safety Analysis, Hazard Identification & Risk Assessment (HIRA), Standard operating procedure and Operational Control Procedure.

**HIRA Format-** Non-routine activities are monitored through 6 types of Work Permit system to ensure the Health and safety of Men, Machines and Materials which are:

- |                        |                                |                         |
|------------------------|--------------------------------|-------------------------|
| 1) Hot work permit     | 2) Confined space entry permit | 3) Height work permit   |
| 4) General work permit | 5) Electrical work permit      | 6) Lifting work permit. |



- c. Whether you have processes for workers to report the work related hazards and to remove themselves from such risks. (Y/N)

**Reply:** Yes, we are monitoring and rectifying the work-related hazards through various forums. Also, the feedback is received from workers. The below mentioned forums are used for receiving inputs and monitoring:

1. Safety Patrol
2. Work place Inspections (Like Mill Safety, PPE, Safety Devices, etc.)
3. Safety Audits (like Walk-through audit, Inter-departmental audit, Monthly theme wise audit etc.
4. On the job “know your machine” trainings at the Shop Floor
5. Safety Committee meetings
6. Mock Drills
7. Feedback received form the outcome of risk assessment, suggestions, Investigation process, behavior based safety observations, audit outcomes etc. are recorded and monitored as part of continual improvement

- d. Do the employees/ worker of the entity have access to non-occupational medical and healthcare services? (Yes/ No)

**Reply:** Yes, we are operating full-fledged 24x7 Occupational Health Centers (OHCs).

1. We have deployed qualified Doctors with Associate Fellowship and Industrial Hygiene (AFIH) degrees
2. Qualified male and female nurses
3. Ambulance drivers having valid license for driving the Ambulance.
4. Also, our OHCs are equipped with necessary medical equipment’s as per the Factories Act Norms.

At our Occupational Health Centre at plant locations, we also treat non-occupational Illness cases like fever, cold, tooth pain, etc. and provide them with first aid and necessary medical care under appropriate medical advice.

11. Details of safety related incidents, in the following format:

Safety Incident/Number	Category*	FY 2023-24 Current Financial Year	FY 2022-23 Previous Financial Year
Lost Time Injury Frequency Rate (LTIFR) (per one million-person hours worked)	Employees	NIL	NIL
	Workers	0.02	0.07
Total recordable work-related injuries	Employees	NIL	NIL
	Workers	2	2
No. of fatalities	Employees	NIL	NIL
	Workers	NIL	NIL
High consequence work-related injury or ill-health (excluding fatalities)	Employees	NIL	NIL
	Workers	NIL	NIL

\* Including in the contract workforce

12. Describe the measures taken by the entity to ensure a safe and healthy work place.

**Reply:** We are monitoring the health and safety results through various mechanisms to find out any deviation in the health and safety management system.

Following are the mechanism being used for monitoring our workplaces:

- a) Plant Safety instructions display boards installed
  - b) Proactive Monitoring such as safety tours, audits, workplace inspections, statutory Inspections, outcomes from risk assessment, survey, hygiene, OHS Objectives and management programs, outcomes of safety committee meetings, BBS observation, mock drill etc.
  - c) Reactive Monitoring such as near miss, illness cases, Injuries, reportable & non-reportable accident etc.
  - d) Feedback received as part of risk assessment, suggestions, investigation process, audit outcomes etc. are recorded and monitored as part of continual improvement.
  - e) Kaizen Awards for promoting good safety practices
  - f) One-point lesson installed
  - g) MSDS installed for chemical areas
  - h) On the job safety trainings
  - i) Reviewing the no. of accidents is the priority agenda item for Top Management's review.
13. Number of Complaints on the following made by employees and workers:

	FY 2023-24 (Current Financial Year)			FY 2022-23 (Previous Financial Year)		
	Filed during the year	Pending resolution at the end of year	Remarks	Filed during the year	Pending resolution at the end of year	Remarks
Working Conditions	9	0	N.A.	NIL	NIL	N.A
Health & Safety	185	11	N.A.	76	6	N.A

14. Assessments for the year:

	% of your plants and offices that were assessed (by entity or statutory authorities or third parties)
Health and safety practices	100%
Working Conditions	100%

15. Provide details of any corrective action taken or underway to address safety-related incidents (if any) and on significant risks / concerns arising from assessments of health & safety practices and working conditions.

**Reply:** To address safety-related incidents (if any) and on significant risks / concerns arising from assessments of health & safety, we have a structured root cause analysis format for detailed investigation and corrective action plans procedure at all locations.





## Leadership Indicators

1. Does the entity extend any life insurance or any compensatory package in the event of death of (A) Employees (Y/N) (B) Workers (Y/N).

**Reply:** Yes, for both employees and workers

2. Provide the measures undertaken by the entity to ensure that statutory dues have been deducted and deposited by the value chain partners.

**Reply:** Monthly tracking mechanism for monitoring statute compliance every month. Periodical internal as well as external audits are conducted to ensure 100% compliance.

3. Provide the number of employees / workers having suffered high consequence work-related injury / ill-health / fatalities (as reported in Q11 of Essential Indicators above), who have been are rehabilitated and placed in suitable employment or whose family members have been placed in suitable employment:

	Total no. of affected employees/ workers		No. of employees/workers that are rehabilitated and placed in suitable employment or whose family members have been placed in suitable employment	
	FY 2023-24 (Current Financial Year)	FY 2022-23 (Previous Financial Year)	FY 2023-24 (Current Financial Year)	FY 2022-23 (Previous Financial Year)
Employees	0	0	0	0
Workers	0	0	0	0

4. Does the entity provide transition assistance programs to facilitate continued employability and the management of career endings resulting from retirement or termination of employment? **(Yes/ No)**

**Reply:** No, the entity does not offer any such assistance program.

5. Details on assessment of value chain partners:

**Reply:** The supplier audits done by JK Tyre focuses on various parameters including check points related to Occupational Health & Safety.

	% of value chain partners (by value of business done with such partners) that were assessed
Health and safety practices	~75% (by value)
Working Conditions	~75% (by value)

6. Provide details of any corrective actions taken or underway to address significant risks / concerns arising from assessments of health and safety practices and working conditions of value chain partners.

**Reply:** Not applicable, since no significant risk was identified in the above audits.

## PRINCIPLE 4: Businesses should respect the interests of and be responsive to all its stakeholders

### Essential Indicators

1. Describe the processes for identifying key stakeholder groups of the entity.

**Reply:** The company believes that an effective stakeholder engagement process is necessary for achieving its sustainability goal of inclusive growth and therefore, it is mandatory to clearly identify and map all concerned internal and external stakeholders. The company has put in place systems and processes to identify, prioritize and address the needs and concerns of its stakeholders across all plant locations and other areas of its presence. The company has various mechanisms in place for engagement with these stakeholders such as employee engagement study, customer satisfaction surveys, organizing plant visits for the suppliers and for the investors, regular dealers' meet and lenders' meet, etc. There is also a dedicated email id for all stakeholders to engage with the company. This helped the company in developing strong relationships with a large number of stakeholders. The lasting partnerships built with local communities and various other stakeholders have created a win-win situation for the Company and its stakeholders mutually contributing and supporting the growth and development of each other.

2. List stakeholder groups identified as key for your entity and the frequency of engagement with each stakeholder group.

Stakeholder Group	Whether identified as Vulnerable & Marginalized Group (Yes/No)	Channels of communication (Email, SMS, Newspaper, Pamphlets, Advertisement, Community Meetings, Notice Board, Website), Other	Frequency of engagement (Annually/ Half yearly/ Quarterly / others – please specify)	Purpose and scope of engagement including key topics and concerns raised during such engagement
1. Farmers (through aggregators for Natural Rubber)	Yes	Telephonic Calls, Emails, Business Meetings, Community Meetings, Industry Conferences, Survey, Supplier Engagement Events, Periodic Visits, etc.	Daily, Weekly, Fortnightly, Monthly, Quarterly, Half Yearly and Yearly.	Training & Awareness Campaigns, Skill-Development Workshops, Knowledge-sharing, Identification of Opportunities for Improvement.
2. MSME for other Raw material categories				
Shareholders	No	Email, Meetings, Newspaper, Company website, Stock exchanges, other Statutory Authority	Regularly through Company's website and website of stock exchanges, through Annual General Meetings/ Extra-ordinary General Meetings	Disseminating and sharing of information with the shareholders with a view to update and also to seek their approval, etc. as may be required
Institutional Investors	No	Meetings, Stock exchanges	Quarterly	Sharing the working and challenges
Investors other than Shareholders	No	Email, Newspaper, company website	Regularly	-
Customers	No	Feedback surveys, customer meets, fitment surveys, 1 on 1 interactions	Need based, Periodically	Complaints handling and new product development communication
Statutory body	No	Interactions, Industry forum meets	Need based	Compliance, Industry concerns, Govt. expectations
Employees	No	V connect, displays, trainings, SAMVAD, app-based learning, focused group discussions	Daily, weekly, monthly, need based, annually	Industry scenario, challenges/ issues, employee well-being, Grievance handling, career development
Community	Yes	Community meetings with local people. Leaders, NGOs, Govt. Departments, etc.	Monthly and need based	Education, community health, livelihood & water based CSR interventions.
Channel partners	No	Dealer meets, audits, Training JK Tyre dealer clubs, 1 -1 interactions	Weekly, Monthly, Annually, Need based	Customer relationship, product knowledge



### Leadership Indicators

1. Provide the processes for consultation between stakeholders and the Board on economic, environmental, and social topics or if consultation is delegated, how is feedback from such consultations provided to the Board.

**Reply:** Please refer to the stakeholder engagement section of our Integrated Annual Report for the FY 2023-24.

2. Whether stakeholder consultation is used to support the identification and management of environmental, and social topics (Yes / No). If so, provide details of instances as to how the inputs received from stakeholders on these topics were incorporated into policies and activities of the entity.

**Reply:** Please refer to the stakeholder engagement section of our Integrated Annual Report for the FY 2023-24.

3. Provide details of instances of engagement with, and actions taken to, address the concerns of vulnerable/ marginalized stakeholder groups.

**Reply:** The key stakeholders of CSR programs are communities in the periphery of Tyre manufacturing units, suppliers, employees, contractors, truckers and transporters. A large chunk of our social development work is with the community around factories/ plants, as we are committed to bring prosperity in areas of our operation. While planning a CSR project or selecting beneficiaries, the emphasis is given to poor and marginal people, vulnerable sections of society, women, old age people and children. Likewise, truck drivers represent another vulnerable demographic, and thus, we empower them by raising awareness and providing training in safe driving practices, road safety protocols, and essential healthcare services, such as eye care.

### PRINCIPLE 5 Businesses should respect and promote human rights

#### Essential Indicators

1. Employees and workers who have been provided training on human rights issues and policy(ies) of the entity, in the following format:

Category	FY 2023-24 Current Financial Year			FY 2022-23 Previous Financial Year		
	Total (A)	No. of Employees / workers covered (B)	% (B / A)	Total (C)	No. of Employees / workers covered (D)	% (D / C)
<b>Employees</b>						
Permanent	1921	884	46%	1963	887	45.2%
Other than permanent	312	NIL	0%	247	0	-
<b>Total Employees</b>	<b>2233</b>	<b>884</b>	<b>39.6%</b>	<b>2210</b>	<b>887</b>	<b>40.1%</b>
<b>Workers</b>						
Male	3760	2628	69.9%	3864	2600	67.6%
Female	6068	4503	74.2%	5086	3749	73.7%
<b>Total</b>	<b>9828</b>	<b>7131</b>	<b>72.6%</b>	<b>8950</b>	<b>6349</b>	<b>70.9%</b>

## 2. Details of minimum wages paid to employees and workers, in the following format:

Category	FY 2023-24 Current Financial Year					FY 2022-23 Previous Financial Year				
	Total (A)	Equal to Minimum Wage		More than Minimum Wage		Total (D)	Equal to Minimum Wage		More than Minimum Wage	
		No. (B)	% (B / A)	No. (C)	% (C / A)		No. (E)	% (E / D)	No. (F)	% (F / D)
<b>Employees</b>										
<b>Permanent</b>	<b>1921</b>	-	-	<b>1921</b>	<b>100%</b>	<b>1963</b>	-	-	<b>1963</b>	<b>100%</b>
Male	1870	-	-	1870	100%	1913	-	-	1913	100%
Female	51	-	-	51	100%	50	-	-	50	100%
<b>Other than Permanent</b>	<b>312</b>	-	-	<b>312</b>	<b>100%</b>	<b>247</b>	-	-	<b>247</b>	<b>100%</b>
Male	308	-	-	308	100%	245	-	-	245	100%
Female	3	-	-	3	100%	2	-	-	2	100%
<b>Workers</b>										
<b>Permanent</b>	<b>3760</b>	-	-	<b>3760</b>	<b>100%</b>	<b>3864</b>	-	-	<b>3864</b>	<b>100%</b>
Male	3754	-	-	3754	100%	3859	-	-	3859	100%
Female	6	-	-	6	100%	5	-	-	5	100%
<b>Other than Permanent</b>	<b>6068</b>	<b>4753</b>	<b>78.3%</b>	<b>1315</b>	<b>21.67%</b>	<b>5086</b>	<b>3582</b>	<b>70.43%</b>	<b>1504</b>	<b>29.57%</b>
Male	5974	4686	78.4%	1288	21.56%	5023	3519	70.06%	1504	29.94%
<b>Female</b>	<b>94</b>	<b>67</b>	<b>71.3%</b>	<b>27</b>	<b>28.72%</b>	<b>63</b>	<b>63</b>	<b>100%</b>	-	-

## 3. Details of remuneration/salary/wages

## a. Median remuneration / wages:

	Male		Female	
	Number	Median remuneration/ salary/ wages of respective category	Number	Median remuneration/ salary/ wages of respective category
Board of Directors (BoD) – Executive	3	37,48,34,027	-	-
BOD – Non Executive Directors (NEDs)*	6	20,00,000	2	20,00,000
Key Managerial Personnel**	6	2,27,54,727	-	-
Employees other than BoD and KMP	1864	10,10,642	51	10,00,008
Workers	3754	5,65,452	6	9,34,163

\*The remuneration of three Non-Executive Directors (NEDs), two NEDs who relinquished their office w.e.f. from 24.09.2023 and one NED who was appointed w.e.f. 02.11.2023, is not considered in median calculation as their remuneration is only for the part of year.

\*\* The median remuneration of 3 Executive Directors (included in KMPs) is covered as a part of "Board of Directors" therefore the same is not included in the median remuneration paid to KMPs. Further, one employee was designated as KMP w.e.f. 06.02.2024, is not considered in median calculation as their remuneration is only for the part of year as KMP.



- b. Gross wages paid to females as % of total wages paid by the entity, in the following format:

	FY 2023-24 Current Financial Year	FY 2022-23 Previous Financial Year
Gross wages paid to females as % of total wages	0.74%	0.69%

4. Do you have a focal point (Individual/ Committee) responsible for addressing human rights impacts or issues caused or contributed to by the business? (Yes ✓ / No)

5. Describe the internal mechanisms in place to redress grievances related to human rights issues.

**Reply:** We have a grievance committee and a harassment committee which addresses such human right issues.

6. Number of Complaints on the following made by employees and workers:

	FY 2023-24 Current Financial Year			FY 2022-23 Previous Financial Year		
	Filed during the year	Pending resolution at the end of year	Remarks	Filed during the year	Pending resolution at the end of year	Remarks
Sexual Harassment	NIL	NIL	NIL	NIL	NIL	NIL
Discrimination at workplace	NIL	NIL	NIL	NIL	NIL	NIL
Child Labour	N.A	N.A	N.A	N.A	N.A	N.A
Forced Labour/Involuntary Labour	NIL	NIL	NIL	NIL	NIL	NIL
Wages	NIL	NIL	NIL	NIL	NIL	NIL
Other human Rights related issues	NIL	NIL	NIL	NIL	NIL	NIL

7. Complaints filed under the Sexual Harassment of Women at Workplace (Prevention, Prohibition and Redressal) Act, 2013, in the following format:

	FY 2023-24 Current Financial Year	FY 2022-23 Previous Financial Year
Total Complaints reported under Sexual Harassment on of Women at Workplace (Prevention, Prohibition and Redressal) Act, 2013 (POSH)	NIL	NIL
Complaints on POSH as a % of female employees / workers Complaints on POSH upheld	NIL	NIL

8. Mechanisms to prevent adverse consequences to the complainant in discrimination and harassment cases.

**Reply:** Yes, we do have a mechanism in place to deal with the same, particulars of which are mentioned as below:

- 1) We have structured training and education programs on harassment and code of conduct for all the employees at all levels.
- 2) We have harassment policy in place to avoid such incidents.

9. Do human rights requirements form part of your business agreements and contracts?

**(Yes✓ / No)**

**Reply:** Yes, the same has been made a part of our agreements and contracts.

10. Assessments for the year:

	<b>% of your plants and offices that were assessed (by entity or statutory authorities or third parties)</b>
Child Labour	NIL
Forced/involuntary Labour	NIL
Sexual harassment	NIL
Discrimination at workplace	NIL
Wages	NIL
Others – please specify	NIL

11. Provide details of any corrective actions taken or underway to address significant risks / concerns arising from the assessments at Question 10 above.

**Reply:** Not applicable

### Leadership Indicators

- Details of a business process being modified / introduced as a result of addressing human rights grievances/complaints - **N.A.**
- Details of the scope and coverage of any Human rights due-diligence conducted – **N.A.**
- Is the premise/office of the entity accessible to differently abled visitors, as per the requirements of the Rights of Persons with Disabilities Act, 2016? **YES**
- Details on assessment of value chain partners:

	<b>% of value chain partners (by value of business done with such partners) that were assessed</b>
Sexual Harassment	N.A.
Discrimination at workplace	N.A.
Child Labour	N.A.
Forced Labour/Involuntary Labour	N.A.
Wages	N.A.
Others – please specify	N.A.

5. Provide details of any corrective actions taken or underway to address significant risks / concerns arising from the assessments at Question 4 above.

**Reply:** Not Applicable



## PRINCIPLE 6: Businesses should respect and make efforts to protect and restore the environment

### Essential Indicators

1. Details of total energy consumption (in Joules or multiples) and energy intensity, in the following format:

Parameter	FY 2023-24 (Current Financial Year)	FY 2022-23 (Previous Financial Year)
<b>From renewable sources (in G.J.)</b>		
Total electricity consumption (A)	5,47,866	5,36,318
Total fuel consumption (B)	7,25,914	4,70,272
Energy consumption Through other sources (C)	-	-
<b>Total energy consumed from renewable sources (A+B+C)</b>	<b>12,73,781</b>	<b>10,06,590</b>
<b>From non-renewable sources (in G.J.)</b>		
Total electricity consumption (D)	4,37,762	3,83,936
Total fuel consumption (E)	12,59,599	14,04,419
Energy consumption Through other sources (F)	-	-
<b>Total energy consumed from non- renewable sources (D+E+F)</b>	<b>16,97,360</b>	<b>17,88,355</b>
<b>Total energy consumed (A+B+C+D+E+F)</b>	<b>29,71,141</b>	<b>27,94,945</b>
<b>Energy intensity per Cr rupee of turnover</b> (Total energy consumed / Revenue from operations in Cr)	287.09	289.66
Energy intensity* per rupee of turnover adjusted for Purchasing Power Parity (PPP) – (Total energy consumed / Revenue from operations adjusted for PPP) * using PPP index 22.4 & 22.17 - (IMF website)	6,430.82	6,421.76
<b>Energy intensity in terms of physical Output</b>		
Energy intensity (optional) – the relevant metric may be selected by the entity	8.30 GJ/Ton of Finished product	8.53 GJ/Ton of Finished product

Note: Indicate if any independent assessment/ evaluation/assurance has been carried out by an external agency? (Y/N) If yes, name of the external agency.

**Reply:** Yes, in 2023-24, such assessment is carried out by the Independent agency - BSI, India

2. Does the entity have any sites / facilities identified as designated consumers (DCs) under the Performance, Achieve and Trade (PAT) Scheme of the Government of India? (Y/N) If yes, disclose whether targets set under the PAT scheme have been achieved. In case targets have not been achieved, provide the remedial action taken, if any.

**Reply:** Not applicable

## 3. Provide details of the following disclosures related to water, in the following format:

Parameter	FY 2023-24 (Current Financial Year)	FY 2022-23 (Previous Financial Year)
<b>Water withdrawal by source (in kilolitres)</b>		
(i) Surface water	4,09,276	3,83,498
(ii) Groundwater	51,142	30,780
(iii) Third party water	-	-
(iv) Seawater / desalinated water	-	-
(v) Others – Rain water harvesting and TTRO	1,08,272	1,19,876
<b>Total volume of water withdrawal (in kilolitres) (i + ii + iii + iv + v)</b>	<b>5,68,690</b>	<b>5,34,154</b>
<b>Total volume of water consumption (in kilolitres)</b>	<b>5,68,690</b>	<b>5,34,154</b>
<b>Water intensity per Crore rupee of turnover</b> (Total water consumption / Revenue from operations in Crores)	54.95	55.36
<b>Water intensity* per rupee of turnover adjusted for Purchasing Power Parity (PPP) (Total water consumption / Revenue from operations adjusted for PPP)</b> * using PPP index 22.4 & 22.17 - (IMF website)	1,230.88	1,227.33
<b>Water intensity</b> in terms of physical Output	-	-
Water intensity (optional) – the relevant metric may be selected by the Entity	1.57 Ltr/Kg of output	1.62 Ltr/Kg of output

Note: Indicate if any independent assessment/ evaluation/assurance has been carried out by an external agency? (Y/N) If yes, name of the external agency.

**Reply:** Yes, in 2023-24, such assessment is carried out by the Independent agency - BSI, India

## 4. Provide the following details related to water discharged:

Parameter	FY 2023-24 (Current Financial Year)	FY 2022-23 (Previous Financial Year)
<b>Water discharge by destination and level of treatment (in kilolitres)</b>		
(i) To Surface water		
- No treatment	0	0
- With treatment – please specify level of Treatment	0	0
(ii) To Groundwater		
- No treatment	0	0
- With treatment – please specify level of Treatment	0	0
(iii) To Seawater		
- No treatment	0	0
- With treatment – please specify level of Treatment	0	0
(iv) Sent to third-parties		
- No treatment	0	0
- With treatment – please specify level of Treatment	0	0
(v) Others*		
- No treatment	0	0
- With treatment – please specify level of Treatment	1,64,308 KL	1,22,160 KL
<b>Total water discharged (in kilolitres)</b>	<b>1,64,308 KL</b>	<b>1,22,160 KL</b>

\* Horticulture





**Note:** Indicate if any independent assessment/ evaluation/assurance has been carried out by an external agency? (Y/N) If yes, name of the external agency.

**Reply:** Yes, in 2023-24, such assessment is carried out by the Independent agency - BSI, India

5. Has the entity implemented a mechanism for Zero Liquid Discharge? If yes, provide details of its coverage and implementation.

**Reply:** At JK Tyre, we are committed to minimizing our environmental impact and therefore we have implemented Zero Liquid Discharge (ZLD) systems across all our manufacturing facilities, adhering to the Pollution Control Board guidelines set by each state.

**Achieving ZLD through advanced technology:**

At many plants, we utilize Multi-effect Evaporation Technology (MEET) to achieve ZLD. This technology allows us to treat wastewater and reduce it to a minimal amount of solid residue, eliminating any liquid discharge from our plants.

**Third-Party verification for transparency:**

Our commitment to ZLD is further reinforced by independent third-party certifications. Our Chennai Tyre Plant (Tamil Nadu), Kankroli Tyre Plant (Rajasthan), Radial (Vikrant) Tyre Plant (Mysuru), and Banmore Tyre Plant (Madhya Pradesh) all have been certified by BSI within last four years. This independent verification assures transparency and reinforces our dedication to sustainable practices.

6. Please provide details of air emissions (other than GHG emissions) by the entity, in the following format:

Parameter	Please specify unit	FY 2023-24 (Current Financial Year)	FY 2022-23 (Previous Financial Year)
NOx	µg/M <sup>3</sup>	Max up to 40.96	Max up to 43.85
Sox	µg/M <sup>3</sup>	Max up to 16.94	Max up to 16.59
Particulate matter (PM)	mg//NM <sup>3</sup>	Max up to 86.93	Max up to 81.99
Persistent organic pollutants (POP)	-	N.A.	N.A.
Volatile organic compounds (VOC)	µg/M <sup>3</sup>	Max up to 198	Max up to 148
Hazardous air pollutants (HAP)	-	N.A.	N.A.
Others – please Specify	-	N.A.	N.A.

**Note:** Indicate if any independent assessment/ evaluation/assurance has been carried out by an external agency? (Y/N) If yes, name of the external agency.

**Reply:** Yes, Independent assessments have been carried out by external agency(s) plant wise details of which are as given below:

NOx, SOx, PM, VOC are tested by following external agencies:

1. Kankroli Tyre Plant - Apex enviro laboratory
2. Banmore Tyre Plant - Advanced Environmental Testing and Research Lab Pvt. Ltd.
3. Chennai Tyre Plant - Eco care engineering Pvt. Ltd.
4. Vikrant Tyre Plant - Ganesh Consultancy & Analytical service

7. Provide details of greenhouse gas emissions (Scope 1 and Scope 2 emissions) & its intensity, in the following format:

Parameter	Unit	FY 2023-24 (Current Financial Year)	FY 2022-23 (Previous Financial Year)
<b>Total Scope 1 emissions</b> (Break-up of the GHG into CO <sub>2</sub> , CH <sub>4</sub> , N <sub>2</sub> O, HFCs, PFCs, SF <sub>6</sub> , NF <sub>3</sub> , if available)	Metric tonnes of CO <sub>2</sub> equivalent	1,33,648.76	1,43,367.20
<b>Total Scope 2 emissions</b> (Break-up of the GHG into CO <sub>2</sub> , CH <sub>4</sub> , N <sub>2</sub> O, HFCs, PFCs, SF <sub>6</sub> , NF <sub>3</sub> , if available)	Metric tonnes of CO <sub>2</sub> equivalent	1,03,190	88,680.59
<b>Total Scope 1 and Scope 2 emission intensity per Cr rupee of turnover</b> (Total Scope 1 and Scope 2 GHG emissions / Revenue from operations in Crores)		Total emissions – 2,36,839 Emission Intensity = 22.89	Total emissions - 2,32,048 Emission Intensity = 24.05
<b>Total Scope 1 and Scope 2 emission intensity per rupee of turnover adjusted for Purchasing Power Parity (PPP)</b> (Total Scope 1 and Scope 2 GHG emissions / Revenue from operations adjusted for PPP) * using PPP index 22.4 & 22.17 - (IMF website)		512.74	533.19
<b>Total Scope 1 and Scope 2 emission intensity in terms of physical output</b>		-	-
<b>Total Scope 1 and Scope 2 emission intensity</b> (optional) – the relevant eCo <sub>2</sub> /Ton metric may be selected by the entity		0.6590	0.7073

**Note:** Indicate if any independent assessment/ evaluation/assurance has been carried out by an external agency? (Y/N) If yes, name of the external agency.

**Reply:** Yes, in 2023-24, such assessment is carried out by the Independent agency - BSI, India

8. Does the entity have any project related to reducing Green House Gas emission? If Yes, then provide details.

**Reply:** JK Tyre is committed to continuous improvement in energy efficiency, resulting in reduced greenhouse gas emissions. Here are some highlights from our successful FY 2023-24 projects:

- a) **Optimized Mixing Section Air Consumption:** We reduced air pressure in the mixing section, leading to significant energy savings.
- b) **Energy-Efficient Pumps for Wastewater Treatment:** Replacing conventional pumps in the wastewater treatment plant (STP) with energy-efficient models lowers power consumption.
- c) **Fuel Savings Through Condensate Recovery:** Increased recapture and reuse of condensate from the curing process reduces boiler fuel needs (Phase I).
- d) **Variable Frequency Drives Enhance Efficiency:** Replacing old pumps with variable frequency drives (VFDs) on cooling towers optimizes power usage based on demand.
- e) **Improved Curing Press Insulation:** Phase III of our platen press insulation project further reduces steam consumption in tyre curing.
- f) **Shell Dryer Insulation:** Insulating the shell dryer minimizes heat loss and lowers energy requirements.
- g) **Targeted Air Supply for Dispatch:** Implementing a separate air line with a pressure regulator for the dispatch section reduces overall power consumption.
- h) **Seasonal Ventilation Control:** Variable frequency drives on roof exhaust fans in the curing section allow for adjusting fan speed based on seasonal needs, saving power.



9. Provide details related to waste management by the entity, in the following format:

Parameter	FY 2023-24 (Current Financial Year)	FY 2022-23 (Previous Financial Year)
<b>Total Waste generated (in metric tonnes)</b>		
Plastic waste (A)	1,600.8	1,455.6
E-waste (B)	17.2	8.8
Bio-medical waste (C)	22.9	0.03
Construction and demolition waste (D)	0	0
Battery waste (E)	5.6	8.1
Radioactive waste (F)	0	0
Other Hazardous waste. Please specify, if any. (G)	1,316.3	574.9
Other Non-hazardous waste generated (H). Please specify, if any. (Break-up by composition i.e. by materials relevant to the sector)	8,810.4	9,778.9
<b>Total (A+B+C+D+E+F+G+H)</b>	<b>11,773.2</b>	<b>11,826.3</b>
Waste intensity per Crore rupee of turnover (Total waste generated/ Revenue from operations in Crs)	1.14	1.23
<b>Waste intensity per rupee of turnover adjusted for Purchasing Power Parity (PPP) (Total waste generated / Revenue from operations adjusted for PPP)</b> * using PPP index 22.4 & 22.17 - (IMF website)	25.36	27.27
<b>Waste intensity in terms of physical output Waste intensity</b> (optional) – the relevant metric may be selected by the entity	0.033 Ton/Ton of Finished Product	0.036 Ton/Ton of Finished Product
For each category of waste generated, total waste recovered through recycling, re-using or other recovery operations (in metric tonnes)		
Category of waste		
(i) Recycled	89.02	58.64
(ii) Re-used	0	0
(iii) Other recovery operations	0	0
<b>Total</b>	<b>89.02</b>	<b>58.64</b>
<b>For each category of waste generated, total waste disposed by nature of disposal method (in metric tonnes)</b>		
Category of waste		
(i) Incineration	8.48	0
(ii) Landfilling	0	0
(iii) Other disposal operations	11,765	11,826.3
<b>Total</b>	<b>11,773.5</b>	<b>11,826.3</b>

Note: Indicate if any independent assessment/ evaluation/assurance has been carried out by an external agency? (Y/N) If yes, name of the external agency.

**Reply:** Yes, in 2023-24, such assessment is carried out by the Independent agency - BSI, India

10. Briefly describe the waste management practices adopted in your establishments. Describe the strategy adopted by your company to reduce usage of hazardous and toxic chemicals in your products and processes and the practices adopted to manage such wastes.

**Reply:**

**1) JK Tyre's zero waste to landfill certification**

JK Tyre is proud to be a leader in environmental sustainability, achieving third-party certification for our "Zero Waste to Landfill" initiative in recent past. This commitment aligns perfectly with our company vision of a greener future.

**2) Continuous Improvement through waste reduction**

We continuously monitor waste generation at all our plant locations. This data-driven approach allows us to make daily adjustments and implement ongoing improvements to minimize waste generation.

**3) Empowering Employees for Environmental Impact**

JK Tyre fosters a culture of environmental responsibility. Cross-functional teams, including our valued employees receive training in problem-solving techniques. These Kaizen workshops and other continuous improvement initiatives empower our workforce to actively participate in reducing waste generation.

**4) Responsible Waste Management**

All waste generated during production is meticulously aggregated and segregated at a central location. This ensures proper disposal according to the strictest guidelines set forth by the State Pollution Control Boards (SPCBs).

11. If the entity has operations/offices in/around ecologically sensitive areas (such as national parks, wildlife sanctuaries, biosphere reserves, wetlands, biodiversity hotspots, forests, coastal regulation zones etc.) where environmental approvals / clearances are required, please specify details in the following format:

S. No.	Location of operations/offices	Type of Operations	Whether the conditions of environmental approval / clearance are being complied with? (Y/N) If no, the reasons thereof and corrective action taken, if any.
1	N.A.	N.A.	N.A.

12. Details of environmental impact assessments of projects undertaken by the entity based on applicable laws, in the current financial year:

Name and brief details of project	EIA Notification No.	Date	Whether conducted by independent external agency (Yes / No)	Results communicated in public domain (Yes / No)	Relevant Web link
Environmental Impact Assessment for JK Tyre & Industries Ltd. - Banmore Tyre Plant	Environmental Impact Notification S.O.1533 (E), Dt. 14 <sup>th</sup> September 2006 issued under Environment (Protection) Act 1986	14-4-2022	YES	NO	N.A.

13. Is the entity compliant with the applicable environmental law/ regulations/ guidelines in India; such as the Water (Prevention and Control of Pollution) Act, Air (Prevention and Control of Pollution) Act, Environment protection act and rules thereunder (Y/N). If not, provide details of all such non-compliances, in the following format:

S. No.	Specify the law / regulation/guidelines which was not complied with	Provide details of the non-compliance	Any fines / penalties / action taken by regulatory agencies such as pollution control boards or by courts	Corrective action taken, if any
1	N.A.	N.A.	N.A.	N.A.



### Leadership Indicators

#### 1. Water withdrawal, consumption and discharge in areas of water stress (in kilolitres):

For each facility / plant located in areas of water stress, provide the following information:

- (i) Name of the area - Kankroli Tyre Plant (KTP)
- (ii) Nature of operations - Manufacturing
- (iii) Water withdrawal, consumption and discharge in the following format:

Parameter	FY 2023-24 (Current Financial Year)	FY 2022-23 (Previous Financial Year)
<b>Water withdrawal by source (in kilolitres)</b>		
(i) Surface water	26,991	33,322
(ii) Groundwater	0	0
(iii) Third party water	0	0
(iv) Seawater / desalinated water	0	0
(v) Others	20,858	13,777
<b>Total volume of water withdrawal (in kilolitres)</b>	<b>47,849</b>	<b>47,099</b>
<b>Total volume of water consumption (in kilolitres)</b>	<b>47,849</b>	<b>47,099</b>
Water intensity per Cr rupee of turnover (Water consumed / turnover)	4.62	4.88
Water intensity (optional) – the relevant metric may be selected by the entity	0.72 KL per ton of Finished product	0.78 KL per ton of Finished product
<b>Water discharge by destination and level of treatment (in kilolitres)</b>		
(i) Into Surface water		
- No treatment	0	0
- With treatment – please specify level of treatment	0	0
(ii) Into Groundwater		
- No treatment	0	0
- With treatment – please specify level of treatment	0	0
(iii) Into Seawater		
- No treatment	0	0
- With treatment – please specify level of treatment	0	0
(iv) Sent to third-parties		
- No treatment	0	0
- With treatment – please specify level of treatment	0	0
(v) Others		
- No treatment	0	0
- With treatment – please specify level of treatment	0	0
<b>Total water discharged (in kilolitres)</b>	<b>0 KL</b>	<b>0 KL</b>

Note: Indicate if any independent assessment/ evaluation/assurance has been carried out by an external agency? (Y/N) If yes, name of the external agency.

**Reply:** Yes, in 2023-24, such assessment is carried out by the Independent agency - BSI, India

2. Please provide details of total Scope 3 emissions & its intensity, in the following format:

Parameter	Unit	FY 2023-24 (Current Financial Year)	FY 2022-23 (Previous Financial Year)
<b>Total Scope 3</b> emissions (Break-up of the GHG into CO <sub>2</sub> , CH <sub>4</sub> , N <sub>2</sub> O, HFCs, PFCs, SF <sub>6</sub> , NF <sub>3</sub> , if available)	Metric tonnes of CO <sub>2</sub> equivalent	68,078.64	68,893.89
<b>Total Scope 3 emissions per Cr rupee of turnover</b>		6.58	7.14
<b>Total Scope 3 emission intensity</b> (optional) – the relevant metric may be selected by the entity	eCO <sub>2</sub> /ton of finished product	0.189	0.21

Note: Indicate if any independent assessment/ evaluation/assurance has been carried out by an external agency? (Y/N) If yes, name of the external agency.

**Reply:** Yes, verified by BSI India as per ISO 14064 : 2018

3. With respect to the ecologically sensitive areas reported at Question 11 of Essential Indicators above, provide details of significant direct & indirect impact of the entity on biodiversity in such areas along-with prevention and remediation activities.

**Reply:** JK Tyre prioritizes biodiversity conservation within its operations. While none of JK Tyre's manufacturing units are located near ecologically sensitive areas, we actively manage green belts and promote biodiversity within factory premises.

To further minimize its impact, JK Tyre has conducted third-party ecological and biodiversity assessments across all manufacturing locations in the past three years. This proactive approach helps identify and address any potential risks to nearby ecosystems. Demonstrating its commitment, JK Tyre has a comprehensive corporate biodiversity protection policy focusing on minimizing the biodiversity risks in the business operations, encouraging relevant stakeholders to support better biodiversity management, and establishing a system for monitoring and reporting of progressive steps taken towards the protection of biodiversity. The policy is transparently shared with relevant stakeholders and readily available to the public.

4. If the entity has undertaken any specific initiatives or used innovative technology or solutions to improve resource efficiency, or reduce impact due to emissions / effluent discharge / waste generated, please provide details of the same as well as outcome of such initiatives, as per the following format:

Sr. No	Initiative undertaken	Details of the initiative (Web-link, if any, may be provided along-with summary)	Outcome of the initiative
1	Zero Liquid Discharge	At all the manufacturing units of JK Tyre, Zero Liquid Discharge (ZLD) is achieved via the recycling of water and increasing its resource efficiency by using technology/ modifying or installing new processes.	All 4 plants are certified as Zero Liquid Discharge (ZLD) plants in the last 4 years.
2	To reduce impact due to emission	Company has started the verification of GHG Emission as per ISO 14064 from FY 2013-14. The major contributor for the reduction of Scope 1 emission is Biomass. In last year, the company has used 37% of energy in boiler from biomass and Company is continuously working on increasing the use of it. The major contributor for the reduction of Scope 2 emission is the usage of renewable energy. In FY 2023-24, total 55% of electrical power came from renewable sources.	The company has reduced 6.84% of emission per MT of production in FY23-24 viz a viz FY 22-23  <i>Note: These figures are duly verified and audited by external agency</i>

5. Does the entity have a business continuity and disaster management plan? Give details in 100 words/ web link.

**Reply:** Each of JK Tyre's manufacturing location has a customized, regularly reviewed Business Continuity and Disaster Management (BCDM) plan. These plans address environmental hazards and equipment failures, focusing on rapid response, minimal impact, and effective recovery. JK Tyre takes a proactive approach with meticulously crafted on-site emergency plans (DMPs/CMPs). These plans consider regulations, best practices, and real-world emergencies for a swift response that minimizes risk and environmental impact. The plans prioritize personnel safety and property protection.

6. Disclose any significant adverse impact to the environment, arising from the value chain of the entity. What mitigation or adaptation measures have been taken by the entity in this regard.

**Reply:** Best possible sustainable practices are followed.

7. Percentage of value chain partners (by value of business done with such partners) that were assessed for environmental impacts.

**Reply:** N.A.



## PRINCIPLE 7 Businesses, when engaging in influencing public and regulatory policy, should do so in a manner that is responsible and transparent

### Essential Indicators

1. a. Number of affiliations with trade and industry chambers/ associations – 5
- b. List the top 10 trade and industry chambers/ associations (determined based on the total members of such body) the entity is a member of/ affiliated to.

S. No.	Name of the trade and industry chambers/ associations	Reach of trade and industry chambers/ associations (State/National)
1	Confederation of Indian Industry (CII)	National
2	Automotive Tyre manufacturer's association	National
3	PHD Chamber of Commerce and Industry	National
4	Center for Tire research (CenTire), USA	International
5	Indian Rubber Manufacturers Research Association (IRMRA)	National

2. Provide details of corrective action taken or underway on any issues related to anti- competitive conduct by the entity, based on adverse orders from regulatory authorities.

Name of authority	Brief of the case	Corrective action take
The same has been answered above. Please Refer Principle 1 – Question No. 2		

### Leadership Indicators

1. Details of public policy positions advocated by the entity:

**Reply:** JK Tyre's approach to achieving the Government, policy and community objectives focuses on engaging ecosystems at the national, regional and local levels. JK Tyre focuses on developing and maintaining partnerships with relevant government agencies, Business organizations like ASSOCHAM, CII, FICCI, PHD chamber of commerce & Industry, Tyre Industry associations like ATMA, Indian Rubber Manufacturers Research Association (IRMRA) and community organizations for the purpose of developing partnership towards community development.

#### Some of the public policies advocated by JK Tyre are:

1. Support proposed framework for End of the Life Tyre policy (ELT)
2. Support existing legislations on FAME norms/ CAFE norms and Vehicle scrappage policy.
3. JK Tyre has been continually promoting Road safety awareness at company as well as Industry level for the past 3 decades, with focus on Tyre safety. During the year, the Company conducted various educational programs for end users including Drivers, Mechanics, Students and Police personnel at different fora.
4. We advocate Road safety and conduct various programs in association with stakeholders including parliamentarians and Safe driving awareness programs have been conducted for motorsport participants including a special drive in the North eastern states.

**PRINCIPLE 8 Businesses should promote inclusive growth and equitable development****Essential Indicators**

1. Details of Social Impact Assessments (SIA) of projects undertaken by the entity based on applicable laws, in the current financial year.

Name and brief details of project	SIA Notification No.	Date of notification	Whether conducted by independent external agency (Yes / No)	Results communicated in public domain (Yes / No)	Relevant Web link
Not Applicable. Though, as a responsible corporate, we maintain a rigorous system for monitoring CSR projects and assessing their societal impact. Through this framework, we diligently evaluate the outcomes and effects of our social initiatives. Guided by these assessments, we continually refine our ongoing projects and incorporate necessary adjustments into our future endeavors.					

2. Provide information on project(s) for which ongoing Rehabilitation and Resettlement (R&R) is being undertaken by your entity, in the following format:

S. No.	Name of Project for which R&R is ongoing	State	District	No. of Project Affected Families (PAFs)	% of PAFs covered by R&R	Amounts paid to PAFs in the FY (In INR)
1	Not applicable	N.A.	N.A	N.A	N.A	N.A

3. Describe the mechanisms to receive and redress grievances of the community.

**Reply:** We have established a robust community feedback mechanism to solicit and address community concerns effectively. Across all our plant locations, dedicated CSR teams are equipped to gather and address community grievances promptly. Within our CSR framework, we adhere to a meticulous approach, ensuring that all CSR initiatives are meticulously planned and executed in a participatory manner, following these key steps:

- Conducting comprehensive need assessment surveys.
- Planning CSR projects based on local needs and priorities.
- Implementing projects in collaboration with the community.
- Engaging in participatory monitoring, supplemented by third-party assessments to gauge impact.

Regular society satisfaction surveys are conducted to gauge the real-world impact of our interventions, both in the short and long term. These surveys help us understand the community's perspective and guide us in refining our CSR efforts. Additionally, we document individual case studies to delve into how specific CSR projects have contributed to enhancing overall income, fostering employment opportunities, promoting health-conscious behaviors, advocating for water conservation, and nurturing ecological sustainability.

4. Percentage of input material (inputs to total inputs by value) sourced from suppliers:

	FY 2023-24 Current Financial Year	FY 2022-23 Previous Financial Year
Directly sourced from MSMEs/ small producers	19%	20%
Directly from within India	64%	64%

5. Job creation in smaller towns – Disclose wages paid to persons employed (including employees or workers employed on a permanent or non-permanent / on contract basis) in the following locations, as % of total wage cost

Location	FY 2023-24 Current Financial Year	FY 2022-23 Previous Financial Year
Rural	NIL	NIL
Semi-urban	0.89%	0.81%
Urban	0.68%	0.77%
Metropolitan	0.39%	0.66%

(Place have been categorized as per RBI Classification System - rural / semi-urban / urban / metropolitan)





### Leadership Indicators

1. Provide details of actions taken to mitigate any negative social impacts identified in the Social Impact Assessments (Reference: Question 1 of Essential Indicators above):

Details of negative social impact identified	Corrective action taken
NOT APPLICABLE, though as a socially responsible corporate, we regularly communicate with Local communities and capture their needs & aspirations and this enables us to strategically plan our CSR initiatives, tailoring them to address the specific needs of the communities we serve.	

2. Provide the following information on CSR projects undertaken by your entity in designated aspirational districts as identified by government bodies:

S. No.	State	Aspirational District	Amount spent (In INR)
As a matter of policy, a significant portion of our CSR initiatives are concentrated near our manufacturing plant locations, with none of these locations falling under aspirational districts. Consequently, our presence in aspirational districts through CSR initiatives is relatively limited.			

3. (a) Do you have a preferential procurement policy where you give preference to purchase from suppliers comprising marginalized /vulnerable groups? (Yes/No)

**Reply:** No, we don't have any preferential procurement policy, which gives preference to any supplier. Procurement allocation is purely based on parameters like quality, cost & delivery. The idea is to give an equal opportunity to all suppliers. However, we develop suppliers through awareness campaigns, training programmes & skill development workshops.

- (b) From which marginalized /vulnerable groups do you procure?

**Reply:** Farmers (through aggregators) & MSMEs

- (c) What percentage of total procurement (by value) does it constitute?

**Reply:** 19%

4. Details of the benefits derived and shared from the intellectual properties owned or acquired by your entity (in the current financial year), based on traditional knowledge:

S. No.	Intellectual Property based on traditional knowledge	Owned/ Acquired (Yes/No)	Benefit shared (Yes / No)	Basis of calculating benefit share
1.	N.A.	N.A.	N.A.	N.A.

5. Details of corrective actions taken or underway, based on any adverse order in intellectual property related disputes wherein usage of traditional knowledge is involved.

Name of authority	Brief of the Case	Corrective action taken
N.A.	N.A.	N.A.

6. Details of beneficiaries of CSR Projects for the Financial Year:

S. No.	CSR Project	No of persons benefitted from CSR Projects	% of beneficiaries from vulnerable and marginalized groups
1	Arogya Sarthi Health Based CSR Projects	23,426	~50%
2	Ajivika sarthi Livelihood based CSR projects	58,022	~50%
3	Shiksha Sarthi Education Based CSR Projects	14,631	~50%
4	Jal-Vayu Sarthi Environment & water based CSR projects	19,556	~50%
<b>TOTAL</b>		<b>1,15,635</b>	

## PRINCIPLE 9 Businesses should engage with and provide value to their consumers in a responsible manner

### Essential Indicators

- Describe the mechanisms in place to receive and respond to consumer complaints and feedback.

**Reply:** We have a dedicated team which focuses on catering to the various requirements of our customers for a seamless experience.

- Turnover of products and/ services as a percentage of turnover from all products/service that carry information about:

As a percentage to total turnover	
Environmental and social parameters relevant to the product	All necessary information as per regulatory Requirements are disclosed on all our Products.
Safe and responsible usage	
Recycling and/or safe disposal	

- Number of consumer complaints in respect of the following:

	FY 2023-24 (Current Financial Year)		Remarks	FY 2022-23 (Previous Financial Year)		Remarks
	Received during the year	Pending resolution at end of year		Received during the year	Pending resolution at end of year	
Data privacy	NIL	NIL	N.A.	NIL	NIL	N.A.
Advertising	NIL	NIL	N.A.	NIL	NIL	N.A.
Cyber-security	NIL	NIL	N.A.	NIL	NIL	N.A.
Delivery of essential Services	NIL	NIL	N.A.	NIL	NIL	N.A.
Restrictive Trade Practices	NIL	NIL	N.A.	NIL	NIL	N.A.
Unfair Trade Practices	NIL	NIL	N.A.	NIL	NIL	N.A.
Other	NIL	NIL	N.A.	NIL	NIL	N.A.

- Details of instances of product recalls on account of safety issues:

	Number	Reasons for recall
Voluntary recalls	NIL	-
Forced recalls	NIL	-

- Does the entity have a framework/ policy on cyber security and risks related to data privacy? **(Yes/No)**. If available, provide a web-link of the policy.

**Reply:** Yes, we are ISMS – ISO 27001 certified since 2016 and a complete ISMS manual is available but web link is not there.

- Provide details of any corrective actions taken or underway on issues relating to advertising, and delivery of essential services; cyber security and data privacy of customers; re-occurrence of instances of product recalls; penalty / action taken by regulatory authorities on safety of products / services.

**Reply:** We keep on upgrading to the latest provisions as per ISMS standards. No instance for complaints regarding cyber security and data privacy of customers have occurred.

- Provide the following information relating to data breaches:

- Number of instances of data breaches: **NIL**
- Percentage of data breaches involving personally identifiable information of customers: **NIL**
- Impact, if any, of the data breaches: **N.A.**



### Leadership Indicators

1. Channels / platforms where information on products and services of the entity can be accessed (provide web link, if available).

**Reply:** Our Website - [www.jktyre.com](http://www.jktyre.com)

2. Steps taken to inform and educate consumers about safe and responsible usage of products and/or services.

**Reply:** Tyre care and usage information is regularly and periodically shared with end users and channel partners through various interactive programs throughout the year.

3. Mechanisms in place to inform consumers of any risk of disruption/discontinuation of essential services.

**Reply:** Our Website [www.jktyre.com](http://www.jktyre.com)

4. Does the entity display product information on the product over and above what is mandated as per local laws? (Yes/No/Not Applicable) If yes, provide details in brief. Did your entity carry out any survey with regard to consumer satisfaction relating to the major products / services of the entity, significant locations of operation of the entity or the entity as a whole? (Yes/No)

**Reply- Product Information:** Yes, the Company's products conform to the Bureau of Indian Standards (BIS) specifications, as well as the standards of countries where our products are exported as may be required. The Company also adheres to various stringent world class processes and quality standards.

The Company displays all the requisite product information on Tread and on the sidewall of the Tyres as per statutory requirements under applicable laws such as Tyre size, designation, ply rating/load index, speed symbol, date of production and tread wear indicator etc. Over and above the mandatory requirements, the Company also displays additional information related to tyre usage and maintenance like Visual Alignment Indicator (VAI), Uniform Tyre quality grading (UTQG) safety warning for Tyre fitment and service operating conditions etc. JK Tyre has also introduced product like SMART TYRE which notify vehicle users about tyre temperature / pressure thus enabling greater safety and superior tyre life. This product enables higher vehicle fuel efficiency, and is environment friendly by reducing vehicle emissions. The Company has enhanced and sustained customer interaction and education in digital/virtual mode as well as physical mode. Education has been imparted on Tyre selection, care and maintenance as per customer application and usage needs, especially at the grass root level with vehicle operators, tyre fitters, mechanics, mine operators, school bus drivers, defense personnel to name a few. Various customer care initiatives have been taken in partnership with OEMs for consumers and OEM dealership staff. We also share road safety and Tyre care information on our digital and social media platforms for the benefit of customers at large and at various public for a.

**Customer Satisfaction survey:** At JK Tyre, customer centricity drives customer satisfaction. While there is no end to consumer delight, we have always leveraged opportunities that came our way, to redefine customer engagement and centricity thus improving our value proposition.

Company tracks consumer satisfaction and behavior very closely. Company has undertaken various customer surveys, both in-house and through 3<sup>rd</sup> party, including Customer Satisfaction Study, which was redrawn in line with the Company's journey towards Total Quality Management (TQM). Interactions with customers at various forums also acts as a source of feedback.

In addition to the above in-house surveys (using online platform), contact centers are extensively used for capturing real time feedback and enhance satisfaction, both amongst channel partners and truck fleets operators.

Voice of consumer is used for formulating company's strategic business plan, develop new Products and services and improve operational / processes efficiency, thus creating enhanced customer value propositions.

# Independent Auditor's Report

To the Members of JK Tyre & Industries Limited

## Report on the Audit of the Standalone Financial Statements

### Opinion

We have audited the accompanying standalone financial statements of **JK Tyre & Industries Limited** ("the Company"), which comprise the Balance Sheet as at March 31, 2024, the Statement of Profit and Loss (including other comprehensive income), the Statement of Changes in Equity and the Statement of Cash Flows for the year then ended, and notes to the financial statements, including a summary of the material accounting policies and other explanatory information (hereinafter referred to as "the standalone financial statements").

In our opinion and to the best of our information and according to the explanations given to us, the aforesaid standalone financial statements give the information required by the Companies Act, 2013 ("the Act") in the manner so required and give a true and fair view in conformity with the Indian Accounting Standards prescribed under section 133 of the Act read with the Companies (Indian Accounting Standards) Rules, 2015, as amended, ("Ind AS") and other accounting principles generally accepted in India, of the state of affairs of the Company as at March 31, 2024, the profit and total comprehensive income, changes in equity and its cash flows for the year ended on that date.

### Basis for Opinion

We conducted our audit of the standalone financial statements in accordance with the Standards on Auditing (SAs) specified under section 143(10) of the Act. Our responsibilities under those Standards are further described in the 'Auditor's Responsibilities for the Audit of the Standalone Financial Statements' section of our report. We are independent of the Company in accordance with the Code of Ethics issued by the Institute of Chartered Accountants of India (ICAI) together with the ethical requirements that are relevant to our audit of the Standalone financial statements under the provisions of the Act and the Rules made thereunder, and we have fulfilled our other ethical responsibilities in accordance with these requirements and the ICAI's Code of Ethics. We believe that the audit evidence we have obtained is sufficient and appropriate to provide a basis for our audit opinion on the standalone financial statements.

### Key Audit Matter

Key audit matters are those matters that, in our professional judgment, were of most significance in our audit of the standalone financial statements of the current period. These matters were addressed in the context of our audit of the standalone financial statements as a whole, and in forming our opinion thereon, and we do not provide a separate opinion on these matters. We have determined the matters described below to be the key audit matters to be communicated in our report.

Key Audit Matter	Auditor's Response
<p><b>Recognition of Revenue</b></p> <p>The Company recognizes revenue at the point in time when control of the goods is transferred to the customer at an amount that reflects the consideration to which the Company expects to be entitled in exchange for those goods or services. In determining the transaction price for the sale, the Company considers the effects of variable consideration and consideration receivable from the customer.</p> <p>For the year ended March 31, 2024, the Company's Statement of Profit &amp; Loss included Sales of ₹ 10211.15 Crores. Some terms of sales arrangements are governed by Incoterms, including the timing of transfer of control. The nature of rebates, discounts and sales returns, if any, involve judgment in determining sales revenues and revenue cut-off. The risk is, therefore, that revenue may not be recognized in the correct period or that revenue and associated profit is misstated.</p> <p>Refer to accounting policies Note 1.3 (ix) and Note No. 26 of the standalone Financial Statements.</p>	<p><b>Principal Audit Procedures</b></p> <ul style="list-style-type: none"> <li>We performed process walkthrough to understand the adequacy and the design of the revenue cycle. We tested internal controls in the revenue and trade receivables over the accuracy and timing of revenue accounted in the financial statements.</li> <li>Understanding the policies and procedures applied to revenue recognition, as well as compliance thereof, including an analysis of the effectiveness of controls related to revenue recognition processes employed by the Company.</li> <li>We reviewed the revenue recognition policy applied by the Company to ensure its compliance with Ind AS 115 requirements.</li> <li>We performed a detailed testing on transactions, ensuring revenues were recognized in the correct accounting period. We also tested journal entries recognized in revenue focusing on unusual or irregular transactions.</li> <li>We validated the appropriateness and completeness of the related disclosures in Note No. 26 of the Standalone financial statements.</li> </ul>



## Independent Auditor's Report

### Information Other than the Standalone Financial Statements and Auditor's Report Thereon

The Company's Board of Directors is responsible for the preparation of the other information. The other information comprises the information included in the Management Discussion and Analysis, Board's Report including Annexures to Board's Report, Business Responsibility Report, Corporate Governance and Shareholder's Information, but does not include the standalone financial statements and our auditor's report thereon.

Our opinion on the standalone financial statements does not cover the other information and we do not express any form of assurance or conclusion thereon.

In connection with our audit of the standalone financial statements, our responsibility is to read the other information and, in doing so, consider whether the other information is materially inconsistent with the standalone financial statements or our knowledge obtained during the course of our audit or otherwise appears to be materially misstated.

If, based on the work we have performed, we conclude that there is a material misstatement of this other information, we are required to report that fact. We have nothing to report in this regard.

### Responsibilities of Management and Those Charged With Governance for the Standalone Financial Statements

The Company's Board of Directors is responsible for the matters stated in section 134(5) of the Act with respect to the preparation of these standalone financial statements that give a true and fair view of the financial position, financial performance, total comprehensive income, changes in equity and cash flows of the Company in accordance with Ind AS and other accounting principles generally accepted in India. This responsibility also includes maintenance of adequate accounting records in accordance with the provisions of the Act for safeguarding the assets of the Company and for preventing and detecting frauds and other irregularities; selection and application of appropriate accounting policies; making judgments and estimates that are reasonable and prudent; and design, implementation and maintenance of adequate internal financial controls, that were operating effectively for ensuring the accuracy and completeness of the accounting records, relevant to the preparation and presentation of the standalone financial statements that give a true and fair view and are free from material misstatement, whether due to fraud or error.

In preparing the standalone financial statements, the management is responsible for assessing the Company's ability to continue as a going concern, disclosing, as applicable, matters related to going concern and using the going concern basis of accounting unless the Board of Directors either intends to liquidate the Company or to cease operations, or has no realistic alternative but to do so.

The Board of Directors are also responsible for overseeing the Company's financial reporting process.

### Auditor's Responsibilities for the Audit of the Standalone Financial Statements

Our objectives are to obtain reasonable assurance about whether the Standalone Financial statements as a whole are free from material misstatement, whether due to fraud or error, and to issue an auditor's report that includes our opinion. Reasonable assurance is a high level of assurance, but is not a guarantee that an audit conducted in accordance with SAs will always detect a material misstatement when it exists. Misstatements can arise from fraud or error and are considered material if, individually or in the aggregate, they could reasonably be expected to influence the economic decisions of users taken on the basis of these standalone financial statements.

As part of an audit in accordance with SAs, we exercise professional judgment and maintain professional skepticism throughout the audit. We also:

- Identify and assess the risks of material misstatement of the standalone financial statements, whether due to fraud or error, design and perform audit procedures responsive to those risks, and obtain audit evidence that is sufficient and appropriate to provide a basis for our opinion. The risk of not detecting a material misstatement resulting from fraud is higher than for one resulting from error, as fraud may involve collusion, forgery, intentional omissions, misrepresentations, or the override of internal control.
- Obtain an understanding of internal financial controls relevant to the audit in order to design audit procedures that are appropriate in the circumstances. Under section 143(3)(i) of the Act, we are also responsible for expressing our opinion on whether the Company has adequate internal financial controls system in place and the operating effectiveness of such controls.
- Evaluate the appropriateness of accounting policies used and the reasonableness of accounting estimates and related disclosures made by management.

- Conclude on the appropriateness of management's use of the going concern basis of accounting and, based on the audit evidence obtained, whether a material uncertainty exists related to events or conditions that may cast significant doubt on the Company's ability to continue as a going concern. If we conclude that a material uncertainty exists, we are required to draw attention in our auditor's report to the related disclosures in the standalone financial statements or, if such disclosures are inadequate, to modify our opinion. Our conclusions are based on the audit evidence obtained up to the date of our auditor's report. However, future events or conditions may cause the Company to cease to continue as a going concern.
- Evaluate the overall presentation, structure and content of the standalone financial statements, including the disclosures, and whether the standalone financial statements represent the underlying transactions and events in a manner that achieves fair presentation.

Materiality is the magnitude of misstatements in the standalone financial statements that, individually or in aggregate, makes it probable that the economic decisions of a reasonably knowledgeable user of the financial statements may be influenced. We consider quantitative materiality and qualitative factors in (i) planning the scope of our audit work and in evaluating the results of our work; and (ii) to evaluate the effect of any identified misstatements in the financial statements.

We communicate with those charged with governance regarding, among other matters, the planned scope and timing of the audit and significant audit findings, including any significant deficiencies in internal control that we identify during our audit.

We also provide those charged with governance with a statement that we have complied with relevant ethical requirements regarding independence, and to communicate with them all relationships and other matters that may reasonably be thought to bear on our independence, and where applicable, related safeguards.

From the matters communicated with those charged with governance, we determine those matters that were of most significance in the audit of the standalone financial statements of the current period and are therefore the key audit matters. We describe these matters in our auditor's report unless law or regulation precludes public disclosure about the matter or when, in extremely rare circumstances, we determine that a matter should not be communicated in our report because the adverse consequences of doing so would reasonably be expected to outweigh the public interest benefits of such communication.

## Report on Other Legal and Regulatory Requirements

1. As required by the Companies (Auditor's Report) Order, 2020 ("the Order"), issued by the Central Government of India in terms of section 143 (11) of the Act, we give in the "Annexure A" a statement on the matters specified in paragraphs 3 and 4 of the Order.
2. As required by Section 143(3) of the Act, we report, to the extent applicable, that:
  - a) We have sought and obtained all the information and explanations which to the best of our knowledge and belief were necessary for the purposes of our audit.
  - b) In our opinion, proper books of account as required by law have been kept by the Company so far as it appears from our examination of those books except for the matters stated in paragraph 2(i)(vi) below on reporting under Rule 11(g) of the Companies (Audit and Auditors) Rules, 2014.
  - c) The Balance Sheet, the Statement of Profit and Loss including Other Comprehensive Income, Statement of Changes in Equity and the Statement of Cash Flow dealt with by this Report are in agreement with the relevant books of account.
  - d) In our opinion, the aforesaid standalone financial statements comply with the Ind AS specified under Section 133 of the Act, read with Rule 7 of the Companies (Accounts) Rules, 2014.
  - e) On the basis of the written representations received from the directors as on March 31, 2024 taken on record by the Board of Directors, none of the directors is disqualified as on March 31, 2024 from being appointed as a director in terms of Section 164 (2) of the Act.
  - f) With respect to the maintenance of accounts and other matters connected therewith, reference is made to our remarks in the paragraph 2(b) above on reporting under Section 143(3)(b) of the Act and paragraph 2(i)(vi) below on reporting under Rule 11(g) of the Companies (Audit and Auditors) Rules, 2014.
  - g) With respect to the adequacy of the internal financial controls with reference to financial statement of the Company and the operating effectiveness of such



## Independent Auditor's Report

controls, refer to our separate Report in "Annexure B". Our report expresses an unmodified opinion on the adequacy and operating effectiveness of the Company's internal financial controls with reference to financial statement.

- h) With respect to the other matters to be included in the Auditor's Report in accordance with the requirements of section 197(16) of the Act, as amended:

In our opinion and to the best of our information and according to the explanations given to us, the remuneration paid by the Company to its directors during the year is in accordance with the provisions of section 197 of the Act.

- i) With respect to the other matters to be included in the Auditor's Report in accordance with Rule 11 of the Companies (Audit and Auditors) Rules, 2014, as amended in our opinion and to the best of our information and according to the explanations given to us:

- i. The Company has disclosed the impact of pending litigations as on March 31, 2024 in its financial position in its standalone financial statements. Refer Note No. 34, 35 & 41 to the standalone financial statements.
- ii. The Company has made provision, as required under the applicable law or accounting standards, for material foreseeable losses, if any, on long-term contracts including derivative contracts.
- iii. There has been no delay in transferring amounts, required to be transferred, to the Investor Education and Protection Fund by the Company.
- iv. (a) The Management has represented that, to the best of its knowledge and belief, no funds (which are material either individually

or in the aggregate) have been advanced or loaned or invested (either from borrowed funds or share premium or any other sources or kind of funds) by the Company to or in any other person or entity, including foreign entity ("Intermediaries"), with the understanding, whether recorded in writing or otherwise, that the Intermediary shall, whether, directly or indirectly lend or invest in other persons or entities identified in any manner whatsoever by or on behalf of the Company ("Ultimate Beneficiaries") or provide any guarantee, security or the like on behalf of the Ultimate Beneficiaries.

- (b) The Management has represented, that, to the best of its knowledge and belief, no funds (which are material either individually or in the aggregate) have been received by the Company from any person or entity, including foreign entity ("Funding Parties"), with the understanding, whether recorded in writing or otherwise, that the Company shall, whether, directly or indirectly, lend or invest in other persons or entities identified in any manner whatsoever by or on behalf of the Funding Party ("Ultimate Beneficiaries") or provide any guarantee, security or the like on behalf of the Ultimate Beneficiaries.
- (c) Based on the audit procedures that have been considered reasonable and appropriate in the circumstances, nothing has come to our notice that has caused us to believe that the representations under sub-clause (i) and (ii) of Rule 11(e), as provided under (a) and (b) above, contain any material misstatement.

- v. As stated in Note No. 54 to the standalone financial statements
- (a) The final dividend proposed in the previous year, declared and paid by the Company during the year is in accordance with Section 123 of the Act, as applicable.
  - (b) The interim dividend declared and paid by the Company during the year is in compliance with Section 123 of the Act.
  - (c) The Board of Directors of the Company have proposed final dividend for the year which is subject to the approval of the members at the ensuing Annual General Meeting. The amount of dividend proposed is in accordance with section 123 of the Act, as applicable.
- vi. Based on our examination which included test checks, the Company, in respect of financial year commencing on April 1, 2023, has used an accounting software for maintaining its books of account which has feature of recording audit trail (edit log) and the same has operated throughout the year for

all relevant transactions recorded in the software except that audit trail feature was not enabled at the database level of accounting software to log any direct data changes. Further, during the course of our audit we did not come across any instance of the audit trail feature being tampered with on accounting software where this feature is enabled.

As proviso to Rule 3(1) of the Companies (Accounts) Rules, 2014 is applicable from April 1, 2023, thus reporting under Rule 11(g) of the Companies (Audit and Auditors) Rules, 2014 on preservation of audit trail as per the statutory requirements for record retention is not applicable for the financial year ended March 31, 2024.

For S S KOTHARI MEHTA & CO. LLP  
*Chartered Accountants*  
ICAI Firm Registration Number: 000756N/N500441

VIJAY KUMAR  
*Partner*  
Membership Number: 092671

New Delhi, the 21<sup>st</sup> May, 2024





## Annexure 'A' to the Independent Auditor's Report

**(Referred to in paragraph 1 under 'Report on Other Legal and Regulatory Requirements' section of our report to the Members of JK Tyre & Industries Limited of even date)**

To the best of our information and according to the explanations provided to us by the Company and the books of account and records examined by us in the normal course of audit, we state that:

- i. In respect of the Company's Property, Plant and Equipment and Intangible Assets:
  - (a) (A) The Company has maintained proper records showing full particulars, including quantitative details and situation of property, plant and equipment and relevant details of right-of-use assets.
  - (B) The Company has maintained proper records showing full particulars of intangible assets.
  - (b) The property, plant and equipment and right-of-use assets have been physically verified by the management according to the program of periodical verification in phased manner, which, in our opinion, is reasonable having regard to the size of the Company and the nature of its Property, Plant and Equipment. According to the information and explanations given to us, no material discrepancies were noticed on such verification.
  - (c) Based on our examination of the property tax receipts and lease agreement for land on which building is constructed, registered sale deed / transfer deed / conveyance deed provided to us, we report that, the title in respect of self-constructed buildings and title deeds of all other immovable properties (other than properties where the company is the lessee and the lease agreements are duly executed in favour of the lessee), disclosed in the financial statements included under Property, Plant and Equipment are held in the name of the Company as at the balance sheet date.
- (d) The Company has not revalued any of its property, plant and equipment (including right-of-use assets) and intangible assets during the year.
- (e) Based on the information and explanation provided to us, no proceedings have been initiated during the year or are pending against the Company as at March 31, 2024 for holding any benami property under the Benami Transactions (Prohibition) Act, 1988 (as amended in 2016) and rules made thereunder.
- ii. (a) We have been explained by the management that the inventory (except stock lying with the third parties and in transit, for which confirmations have been received/ material received) has been physically verified at reasonable intervals and the procedures of physical verification of inventory followed by the management are reasonable in relation to the size of the Company and nature of its business. According to information and explanations given to us, the material discrepancies, if any, noticed on such physical verification of inventory as compared to book records were properly dealt within the books of accounts. Discrepancies of 10% or more in the aggregate for each class of inventory were not noticed.
- (b) According to the information and explanations given to us, the company has been sanctioned working capital limits against security of current assets in excess of five crore rupees, in aggregate, from banks or financial institutions. Based upon the audit procedure performed by us, the quarterly returns or statements filed by the company with such banks or financial institutions are materially in agreement with the books of account of the Company.

- iii. (a) According to the information and explanations given to us and based on our examination of records, the aggregate amount during the year, and balance outstanding at the balance sheet date with respect to guarantee and security are as follows:

₹ in Crores (10 Million)

Particulars	Guarantees	Security	Loans	Advances in nature of loans
<b>Aggregate amount granted/ provided during the year</b>				
(i) Subsidiaries	-	-	-	-
(ii) Joint Ventures	-	-	-	-
(iii) Associates	-	-	-	-
(iv) Others	-	-	-	-
<b>Balance outstanding as at balance sheet date in respect of above cases</b>				
(i) Subsidiaries	-	438.35	-	-
(ii) Joint Ventures	-	-	-	-
(iii) Associates	-	-	-	-
(iv) Others	-	-	-	-

- (b) In our opinion, the investments made, Guarantee Provided and security given by the company during the year are prima facie not prejudicial to the Company's interest.
- (c) The company has not granted any loan and advances in the nature of loans during the year. Hence, reporting under clause 3(iii)(c), (d), (e) & (f) of the Order is not applicable.
- iv. According to the information, explanations and representations given to us and based upon audit procedures performed, we are of the opinion that in respect of loans, investments, guarantees and securities, the Company has complied with the provisions of sections 185 and 186 of the Act.
- v. In our opinion and according to the information and explanations given to us, the Company has complied with the directives issued by the Reserve Bank of India and the provisions of Section 73 to 76 of the Act or any other relevant provisions of the Act and the rules framed thereunder with regard to deposits accepted from the public. We have been informed that no order has been passed by the Company Law Board or National Company Law Tribunal or Reserve Bank of India or any Court or other Tribunal in this regard.
- vi. We have broadly reviewed the books of account maintained by the Company pursuant to the rules made by Central Government for the maintenance of the cost records under section 148(1) of the Act in respect to the Company's products to which said rules are made applicable and are of the opinion that prima facie, the prescribed records have been made and maintained. We have however not made a detailed examination of the said records with a view to determine whether they are accurate or complete.
- vii. (a) According to the information and explanations given to us and on the basis of examination of the records of the Company, the Company has been regular in depositing undisputed statutory dues including Goods and Service Tax, Provident fund, employees' state insurance, income tax, custom duty, cess and any other material statutory dues with the appropriate authorities to the extent applicable and further there were no undisputed statutory dues payable for a period of more than six months from the date they become payable as at March 31, 2024.



## Annexure 'A' to the Independent Auditor's Report

- (b) Details of statutory dues referred to in sub-clause (a) above which have not been deposited as on March 31, 2024 on account of disputes are given below:

Name of the Statute	Nature of the dues	Forum where dispute is pending	Years	31st March, 2024, ₹ in Crores
Sales Tax Act	Sales Tax	Additional Commissioner (Appeals)	2010-2014	1.01
		Deputy Commissioner/ Deputy Commissioner (Appeals)/Sr. Joint Commissioner	2003-2017	0.01
		Tribunal	2005-2009	0.47
Central Excise Act	Excise Duty	CESTAT	1981-2017	1.86
		Principal Commissioner-GST and Excise	Dec. 2016 - March 2017	13.40
Custom Act	Custom Duty	Hon'ble Jodhpur High Court	2013-2014	3.13
		Directorate of Revenue Intelligence	2019-2020	67.74
Finance Act	Service Tax	Directorate General of GST Tax Intelligence	2017-2018	0.35
		CESTAT	2005-2006	0.04
		Assistant Commissioner	2006-2017	1.04
		Additional/Joint Commissioner-Audit	2018-2019	0.13
		Assistant/ Deputy Commissioner	2017-2018	0.25
		Assistant / Joint Commissioner of GST and Central Excise (Appeals - II)	2017-2018	0.05
	Goods & Service Tax	Principal Commissioner- CGST & Central excise	2017-18 to 2021-22	29.27
		Assistant Commissioner	2018-20	1.04
		Hon'ble Jodhpur High Court	2019-20	1.38
		Deputy commissioner	2017-18 to 2019-20	0.88
	Directorate General of GST Intelligence	2017-19	81.90	
	Joint Commissioner of Commercial Taxes (Appeals)	2017-19 & 2020-21	1.36	
Madhya Pradesh Entry Tax Act, 1976	Entry Tax	Commissioner	2008-2011	1.09
Labour Law	Employee's State Insurance of Corporation	ESIC Court	2011-2013	1.16
<b>Total</b>				<b>207.56</b>

- viii. There were no transactions relating to previously unrecorded income that have been surrendered or disclosed as income during the year in the tax assessments under the Income Tax Act, 1961 (43 of 1961).
- ix. (a) According to the information and explanation given to us and based on our examination of records, the Company has not defaulted in repayment of loans or other borrowings or in the payment of Interest thereon to any lender.
- (b) According to the information and explanations given to us and based on our examination of records, the company has not been declared wilful defaulter by any bank or financial institution or other lender government or any government authority.
- (c) According to the information and explanation given to us and based on our examination of records, the company has utilized the term loan for the purpose it was taken.
- (d) On an overall examination of the financial statements of the Company, funds raised on short term basis have, prima facie, not been used during the year for long-term purposes by the Company.

- (e) According to the information and explanation given to us and based on our examination of records, the Company has not taken any funds from any entity or person on account of or to meet the obligations of its subsidiaries, associates or joint ventures.
- (f) According to the information and explanation given to us and based on our examination of records, the company has not raised loans during the year on the pledge of securities held in its Subsidiaries, joint ventures or associate companies.
- x. (a) According to the information and explanation given to us and based on our examination of records, the Company has not raised moneys by way of initial public offer or further public offer (including debt instruments) during the year and hence reporting under clause 3(x)(a) of the Order is not applicable.
- (b) The Company has made private placement of shares through Qualified Institutional Placement during the year and according to the information and explanation given to us and based on our examination of records, the Company has complied with the requirement of section 42 and section 62 of the Companies Act 2013. The amount raised that remains unutilized during the year has been parked in the bank account in the form of fixed deposits. Further in the previous year, the company had raised amounts to ₹ 240 crores by issue of 24,000 Compulsorily Convertible Debentures ("CCDs") at Face Value of ₹1,00,000 each on preferential allotment basis. In line with the objects of the issue, the funds have been utilized to the extent of ₹127.93 crores till 31<sup>st</sup> March 2024 for the purpose it was raised, and the balance is parked in Cash Credit account of the Company.
- xi. (a) According to the information and explanation given to us and based on our examination of records, no material fraud by the Company and no material fraud on the Company has been noticed or reported during the year.
- (b) No report under sub-section (12) of section 143 of the Companies Act has been filed in Form ADT-4 as prescribed under rule 13 of Companies (Audit and Auditors) Rules, 2014 with the Central Government, during the year and upto the date of audit report.
- (c) According to the information and explanation given to us and based on our examination of records, no whistle blower complaints received by the Company during the year.
- xii. The Company is not a Nidhi Company and hence reporting under clause (xii) of the Order is not applicable.
- xiii. According to the information and explanation given to us and based on our examination of records, the Company is in compliance with Section 177 and 188 of the Companies Act, 2013 with respect to applicable transactions with the related parties and the details of related party transactions have been disclosed in the standalone financial statements as required by the applicable accounting standards.
- xiv. (a) In our opinion the Company has an adequate internal audit system commensurate with the size and the nature of its business.
- (b) We have considered, the internal audit reports for the year under audit, issued to the Company during the year and till date, in determining the nature, timing and extent of our audit procedures.
- xv. According to the information and explanation given to us and based on our examination of records, during the year the Company has not entered into any non-cash transactions with its Directors or persons connected with its directors, therefore provisions of section 192 of the Companies Act, 2013 are not applicable to the Company.
- xvi. (a) According to the information and explanation given to us and based on our examination of records, the Company is not required to be registered under section 45-IA of the Reserve Bank of India Act, 1934. Hence, reporting under clause 3(xvi) (a) of the Order is not applicable.
- (b) According to the information and explanation given to us and based on our examination of records, the company has not conducted any Non-Banking Financial or Housing Finance activities. Hence, reporting under clause 3(xvi) (b) of the Order is not applicable.
- (c) According to the information and explanation given to us and based on our examination of records, the Company is not a Core Investment Company (CIC) as defined in the regulations made by the Reserve Bank of India. Hence, reporting under clause 3(xvi) (b) of the Order is not applicable.
- (d) According to the information and explanation given to us and based on our examination of records, there are two core investment companies within the Group (as defined in the Core Investment Companies (Reserve Bank) Directions, 2016).



## Annexure 'A' to the Independent Auditor's Report

- xvii. The Company has not incurred cash losses during the financial year covered by our audit and the immediately preceding financial year.
- xviii. There has been no resignation of the statutory auditors of the Company during the year.
- xix. On the basis of the financial ratios, ageing and expected dates of realisation of financial assets and payment of financial liabilities, other information accompanying the financial statements and our knowledge of the Board of Directors and Management plans and based on our examination of the evidence supporting the assumptions, nothing has come to our attention, which causes us to believe that any material uncertainty exists as on the date of the audit report indicating that Company is not capable of meeting its liabilities existing at the date of balance sheet as and when they fall due within a period of one year from the balance sheet date. We, however, state that this is not an assurance as to the future viability of the Company. We further state that our reporting is based on

the facts up to the date of the audit report and we neither give any guarantee nor any assurance that all liabilities falling due within a period of one year from the balance sheet date, will get discharged by the Company as and when they fall due.

In our opinion and according to the information and explanations given to us, there is no unspent amount under sub-section (5) of Section 135 of the Act pursuant to any project. Accordingly, clause 3(xx)(a) and 3(xx)(b) of the Order are not applicable.

For S S KOTHARI MEHTA & CO. LLP  
Chartered Accountants

ICAI Firm Registration Number: 000756N/N500441

VIJAY KUMAR  
Partner

New Delhi, the 21<sup>st</sup> May, 2024

Membership Number: 092671

## Annexure 'B' to the Independent Auditor's Report

(Referred to in paragraph 2(g) under 'Report on Other Legal and Regulatory Requirements' section of our report to the Members of JK Tyre & Industries Limited of even date)

### Report on the Internal Financial Controls over Financial Reporting under Clause (i) of Sub-section 3 of Section 143 of the Companies Act, 2013 ("the Act")

We have audited the internal financial controls with reference to financial statements of **JK TYRE & INDUSTRIES LIMITED** ("the Company") as of March 31, 2024 in conjunction with our audit of the standalone financial statements of the Company for the year ended on that date.

### Management's Responsibility for Internal Financial Controls

The Board of Directors of the Company is responsible for establishing and maintaining internal financial controls based on the internal control with reference to financial statements criteria established by the Company considering the essential components of internal control stated in the Guidance Note on Audit of Internal Financial Controls over Financial Reporting issued by the Institute of Chartered Accountants of India. These responsibilities include the design, implementation and maintenance of adequate internal financial controls that were operating effectively for ensuring the

orderly and efficient conduct of its business, including adherence to respective Company's policies, the safeguarding of its assets, the prevention and detection of frauds and errors, the accuracy and completeness of the accounting records, and the timely preparation of reliable financial information, as required under the Act.

### Auditor's Responsibility

Our responsibility is to express an opinion on the internal financial controls with reference to financial statements of the Company based on our audit. We conducted our audit in accordance with the Guidance Note on Audit of Internal Financial Controls Over Financial Reporting (the "Guidance Note") issued by the Institute of Chartered Accountants of India and the Standards on Auditing prescribed under Section 143(10) of the Act, to the extent applicable to an audit of internal financial controls. Those Standards and the Guidance Note require that we comply with ethical requirements and plan and perform the audit to obtain reasonable assurance about whether adequate internal financial controls with reference to financial statements was established and maintained and if such controls operated effectively in all material respects.

Our audit involves performing procedures to obtain audit evidence about the adequacy of the internal financial controls system with reference to financial statements and their operating effectiveness. Our audit of internal financial controls with reference to financial statements included obtaining an understanding of internal financial controls with reference to financial statements, assessing the risk that a material weakness exists, and testing and evaluating the design and operating effectiveness of internal control based on the assessed risk. The procedures selected depend on the auditor's judgment, including the assessment of the risks of material misstatement of the financial statements, whether due to fraud or error.

We believe that the audit evidence we have obtained, is sufficient and appropriate to provide a basis for our audit opinion on the internal financial controls system with reference to financial statements of the Company.

### Meaning of Internal Financial Controls with Reference to Financial Statements

A Company's internal financial control with reference to financial statements is a process designed to provide reasonable assurance regarding the reliability of financial reporting and the preparation of financial statements for external purposes in accordance with generally accepted accounting principles. A Company's internal financial control with reference to financial statements includes those policies and procedures that (1) pertain to the maintenance of records that, in reasonable detail, accurately and fairly reflect the transactions and dispositions of the assets of the Company; (2) provide reasonable assurance that transactions are recorded as necessary to permit preparation of financial statements in accordance with generally accepted accounting principles, and that receipts and expenditures of the Company are being made only in accordance with authorisations of management and directors of the Company; and (3) provide reasonable assurance regarding prevention or timely detection of unauthorised acquisition, use, or disposition of the Company's assets that could have a material effect on the financial statements.

### Inherent Limitations of Internal Financial Controls with Reference to Financial Statements

Because of the inherent limitations of internal financial controls with reference to financial statements, including the possibility of collusion or improper management override of controls, material misstatements due to error or fraud may occur and not be detected. Also, projections of any evaluation of the internal financial controls with reference to financial statements to future periods are subject to the risk that the internal financial control with reference to financial statements may become inadequate because of changes in conditions, or that the degree of compliance with the policies or procedures may deteriorate.

### Opinion

In our opinion, to the best of our information and according to the explanations given to us, the Company has, in all material respects, an adequate internal financial controls system with reference to financial statements and such internal financial controls with reference to financial statements were operating effectively as at March 31, 2024, based on the internal control with reference to financial statements criteria established by the Company considering the essential components of internal control stated in the Guidance Note on Audit of Internal Financial Controls Over Financial Reporting issued by the Institute of Chartered Accountants of India.

For S S KOTHARI MEHTA & CO. LLP  
Chartered Accountants

ICAI Firm Registration Number: 000756N/N500441

VIJAY KUMAR  
Partner

New Delhi, the 21<sup>st</sup> May, 2024

Membership Number: 092671



## Balance Sheet

as at 31<sup>st</sup> March, 2024

₹ in Crores (10 Million)

	Note No.	As at 31.03.2024	As at 31.03.2023
<b>ASSETS</b>			
<b>(1) Non-current Assets</b>			
(a) Property, Plant and Equipment	2	3560.20	3362.08
(b) Capital Work-in-progress		316.92	100.44
(c) Investment Property	3	5.41	5.53
(d) Other Intangible Assets	4	12.02	7.04
(e) Intangible Assets under development		1.17	4.36
(f) Financial Assets			
- Investments	5	783.22	786.67
- Other Financial Assets	6	81.74	48.65
(g) Other Non-current Assets	7	27.11	48.28
		<b>4787.79</b>	<b>4363.05</b>
<b>(2) Current Assets</b>			
(a) Inventories	8	1396.54	1291.67
(b) Financial Assets			
- Investments	9	11.23	11.17
- Trade Receivables	10	2169.88	1774.20
- Cash and Cash Equivalents	11	64.64	50.23
- Other Bank Balances	12	527.19	28.54
- Other Financial Assets	13	115.74	138.71
(c) Current Tax Assets (Net)	14	51.01	27.07
(d) Other Current Assets	15	428.60	321.38
		<b>4764.83</b>	<b>3642.97</b>
		<b>9552.62</b>	<b>8006.02</b>
<b>TOTAL ASSETS</b>			
<b>EQUITY AND LIABILITIES</b>			
<b>EQUITY</b>			
(a) Equity Share Capital	16	52.14	49.25
(b) Other Equity		3843.89	2839.97
		<b>3896.03</b>	<b>2889.22</b>
<b>LIABILITIES</b>			
<b>(1) Non-current Liabilities</b>			
(a) Financial Liabilities			
- Borrowings	17	834.83	849.03
- Lease Liabilities		87.78	47.04
- Other Financial Liabilities	18	666.88	593.74
(b) Provisions	19	35.73	32.99
(c) Deferred Tax Liabilities (Net)	20	500.68	369.77
		<b>2125.90</b>	<b>1892.57</b>
<b>(2) Current Liabilities</b>			
(a) Financial Liabilities			
- Borrowings	21	1521.32	1698.28
- Lease Liabilities		34.13	40.34
- Trade Payables	22		
Micro & Small Enterprises		41.62	40.77
Others		1294.35	996.09
- Other Financial Liabilities	23	401.82	278.20
(b) Other Current Liabilities	24	230.32	159.79
(c) Provisions	25	7.13	10.76
		<b>3530.69</b>	<b>3224.23</b>
		<b>9552.62</b>	<b>8006.02</b>
<b>TOTAL EQUITY AND LIABILITIES</b>			
Company Overview, Basis of preparation and Material Accounting Policies.	1		

The accompanying notes are an integral part of the financial statements.

As per our report of even date

For S S KOTHARI MEHTA & CO. LLP

Chartered Accountants

Firm Registration No. - 000756N / N500441

Sanjeev Aggarwal  
Chief Financial Officer

VIJAY KUMAR

Partner

Membership No. - 092671

New Delhi, the 21<sup>st</sup> May, 2024

P. K. Rustagi  
Company Secretary

Dr. Raghupati Singhania (DIN: 00036129)

Anshuman Singhania (DIN: 02356566)

Bharat Hari Singhania (DIN: 00041156)

Smt. Sunanda Singhania (DIN: 02356376)

Shreekant Somany (DIN: 00021423)

Kalpataru Tripathy (DIN: 00865794)

Smt. Meera Shankar (DIN: 06374957)

Dr. Jorg Nohl (DIN: 10392379)

Subhrakant Panda (DIN: 00171845)

Arun K. Bajoria (DIN: 00026540)

Chairman & Managing Director

Managing Director

Directors

## Statement of Profit and Loss

for the year ended 31<sup>st</sup> March, 2024

₹ in Crores (10 Million)

	Note No.	2023-2024	2022-2023
<b>I.</b> Revenue from Operations	26	10313.27	9617.92
<b>II.</b> Other Income	27	36.22	31.52
<b>III. Total Income (I+II)</b>		<b>10349.49</b>	<b>9649.44</b>
<b>IV. Expenses</b>			
Cost of Materials Consumed		5512.66	5707.01
Purchases of Stock-in-trade		997.03	1074.34
(Increase) / Decrease in Inventories of Finished Goods, Work-in-progress and Stock-in-trade	28	25.49	(19.60)
Employee Benefits Expense	29	836.20	707.54
Finance Costs	30	241.55	257.51
Depreciation and Amortization Expense		252.45	242.58
Other Expenses	31	1580.89	1373.82
<b>Total Expenses (IV)</b>		<b>9446.27</b>	<b>9343.20</b>
<b>V. Profit before Interest, Depreciation &amp; Tax (PBIDT)</b>		<b>1397.22</b>	<b>806.33</b>
<b>VI. Profit / (Loss) before Exceptional Items and Tax (III-IV)</b>		<b>903.22</b>	<b>306.24</b>
<b>VII.</b> Exceptional Items	47	(21.25)	(36.17)
<b>VIII. Profit / (Loss) before Tax (VI+VII)</b>		<b>881.97</b>	<b>270.07</b>
<b>IX.</b> Tax Expense			
(1) Current Tax		278.96	72.41
(2) Deferred Tax		12.25	13.89
<b>X. Profit / (Loss) for the Year (VIII-IX)</b>		<b>590.76</b>	<b>183.77</b>
<b>XI. Other Comprehensive Income</b>			
Items that will not be reclassified to Profit or Loss :			
- Re-measurement Losses on Defined Benefit Plans		(0.34)	(15.76)
- Income Tax relating to Items that will not be reclassified to Profit or Loss		0.12	5.51
<b>Total Other Comprehensive Income</b>		<b>(0.22)</b>	<b>(10.25)</b>
<b>XII. Total Comprehensive Income for the Year (X+XI)</b>		<b>590.54</b>	<b>173.52</b>
<b>XIII. Earnings per Equity Share of ₹2 each</b>	48		
Basic (₹)		22.42	7.45
Diluted (₹)		22.36	7.45

The accompanying notes are an integral part of the financial statements.

As per our report of even date

For S S KOTHARI MEHTA & CO. LLP

Chartered Accountants

Firm Registration No. - 000756N / N500441

Sanjeev Aggarwal  
Chief Financial Officer

VIJAY KUMAR

Partner

Membership No. - 092671

New Delhi, the 21<sup>st</sup> May, 2024

P. K. Rustagi  
Company Secretary

Dr. Raghupati Singhania (DIN: 00036129)

Anshuman Singhania (DIN: 02356566)

Bharat Hari Singhania (DIN: 00041156)

Smt. Sunanda Singhania (DIN: 02356376)

Shreekant Somany (DIN: 00021423)

Kalpataru Tripathy (DIN: 00865794)

Smt. Meera Shankar (DIN: 06374957)

Dr. Jorg Nohl (DIN: 10392379)

Subhrakant Panda (DIN: 00171845)

Arun K. Bajoria (DIN: 00026540)

Chairman & Managing Director

Managing Director

Directors





## Statement of Changes in Equity (SOCE)

for the year ended 31st March, 2024

### I. EQUITY SHARE CAPITAL

#### (1) Current reporting period

₹ in Crores (10 Million)

As at 1.4.2023	Change due to prior period errors	Restated Balance as at 1.4.2023	Change during the Current Year <sup>#</sup>	As at 31.03.2024
49.25	-	49.25	2.89	52.14

#### (2) Previous reporting period

₹ in Crores (10 Million)

As at 1.4.2022	Change due to prior period errors	Restated Balance as at 1.4.2022	Change during the Current Year	As at 31.03.2023
49.25	-	49.25	-	49.25

### II. OTHER EQUITY

#### (1) Current reporting period

₹ in Crores (10 Million)

Particulars	Reserves & Surplus						
	Equity Component of CCDs	Securities Premium	Capital Redemption Reserve	General Reserve	Retained Earnings		Total Other Equity
					Surplus in P/L Statement	Other Comprehensive Income*	
As at 31 <sup>st</sup> March, 2023	226.53	456.70	7.00	903.46	1313.92	(67.64)	2839.97
Profit for the year					590.76		590.76
Other Comprehensive Income (Net of Taxes)						(0.22)	(0.22)
Final Dividend					(49.25)		(49.25)
Interim Dividend					(26.07)		(26.07)
Issue of Equity Shares pursuant to QIP (Net of Transaction cost) <sup>#</sup>		488.70					488.70
<b>As at 31<sup>st</sup> March, 2024</b>	<b>226.53</b>	<b>945.40</b>	<b>7.00</b>	<b>903.46</b>	<b>1829.36</b>	<b>(67.86)</b>	<b>3843.89</b>

#### (2) Previous reporting period

₹ in Crores (10 Million)

Particulars	Reserves & Surplus						
	Equity Component of CCDs	Securities Premium	Capital Redemption Reserve	General Reserve	Retained Earnings		Total Other Equity
					Surplus in P/L Statement	Other Comprehensive Income*	
As at 1 <sup>st</sup> April, 2022		456.70	7.00	903.46	1167.08	(57.39)	2476.85
Profit for the year					183.77		183.77
Other Comprehensive Income (Net of Taxes)						(10.25)	(10.25)
Cash Dividend					(36.93)		(36.93)
Issue of Compulsorily Convertible Debentures (CCDs) (Net of Transaction cost and Deferred Tax adjustment)	226.53						226.53
<b>As at 31<sup>st</sup> March, 2023</b>	<b>226.53</b>	<b>456.70</b>	<b>7.00</b>	<b>903.46</b>	<b>1313.92</b>	<b>(67.64)</b>	<b>2839.97</b>

\*Represents Re-measurement Losses on Defined Benefit Plans.

<sup>#</sup>During the year, the Company has allotted 1,44,92,749 equity shares of face value of ₹ 2 each (aggregating ₹ 2.89 crores) at a premium of ₹ 343 per equity share (aggregating ₹ 497.10 crores) to eligible qualified institutional buyers. The share issue expenses of ₹ 8.40 crores have been adjusted against securities premium.

## Statement of Changes in Equity (SOCE)

for the year ended 31st March, 2024

Component of equity	Nature and Purpose
Equity Component of CCDs	During the previous year, the Company had issued and allotted 24,000 Compulsorily Convertible Debentures ("CCDs") having face value of ₹ 1,00,000 each to International Finance Corporation ("IFC") on preferential allotment basis on 20 <sup>th</sup> March, 2023. The CCDs carry a coupon rate of 6% p.a. compounded quarterly. The CCDs shall be convertible into Equity Shares of ₹ 2 each of the Company, within a period up to 18 months from the date of allotment, at a conversion price of ₹ 180.50 for each Equity Share, which includes premium of ₹ 178.50 per Equity Share. The interest at the rate of 6% p.a. compounded cumulatively on a quarterly basis on CCDs shall be converted into Equity Shares at the conversion price of ₹ 180.50 for each Equity Share. If such interest on CCDs cannot be converted into Equity Shares at the conversion price, then such interest is to be paid either: (a) in cash; or (b) in combination of Equity Shares and cash, as accepted by IFC. These CCDs are unsecured and do not carry any voting rights. The equity shares to be allotted on conversion of the CCDs shall rank pari-passu with the then existing fully paid up equity shares of the company with respect to dividends and voting rights. The CCDs being Compound Financial Instruments have to be bifurcated into Equity and Liability components. For Liability Component, please refer Note No. 17.
Securities Premium	Represents amounts received in excess of face value on issue of equity shares which may be utilised for purposes specified u/s 52(2) of the Companies Act, 2013.
Capital Redemption Reserve	Represents the statutory reserve created at the time of redemption of Preference Share Capital, which can be applied for issuing fully paid-up bonus shares.
General Reserve	Represents accumulated profits set apart by way of transfer from current year Profits or/and Surplus in P/L Statement comprised in Retained Earnings for 'other than specified purposes'.

As per our report of even date

	Dr. Raghupati Singhania (DIN: 00036129)	} <i>Chairman &amp; Managing Director</i> <i>Managing Director</i>
	Anshuman Singhania (DIN: 02356566)	
For S S KOTHARI MEHTA & CO. LLP <i>Chartered Accountants</i> Firm Registration No. - 000756N / N500441	Sanjeev Aggarwal <i>Chief Financial Officer</i>	} <i>Directors</i>
	Bharat Hari Singhania (DIN: 00041156)	
	Smt. Sunanda Singhania (DIN: 02356376)	
	Shreekant Somany (DIN: 00021423)	
	Kalpataru Tripathy (DIN: 00865794)	
	Smt. Meera Shankar (DIN: 06374957)	
	Dr. Jorg Nohl (DIN: 10392379)	
VIJAY KUMAR <i>Partner</i> Membership No. - 092671 New Delhi, the 21 <sup>st</sup> May, 2024	P. K. Rustagi <i>Company Secretary</i>	
	Subhrakant Panda (DIN: 00171845)	
	Arun K. Bajoria (DIN: 00026540)	



## Notes to the Standalone Financial Statements

### Note - 1 Company Overview, Basis of Preparation and Material Accounting Policies

#### 1.1 The Company overview:

JK Tyre & Industries Limited (JKTIL) is a public limited company incorporated and domiciled in India and its shares are publicly traded on the National Stock Exchange ('NSE') and the Bombay Stock Exchange ('BSE') in India. The registered office of the company is situated at Jaykaygram, PO - Tyre Factory, Kankroli - 313342 Rajasthan, India.

JKTIL develops, manufactures, markets and distributes automotive Tyres, Tubes, Flaps and Retreads. The company sells its Tyres to vehicle manufacturers for fitment in original equipment and in replacement markets worldwide. The company has six manufacturing plants located in Rajasthan, Madhya Pradesh, Tamil Nadu and three plants in Karnataka.

These financial statements were approved and adopted by board of directors of the Company in their meeting held on 21<sup>st</sup> May, 2024.

#### 1.2 Basis of preparation and measurement of financial statements:

The financial statements have been prepared in accordance with Indian Accounting Standards (Ind AS) as prescribed under Section 133 of the Companies Act, 2013 read with Companies (Indian Accounting Standards) Rules 2015, as amended from time to time and other relevant provisions of the Companies Act, 2013. All accounting policies and applicable IND AS have been applied consistently for all periods presented.

The functional currency of the Company is Indian rupee (₹).

The financial statements have been prepared under historical cost convention on accrual basis, except for the items that have been measured at fair value as required by relevant Ind AS. The financial statements correspond to the classification provisions contained in Ind AS-1 (Presentation of Financial Statements).

The preparation of these financial statements requires management judgements, estimates and assumptions that affect the application of accounting policies, the accounting disclosures made and the reported amounts of assets, liabilities, income, and expenses. Estimates and underlying assumptions are reviewed on a periodic basis. Revisions to accounting estimates are made in the period, in which, the estimates are revised and in any future periods, effected pursuant to such revision.

#### 1.3 Material accounting policies:

##### (i) Property, plant and equipment:

- a) Property, plant and equipment are measured at cost less accumulated depreciation and impairment losses, if any. Cost includes expenses directly attributable to bringing the asset to the location and condition necessary for it to be capable of operating in the manner intended by management.

Expenditure during construction / erection period is included under capital work-in-progress and, which is allocated to the respective property, plant and equipment on completion of construction / erection.

- b) Depreciation on property, plant and equipment (including Continuous Process Plants considered on technical evaluation) has been provided using Straight line method over their useful lives and in the manner prescribed under Schedule II of the Companies Act, 2013. However, in respect of certain property, plant and equipment, depreciation is provided as per their useful lives as assessed by the management supported by technical advice ranging from 15 to 35 years for plant and machinery and 15 to 70 years for buildings. Accelerated depreciation in respect of a production accessory is provided over 6 years.

The carrying amount is eliminated from the financial statements, upon sale and disposition of the assets and the resultant gains or losses are recognised in the statement of profit and loss.

##### (ii) Lease:

- a) The Company, as a lessee, at the inception of contract, assesses whether the contract is a lease or not. If yes, the contract conveys in favour of the Company, the right to control the use of an identified asset for a period of time in exchange for consideration.

The right-of-use assets are initially recognized at cost, which comprises of the initial amount of the lease liability adjusted for any lease payments made at or prior to the commencement date of the lease plus any initial direct costs less any lease incentives. In the Balance Sheet, Right-of-use Asset

## Notes to the Standalone Financial Statements

are presented under respective items of Property, Plant and Equipment or Investment Property, as the case may be. The lease liability is initially measured at amortized cost at the present value of the future lease payments. The lease payments are discounted using the interest rate implicit in the lease or, if not readily determinable, using the incremental borrowing rates of the Lessee. In addition, the carrying amount of lease liabilities and right-of-use assets are re-measured if there is a modification, a change in the lease term, a change in the lease payments (e.g., changes to future payments resulting from a change in an index or rate used to determine such lease payments) or a change in the assessment of an option to purchase the underlying asset.

- b) Depreciation on Right-of-use Asset has been provided using Straight line method over their useful lives or lease period, whichever is lower. Interest Expense on Lease Liabilities are provided using discount rate used to determine Lease Liabilities. Depreciation and Interest expenses are recognised in the Statement of Profit and Loss.
- c) For short-term leases and leases for which, the underlying asset value is low, right-of-use assets and lease liabilities are not recognised. The lease payments associated with these leases are recognised as expense over the lease term.
- d) The Company, as a lessor, recognises lease payments from operating leases as income on straight-line basis over the lease term. The Company has recognised costs, including depreciation, incurred in earning the lease income as an expense.

### (iii) Inventories:

Inventories are valued at lower of cost and net realisable value. However, materials and other supplies held for use in production of inventories are not written down below cost, if the finished goods are expected to be sold at or above cost. The cost is computed on weighted average basis. Finished Goods, Traded Goods and Process Stock include cost of purchase, cost of conversion and other costs incurred in bringing the inventories to their present location and condition. Slow-moving and

obsolete items based upon technical evaluation are provided for.

### (iv) Employee benefit:

Employee benefits include wages & salaries, provident fund, superannuation fund, employee state insurance scheme, gratuity fund and compensated absences, etc.

#### (a) Defined-contribution plans

Contributions to the employees' regional provident fund, superannuation fund, Employees' Pension Scheme and Employees' State Insurance are recognised as defined contribution plan and charged as expenses during the period in which the employees perform the services.

#### (b) Defined-benefit plans

Retirement benefits in the form of Gratuity and Leave Encashment are considered as defined benefit plan and determined on actuarial valuation using the Projected Unit Credit Method at the balance sheet date. Actuarial Gains or Losses through re-measurement of the net obligation of a defined benefit liability or asset is recognised in Other Comprehensive Income. Such re-measurements are not reclassified to Statement of Profit and Loss in subsequent periods.

The Provident Fund Contribution other than contribution to Employees' Regional Provident Fund, is made to trust administered by the trustees. The interest rate to the members of the trust shall not be lower than the statutory rate declared by the Central Government under Employees' Provident Fund and Miscellaneous Provision Act, 1952. The Employer shall make good deficiency, if any.

#### (c) Short term employee benefits

Short term benefits are charged off at the undiscounted amount in the year in which the related service is rendered.

### (v) Income tax:

Income tax is comprised of current and deferred tax. Income tax expense is recognised in the Statement of Profit and Loss, except to the extent it relates



## Notes to the Standalone Financial Statements

to items directly recognised in equity or in other comprehensive income.

- (a) **Current tax:** Current Tax is the amount of tax payable on the estimated taxable income for the current year as per the provisions of Income Tax Act, 1961.
- (b) **Deferred tax:** Deferred tax liabilities are generally recognised for all taxable temporary differences. Deferred tax assets are generally recognised for all deductible temporary differences, unabsorbed losses and unabsorbed depreciation to the extent, it is probable that taxable income will be available against which the same can be realised. Deferred tax assets are reviewed at the end of each subsequent reporting period.
- (c) **Minimum Alternate Tax (MAT) Credit:** MAT credit is recognized when there is convincing evidence that the Company will pay normal income tax during the specified period. It is reviewed at the end of each subsequent reporting period.

### (vi) Financial Instruments:

A financial instrument is any contract that gives rise to a financial asset of one entity and a financial liability or equity instrument of another entity.

#### (a) Financial assets

Financial assets include cash and cash equivalents, trade and other receivables, investments in securities and other eligible current and non-current assets.

At initial recognition, all financial assets are measured at fair value. However, trade receivables that do not contain a significant financing component are measured at transaction price. The financial assets are subsequently classified under one of the following three categories according to the purpose for which they are held. The classification is reviewed at the end of each reporting period.

- Financial assets at amortised cost: At the date of initial recognition, are held to collect contractual cash flows of principal and interest on principal amount outstanding on specified dates. These financial assets are intended to be held until

maturity. Therefore, they are subsequently measured at amortised cost by applying the Effective Interest Rate (EIR) method to the gross carrying amount of the financial asset. The EIR amortisation is included as interest income in the profit or loss on time proportionate basis. The losses arising from impairment are recognised in the profit or loss.

- Financial assets at fair value through other comprehensive income: At the date of initial recognition, are held to collect contractual cash flows of principal and interest on principal amount outstanding on specified dates, as well as held for selling. Therefore, they are subsequently measured at each reporting date at fair value, with all fair value movements recognised in Other Comprehensive Income (OCI). Interest income calculated using the effective interest rate (EIR) method on time proportionate basis, impairment loss or gain and foreign exchange loss or gain are recognised in the Statement of Profit and Loss. On derecognition of the asset, cumulative gain or loss previously recognised in Other Comprehensive Income is reclassified from the OCI to Statement of Profit and Loss.
- Financial assets at fair value through profit or loss: At the date of initial recognition, financial assets are held for trading, designated financial assets to be valued through profit or loss or which are measured neither at Amortised Cost nor at Fair Value through OCI. Therefore, they are subsequently measured at each reporting date at fair value, with all fair value movements recognised in the Statement of Profit and Loss. Dividend income on equity shares is recognised when the right to receive payment is established, which becomes certain after shareholders' approval. Interest and Dividend Income as well as fair value changes are disclosed separately in the Statement of Profit & Loss.

Investment in Equity shares of subsidiaries and associates are valued at cost.

The Company derecognises a financial asset when the contractual rights to the cash flows from the financial asset expires or it transfers the financial

## Notes to the Standalone Financial Statements

asset and the transfer qualifies for derecognition under Ind AS 109. Upon derecognition the difference between the carrying amount of a financial asset derecognised and the sum of the consideration received and receivable and the cumulative gain or loss that had been recognised in other comprehensive income and accumulated in equity is recognised in the Statement of Profit and Loss.

The company assesses impairment based on the expected credit losses (ECL) model to all its financial assets measured at amortised cost. ECL is the difference between all contractual cash flows that are due to the Company in accordance with the contract and all the cash flows that entity expects to receive (i.e. all cash shortfalls) discounted at original effective interest rate. Impairment loss allowance (or reversal) for the period is recognised in the Statement of Profit and Loss.

### (b) Financial liabilities

Financial liabilities include long-term and short-term loans and borrowings, trade and other payables and other eligible current and non-current liabilities.

All financial liabilities are recognised initially at fair value and, in the case of loans and borrowings and other payables, net of directly attributable transaction costs. After initial recognition, financial liabilities are classified under one of the following two categories:

- Financial liabilities at amortised cost: After initial recognition, such financial liabilities are subsequently measured at amortised cost by applying the Effective Interest Rate (EIR) method to the gross carrying amount of the financial liability. The EIR amortisation is included in finance expense in the Statement of Profit or Loss.
- Financial liabilities at fair value through profit or loss: which are designated as such on initial recognition, or which are held for trading. Fair value gains/ losses attributable to changes in own credit risk is recognised in OCI. These gains / loss are not subsequently transferred to

Statement of Profit and Loss. All other changes in fair value of such liabilities are recognised in the Statement of Profit and Loss.

The Company derecognises a financial liability when the obligation specified in the contract is discharged, cancelled or expired. The difference between the carrying amount of a financial liability derecognised and the sum of consideration paid and payable is recognised in Statement of Profit and Loss as other income or finance costs/ other expenses.

### (vii) Derivative financial instruments:

Derivative instruments such as forward currency contracts, interest rate swaps and option contracts are used to hedge foreign currency risks and interest rate risk. Such derivatives are initially recognised at their fair values on the date on which a derivative contract is entered into and are subsequently re-measured at fair value on each reporting date. Any gains or losses arising from changes in the fair value of derivatives are taken directly to Statement of Profit and Loss. Derivatives are carried as financial assets when the fair value is positive and as financial liabilities when the fair value is negative.

### (viii) Compulsorily Convertible Debentures – Compound Financial Instruments:

Compulsorily Convertible Debentures (CCDs) are treated as compound financial instruments and these are separated into liability and equity components based on the terms of the contract. At the inception of the CCDs, the following two elements are separated: (a) a liability component arising from the interest payments, if any; and (b) an equity component representing the delivery of fixed number of equity shares in future. On issuance of the CCDs, the fair value of the liability portion is determined using a market interest rate for an equivalent non-convertible debt. This amount is recorded as a liability on an amortised cost basis, till its conversion into equity or payment, whichever is earlier. The remainder of the proceeds is attributable to the equity portion of the compound instrument and is not subsequently remeasured. In addition, the component classified as equity shall remain in equity till its conversion. Transaction costs are apportioned between the liability and equity components of the CCDs based on the allocation of proceeds to the liability



## Notes to the Standalone Financial Statements

and equity components when the instruments are initially recognised.

### (ix) Revenue:

Revenue is recognised upon transfer of control of promised goods or services to customers at transaction price (net of taxes and duties), arrived at by determining the consideration received or receivable after adjusting returns, allowances, trade discounts, volume discounts etc. in exchange of goods or services.

For applying above principle, the Company adopts five step model, which are: a) Identify the contract(s) with customer(s); b) Identify the performance obligations under the contract(s); c) Determine the transaction price; d) Allocate the transaction price to the performance obligations in the contract(s); e) recognise revenue, when or as the entity satisfies a performance obligation.

Contract Liabilities are recognised when there is an entity's obligation to transfer goods or services to a customer for which, the entity has received consideration from the customer. Revenue in excess of invoicing are classified as contract assets.

### Sale of Goods:

Revenue from the sale of goods is recognised at the point in time, when control is transferred to the customer.

### Interest Income:

Interest income is recognized on time proportion basis using the effective interest method.

### Dividend income:

Dividend income is recognized when the right to receive payment is established, which becomes certain after shareholders' approval.

### (x) Grants:

Grants and subsidies from the Government are recognised when there is reasonable assurance that the grant / subsidy will be received and all attaching conditions will be complied with. Revenue Grants are recognised in the Statement of Profit and Loss. Capital Grants relating to specific assets are recognised in the Balance Sheet by deducting the grant from carrying amount of the asset and depreciation is charged on reduced carrying value of asset.

Export incentives are recognised in the Statement of Profit and Loss.

### (xi) Impairment:

The carrying amounts of Property, plant and equipment, Intangible assets, Investment property and Investments are reviewed at each Balance Sheet date to assess impairment if any, based on internal / external factors. An asset is treated as impaired, when the carrying cost of asset exceeds its recoverable value, being higher of value in use and net selling price. An impairment loss is recognised as an expense in the Statement of Profit and Loss in the year in which an asset is identified as impaired. The impairment loss recognised in prior accounting period is reversed, if there has been an improvement in recoverable amount.

## Notes to the Standalone Financial Statements

### Note - 2 Property, Plant and Equipment

₹ in Crores (10 Million)

Particulars	Gross Value			Depreciation / Amortisation					Net Value	
	As at 31.03.2023	Additions / Adjustments ^	Sales / Adjustments	As at 31.03.2024	Upto 31.03.2023	For the year	Sales/ Adjustments	Upto 31.03.2024	As at 31.03.2024	As at 31.03.2023
<b>Land:</b>										
- Freehold	61.25	-	1.40	<b>59.85</b>	-	-	-	-	<b>59.85</b>	61.25
	(66.68)	-	(5.43)	<b>(61.25)</b>	-	-	-	-	<b>(61.25)</b>	(66.68)
- Leasehold-Right of Use \$	10.96	-	-	<b>10.96</b>	2.76	0.12	-	<b>2.88</b>	<b>8.08</b>	8.20
	(10.96)	-	-	<b>(10.96)</b>	(2.64)	(0.12)	-	<b>(2.76)</b>	<b>(8.20)</b>	(8.32)
<b>Buildings</b>										
- Owned*	811.98	3.25	1.99	<b>813.24</b>	222.38	13.62	0.37	<b>235.63</b>	<b>577.61</b>	589.60
	(809.25)	(4.78)	(2.05)	<b>(811.98)</b>	(210.87)	(13.56)	(2.05)	<b>(222.38)</b>	<b>(589.60)</b>	(598.38)
- On Lease- Right of Use \$	96.00	17.12	6.60	<b>106.52</b>	41.99	16.88	5.99	<b>52.88</b>	<b>53.64</b>	54.01
	(66.84)	(34.39)	(5.23)	<b>(96.00)</b>	(30.66)	(14.55)	(3.22)	<b>(41.99)</b>	<b>(54.01)</b>	(36.18)
<b>Plant &amp; Equipment:</b>										
- Owned	5118.23	373.21	84.23	<b>5407.21</b>	2522.71	185.13	63.69	<b>2644.15</b>	<b>2763.06</b>	2595.52
	(4915.09)	(230.31)	(27.17)	<b>(5118.23)</b>	(2359.37)	(180.96)	(17.62)	<b>(2522.71)</b>	<b>(2595.52)</b>	(2555.72)
- On Lease- Right of Use \$	130.66	65.57	-	<b>196.23</b>	107.04	28.47	-	<b>135.51</b>	<b>60.72</b>	23.62
	(131.04)	-	(0.38)	<b>(130.66)</b>	(80.21)	(26.83)	-	<b>(107.04)</b>	<b>(23.62)</b>	(50.83)
<b>Furniture and Fixtures</b>										
	19.57	0.47	0.55	<b>19.49</b>	14.76	0.83	0.50	<b>15.09</b>	<b>4.40</b>	4.81
	(18.89)	(1.54)	(0.86)	<b>(19.57)</b>	(14.73)	(0.81)	(0.78)	<b>(14.76)</b>	<b>(4.81)</b>	(4.16)
<b>Office Equipments</b>										
	24.46	0.73	0.37	<b>24.82</b>	19.36	1.26	0.34	<b>20.28</b>	<b>4.54</b>	5.10
	(23.16)	(2.33)	(1.03)	<b>(24.46)</b>	(19.24)	(1.10)	(0.98)	<b>(19.36)</b>	<b>(5.10)</b>	(3.92)
<b>Vehicles</b>										
	35.40	14.84	6.94	<b>43.30</b>	15.43	4.16	4.59	<b>15.00</b>	<b>28.30</b>	19.97
	(32.17)	(8.14)	(4.91)	<b>(35.40)</b>	(15.47)	(3.41)	(3.45)	<b>(15.43)</b>	<b>(19.97)</b>	(16.70)
<b>Total</b>	<b>6308.51</b>	<b>475.19</b>	<b>102.08</b>	<b>6681.62</b>	<b>2946.43</b>	<b>250.47</b>	<b>75.48</b>	<b>3121.42</b>	<b>3560.20</b>	<b>3362.08</b>
<b>Previous year</b>	<b>(6074.08)</b>	<b>(281.49)</b>	<b>(47.06)</b>	<b>(6308.51)</b>	<b>(2733.19)</b>	<b>(241.34)</b>	<b>(28.10)</b>	<b>(2946.43)</b>	<b>(3362.08)</b>	<b>(3340.89)</b>

Figures in brackets represent amounts pertaining to previous year.

In accordance with the option given under Ind AS, the Property, plant and equipment as on 01.04.2015 were recognised at the carrying value of previous GAAP as deemed cost.

Unamortised forex reinstatement as on 31.03.2024 ₹ 90.98 crores (Previous year: ₹ 97.00 crores)

\* Buildings include 32 shares held in co-operative housing societies.

\$ Refer Note No. - 39.

The Company has not revalued any Property, Plant & Equipment during the year.

For security against borrowings - Refer Note No. 17.





## Notes to the Standalone Financial Statements

### Note - 3 Investment Property

₹ in Crores (10 Million)

Particulars	Gross Value			Depreciation			Net Value			
	As at 31.03.2023	Additions / Adjustments	Sales / Adjustments	As at 31.03.2024	Upto 31.03.2023	For the year	Sales/ Adjustments	Upto 31.03.2024	As at 31.03.2024	As at 31.03.2023
<b>Buildings</b>	6.53	-	-	<b>6.53</b>	1.00	0.12	-	<b>1.12</b>	<b>5.41</b>	5.53
	(6.53)	-	-	<b>(6.53)</b>	(0.90)	(0.10)	-	<b>(1.00)</b>	<b>(5.53)</b>	(5.63)

Figures in brackets represent amounts pertaining to previous year.

Rental Income: ₹ 0.24 crore (Previous Year: ₹ 0.26 crore). No material expenses were incurred for maintenance.

### Note - 4 Other Intangible Assets

₹ in Crores (10 Million)

Particulars	Gross Value			Amortisation			Net Value			
	As at 31.03.2023	Additions / Adjustments	Sales / Adjustments	As at 31.03.2024	Upto 31.03.2023	For the year	Sales/ Adjustments	Upto 31.03.2024	As at 31.03.2024	As at 31.03.2023
<b>Computer Software<sup>#</sup></b>	25.51	6.84	-	<b>32.35</b>	18.47	1.86	-	<b>20.33</b>	<b>12.02</b>	7.04
	(20.01)	(5.50)	-	<b>(25.51)</b>	(17.33)	(1.14)	-	<b>(18.47)</b>	<b>(7.04)</b>	(2.68)

Figures in brackets represent amounts pertaining to previous year.

<sup>#</sup> Being amortised over a period of 5 years.

### Note - 5 Investments [Non-Current (Other Than Trade)]

	As at 31.03.2024		As at 31.03.2023	
	Numbers	₹ in Crores (10 Million)	Numbers	₹ in Crores (10 Million)
<b>Investment in Equity Shares:</b>				
<b>Subsidiary Companies (at Cost):</b>				
Lankros Holdings Limited (Euro 1 each)	42,95,604	73.71	42,95,604	73.71
Sarvi Holdings Switzerland AG (CHF 1000 each)	100	0.40	100	0.40
JK Tornel S.A. de C.V. (Mexican Pesos 1000 each)	25	0.01	25	0.01
J. K. International Ltd. (£1 each)**	1,35,000	-	1,35,000	-
J. K. Asia Pacific Ltd. (HK\$ 1 each)	19,99,999	0.71	19,99,999	0.71
3D Innovations Pvt. Ltd (₹10 each)	15,00,000	-	15,00,000	-
Cavendish Industries Ltd. (₹10 each) ^	4,44,60,965	637.22	4,44,60,965	637.22
<b>Associate Companies (at Cost):</b>				
Hari Shankar Singhania Elastomer & Tyre Research Institute (₹100 each) (₹2400; Previous year: ₹2400)	24	-	24	-
Treel Mobility Solutions Pvt. Ltd.(₹10 each)	3,737	6.30	3,737	6.30
Dwarkesh Energy Ltd. (₹10 each)	3,50,000	0.35	3,50,000	0.35
<b>Others (at fair value through P&amp;L):</b>				
HDFC Bank Ltd. (₹1 each)	10,000	1.45	10,000	1.61
Bengal & Assam Company Ltd. (BACL) (₹10 each) <sup>§</sup>	11,641	9.95	11,641	4.26

## Notes to the Standalone Financial Statements

	As at 31.03.2024		As at 31.03.2023	
	Numbers	₹ in Crores (10 Million)	Numbers	₹ in Crores (10 Million)
J.K.I. Employees Co-operative Credit Society Ltd. (₹1000 each) (₹5000; Previous year: ₹5000)	5	-	5	-
Vaayu Renewable Energy (Godavari) Pvt. Ltd. (₹10 each)	49,400	9.79	49,400	7.76
ReNew Wind Energy (AP) Pvt. Ltd. (₹10 each)	65,700	1.28	15,700	0.24
ReNew Wind Energy (Karnataka) Pvt. Ltd. (₹10 each)	42,000	0.05	42,000	0.05
<b>Investment in Preference Shares (at fair value through P&amp;L):</b>				
<b>Associate Company:</b>				
Dwarkesh Energy Ltd. (7% Optionally Convertible Cumulative Redeemable Preference Shares) (₹100 each)	11,00,000	11.00	11,00,000	14.89
<b>Investment in Preference Shares (at amortised cost):</b>				
J.K. Fenner (India) Ltd. (1% [4% IRR] Cumulative Redeemable Preference Shares) (₹100 each)	45,00,000	29.78	45,00,000	38.20
<b>Investment in Mutual Fund (at fair value through P&amp;L):</b>				
LIC Nomura Mutual Fund Growth Fund (₹10 each)	2,50,000	1.22	2,50,000	0.96
		<b>783.22</b>		<b>786.67</b>
Aggregate amount of quoted Investments/ market value thereof		12.62		6.83
Aggregate amount of unquoted Investments		770.60		779.84
**Aggregate provision for impairment in value of Investments		2.11		2.11

^ Pledge with banks - 51% shareholding out of 74.14% (Previous Year: 74.14%) held.

\$ Acquired shares of BACL (Holding Company from 24<sup>th</sup> May, 2019 to 22<sup>nd</sup> December, 2023) before becoming its subsidiary.

### Note - 6 Other Financial Assets [Non-Current]

	₹ in Crores (10 Million)	
	As at 31.03.2024	As at 31.03.2023
Deferred Receivable	34.35	-
Security Deposits	46.46	42.78
Bank Deposits*	0.93	5.87
	<b>81.74</b>	<b>48.65</b>

\* Represent bank deposits having more than 12 months maturity for Deposit Repayment Reserve Account - Nil (Previous year: ₹3.50 crores) and margin money under lien with banks against bank guarantees ₹ 0.93 crore (Previous year: ₹ 2.37 crores).

### Note - 7 Other Non-Current Assets

	₹ in Crores (10 Million)	
	As at 31.03.2024	As at 31.03.2023
Advances - Project Related	23.23	42.37
Deferred Expenditure for financial instruments	3.88	5.91
	<b>27.11</b>	<b>48.28</b>



## Notes to the Standalone Financial Statements

### Note - 8 Inventories (Valued at lower of cost or net realisable value)

	₹ in Crores (10 Million)	
	As at 31.03.2024	As at 31.03.2023
Raw Materials *	529.55	409.13
Work-in-progress	58.42	56.93
Finished Goods **	686.85	713.31
Stock-in-trade	35.47	35.99
Stores and Spares	86.25	76.31
	<b>1396.54</b>	<b>1291.67</b>

\* Includes raw materials in transit ₹ 174.07 crores (Previous year: ₹ 111.95 crores)

\*\* Includes finished goods in transit ₹ 10.77 crores (Previous year: ₹ 8.73 crores)

Provision for write down / (written back) of inventories ₹ 3.03 crores (Previous year: (-) ₹ 0.34 crores)

### Note - 9 Current Investments

	As at 31.03.2024		As at 31.03.2023	
	No. of Shares	₹ in Crores (10 Million)	No. of Shares	₹ in Crores (10 Million)
Investment in Preference Shares (at amortised cost):				
J.K. Fenner (India) Ltd. (1% [4% IRR] Cumulative Redeemable Preference Shares) (₹100 each)	45,00,000	11.23	45,00,000	11.17
		<b>11.23</b>		<b>11.17</b>
Aggregate amount of quoted Investments/ market value thereof		-		-
Aggregate amount of unquoted Investments		11.23		11.17
Aggregate provision for impairment in value of Investments		-		-

### Note - 10 Trade Receivables [Current] (Unsecured)

	₹ in Crores (10 Million)	
	As at 31.03.2024	As at 31.03.2023
Considered Good\$	2169.88	1774.20
Credit Impaired	51.63	28.63
Less : Allowance for Bad and Doubtful debts	(51.63)	(28.63)
	<b>2169.88</b>	<b>1774.20</b>

\$ Refer Note No. 52 for Trade Receivables from related parties.

## Notes to the Standalone Financial Statements

Ageing of Trade Receivables as at 31.03.2024 and 31.03.2023:

₹ in Crores (10 Million)

	Not Due as on 31.03.2024	Outstanding as at 31.03.2024 for following periods from due date of payment					Total
		Less than 6 months	6 months -1 year	1-2 years	2-3 years	More than 3 years	
<b>Undisputed Trade Receivable:</b>							
(i) considered good	1425.27	671.99	35.35	1.16	0.50	4.91	<b>2139.18</b>
(ii) credit impaired	-	-	0.36	0.13	0.09	7.47	<b>8.05</b>
<b>Disputed Trade Receivable:</b>							
(i) considered good	-	0.03	0.64	0.20	0.57	29.26	<b>30.70</b>
(ii) credit impaired	-	-	0.01	0.02	0.10	43.45	<b>43.58</b>
<b>TOTAL</b>	<b>1425.27</b>	<b>672.02</b>	<b>36.36</b>	<b>1.51</b>	<b>1.26</b>	<b>85.09</b>	<b>2221.51</b>

₹ in Crores (10 Million)

	Not Due as on 31.03.2023	Outstanding as at 31.03.2023 for following periods from due date of payment					Total
		Less than 6 months	6 months -1 year	1-2 years	2-3 years	More than 3 years	
<b>Undisputed Trade Receivable:</b>							
(i) considered good	1084.10	599.93	24.89	2.66	1.80	8.18	<b>1721.56</b>
(ii) credit impaired	-	-	0.25	0.29	0.32	7.87	<b>8.73</b>
<b>Disputed Trade Receivable:</b>							
(i) considered good	-	0.07	0.08	0.62	0.81	51.06	<b>52.64</b>
(ii) credit impaired	-	-	-	0.07	0.14	19.69	<b>19.90</b>
<b>TOTAL</b>	<b>1084.10</b>	<b>600.00</b>	<b>25.22</b>	<b>3.64</b>	<b>3.07</b>	<b>86.80</b>	<b>1802.83</b>

### Note - 11 Cash and Cash Equivalents

₹ in Crores (10 Million)

	As at 31.03.2024	As at 31.03.2023
Balances with Banks in Current Accounts	43.90	31.62
Remittances in transit and Cheques on hand	20.65	18.55
Cash on hand	0.09	0.06
	<b>64.64</b>	<b>50.23</b>



## Notes to the Standalone Financial Statements

### Note - 12 Other Bank Balances

₹ in Crores (10 Million)

	As at 31.03.2024	As at 31.03.2023
Unclaimed Dividend Accounts	1.37	1.61
Deposit Accounts*	525.82	26.93
	<b>527.19</b>	<b>28.54</b>

\*Represent Deposit Repayment Reserve Account ₹ 12.50 crores (Previous year: ₹ 9.20 crores), Deposit of ₹ 490.00 crores (Previous Year: Nil) out of QIP proceeds, pending utilisation and margin money under lien with banks against bank guarantees ₹ 23.32 crores (Previous year: ₹ 17.73 crores).

### Note - 13 Other Financial Assets [Current]

₹ in Crores (10 Million)

	As at 31.03.2024	As at 31.03.2023
<i>Unsecured, Considered Good</i>		
Interest Recoverable	13.68	4.82
Balances with Government Authorities	64.42	45.72
Deferred Receivable	26.69	78.09
Advances to Employees	10.78	10.08
Derivative Instruments measured at fair value	0.17	-
	<b>115.74</b>	<b>138.71</b>

### Note - 14 Current Tax Assets / (Liabilities) (Net)

₹ in Crores (10 Million)

	As at 31.03.2024	As at 31.03.2023
Current Tax Assets / (Liabilities) (Net)	51.01	27.07
	<b>51.01</b>	<b>27.07</b>

### Note - 15 Other Current Assets

₹ in Crores (10 Million)

	As at 31.03.2024	As at 31.03.2023
Balances with Government Authorities	126.82	98.75
Prepaid Expenses	20.72	22.82
Advances to Related Parties (Refer Note No.52)	203.87	157.90
Advances to Suppliers	25.03	20.06
Deferred Expenditure for financial instruments	1.35	1.79
Others	50.81	20.06
	<b>428.60</b>	<b>321.38</b>

## Notes to the Standalone Financial Statements

### Note - 16 Equity Share Capital

₹ in Crores (10 Million)

	As at 31.03.2024	As at 31.03.2023
<b>a. Authorised:</b>		
Equity Shares - 62,50,00,000 of ₹2 each	125.00	125.00
Preference Shares - 55,00,000 of ₹100 each	55.00	55.00
	<b>180.00</b>	<b>180.00</b>
<b>b. Issued, Subscribed and fully paid up:</b>		
Equity Shares - 26,07,23,629 (Previous Year: 24,62,30,880) of ₹2 each	52.14	49.25
<b>c. Reconciliation of the number of shares outstanding:</b>		
Shares outstanding as at the beginning of the year	24,62,30,880	24,62,30,880
Change during the year	1,44,92,749	-
<b>Shares outstanding as at the end of the year</b>	<b>26,07,23,629</b>	<b>24,62,30,880</b>

#### d. Rights and preferences attached to Equity Shares:

- i. The Company has only one class of Equity Shares having face value of ₹2 each and each shareholder is entitled to one vote per share.
- ii. In the event of liquidation of the Company, the holders of equity shares will be entitled to receive remaining assets of the Company, after distribution of all preferential amounts. The distribution will be in proportion to the number of equity shares held by the shareholders.
- iii. The dividend proposed by the Board of Directors is subject to the approval of the shareholders at the ensuing Annual General Meeting, except in case of interim dividend.

#### e. Details of each shareholder holding more than 5% shares:

Name of Shareholder	No. of shares held	No. of shares held
Bengal & Assam Company Limited (BACL)	13,00,03,250	13,00,03,250

#### f. Details of shares held by the Holding Company [including NIL shares held by its Subsidiaries and Associates]:

	No. of shares held	No. of shares held
	Not Applicable	13,00,03,250 *

\* Bengal & Assam Company Limited (Ceased to be Holding Company w.e.f. 23<sup>rd</sup> December, 2023)

#### g. Shareholding of Promoters:

Shares held by promoters at the end of 31.03.2024				% Change during FY 2023-2024**
S. No.	Promoter Name*	No. of Shares	% of total shares	
1	Bengal & Assam Company Ltd.	13,00,03,250	49.86	(2.94)

\* In addition, as on 31<sup>st</sup> March 2024, there are 19 entities holding 85,21,805 Equity Shares (3.27%), who are constituents of the Promoter Group as per the SEBI (Issue of Capital and Disclosure Requirements) Regulations, 2018.

\*\* The change in % holding (from 52.80% to 49.86%) is owing to increase in the issued, subscribed and paid-up equity share capital of the Company pursuant to the QIP Issue.



## Notes to the Standalone Financial Statements

Shares held by promoters at the end of 31.03.2023				% Change during FY 2022-23
S. No.	Promoter Name*	No. of Shares	% of total shares	
1	Bengal & Assam Company Ltd.	13,00,03,250	52.80	-
	<b>Total *</b>	<b>13,00,03,250</b>	<b>52.80</b>	<b>-</b>

\* In addition, as on 31<sup>st</sup> March 2023, there are 19 entities holding 85,21,805 Equity Shares (3.46%), who are constituents of the Promoter Group as per the SEBI (Issue of Capital and Disclosure Requirements) Regulations, 2018, including Shri Bharat Hari Singhania and Dr. Raghupati Singhania who now form part of Promoter Group.

### Note - 17 Borrowings [Non-Current]

	₹ in Crores (10 Million)			
	Non - Current		Current *	
	As at 31.03.2024	As at 31.03.2023	As at 31.03.2024	As at 31.03.2023
<b>Secured Loans</b>				
<b>Term Loans: **</b>				
- Financial Institutions	126.28	103.92	26.38	43.64
- Bank	657.69	669.53	105.68	146.29
	<b>783.97</b>	<b>773.45</b>	<b>132.06</b>	<b>189.93</b>
<b>Unsecured Loans</b>				
Fixed Deposits	50.86	55.59	27.07	41.81
Liability component of Compulsorily convertible debentures ("CCD")	-	19.99	21.69	-
	<b>50.86</b>	<b>75.58</b>	<b>48.76</b>	<b>41.81</b>
<b>TOTAL</b>	<b>834.83</b>	<b>849.03</b>	<b>180.82</b>	<b>231.74</b>

\* Amount payable during next 12 months is included under the head "Borrowings [Current]" (Note No. 21).

\*\* Net of ₹2.02 crores (Previous year: ₹ 2.34 crores) for unamortised processing charges.

- (i) Rupee Term Loan of ₹262.20 crores and ₹26.97 crores from Banks and Foreign Currency Loan of ₹105.54 crores (including ₹24.54 crores due to forex reinstatement) from a Financial Institution aggregating to ₹394.71 crores, secured by a first pari passu charge on movable and immovable assets at a Company's Plant in Tamil Nadu, both present and future and also secured by way of hypothecation on the specified movable assets at Company's Plants in Madhya Pradesh and Karnataka are repayable in 38 quarterly instalments, 14 and 16 equal quarterly instalments respectively.
- (ii) Rupee Term Loan of ₹ 201.50 crores from a Bank, secured by a first pari passu charge on movable and immovable assets at a Company's Plant in Tamil Nadu, both present and future is repayable in 38 quarterly instalments.
- (iii) Rupee Term Loan of ₹ 96.13 crores from Banks and ₹ 47.33 crores from Financial Institution respectively aggregating to ₹143.46 crores, secured by a first pari passu charge created/to be created on movable and immovable assets at a Company's Plant in Madhya Pradesh, both present and future is repayable in 40 equal quarterly instalments commencing from June'2025.
- (iv) Foreign Currency Loan of ₹45.97 crores (including ₹10.09 crores due to forex reinstatement) from a Bank, secured by first pari passu charge on movable fixed assets at Company's Plants at Rajasthan and Karnataka, both present and future. Loan of Tranche – I, ₹7.86 crores and Tranche – II, ₹38.11 crores are repayable in 1 and 4 quarterly instalments respectively.
- (v) Rupee Term Loan of ₹ 71.25 crores from a Bank, secured by a first pari passu charge on movable fixed assets at a Company's Plant in Madhya Pradesh (excluding those specifically charged to other banks), both present and future is repayable in 18 equal quarterly instalments.

## Notes to the Standalone Financial Statements

- (vi) Rupee Term Loan of ₹ 42.86 crores from a Bank, secured by a first pari passu charge on movable fixed assets at a Company's Plant in Karnataka (excluding those specifically charged to other banks), both present and future is repayable in 24 equal quarterly instalments.
- (vii) Above Term Loans carrying first pari passu charge on the movable and immovable assets, are subject to prior charge of banks on stocks and book debts for working capital borrowings.
- (viii) Rupee Term Loan of ₹ 18.29 crores from a Bank, secured by a first pari passu charge on movable fixed assets at a Company's Plant in Madhya Pradesh (excluding those specifically charged to other banks), both present and future is repayable in 8 equal quarterly instalments commencing from March'2025.
- (ix) Fixed Deposits of ₹27.07 crores, ₹30.42 crores and ₹20.44 crores (aggregating ₹77.93 crores) are due for repayment in 2024-25, 2025-26 and 2026-27 respectively.
- (x) The Company has issued and allotted 24,000 Compulsorily Convertible Debentures ("CCDs") during the previous year. On issuance of the CCDs, the fair value of the liability portion is determined using a market interest rate for an equivalent non-convertible debt, which is recorded as liability on amortised cost basis until its conversion into equity within 18 months from the date of allotment.

### Note - 18 Other Financial Liabilities [Non-Current]

	₹ in Crores (10 Million)	
	As at 31.03.2024	As at 31.03.2023
Trade Deposits and Others	666.88	593.74
	<b>666.88</b>	<b>593.74</b>

### Note - 19 Provisions [Non-Current]

	₹ in Crores (10 Million)	
	As at 31.03.2024	As at 31.03.2023
Provision for Employee Benefits (Refer Note No. 50)	35.73	32.99
	<b>35.73</b>	<b>32.99</b>

### Note - 20 Deferred Tax Liabilities (Net)

	₹ in Crores (10 Million)	
	As at 31.03.2024	As at 31.03.2023
Deferred Tax Liability related to Property, Plant and Equipment	562.06	570.74
Deferred Tax Assets on		
- Expenses / Provisions Allowable	(57.19)	(78.00)
<b>Deferred Tax Liabilities / (Assets) - Net</b>	<b>504.87</b>	<b>492.74</b>
MAT Credit Entitlement	(4.19)	(122.97)
	<b>500.68</b>	<b>369.77</b>





## Notes to the Standalone Financial Statements

### Note - 21 Borrowings [Current]

	₹ in Crores (10 Million)	
	As at 31.03.2024	As at 31.03.2023
<b>Secured Loans</b>		
Repayable on Demand from Banks*	886.71	786.73
Buyers Credit *	203.94	195.40
Current maturities of long term borrowings	132.06	189.93
	<b>1222.71</b>	<b>1172.06</b>
<b>Unsecured Loans</b>		
Loans from:		
- Banks	243.89	472.76
Fixed Deposits	5.96	11.65
Current maturities of long term borrowings	48.76	41.81
	<b>298.61</b>	<b>526.22</b>
	<b>1521.32</b>	<b>1698.28</b>

\* Represent Working Capital borrowings secured by hypothecation of stocks, book debts, etc. of the Company, both present and future with second charge created on movable and immovable assets of the Company's Plants in Rajasthan, Madhya Pradesh, Karnataka and Tamil Nadu.

### Note - 22 Trade Payables [Current]

Ageing of Trade Payables is as given hereunder:

	₹ in Crores (10 Million)					
Particulars	Not Due as on 31.03.2024	Outstanding as at 31.03.2024 for following periods from due date of payment				Total
		Less than 1 year	1-2 years	2-3 years	More than 3 years	
(i) MSME - Micro & Small	41.62	-	-	-	-	<b>41.62</b>
(ii) Others	1140.37	23.37	-	-	-	<b>1163.74</b>
(iii) Disputed dues - MSME - Micro & Small	-	-	-	-	-	-
(iv) Disputed dues - Others	-	-	1.29	0.20	0.37	<b>1.86</b>
<b>Sub-total</b>	<b>1181.99</b>	<b>23.37</b>	<b>1.29</b>	<b>0.20</b>	<b>0.37</b>	<b>1207.22</b>
Unbilled Dues						128.75
<b>Total Trade Payables</b>						<b>1335.97</b>

	₹ in Crores (10 Million)					
Particulars	Not Due as on 31.03.2023	Outstanding as at 31.03.2023 for following periods from due date of payment				Total
		Less than 1 year	1-2 years	2-3 years	More than 3 years	
(i) MSME - Micro & Small	40.77	-	-	-	-	<b>40.77</b>
(ii) Others	816.31	63.73	-	-	-	<b>880.04</b>
(iii) Disputed dues - MSME - Micro & Small	-	-	-	-	-	-
(iv) Disputed dues - Others	-	-	0.30	0.62	0.50	<b>1.42</b>
<b>Sub-total</b>	<b>857.08</b>	<b>63.73</b>	<b>0.30</b>	<b>0.62</b>	<b>0.50</b>	<b>922.23</b>
Unbilled Dues						114.63
<b>Total Trade Payables</b>						<b>1036.86</b>

## Notes to the Standalone Financial Statements

### Note - 23 Other Financial Liabilities [Current]

₹ in Crores (10 Million)

	As at 31.03.2024	As at 31.03.2023
Interest Accrued but not due on Borrowings	18.20	22.39
Unclaimed Dividends #	1.37	1.61
Unclaimed / Uncollected Fixed Deposits and Interest Accrued thereon #	1.00	1.17
Liabilities for Expenses	378.36	247.01
Derivative Instrument measured at fair value	2.89	6.02
	<b>401.82</b>	<b>278.20</b>

# Investor Education &amp; Protection Fund will be credited, as and when due.

### Note - 24 Other Current Liabilities

₹ in Crores (10 Million)

	As at 31.03.2024	As at 31.03.2023
Government and Other Statutory Dues	127.34	113.58
Recoveries under Company Schemes	24.50	24.64
Contract Liabilities	19.26	21.57
Extended Producer Responsibility Compliance Obligation	59.22	-
	<b>230.32</b>	<b>159.79</b>

### Note - 25 Provisions [Current]

₹ in Crores (10 Million)

	As at 31.03.2024	As at 31.03.2023
Provision for Employee Benefits (Refer Note No. 50)	7.13	10.76
	<b>7.13</b>	<b>10.76</b>

### Note - 26 Revenue from Operations

₹ in Crores (10 Million)

	2023-2024	2022-2023
Sale of:		
- Products	10086.67	9442.03
- Services	124.48	96.36
Other operating revenues:		
Miscellaneous Income #	102.12	79.53
	<b>10313.27</b>	<b>9617.92</b>

# Includes Government incentive of ₹ 77.77 crores (Previous Year: ₹ 54.73 crores)

Refer Note No. 51 For disclosure regarding Revenue recognised under contracts.



## Notes to the Standalone Financial Statements

### Note - 27 Other Income

	₹ in Crores (10 Million)	
	2023-2024	2022-2023
Income from Financial Assets valued at:		
- Amortised Cost	22.75	13.76
- Fair Value through Profit & Loss (FVTPL)	-	1.48
Other Interest Income	2.22	1.40
Dividend Income	0.41	0.48
Fair Value changes in investments valued at FVTPL	3.01	3.09
Profit on sale of Fixed Assets (Net)	-	5.83
Rent Income	2.95	2.83
Other Non-operating Income	4.88	2.65
	<b>36.22</b>	<b>31.52</b>

### Note - 28 (Increase) / Decrease in Inventories of Finished Goods, work-in-Progress and Stock-in-Trade

	₹ in Crores (10 Million)	
	2023-2024	2022-2023
<b>Opening Stock</b>		
Finished Goods	713.31	693.57
Work-in-progress	56.93	54.26
Stock -in-trade	35.99	38.80
	<b>806.23</b>	<b>786.63</b>
<b>Closing Stock</b>		
Finished Goods	686.85	713.31
Work-in-progress	58.42	56.93
Stock -in-trade	35.47	35.99
	<b>780.74</b>	<b>806.23</b>
<b>Net (Increase) / Decrease in Stocks</b>	<b>25.49</b>	<b>(19.60)</b>

### Note - 29 Employee Benefits Expenses

	₹ in Crores (10 Million)	
	2023-2024	2022-2023
Salaries and Wages	636.92	514.35
Contribution to Provident and other Funds	43.82	44.32
Employees' Welfare and other Benefits	155.46	148.87
	<b>836.20</b>	<b>707.54</b>

## Notes to the Standalone Financial Statements

### Note - 30 Finance Costs

	₹ in Crores (10 Million)	
	2023-2024	2022-2023
Interest on Borrowings & Others	230.00	244.37
Interest on Lease Liabilities	8.88	9.65
Other Borrowing Costs	2.67	3.49
	<b>241.55</b>	<b>257.51</b>

### Note - 31 Other Expenses

	₹ in Crores (10 Million)	
	2023-2024	2022-2023
Consumption of Stores and Spares	109.93	98.25
Power and Fuel	342.12	325.70
Freight and Transportation	345.12	322.79
Advertisement and Sales Promotion	148.65	119.79
Provision for diminution in investments	-	1.50
Conversion Charges	74.33	66.49
Tyre Servicing & Retreading Expenses	34.76	31.69
Legal & Professional Services	31.28	57.29
Repair & Maintenance Expenses	42.42	38.11
Insurance	16.27	9.46
Lease Rent	8.19	11.31
Loss on sale of Fixed Assets (Net)	13.33	-
Extended Producer Responsibility Expense	52.60	-
Allowance for Doubtful Debts / Advances	23.00	7.50
Corporate Social Responsibility Expenses	6.48	5.17
Miscellaneous Expenses	332.41	278.77
	<b>1580.89</b>	<b>1373.82</b>

### Note - 32

Estimated amounts of contracts remaining to be executed on capital account ₹102.22 crores (Previous year: ₹412.78 crores).

### Note - 33

The Company imported certain equipment under Export Promotion Capital Goods (EPCG) Scheme at a concessional custom duty resulting in cumulative savings of ₹97.10 crores (Previous year: ₹32.89 crores), against which export obligation fulfilled till 31<sup>st</sup> March'2024 ₹20.41 crores (Previous year: ₹5.63 crores). Balance obligation yet to be fulfilled is ₹76.69 crores (Previous year: ₹27.26 crores).

### Note - 34

Contingent liabilities in respect of claims not accepted and not provided for ₹359.02 crores (Previous year: ₹247.36 crores) pertaining to matters in appeal for Excise, Customs duty & GST ₹203.74 crores, Service tax ₹0.58 crore, Sales Tax matters Nil, Income tax matters ₹28.77 crores & others matters ₹125.93 crores (Previous year: ₹176.92 crores, ₹1.61 crores, ₹3.35 crores, ₹13.74 crores & ₹51.74 crores respectively).



## Notes to the Standalone Financial Statements

### Note - 35

The Competition Commission of India (“CCI”) on 2<sup>nd</sup> February 2022 had released an Order dated 31<sup>st</sup> August 2018 for alleged contravention of provisions of the Competition Act, 2002 against the Company, certain other Tyre manufacturers and Automotive Tyre Manufacturers Association. CCI had imposed a penalty of ₹ 309.95 crores on the Company. The Company had filed an Appeal before the Hon’ble National Company Law Appellate Tribunal against the said CCI Order. The NCLAT, through an order dated 1<sup>st</sup> December 2022, has disposed of the aforementioned appeal, after taking note of the multiple errors in the said CCI Order dated 31<sup>st</sup> August 2018, and remanded the matter back to the CCI, to re-examine the matter on merits and also to consider reviewing the penalty (if violation is established) in accordance with the provisions of the Competition Act. CCI has since filed an appeal before Hon’ble Supreme Court of India against NCLAT order dated 1<sup>st</sup> December 2022. Based on legal advice, the Company continues to believe that it has a strong case, and accordingly, no provision has been made in the accounts. The Company strongly reiterates that there has been no wrongdoing on the part of the Company and reassures all the stakeholders that the Company has never indulged in or was part of any cartel or undertook any anti-competitive practices.

### Note - 36

a) Ageing of Capital work in progress and Intangible asset under development as on 31.03.2024 & 31.03.2023 is as follows:

		₹ in Crores (10 Million)				
Category	Particulars	Amount in Capital Work-in-Progress for a period of				TOTAL
		Less than 1 year	1-2 years	2-3 years	More than 3 years	
Capital work in progress	<b>As at 31.03.2024</b>					
	• Projects in progress	300.52	16.40	-	-	<b>316.92</b>
	<b>As at 31.03.2023</b>					
	• Projects in progress	100.44	-	-	-	<b>100.44</b>
Intangible asset under development	<b>As at 31.03.2024</b>					
	• Projects in progress	0.44	0.73	-	-	<b>1.17</b>
	<b>As at 31.03.2023</b>					
	• Projects in progress	3.48	0.88	-	-	<b>4.36</b>

No Project was temporarily suspended by the Company as at 31.03.2024 and 31.03.2023.

- b) There were no capital-work-in progress and intangible assets under development, whose completion was overdue or has exceeded its cost compared to its original plan.
- c) Capital work in progress includes following pre-operative expenses pending allocation:

Particulars	₹ in Crores (10 Million)	
	As at 31.03.2024	As at 31.03.2023
Employee Benefit Expenses	3.35	1.67
Power & Fuel Consumption	0.79	0.29
Finance Costs	4.42	-
Miscellaneous Expenditure	1.77	1.09
Add: Expenditure upto previous year	1.11	0.69
	<b>11.44</b>	<b>3.74</b>
Less: Transferred to Property, Plant and Equipment	4.38	2.63
	<b>7.06</b>	<b>1.11</b>

## Notes to the Standalone Financial Statements

### Note - 37

The title deeds of all immovable properties are held in the name of the Company. Accordingly, there are no Immovable Properties which were not held in name of the Company as on 31.03.2024 and 31.03.2023.

### Note - 38

Miscellaneous expenses include political contribution of ₹5.00 crores (Previous year: Nil) to Bharatiya Janata Party.

### Note -39

The Company has lease contracts for land, buildings and plant & equipment. These are recognised as Right of use assets with related lease liabilities in accordance with accounting policy of the Company as given in Note no. 1.3(ii).

- a) The movements in Right of use assets is shown in Note no. 2, Property, Plant & Equipment.
- b) The movement in lease liabilities included in Other Financial Liabilities during the year is as follows:

Particulars	₹ in Crores (10 Million)	
	2023-2024	2022-2023
As at beginning of the year	87.38	96.32
Additions	81.26	34.21
Accretion of Interest	8.88	9.65
Less: Payments	(54.89)	(50.08)
Less: Discount Received	(0.01)	(0.03)
Less: Leases Terminated	(0.71)	(2.69)
<b>Balance at the end of the year</b>	<b>121.91</b>	<b>87.38</b>
Current	34.13	40.34
Non-Current	87.78	47.04

- c) The amounts recognised in profit and loss during the year:

Particulars	₹ in Crores (10 Million)	
	2023-2024	2022-2023
Depreciation expenses of right of use assets	45.48	41.50
Interest expense on Lease liabilities	8.88	9.65
Lease Rent recognised as expenses for short term leases	3.75	6.99
Lease Rent recognised as expenses for low value asset leases	4.44	4.32
	<b>62.55</b>	<b>62.46</b>

- d) Cash outflows in regard to Lease contracts, as Lessee:

Particulars	₹ in Crores (10 Million)	
	2023-2024	2022-2023
<b>Operating activities</b>		
Short term / low value assets Lease payments	8.19	11.31
<b>Financing activities</b>		
Repayment of Principal portion of Lease Liabilities	46.02	40.46
Repayment of Interest portion of Lease Liabilities	8.88	9.65



## Notes to the Standalone Financial Statements

- e) The contractual maturities of lease liabilities as at year 31<sup>st</sup> March, 2024 and 31<sup>st</sup> March, 2023 on undiscounted basis are given below:

Particulars	₹ in Crores (10 Million)	
	As at 31.03.2024	As at 31.03.2023
Not later than one year	42.88	46.70
Later than one year and not later than five years	91.08	54.12
Later than five years	11.19	1.11

- f) The company has given certain equipment on sub-lease, from which rental income recognised during the year is ₹0.80 crore (Previous year: ₹0.77 crore).

### Note - 40

Debts / Advances include ₹74.28 crores (Previous year ₹72.54 crores) for which legal and other necessary action has been taken.

### Note - 41

In respect of certain disallowances and additions made by the Income Tax Authorities, appeals are pending before the Appellate Authorities and adjustment, if any, will be made after the same are finally determined.

### Note - 42

The details of amounts outstanding under the Micro, Small and Medium Enterprises Development Act, 2006 to the extent of information available with the Company are as under:

- (i) Principal & Interest amount due and remaining unpaid as at 31.03.2024: Nil (Previous year: Nil), (ii) Payment made beyond the appointed day during the year: Nil (Previous year: Nil) and (iii) Interest Accrued and unpaid as at 31.03.2024: Nil (Previous year: Nil).

### Note - 43

The Company has borrowings from Banks and Financial Institutions on the basis of securities of Current Assets. It has also filed the quarterly statements of current assets with all consortium banks and Financial Institutions during the year and these statements agree with the salient relevant items of books of account of the Company.

### Note - 44

- a) The Company has utilised the borrowings received from banks and financial institutions for the purpose for which it was taken during the year.
- b) In the previous year, the company had raised ₹240 crores by issue of 24,000 CCDs at Face Value of ₹ 1,00,000 each on preferential allotment basis. In line with the objects of the issue, the funds have been utilized to the extent of ₹127.93 crores till 31<sup>st</sup> March 2024 for the purpose it was raised and the balance is parked in Cash Credit account of the Company.
- c) During the year, the Company has raised ₹491.59 crores (net of share issue expenses) through Qualified Institutional Placement of 1,44,92,749 equity shares of ₹2 each at a premium of ₹343 per share. In line with the objects of the issue, the full amount remaining unutilized has been temporarily parked with a bank.

## Notes to the Standalone Financial Statements

### Note - 45 Expenditure on Research and Development (R&D) Activities during the year

Particulars	₹ in Crores (10 Million)	
	2023-2024	2022-2023
i) Revenue Expenditure*:		
1. Employee Cost	28.52	26.50
2. Cost of Materials and Testing Charges	71.81	52.04
3. Other R&D Expenses	26.08	27.14
<b>Subtotal (i)</b>	<b>126.41</b>	<b>105.68</b>
ii) Capital Expenditure	37.08	10.37
<b>Total (i+ii)</b>	<b>163.49</b>	<b>116.05</b>

\* included in respective revenue accounts.

### Note - 46 Amount Paid to Auditors

Particulars	₹ in Crores (10 Million)	
	2023-2024	2022-2023
i) Statutory Auditors		
a) Audit Fee	0.40	0.35
b) Taxation	0.03	0.03
c) Certificates / other services	0.40	0.07
d) Reimbursement of expenses	0.04	0.01
ii) Cost Auditors		
a) Audit Fee	0.03	0.02
b) Certificates / other services	0.01	0.01
c) Reimbursement of expenses (₹4900)		-

### Note - 47

- a) The Ministry of Environment, Forest and Climate Change vide Notification dated 21<sup>st</sup> July 2022, notified Regulations on Extended Producer Responsibility (EPR) for waste tyre. Under the said Regulations, the Company is required to meet specified waste recycling targets (levy) from the financial year ended March 31, 2023 onwards. The obligations are to be fulfilled by purchasing certificates from the recyclers who are registered with the Central Pollution Control Board. The Calculation of the levy is based on the domestic revenue, generated in FY 20-21 (used for computing obligation in FY 22-23) and in FY 21-22 (used for computing obligation in FY 23-24). Consequently, the Company is required to recognize a liability with respect to the levy as at the end of the current financial year. Due to lack of necessary mechanism / infrastructure for the fulfilment of aforesaid obligation in the earlier year, the Company has recognized the provision for the financial year ended March 31, 2023, amounting to ₹ 21.62 crores in the year ended March 31, 2024 (which has been disclosed as an exceptional item). The provision taken for FY 23-24 is ₹ 52.60 crores (which has been disclosed as part of other expenses).
- b) Exceptional items also include favorable foreign exchange fluctuation of ₹ 5.53 (Previous Year: unfavorable ₹ 33.83 crores) and VRS ₹ 5.16 crores (Previous Year: ₹ 2.34 crores).





## Notes to the Standalone Financial Statements

### Note - 48 Earnings Per Share (EPS)

#### A) Basic EPS

₹ in Crores (10 Million)		
Particulars	2023-2024	2022-2023
a. Profit for the year attributable to Equity Shareholders	590.76	183.77
b. Weighted average number of Equity Shares allotted and to be allotted on CCDs	26,34,87,046	24,66,68,022
c. Earnings per share of ₹2 each		
- Basic (₹)	22.42	7.45

#### B) Diluted EPS

₹ in Crores (10 Million)		
Particulars	2023-2024	2022-2023
a. Profit for the year attributable to Equity Shareholders	590.76	183.77
b. Add: Interest expense on CCD (Net of Tax)	1.10	0.03
c. Adjusted Profit after tax attributable to Equity Shareholders	<b>591.86</b>	<b>183.80</b>
d. Weighted average number of Equity Shares for basic EPS	26,34,87,046	24,66,68,022
Add: Weighted average number of potential shares of Interest on CCDs	12,48,346	41,042
Weighted average number of Equity Shares for Diluted EPS	26,47,35,392	24,67,09,064
e. Earnings per share of ₹2 each		
- Diluted (₹)	22.36	7.45

### Note - 49 Financial Ratios

₹ in Crores (10 Million)						
Sl. No.	Description	Units	2023-2024	2022-2023	Change in Ratio (%)	Explanation Note
1	Current Ratio (Current Assets / Current Liabilities excluding current maturities of Long-Term Borrowings)	Times	<b>1.42</b>	1.22	16.39	
2	Debt-Equity Ratio (Total Debt / Equity)	Times	<b>0.60</b>	0.88	-31.82	Refer A
3	Debt Service Coverage Ratio (Earnings before Interest, Depreciation and Tax / (Interest + Principal repayments))	Times	<b>2.90</b>	1.28	126.56	Refer B
4	Return on Equity Ratio (Net Profits / Average Equity)	%	<b>17.41</b>	6.79	156.41	Refer C
5	Inventory turnover ratio (Sale of Products / Average Inventory)	Times	<b>7.50</b>	6.69	12.11	
6	Trade Receivables turnover ratio (Revenue from Operations / Average Accounts Receivables)	Times	<b>5.23</b>	5.59	-6.44	
7	Trade payables turnover ratio (Purchases / Average Trade Payables)	Times	<b>5.69</b>	5.47	4.02	
8	Net capital turnover ratio (Revenue from Operations / Working Capital)	Times	<b>7.29</b>	14.79	-50.71	Refer D

## Notes to the Standalone Financial Statements

₹ in Crores (10 Million)

Sl. No.	Description	Units	2023-2024	2022-2023	Change in Ratio (%)	Explanation Note
9	Net profit ratio (Net Profit / Total Income)	%	5.71	1.90	200.53	Refer C
10	Return on Capital employed (Earnings before interest and taxes / Average Capital Employed)	%	18.96	10.00	89.60	Refer C
11	Return on investment (Income on Investment / Average Investments including Fixed Deposits (excluding Investment in Subsidiaries and associates valued at cost))	%	4.81	8.48	-43.28	Refer E

### Note

- A. Equity Infusion and substantial profitability enhancement.
- B. Substantial profitability enhancement with lower debt service obligation.
- C. Substantial improvement in operations/ profitability.
- D. Higher cash and bank balances due to high profitability/ equity infusion.
- E. Higher deposits due to equity infusion.

### Note - 50

The disclosures required under Ind AS 19 "Employee Benefits" notified in the Companies (Indian Accounting Standards) Rules, 2015 are as given below:

#### (a) Defined Benefit Plan:

##### (i)

₹ in Crores (10 Million)

Particulars	Leave Encashment		Gratuity	
	(Non-Funded)		(Funded)	
	2023-2024	2022-2023	2023-2024	2022-2023
<b>I Change in the Present Value of Obligation</b>				
1) Present Value of Defined Benefit Obligation at the beginning of the year	37.94	35.53	145.47	137.16
2) Current Service Cost	11.58	10.31	10.10	8.25
3) Past Service Cost	-	0.17	-	-
4) Interest Expense or Cost	2.57	2.32	9.76	8.74
5) Remeasurement (or actuarial) (gain) / loss arising from:				
- change in financial assumptions	0.67	(0.96)	2.13	(3.06)
- experience variance (i.e. actual experience vs assumptions)	0.84	1.21	0.97	15.32
6) Benefit Paid	(12.46)	(10.64)	(19.78)	(20.94)
7) Present Value of Obligation as at the end	41.14	37.94	148.65	145.47



## Notes to the Standalone Financial Statements

₹ in Crores (10 Million)

Particulars	Leave Encashment		Gratuity	
	(Non-Funded)		(Funded)	
	2023-2024	2022-2023	2023-2024	2022-2023
<b>II Change in the Fair Value of Plan Assets</b>				
1) Fair value of Plan Assets at the beginning of the year	-	-	141.24	147.97
2) Investment Income	-	-	9.95	9.75
3) Employer's Contribution	-	-	13.56	7.71
4) Benefits Paid	-	-	(19.78)	(20.94)
5) Return on Plan Assets, excluding amount recognised in net Interest Expense	-	-	4.27	(3.25)
6) Fair value of Plan Assets as at the end	-	-	149.24	141.24
<b>III Expenses recognised in the Statement of Profit &amp; Loss Account *</b>				
1) Current Service Cost	11.58	10.31	10.10	8.25
2) Past Service Cost	-	0.17	-	-
3) Net Interest (Income) / Cost on the Net Defined Benefit Liability (Asset)	2.57	2.32	(0.19)	(1.01)
4) Expenses recognised in the Income Statement	14.15	12.80	9.91	7.24
<b>IV Other Comprehensive Income</b>				
1) Actuarial (Gains) / Losses				
- change in financial assumptions	0.67	(0.96)	2.13	(3.06)
- experience variance (i.e. actual experience vs assumptions)	0.84	1.21	0.97	15.32
2) Return on Plan Assets, excluding amount recognised in net Interest Expense	-	-	(4.27)	3.25
3) Components of Defined Benefit Costs recognised in Other Comprehensive Income	1.51	0.25	(1.17)	15.51
<b>V Actuarial Assumptions:</b>				
1) Discount Rate	7.00%	7.20%	7.00%	7.20%
2) Expected rate of return on Plan Assets	-	-	7.00%	7.20%
3) Mortality	Indian Assured Lives Mortality (2006-08) Ultimate			
4) Salary Escalation	5.50%	5.50%	5.50%	5.50%

\* Included under the head Employee Benefits Expense – Refer Note No. 29.

(ii)

₹ in Crores (10 Million)

Particulars	Leave Encashment					Gratuity				
	2023-24	2022-23	2021-22	2020-21	2019-20	2023-24	2022-23	2021-22	2020-21	2019-20
Present Value of Defined Benefit Obligation	41.14	37.94	35.53	33.94	36.50	148.65	145.47	137.16	142.49	140.06
Fair Value of Plan Assets	-	-	-	-	-	149.24	141.24	147.97	147.12	130.18
<b>Surplus / (Deficit)</b>	<b>(41.14)</b>	<b>(37.94)</b>	<b>(35.53)</b>	<b>(33.94)</b>	<b>(36.50)</b>	<b>0.59</b>	<b>(4.23)</b>	<b>10.81</b>	<b>4.63</b>	<b>(9.88)</b>
Experience adjustment on Plan Liabilities (Gain) / Loss	0.84	1.21	8.25	7.84	7.23	0.97	15.32	7.52	0.41	2.45
Experience adjustment on Plan Assets (Gain) / Loss	-	-	-	-	-	(4.27)	3.25	(1.36)	(5.65)	2.90

## Notes to the Standalone Financial Statements

### (iii) Sensitivity analysis

Reasonably possible changes at the year end, to one of the relevant actuarial assumptions, holding other assumptions constant, would have affected the defined benefit obligation as the amounts shown below:-

₹ in Crores (10 Million)

Particulars	Leave Encashment				Gratuity			
	31st March 2024		31st March 2023		31st March 2024		31st March 2023	
	Decrease	Increase	Decrease	Increase	Decrease	Increase	Decrease	Increase
Discount Rate (- / + 1%)	44.87	37.97	41.34	35.04	160.26	138.62	156.22	136.15
Salary Growth Rate (- / + 1%)	37.90	44.89	34.97	41.36	138.96	159.50	136.38	155.62
Attrition Rate (- / + 1%)	40.63	41.59	37.40	38.40	147.15	149.98	143.93	146.83
Mortality Rate (- / + 10% of mortality rates)	41.13	41.16	37.92	37.95	148.60	148.71	145.42	145.53

- (iv) The expected return on plan assets is determined considering several applicable factors mainly the composition of the plan assets held, assessed risks of assets management, historical results of return on plan assets and the policy for plan assets management.
- (v) The estimates of future salary increase, considered in actuarial valuation, take account of inflation, seniority, promotion and other relevant factors, such as supply and demand in the employment market.
- (vi) Employer's Contribution to PF (trust) during the 12 months ended 31<sup>st</sup> March, 2024 of ₹11.50 crores (Previous year: ₹12.13 crores) has been included under the head Employee Benefits Expense. (Refer Note No. 29)

### (vii) Maturity Profile of Defined Benefit Obligation:

₹ in Crores (10 Million)

Particulars	Leave Encashment		Gratuity	
	2023-2024	2022-2023	2023-2024	2022-2023
	Within next 1 Year	5.60	5.11	12.43
Between 2 - 5 Years	15.88	15.51	71.27	71.65
Between 6 - 10 Years	18.74	18.98	80.99	82.48
More than 10 Years	39.49	30.78	155.29	151.35

### (b) Defined Contribution Plans:

Employer's Contribution to Provident and other Funds charged off during the 12 months ended 31<sup>st</sup> March, 2024 of ₹22.40 crores (Previous year: ₹24.95 crores) has been included under the head Employee Benefits Expense. (Refer Note No. 29).

## Note - 51 Revenue Recognised Under Contracts

- a) The disaggregation of revenue earned under contracts as per Ind AS-115 is as follows:

₹ in Crores (10 Million)

Particulars	2023-2024	2022-2023
<b>Category-wise:</b>		
<i>Revenue recognised at the point of time:</i>		
Tyres, Tubes & Flaps	9800.82	9160.70
Other goods	285.85	281.33
<i>Revenue recognised over the period of time:</i>		
Services	124.48	96.36
	<b>10211.15</b>	<b>9538.39</b>



## Notes to the Standalone Financial Statements

Particulars	₹ in Crores (10 Million)	
	2023-2024	2022-2023
<b>Geography-wise</b>		
Within India	8774.26	8106.09
Outside India	1436.89	1432.30
	<b>10211.15</b>	<b>9538.39</b>

- b) Revenue-related receivables and contract liabilities at the year end:

Particulars	₹ in Crores (10 Million)	
	As at 31.03.2024	As at 31.03.2023
Trade receivables (Refer Note No.10)	2169.88	1774.20
Contract liabilities (Refer Note No. 24)	19.26	21.57

- c) Reconciling the amount of revenue recognised during the year in the statement of profit and loss with the contracted price:

Particulars	₹ in Crores (10 Million)	
	As at 31.03.2024	As at 31.03.2023
Revenue as per contracted price	10694.47	9904.58
Reductions towards variable consideration components*	(483.32)	(366.19)
<b>Revenue from contracts with customers</b>	<b>10211.15</b>	<b>9538.39</b>

\* The reduction towards variable consideration comprises of discounts, claims against obligations, etc.

- d) Impairment in Trade Receivables are disclosed as 'Allowance for Bad and Doubtful debts' amounting ₹51.63 crores (Previous year: ₹28.63 crores).

### Note - 52 Related Parties

#### a) Holding Company:

Bengal & Assam Company Ltd. (BACL-H)[ upto 22<sup>nd</sup> Dec, 2023]

#### b) Subsidiaries:

3DInnovations Pvt. Ltd. (3DIPL)

Cavendish Industries Ltd. (CIL)

J. K. International Ltd.

J. K. Asia Pacific Ltd. (JKAPL)

J. K. Asia Pacific (S) Pte. Ltd. (JKAPPL - Subs. of JKAPL)

Lankros Holdings Ltd. (LANKROS)

Sarvi Holdings Switzerland AG. (SARVI - Subs. of LANKROS)

JK Tornel S.A. de C.V. (JKTSA - Subs. of SARVI)

Comercializadora América Universal, S.A. de C.V

Compañía Hulera Tacuba, S.A. de C.V

Compañía Hulera Tornel, S.A. de C.V. (CHT)

Compañía Inmobiliaria Norida, S.A. de C.V

General de Inmuebles Industriales, S.A. de C.V

Gintor Administración, S.A. de C.V

Hules y Procesos Tornel, S.A. de C.V

} Subsidiaries of JKTSA

## Notes to the Standalone Financial Statements

### c) Fellow Subsidiaries upto 22nd Dec, 2023 (with which, the Company has transactions):

JK Agri Genetics Ltd. (JKAGL)

J.K. Fenner (India) Ltd. (JKFIL)

### d) Associates (with which, the Company has transactions):

Hari Shankar Singhania Elastomer and Tyre Research Institute (HASETRI)

Valiant Pacific LLC. (VPL - Associate of JKAPPL)

Treel Mobility Solutions Private Limited (TREEL)

Western Tires, Inc., (WTI – Subs. of Western Tire Holdings Inc. - Associate of CHT)

Western Tire Holdings, Inc., USA

JK Lakshmi Cement Ltd (JKLCL - Associate of BACL-H)\*

JK Paper Ltd. (JKPL - Associate of BACL-H)\*

\*upto 22<sup>nd</sup> Dec, 2023

### e) Key Management Personnel (KMP) (with which, the Company has transactions):

(i)	Dr. Raghupati Singhania	Chairman & Managing Director
(ii)	Shri Bharat Hari Singhania	Non-Executive Non-Independent Director
(iii)	Shri Anshuman Singhania	Managing Director
(iv)	Shri Arun Kumar Bajoria	Director & President – International Operations
(v)	Smt. Sunanda Singhania	Non-Executive Non- Independent Director
(vi)	Shri Arvind Singh Mewar	Independent Director (tenure completed on 24 <sup>th</sup> Sept.2022)
(vii)	Shri Bakul Jain	Independent Director (tenure completed on 24 <sup>th</sup> Sept.2023)
(viii)	Shri Shreekant Somany	Independent Director
(ix)	Shri Vimal Bhandari	Independent Director
(x)	Shri Kalpataru Tripathy	Independent Director
(xi)	Dr. Wolfgang Holzbach	Independent Director (tenure completed on 24 <sup>th</sup> Sept.2023)
(xii)	Smt. Meera Shankar	Independent Director
(xiii)	Shri Subhrakant Panda	Independent Director (w.e.f 2 <sup>nd</sup> Nov. 2022)
(xiv)	Dr. Jorg Nohl	Independent Director (w.e.f 21 <sup>st</sup> Nov. 2023)
(xv)	Shri Sanjeev Aggarwal	Chief Financial Officer
(xvi)	Shri Pawan Kumar Rustagi	Vice President (Legal) & Co. Secretary
(xvii)	Shri Kamal Kumar Manik	Joint Company Secretary (w.e.f 6 <sup>th</sup> Feb 2024)
(xviii)	Shri Ashok Kumar Kinra	Non-Executive Director of BACL-H (upto 22 <sup>nd</sup> Dec 2023)

### f) Post-Employment Benefit Plan Entities:

JK Tyre & Industries Ltd. Employees Provident Fund Optional Scheme, Kolkata (JKEPFK)

JK Tyre & Industries Ltd. Officers Superannuation Fund, Kolkata (JKOSFK)

JK Tyre & Industries Ltd. Employees Gratuity Fund, Kolkata (JKEGFK)

JK Tyre & Industries Ltd. Employees Provident Fund Trust, Mysuru (JKEPFV)

JK Tyre & Industries Ltd. Officer's Superannuation Fund Trust, Mysuru (JKOSFV)

JK Tyre & Industries Ltd. Employees Gratuity Fund Trust, Mysuru (JKEGFV)



## Notes to the Standalone Financial Statements

### g) Other Related Parties (with which, the Company has transactions):

Niyojit Properties Pvt. Ltd. (NPPL - controlled by KMP of BACL-H) upto 22<sup>nd</sup> Dec, 2023

Bengal & Assam Company Ltd. (BACL) – Investor having significant influence<sup>^</sup>

JK Agri Genetics Ltd. [JKAGL(O)]- Subsidiary of BACL<sup>^</sup>

J.K. Fenner (India) Ltd. [JKFIL(O)] -Subsidiary of BACL<sup>^</sup>

<sup>^</sup> w.e.f 23<sup>rd</sup> Dec, 2023

### (i) The following transactions were carried out with related parties in the ordinary course of business and on arm's length basis:

₹ in Crores (10 Million)						
Nature of Transactions	Holding Company	Subsidiaries	Fellow Subsidiaries	Associates	Other Related Parties	TOTAL
<b>Sale of Tyres to CHT-402.98, VPL-341.26, WTI-196.19, WTHI</b>		402.98		537.90		<b>940.88</b>
Sale of Tyres to CHT-323.40, VPL-286.23, WTI-151.62, WTHI-3.57, JKLC		(323.40)		(441.49)		<b>(764.89)</b>
<b>Sale of Goods to CIL, TREEL-₹41882</b>		183.90				<b>183.90</b>
Sale of Goods to CIL, TREEL		(159.04)		(0.26)		<b>(159.30)</b>
<b>Sale of Capital Items to CIL-1.62, CHT</b>		2.06				<b>2.06</b>
Sale of Capital Items to CIL		(8.18)				<b>(8.18)</b>
<b>Purchase of Goods from CIL, JKFIL, TREEL, JKFIL(O)</b>		837.59	0.01	10.38	0.01	<b>847.99</b>
Purchase of Goods from CIL, JKFIL, TREEL-6.90, JKLC		(923.94)	(0.10)	(6.94)		<b>(930.98)</b>
<b>Purchase of Capital Items from CIL</b>		0.07				<b>0.07</b>
Purchase of Capital Items from CIL		(25.60)				<b>(25.60)</b>
<b>Sharing of Expenses received from BACL-H, CIL, JKFIL - 0.65, JKAGL, HASETRI - 4.76, JKLC-0.74, JKPL, JKFIL(O) - 0.34, JKAGL(O)-0.07, BACL</b>	0.02	0.01	0.74	6.31	0.38	<b>7.46</b>
Sharing of Expenses received from BACL-H, CIL, JKFIL - 0.78, JKAGL, HASETRI - 4.52, JKPL - 0.80, JKLC	(0.02)	(0.01)	(0.88)	(6.06)		<b>(6.97)</b>
<b>Sharing of Expenses paid to BACL-H, VPL-0.10, JKPL-0.07, JKLC-0.27, TREEL, NPPL-0.64, BACL</b>	0.76			0.45	0.89	<b>2.10</b>
Sharing of Expenses paid to BACL-H, CIL, JKFIL, JKPL-0.63, JKLC-0.59, TREEL, NPPL	(0.99)	(0.04)	(0.06)	(1.23)	(0.83)	<b>(3.15)</b>
<b>Services Availed –JKAPPL, CHT-1.32, JKFIL, HASETRI – 41.54, VPL-0.21, TREEL JKFIL(O)</b>		2.07	11.29	41.83	3.76	<b>58.95</b>
Services Availed –JKAPPL, JKFIL, HASETRI – 28.24, VPL		(0.72)	(15.64)	(28.46)		<b>(44.82)</b>
<b>Services rendered to CIL – 58.88, JK TSA</b>		78.36				<b>78.36</b>
Services rendered to CIL – 52.67, JK TSA		(71.76)				<b>(71.76)</b>
<b>Contribution to HASETRI</b>				19.80		<b>19.80</b>
Contribution to HASETRI				(21.00)		<b>(21.00)</b>
<b>Interest Income from JKFIL, JKFIL(O)</b>			1.13		0.27	<b>1.40</b>
Interest Income from JKFIL			(2.19)			<b>(2.19)</b>
<b>Dividend from JKFIL, JKFIL(O)</b>					0.37	<b>0.37</b>
Dividend from JKFIL			(0.45)			<b>(0.45)</b>

## Notes to the Standalone Financial Statements

₹ in Crores (10 Million)

Nature of Transactions	Holding Company	Subsidiaries	Fellow Subsidiaries	Associates	Other Related Parties	TOTAL
<b>Contribution to Trusts- JKEPFK- 7.61, JKOSFK- 0.30, JKEGFK- 5.20, JKEPFV – 23.09, JKOSFV- 0.17, JKEGFV-3.54</b>					39.91	<b>39.91</b>
Contribution to Trusts- JKEPFK- 7.80, JKOSFK- 0.31, JKEGFK- 12.78, JKEPFV – 25.23, JKOSFV- 0.20, JKEGFV					(56.30)	<b>(56.30)</b>
<b>Outstanding as at year end:</b>						
<b>Advances to CIL-180.63, HASETRI – 15.72, TREEL – 7.51</b>		180.63		23.23		<b>203.86</b>
Advances to CIL-131.44, HASETRI – 19.41, TREEL – 7.05		(131.44)		(26.46)		<b>(157.90)</b>
<b>Trade Receivables:</b>						
<b>CHT-147.48, CIL-124.38, JKTSA-13.23, VPL- 239.14, WTI- 90.73</b>		285.09		329.87		<b>614.96</b>
CHT-153.32, CIL-122.36, JKTSA-17.39, VPL- 187.31, WTI- 41.88, WTHI-1.01		(293.07)		(230.20)		<b>(523.27)</b>
<b>Other Receivables:</b>						
- <b>JKFIL(O)-10.47, BACL-0.84, JKEPFK-0.94, JKEGFK-0.35 JKEGFV-0.24</b>					12.84	<b>12.84</b>
- BACL-H-0.84, JKFIL-17.90, HASETRI-0.01, NPPL-0.72	(0.84)		(17.90)	(0.01)	(0.72)	<b>(19.47)</b>
<b>Payables:</b>						
- <b>JKAPPL-0.75, CHT-1.90, VPL-0.37, JKOSFV-0.01</b>		2.65		0.37	0.01	<b>3.03</b>
- JKAPPL-0.72, CHT-2.35, VPL-0.36, JKEGFK-4.01, JKEGFV-0.22, JKOSFV-0.01		(3.07)		(0.36)	(4.24)	<b>(7.67)</b>

Figures in brackets represent amounts pertaining to previous year.

### (II)

₹ in Crores (10 Million)

Remuneration paid to Key Managerial Personnel	2023-2024	2022-2023
Short-term Employee Benefits	91.27	38.01
Post-employment Benefits*	0.41	0.42
Other Payments	8.36	7.17

\* Excludes gratuity and leave encashment, as the same is considered on actuarial valuation basis for the Company as a whole.

### Note - 53 Other statutory Information

- The Company does not have any Benami property, where any proceeding has been initiated or pending against the Company for holding any Benami property.
- The Company has not been declared wilful defaulter by any Banks or any other Financial Institution at any time during the financial year.
- The Company has not revalued its Property, Plant and Equipment (including Right of use assets) or intangible assets during the year.
- The Company did not have any material transactions with companies struck-off under section 248 of the companies Act,2013 or section 560 of the companies Act,1956 during the financial year.





## Notes to the Standalone Financial Statements

- e. The Company has not traded or invested in Crypto Currency or Virtual Currency during the year.
- f. The Company does not have any charges or satisfaction, which is yet to be registered with Registrar of Companies (ROC) beyond the statutory period.
- g. During the year, the Company has not advanced or loaned or invested funds to any other person(s) or entity(ies), including foreign entities (Intermediaries) with the understanding that the Intermediary shall:
- directly or indirectly lend or invest in other persons or entities identified in any manner whatsoever by or on behalf of the company (Ultimate Beneficiaries) or
  - provide any guarantee, security or the like to or on behalf of the Ultimate Beneficiaries.
- h. The Company has not received any fund from any person(s) or entity(ies), including foreign entities (Funding Party) with the understanding (whether recorded in writing or otherwise) that the Company shall:
- directly or indirectly lend or invest in other persons or entities identified in any manner whatsoever by or on behalf of the Funding Party (Ultimate Beneficiaries) or
  - provide any guarantee, security or the like on behalf of the Ultimate Beneficiaries.
- i. The Company has no such transactions which is not recorded in the books of accounts that has been surrendered or disclosed as income during the year in tax assessments under Income Tax Act, 1961.
- j. The Company has not made any Loans or Advances to any promoters, directors, KMPs and the related parties (as defined under the Companies Act, 2013), either severally or jointly with any other person, that are:
- repayable on demand; or
  - without specifying any terms or period of repayment.

### Note - 54 Dividends

The following dividends were declared and paid by the company during the year:

Particulars	₹ in Crores (10 Million)	
	2023-2024	2022-2023
For the year ended March 31, 2023 - 100% i.e. ₹ 2.00 per equity share (31 <sup>st</sup> March, 2022 - 75% i.e. ₹ 1.50)	49.25	36.93
For the year March 31, 2024 - Interim Dividend of 50% i.e. ₹ 1.00 per equity share	26.07	-
<b>Total</b>	<b>75.32</b>	<b>36.93</b>

The following dividends were proposed by the board of directors in their meeting subject to approval of shareholders at the Annual General Meeting and are not recognised as a liability:

Particulars	₹ in Crores (10 Million)	
	2023-2024	2022-2023
For the year ended March 31, 2024 - 175% i.e. ₹3.50 per equity share (31 <sup>st</sup> March, 2023 - 100% i.e. ₹2.00)	91.25	49.25

## Notes to the Standalone Financial Statements

### Note - 55 Income Tax

#### (A) Amounts recognized in Statement of Profit and Loss

₹ in Crores (10 Million)		
Particulars	2023-2024	2022-2023
Current Tax	278.96	72.41
Deferred Tax		
- Relating to origination and Reversal of Temporary Difference	12.25	13.89
<b>Income Tax Expense reported in the Statement of Profit and Loss</b>	<b>291.21</b>	<b>86.30</b>

#### (B) Income Tax recognized in Other Comprehensive Income

₹ in Crores (10 Million)		
Particulars	2023-2024	2022-2023
Deferred Tax on Re-measurement Losses on Defined Benefit Plans	(0.12)	(5.51)

#### (C) Income Tax recognized in Other Equity

₹ in Crores (10 Million)		
Particulars	2023-2024	2022-2023
Deferred Tax Assets on Compulsory Convertibles Debenture	-	(7.20)

#### (D) Reconciliation of Effective Tax Rate

₹ in Crores (10 Million)		
Particulars	2023-2024	2022-2023
<b>Accounting Profit before Income Tax</b>	<b>881.97</b>	<b>270.07</b>
At applicable Statutory Income Tax Rate @ 34.944%	308.19	94.37
Difference in Tax Rate	(12.91)	(10.72)
Others	(4.04)	2.65
<b>Income Tax Expense</b>	<b>291.21</b>	<b>86.30</b>
<b>Effective Tax Rate</b>	<b>33.01%</b>	<b>31.95%</b>

#### (E) Reconciliation of Deferred Tax Liabilities (Net)

₹ in Crores (10 Million)		
Particulars	As at 31.03.2024	As at 31.03.2023
<b>Opening Balance</b>	<b>369.77</b>	<b>342.76</b>
Deferred Tax Expense recognized in:		
Statement of Profit and Loss	12.25	13.89
Other Comprehensive Income	(0.12)	(5.51)
Equity	-	(7.20)
<b>Deferred Tax Liabilities/ (Assets) – Net</b>	<b>381.90</b>	<b>343.94</b>
MAT Credit Utilisation	118.78	25.83
<b>Deferred Tax Liabilities (Net)</b>	<b>500.68</b>	<b>369.77</b>



## Notes to the Standalone Financial Statements

### Note - 56 Fair Values

Set out below, is a comparison by class of the carrying amounts and fair value of the financial instruments of the companies:

Particulars	₹ in Crores (10 Million)			
	As at 31.03.2024		As at 31.03.2023	
	Carrying Amount	Fair Value	Carrying Amount	Fair Value
<b>(i) Financial Assets</b>				
<b>(a) At Fair Value through Profit and Loss</b>				
- Investments	34.74	34.74	29.77	29.77
- Others	0.17	0.17	-	-
<b>(b) At Amortised Cost</b>				
- Investments	41.01	41.01	49.37	49.37
- Trade Receivables	2169.88	2169.88	1774.20	1774.20
- Others	789.14	789.14	266.13	266.13
<b>Total</b>	<b>3034.94</b>	<b>3034.94</b>	<b>2119.47</b>	<b>2119.47</b>
<b>(ii) Financial Liabilities</b>				
<b>(a) At Fair Value through Profit and Loss</b>	2.89	2.89	6.02	6.02
<b>(b) At Amortised Cost</b>				
- Borrowings	2356.15	2356.15	2547.31	2547.31
- Lease Liabilities	121.91	121.91	87.38	87.38
- Trade Payables	1335.97	1335.97	1036.86	1036.86
- Others	1065.81	1065.81	865.92	865.92
<b>Total</b>	<b>4882.73</b>	<b>4882.73</b>	<b>4543.49</b>	<b>4543.49</b>

The following methods and assumptions were used to estimate the fair values:

1. Cash and short-term deposits, trade receivables, loans, trade payables, and other current financial assets and liabilities approximate their carrying amounts largely due to the short-term maturities of these instruments.
2. Other non-current receivables are evaluated by the Company, based on parameters such as interest rates, individual creditworthiness of the counterparty etc. Based on this evaluation, allowances are considered to account for the expected losses of these receivables. As at end of each reporting year, the carrying amounts of such receivables, net of allowances (if any), are not materially different from their calculated fair values.
3. Fair value of Investments in quoted mutual funds and equity shares are based on quoted market price at the reporting date. The fair value of unquoted Investments in preference shares are estimated by discounting future cash flows using rates currently available for debt on similar terms, credit risk and remaining maturities. The fair value of unquoted Investments in equity shares are estimated on net assets basis.
4. Fair value of borrowings from banks and other non-current financial liabilities, are estimated by discounting future cash flows using rates currently available for debt on similar terms and remaining maturities.
5. The fair values of derivatives are calculated using the RBI reference rate as on the reporting date as well as other variable parameters.

## Notes to the Standalone Financial Statements

### Fair Value Hierarchy:

All financial assets and liabilities for which fair value is measured in the financial statements are categorised within the fair value hierarchy, described as follows:-

Level 1 – Quoted prices in active markets.

Level 2 – Inputs other than quoted prices included within Level 1 that are observable, either directly or indirectly.

Level 3 – Inputs that are not based on observable market data.

The following table presents the fair value measurement hierarchy of financial assets and liabilities, which have been measured, subsequent to initial recognition, at fair value as at 31<sup>st</sup> March, 2024 and 31<sup>st</sup> March, 2023:

Particulars	₹ in Crores (10 Million)		
	Level 1	Level 2	Level 3
<b>31st March, 2024</b>			
<b>Financial Assets</b>			
- Quoted Equity Shares	11.40	-	-
- Unquoted Equity Shares	-	-	11.12
- Unquoted Preference Shares	-	-	11.00
- Mutual Funds	1.22	-	-
- Forward Contract	-	0.17	-
<b>Financial Liabilities</b>			
Forward Contract	-	0.02	-
Swaps	-	2.87	-
<b>31st March, 2023</b>			
<b>Financial Assets</b>			
- Quoted Equity Shares	5.87	-	-
- Unquoted Equity Shares	-	-	8.05
- Unquoted Preference Shares	-	-	14.89
- Mutual Funds	0.96	-	-
<b>Financial Liabilities</b>			
Forward Contract	-	2.34	-
Swaps	-	3.68	-

There has been no transfer among levels 1, 2 and 3 during the year ended 31<sup>st</sup> March, 2024.

### Note - 57

The fair value of Investment property as per registered valuer report as at 31<sup>st</sup> March, 2024 is ₹13.75 crores (Previous year: ₹13.75 crores) after considering the rental income from current leases and other assumptions that market participants would use while pricing investment property under current market conditions.

### Note - 58 Financial Risk Management Objectives and Policies:

The Company's activities are exposed to a variety of financial risks from its operations. The key financial risks include market risk (including foreign currency risk, interest rate risk and commodity price risk), credit risk and liquidity risk.



## Notes to the Standalone Financial Statements

- **Market Risk:** Market risk is the risk that the fair value of future cash flows of a financial instrument will fluctuate because of changes in market prices. Market risk comprises mainly three types of risk: interest rate risk, currency risk and other price risk such as commodity price risk.
  - » **Foreign Currency Risk:** Foreign Currency risk is the risk that the fair value or future cash flows of an exposure will fluctuate because of changes in foreign exchange rates. The Company has obtained foreign currency borrowings and has foreign currency trade payables and receivables and is therefore, exposed to foreign exchange risk.

After taking cognizance of the natural hedge, the Company takes appropriate hedges to mitigate its risk resulting from fluctuations in foreign currency exchange rate(s).

Foreign Currency Sensitivity: The following table demonstrates the sensitivity to a reasonably possible change in USD with all other variables held constant. The impact on company's profit before tax is due to changes in the foreign exchange rate is as follows:

Particulars	₹ in Crores (10 Million)	
	As at 31.03.2024	As at 31.03.2023
Change in USD	+ ₹ 1	+ ₹ 1
Effect on Profit before Tax	(6.06)	(7.33)
Change in USD	- ₹ 1	- ₹ 1
Effect on Profit before Tax	6.06	7.33

Forward Contracts for hedging Receivables: Nil (Previous year: ₹338.00 crores - US \$ 41.11 Million) and for hedging Payables: ₹448.48 crores - US \$ 53.79 Million (Previous year: ₹559.98 crores - US \$ 68.11 Million) are outstanding as at 31.03.2024. Currency Swap for Long-term rupee loans: ₹74.77 crores - US \$ 8.97 & ₹43.64 crores - EUR 4.84 Million (Previous year: ₹90.12 crores - US \$ 10.96 & ₹50.57 crores - EUR 5.64 Million).

Foreign currency exposure unhedged net payable is ₹505.07 crores - US \$60.57 Million (Previous year: ₹602.43 crores - US \$73.27 Million) as at 31.03.2024.

- » **Interest Rate Risk:** Interest rate risk is the risk that the fair value of future cash flows of a financial instrument will fluctuate because of changes in market interest rates. Any changes in the interest rates environment may impact future rates of borrowing. The Company mitigates this risk by regularly assessing the market scenario, finding appropriate financial instruments, interest rate negotiations with the lenders for ensuring the cost-effective method of financing.

Interest Rate Sensitivity: The following table demonstrates the sensitivity to a reasonably possible change in interest rates on financial assets affected. With all other variables held constant, the company's profit before tax is affected through the impact on finance cost with respect to our borrowing, as follows:

Particulars	₹ in Crores (10 Million)	
	As at 31.03.2024	As at 31.03.2023
Change in Basis Points	+ 25	+ 25
Effect on Profit before Tax	(5.89)	(6.37)
Change in Basis Points	- 25	- 25
Effect on Profit before Tax	5.89	6.37

The assumed movement in basis points for the interest rate sensitivity analysis is based on the currently observable market environment.

## Notes to the Standalone Financial Statements

- » **Commodity Price Risk:** The Company is affected by the price volatility of certain commodities. Its operating activities require the purchase of raw material and manufacturing of tyres, and therefore, requires a continuous supply of certain raw materials such as natural rubber, synthetic rubber, carbon black, fabric, bead wire rubber chemicals etc. To mitigate the commodity price risk, the Company has an approved supplier base to get best competitive prices for the commodities and to assess the market to manage the cost without any compromise on quality.
- **Credit Risk:** Credit risk is the risk that counterparty might not honor its obligations under a financial instrument or customer contract, leading to a financial loss. The company is exposed to credit risk from its operating activities (primarily trade receivables).
  - » **Trade Receivables:** Customer credit risk is managed based on company's established policy, procedures and controls. The company assesses the credit quality of the counterparties taking into account their financial position, past experience and other factors.

Credit risk is reduced by receiving deposits, pre-payments and export letter of credit to the extent possible. The Company has a well-defined sales policy to minimize its risk of credit defaults. Outstanding customer receivables are regularly monitored and assessed. Impairment analysis is performed based on historical data at each reporting date on an individual basis. However, a large number of minor receivables are grouped into homogenous groups and assessed for impairment collectively.

Credit Risk Exposure: The allowance for expected credit loss on customer balances for the year ended March 31, 2024 and March 31, 2023:

Particulars	₹ in Crores (10 Million)	
	As at 31.03.2024	As at 31.03.2023
Balance at the beginning	28.63	21.13
Add: Provision created during the Year	23.00	7.50
<b>Balance at the End</b>	<b>51.63</b>	<b>28.63</b>

- » **Deposits with Bank:** The deposits with banks constitute mostly the liquid investment of the company and are generally not exposed to credit risk.
- **Liquidity Risk:** Liquidity risk is the risk, where the company will encounter difficulty in meeting the obligations associated with its financial liabilities that are settled by delivering cash or another financial asset. The company's approach is to ensure, as far as possible, that it will have sufficient liquidity to meet its liabilities when due.

The table below summarises the maturity profile of company's financial liabilities based on contractual payments:

Particulars	₹ in Crores (10 Million)	
	Upto 5 years	> 5 years
<b>As at 31<sup>st</sup> March 2024</b>		
Borrowings*	1965.92	390.23
Trade and Other Payables	1335.97	-
Lease Liabilities	113.87	8.04
Other Financial Liabilities	401.82	666.88
<b>Total</b>	<b>3817.58</b>	<b>1065.15</b>
<b>As at 31<sup>st</sup> March 2023</b>		
Borrowings*	2191.33	355.98
Trade and Other Payables	1036.86	-
Lease Liabilities	83.01	4.37



## Notes to the Standalone Financial Statements

Particulars	₹ in Crores (10 Million)	
	Upto 5 years	> 5 years
Other Financial Liabilities	278.20	593.74
<b>Total</b>	<b>3589.40</b>	<b>954.09</b>

\* Including working capital facility from consortium banks renewed every year.

### Note - 59 Capital Management

The Company's policy is to maintain an adequate capital base so as to maintain creditor and market confidence and to sustain future development. Capital includes issued capital, share premium and all other equity reserves attributable to equity holders. In order to strengthen the capital base, the company may use appropriate means to enhance or reduce capital, as the case may be.

The company monitors capital using a gearing ratio, which is net debt divided by total capital plus net debt. Net Debt is calculated as borrowings less cash and cash equivalents.

Particulars	₹ in Crores (10 Million)	
	As at 31.03.2024	As at 31.03.2023
Borrowings	2356.15	2547.31
Less: Cash and Cash Equivalents	64.64	50.23
<b>Net Debt</b>	<b>2291.51</b>	<b>2497.08</b>
Equity Share Capital	52.14	49.25
Other Equity	3843.89	2839.97
<b>Total Capital</b>	<b>3896.03</b>	<b>2889.22</b>
<b>Capital and Net Debt</b>	<b>6188.04</b>	<b>5386.30</b>
<b>Gearing Ratio</b>	<b>37.03%</b>	<b>46.36%</b>

### Note - 60

The amount required to be spent as Corporate Social Responsibility (CSR) under Section 135 of the Companies Act, 2013 for the year ended 31<sup>st</sup> March 2024 is ₹ 6.29 crores (Previous Year: ₹5.09 crores) i.e. 2% of average net profits for last three financial years, calculated as per Section 198 of the Companies Act, 2013.

The Company has spent ₹6.48 crores on CSR Projects / initiatives during the year (Previous year: ₹5.17 crores), which are summarized as under:

Sl. No.	Nature of activities	₹ in Crores (10 Million)	
		2023-2024	2022-2023
1	Prevention of HIV AIDS	0.06	0.07
2	Health camps, reproductive & child health care program	0.47	0.31
3	Providing better health services through support to hospitals	1.00	0.69
4	Support to Schools, ITIs, educational institutes	1.73	2.19
5	Livelihood enhancement and water conservation project	2.11	1.23
6	Green cover & environment conservation	0.36	0.32

## Notes to the Standalone Financial Statements

7	Rural Development	0.45	0.12
8	Administration Overheads	0.30	0.24
<b>Total</b>		<b>6.48</b>	<b>5.17</b>

In terms of disclosure requirement vide Notification No. 158 dated 24<sup>th</sup> March, 2021 effective from 1<sup>st</sup> April 2021, there is no shortfall of CSR expenditure.

In terms of Ind AS 24, the Company has not made any contribution for CSR expenditure to any related party during the year.

### Note - 61

Figures less than ₹50000 have been shown at actual in brackets.

### Note - 62

Previous year figures have been reclassified/ regrouped wherever necessary.

As per our report of even date

		Dr. Raghupati Singhania (DIN: 00036129)	} Chairman & Managing Director Managing Director
		Anshuman Singhania (DIN: 02356566)	
For S S KOTHARI MEHTA & CO. LLP		Bharat Hari Singhania (DIN: 00041156)	} Directors
Chartered Accountants		Smt. Sunanda Singhania (DIN: 02356376)	
Firm Registration No. - 000756N / N500441		Shreekant Somany (DIN: 00021423)	
Sanjeev Aggarwal	Chief Financial Officer	Kalpataru Tripathy (DIN: 00865794)	
		Smt. Meera Shankar (DIN: 06374957)	
VIJAY KUMAR		Dr. Jorg Nohl (DIN: 10392379)	
Partner		Subhrakant Panda (DIN: 00171845)	
Membership No. - 092671	P. K. Rustagi	Arun K. Bajoria (DIN: 00026540)	
New Delhi, the 21 <sup>st</sup> May, 2024	Company Secretary		





## Cash Flow Statement

for the year ended 31<sup>st</sup> March, 2024

₹ in Crores (10 Million)

Sl. No.	Particulars	2023-2024	2022-2023
<b>A.</b>	<b>CASH FLOW FROM OPERATING ACTIVITIES:</b>		
	Net Profit before Tax	881.97	270.07
	Adjustment for:		
	Depreciation and Amortisation expense	252.45	242.58
	Finance Costs	241.55	257.51
	(Profit) / Loss on sale of Property, Plant and Equipment (Net)	13.33	(5.83)
	Provision for Diminution of Investment	-	1.50
	Fair Value Changes in Non-Current Investments	(3.01)	(3.09)
	Unrealised Foreign Exchange Fluctuation	(26.37)	19.29
	Interest / Dividend Received	(25.38)	(17.12)
	Allowance for Doubtful Debts / Advances and Bad Debts written off	23.00	7.50
	Operating Profit before Working Capital changes	<b>1357.54</b>	<b>772.41</b>
	(Increase) / Decrease in Trade and Other Receivables	(526.34)	(8.45)
	(Increase) / Decrease in Inventories	(104.87)	241.17
	Increase / (Decrease) in Trade and Other Payables	555.83	(281.61)
	Cash generated from Operations	<b>1282.16</b>	<b>723.52</b>
	Direct Taxes (Net)	(184.12)	(46.67)
	<b>Net Cash from Operating Activities</b>	<b>1098.04</b>	<b>676.85</b>
<b>B.</b>	<b>CASH FLOW FROM INVESTING ACTIVITIES:</b>		
	Purchase of Property, Plant and Equipment	(567.23)	(307.68)
	Sale of Property, Plant and Equipment	29.61	39.06
	Purchase of Investments	(1.02)	-
	Redemption of Investments	11.49	-
	Deposit Accounts with Banks	(493.95)	(10.63)
	Interest Received	11.35	10.63
	Dividend Received	0.41	0.48
	<b>Net Cash used in Investing Activities</b>	<b>(1009.34)</b>	<b>(268.14)</b>
<b>C.</b>	<b>CASH FLOW FROM FINANCING ACTIVITIES:</b>		
	Issue of Equity Share Capital (Net of Expenses)	491.59	-
	Proceeds/ (Utilisation) from Short-term Borrowings (Net)	(127.87)	(59.84)
	Proceeds from Long-term Borrowings	174.34	108.17
	Repayment of Long-term Borrowings	(240.87)	(370.61)
	Issue of Compulsorily Convertible Debentures (Net of Expenses)	-	239.26
	Payment of Lease Liabilities	(46.02)	(40.46)
	Finance Costs paid	(250.14)	(251.23)
	Dividend paid	(75.32)	(36.93)
	<b>Net Cash from / (used in) Financing Activities</b>	<b>(74.29)</b>	<b>(411.64)</b>
	<b>Net increase / (decrease) in Cash and Cash Equivalents</b>	<b>14.41</b>	<b>(2.93)</b>
	Cash and Cash Equivalents as at the beginning of the year	50.23	53.16
	<b>Cash and Cash Equivalents as at the end of the year</b>	<b>64.64</b>	<b>50.23</b>

# Cash Flow Statement

for the year ended 31<sup>st</sup> March, 2024

₹ in Crores (10 Million)

Sl. No.	Particulars	2023-2024	2022-2023
<b>Notes:</b>			
<b>1.</b>	<b>Cash and Cash Equivalents Include:</b>		
	- Cash, Cheques on hand and Remittances in transit	20.74	18.61
	- Balances with Banks	43.90	31.62
	<b>Total</b>	<b>64.64</b>	<b>50.23</b>

## 2. Non Cash Changes in liabilities arising from financing activities:

₹ in Crores (10 Million)

Particulars	As at 31.03.2023	Cash Flows	Non- Cash Changes		As at 31.03.2024
			Foreign Exchange Movement	Others	
Short-term Borrowings	1466.54	(127.87)	1.83	-	<b>1340.50</b>
	(1527.27)	(-59.84)	(-0.89)	-	<b>(1466.54)</b>
Long-term Borrowings	1080.77	(66.53)	1.41	-	<b>1015.65</b>
	(1293.66)	(-262.44)	(28.55)	(21.00)	<b>(1080.77)</b>
Lease Liabilities	87.38	(46.02)	-	80.55	<b>121.91</b>
	(96.32)	(-40.46)	-	(31.52)	<b>(87.38)</b>
<b>Total Liabilities from Financing Activities</b>	<b>2634.69</b>	<b>(240.42)</b>	<b>3.24</b>	<b>80.55</b>	<b>2478.06</b>
<b>Previous Year</b>	<b>(2917.25)</b>	<b>(-362.74)</b>	<b>(27.66)</b>	<b>(52.52)</b>	<b>(2634.69)</b>

Figures in brackets represent amounts pertaining to previous year.

As per our report of even date

For S S KOTHARI MEHTA & CO. LLP

Chartered Accountants

Firm Registration No. - 000756N / N500441

VIJAY KUMAR

Partner

Membership No. - 092671

New Delhi, the 21<sup>st</sup> May, 2024

Sanjeev Aggarwal  
Chief Financial Officer

P. K. Rustagi  
Company Secretary

Dr. Raghupati Singhania (DIN: 00036129)  
Anshuman Singhania (DIN: 02356566)

Bharat Hari Singhania (DIN: 00041156)  
Smt. Sunanda Singhania (DIN: 02356376)  
Shreekant Somany (DIN: 00021423)  
Kalpataru Tripathy (DIN: 00865794)  
Smt. Meera Shankar (DIN: 06374957)  
Dr. Jorg Nohl (DIN: 10392379)  
Subhrakant Panda (DIN: 00171845)  
Arun K. Bajoria (DIN: 00026540)

Chairman & Managing Director  
Managing Director

Directors



## Independent Auditor's Report

**To the Members of JK Tyre & Industries Limited**

### Report on the Audit of the Consolidated Financial Statements

#### Opinion

We have audited the accompanying Consolidated financial statements of **JK Tyre & Industries Limited** (herein referred to as "the Holding Company") and its subsidiaries (the Holding company and its subsidiaries together referred to as "the Group") and its share of net profit/(loss) after tax and total comprehensive income/ (loss) of its associates, which comprise the Consolidated Balance Sheet as on March 31, 2024, the Consolidated Statement of Profit and Loss (including Other Comprehensive Income), the Consolidated Statement of Changes in Equity and the Consolidated Statement of Cash Flows for the year then ended, and notes to the consolidated financial statements, including a summary of the material accounting policies and other explanatory information (hereinafter referred to as "the consolidated financial statements").

In our opinion and to the best of our information and according to the explanations given to us, the aforesaid consolidated financial statements give the information required by the Companies Act, 2013 (the "Act") in the manner so required and give a true and fair view in conformity with Indian Accounting Standards prescribed under section 133 of the Act read with the Companies (Indian Accounting Standards) Rules, 2015, as amended ("Ind AS") and other accounting principles generally accepted in India, of the consolidated state of affairs of the Group as at March 31, 2024, the consolidated profit, consolidated total comprehensive income,

consolidated changes in equity and its consolidated cash flows for the year ended on that date.

#### Basis for Opinion

We conducted our audit of the consolidated financial statements in accordance with the Standards on Auditing (SAs) specified under section 143(10) of the Act. Our responsibilities under those Standards are further described in the Auditor's Responsibilities for the Audit of the Consolidated Financial Statements section of our report. We are independent of the Group in accordance with the Code of Ethics issued by the Institute of Chartered Accountants of India (ICAI) together with the ethical requirements that are relevant to our audit of the consolidated financial statements under the provisions of the Act and the Rules made thereunder, and we have fulfilled our other ethical responsibilities in accordance with these requirements and the ICAI's Code of Ethics. We believe that the audit evidence we have obtained is sufficient and appropriate to provide a basis for our audit opinion on the consolidated financial statements.

#### Key Audit Matters

Key audit matters are those matters that, in our professional judgment, were of most significance in our audit of the consolidated financial statements of the current period. These matters were addressed in the context of our audit of the consolidated financial statements as a whole, and in forming our opinion thereon, and we do not provide a separate opinion on these matters. We have determined the matters described below to be the key audit matters to be communicated in our report.

Key Audit Matter	Auditor's Response
<p><b>Revenue Recognition</b></p> <p>The Group recognizes revenue at the point in time when control of the goods is transferred to the customer at an amount that reflects the consideration to which the Group expects to be entitled in exchange for those goods or services. In determining the transaction price for the sale, the Group considers the effects of variable consideration and consideration receivable from the customer.</p> <p>For the year ended March 31, 2024, the Group's Statement of Profit &amp; Loss included Sales of ₹ 14869.42 crores. Some terms of sales arrangements are governed by Incoterms, including the timing of transfer of control. The nature of rebates, discounts and sales returns, if any, involve judgment in determining sales revenues and revenue cut-off. The risk is, therefore, that revenue may not be recognized in the correct period or that revenue and associated profit is misstated.</p> <p>Refer Note No. 29 of the Consolidated Financial Statements.</p>	<p><b>Principal Audit Procedures</b></p> <ul style="list-style-type: none"> <li>We performed process walkthrough to understand the adequacy and the design of the revenue cycle. We tested internal controls in the revenue and trade receivables over the accuracy and timing of revenue accounted in the financial statements..</li> <li>Understanding the policies and procedures applied to revenue recognition, as well as compliance thereof, including an analysis of the effectiveness of controls related to revenue recognition processes employed by the Group.</li> <li>We reviewed the revenue recognition policy applied by the Company to ensure its compliance with Ind AS 115 requirements.</li> <li>We performed a detailed testing on transactions, ensuring revenues were recognized in the correct accounting period. We also tested journal entries recognized in revenue focusing on unusual or irregular transactions.</li> <li>We validated the appropriateness and completeness of the related disclosures in Note No. 29 of the Consolidated financial statements.</li> </ul>

## Information Other than the Consolidated Financial Statements and Auditor's Report Thereon

The Holding Company's Board of Directors is responsible for the preparation of the other information. The other information comprises the information included in the Management Discussion and Analysis, Board's Report including Annexures to Board's Report, Business Responsibility & Sustainability Report, Corporate Governance and Shareholder's Information, but does not include the consolidated financial statements and our auditor's report thereon.

Our opinion on the consolidated financial statements does not cover the other information and we do not express any form of assurance or conclusion thereon.

In connection with our audit of the consolidated financial statements, our responsibility is to read the other information and, in doing so, consider whether the other information is materially inconsistent with the consolidated financial statements or our knowledge obtained during the course of our audit or otherwise appears to be materially misstated.

If, based on the work we have performed, we conclude that there is a material misstatement of this other information, we are required to report that fact. We have nothing to report in this regard.

## Responsibilities of Management and Those Charged with Governance for the Consolidated Financial Statements

The Holding Company's Board of Directors is responsible for the preparation and presentation of these consolidated financial statements in terms of the requirements of the Act that give a true and fair view of the consolidated financial position, consolidated financial performance, consolidated total comprehensive income, consolidated changes in equity and consolidated cash flows of the Group including its associates in accordance with the Ind AS and other accounting principles generally accepted in India. The respective Board of Directors of the companies included in the Group and of its associates are responsible for maintenance of the adequate accounting records in accordance with the provisions of the Act for safeguarding the assets of the Group and for preventing and detecting frauds and other irregularities; selection and application of appropriate accounting policies; making judgments and estimates that are reasonable and prudent; and design, implementation and maintenance of adequate internal financial controls, that were operating effectively for ensuring the

accuracy and completeness of the accounting records, relevant to the preparation and presentation of the consolidated financial statements that give a true and fair view and are free from material misstatement, whether due to fraud or error, which have been used for the purpose of preparation of the consolidated financial statements by the Directors of the Holding Company, as aforesaid.

In preparing the consolidated financial statements, the respective Board of Directors of the companies included in the Group and of its associates are responsible for assessing the ability of the Group and of its associates to continue as a going concern, disclosing, as applicable, matters related to going concern and using the going concern basis of accounting unless management either intends to liquidate the Group or to cease operations, or has no realistic alternative but to do so.

The respective Board of Directors of the companies included in the Group and of its associates are responsible for overseeing the financial reporting process of the Group and of its associates.

## Auditor's Responsibilities for the Audit of the Consolidated Financial Statements

Our objectives are to obtain reasonable assurance about whether the consolidated financial statements as a whole are free from material misstatement, whether due to fraud or error, and to issue an auditor's report that includes our opinion. Reasonable assurance is a high level of assurance, but is not a guarantee that an audit conducted in accordance with SAs will always detect a material misstatement when it exists. Misstatements can arise from fraud or error and are considered material if, individually or in the aggregate, they could reasonably be expected to influence the economic decisions of users taken on the basis of these consolidated financial statements.

As part of an audit in accordance with SAs, we exercise professional judgment and maintain professional skepticism throughout the audit. We also:

- Identify and assess the risks of material misstatement of the consolidated financial statements, whether due to fraud or error, design and perform audit procedures responsive to those risks, and obtain audit evidence that is sufficient and appropriate to provide a basis for our opinion. The risk of not detecting a material misstatement resulting from fraud is higher than for one resulting from error, as fraud may involve collusion, forgery, intentional omissions, misrepresentations, or the override of internal control.
- Obtain an understanding of internal financial controls relevant to the audit in order to design audit procedures that are



## Independent Auditor's Report

appropriate in the circumstances. Under section 143(3)(i) of the Act, we are also responsible for expressing our opinion on whether the Group and its associates has adequate internal financial controls system in place and the operating effectiveness of such controls.

- Evaluate the appropriateness of accounting policies used and the reasonableness of accounting estimates and related disclosures made by management.
- Conclude on the appropriateness of management's use of the going concern basis of accounting and, based on the audit evidence obtained, whether a material uncertainty exists related to events or conditions that may cast significant doubt on the ability of the Group and its associates to continue as a going concern. If we conclude that a material uncertainty exists, we are required to draw attention in our auditor's report to the related disclosures in the consolidated financial statements or, if such disclosures are inadequate, to modify our opinion. Our conclusions are based on the audit evidence obtained up to the date of our auditor's report. However, future events or conditions may cause the Group and its associates to cease to continue as a going concern.
- Evaluate the overall presentation, structure and content of the consolidated financial statements, including the disclosures, and whether the consolidated financial statements represent the underlying transactions and events in a manner that achieves fair presentation.
- Obtain sufficient appropriate audit evidence regarding the financial information of the entity or business activities within the Group and its associates of which we are the independent auditors and whose financials information we have audited, to express an opinion on the consolidated financial statements. We are responsible for the direction, supervision and performance of the audit of the financial statements of such entities included in the consolidated financial statements of which we are the independent auditor. For the other entities included in the consolidated financial statements, which have been audited by the other auditors, such other auditors remain responsible for the directions, supervision and performance of the audits carried out by them. We remain solely responsible for our audit opinion.

Materiality is the magnitude of misstatements in the consolidated financial statements that, individually or in aggregate, makes it probable that the economic decisions of a reasonably knowledgeable user of the financial statements may be influenced. We consider quantitative materiality and qualitative factors in (i) planning the scope of our audit work and in evaluating the

results of our work; and (ii) to evaluate the effect of any identified misstatements in the financial statements.

We communicate with those charged with governance of the Holding Company regarding, among other matters, the planned scope and timing of the audit and significant audit findings, including any significant deficiencies in internal control that we identify during our audit.

We also provide those charged with governance with a statement that we have complied with relevant ethical requirements regarding independence, and to communicate with them all relationships and other matters that may reasonably be thought to bear on our independence, and where applicable, related safeguards.

From the matters communicated with those charged with governance, we determine those matters that were of most significance in the audit of the consolidated financial statements of the current period and are therefore the key audit matters. We describe these matters in our auditor's report unless law or regulation precludes public disclosure about the matter or when, in extremely rare circumstances, we determine that a matter should not be communicated in our report because the adverse consequences of doing so would reasonably be expected to outweigh the public interest benefits of such communication.

### Other Matters

- (a) We did not audit the financial statements of 14 subsidiaries (including 12 subsidiaries incorporated outside India) whose financial statements reflect total assets of ₹ 6863.98 crores as at March 31 2024, total revenue of ₹ 7535.51 crores, total profit after tax of ₹ 218.64 crores, total comprehensive income of ₹ 211.28 crores and net cash outflow of ₹ 26.01 crores for the year ended on that date, as considered in the Consolidated financial statements. The Consolidated financial statements also include the Group's share of net profit/(loss) after tax of ₹ 0.03 crore and total comprehensive income/(loss) of ₹ 0.01 crore for the year ended March 31, 2024, as considered in the Consolidated financial statements, in respect of 3 associates whose financial statements have not been audited by us. These financial statements have been audited by other auditors, whose reports have been furnished to us by the Board of Directors and our opinion on the Consolidated financial statements, in so far as it relates to the amounts and disclosures included in respect of these subsidiaries and associates, and our report in terms of sub-sections (3) of section 143 of the Act, in so far as it relates to the aforesaid subsidiaries and associates, is based solely on the report of the other auditors.

- (b) We did not audit the financial statements of a subsidiary incorporated outside India whose financial statements reflect total assets of ₹ 0.01 crore as at March 31, 2024, total net profit after tax of ₹ Nil, total comprehensive income of ₹ Nil, total revenue of ₹ Nil and net cash flow of ₹ Nil for the year ended on that date, as considered in the consolidated financial statements. These financial statements are unaudited and have been furnished to us by the Board of Directors and our opinion on the consolidated financial statements, in so far as it relates to the amounts and disclosures included in respect of said subsidiary, and our report in terms of sub-sections (3) of Section 143 of the Act, in so far as it relates to the aforesaid subsidiary, is based solely on such unaudited financial statements. In our opinion and according to the information and explanations given to us by the Board of Directors, these financial statements are not material to the Group.
- (c) The Consolidated financial statements include the Group's share of net profit after tax of ₹ 0.78 crores and total comprehensive income of ₹ 0.37 crores for the year ended March 31, 2024, as considered in the consolidated financial statements, in respect of an associate whose financial statements have not been audited by us. These financial statements and other financial information are unaudited and have been furnished to us by the Board of Directors and our opinion on the financial statements, to the extent they have been derived from such financial statements is based solely on the certificate furnished by the Board of Directors. In our opinion and according to the information and explanations given to us by the Board of Directors, these financial statements are not material to the Group.
- (d) The financial statements of an associate, namely, Hari Shankar Singhania Elastomer and Tyre Research Institute has not been considered for consolidation as stated in Note No. 1.3(a)(ii) of the accompanying consolidated financial statements.

Our opinion on the Consolidated financial statements, and our report on Other Legal and Regulatory Requirements below, is not modified in respect of the above matters with respect to our reliance on the work done and the reports of the other auditors and financial statements/financial information certified by the Board of Directors.

## Report on Other Legal and Regulatory Requirements

1. With respect to the matters specified in paragraphs 3(xxii) and 4 of the Companies (Auditor's Report) Order, 2020 (the

"Order"/ "CARO") issued by the Central Government in terms of Section 143(11) of the Act, to be included in the Auditor's report, according to the information and explanations given to us, and based on the CARO reports issued by us and other auditors of companies included in the consolidated financial statements of the Company, to which reporting under CARO is applicable, we report that there are no qualifications or adverse remarks in these CARO reports.

2. As required by Section 143(3) of the Act, we report that:
  - a) We have sought and obtained all the information and explanations which to the best of our knowledge and belief were necessary for the purposes of our audit of the aforesaid consolidated financial statements.
  - b) In our opinion, proper books of account as required by law relating to preparation of the aforesaid consolidated financial statements have been kept so far as it appears from our examination of those books and the reports of the other auditors except for the matters stated in paragraph 2(i)(vi) below on reporting under Rule 11(g) of the Companies (Audit and Auditors) Rules, 2014.
  - c) The Consolidated Balance Sheet, the Consolidated Statement of Profit and Loss (including Other Comprehensive Income), Consolidated Statement of Changes in Equity and the Consolidated Statement of Cash Flows dealt with by this Report are in agreement with the relevant books of account and records maintained for the purpose of preparation of the consolidated financial statements.
  - d) In our opinion, the aforesaid consolidated financial statements comply with the Ind AS specified under Section 133 of the Act.
  - e) On the basis of the written representations received from the directors of the Holding Company as on March 31, 2024 taken on record by the Board of Directors of the Holding Company and the reports of the statutory auditors of its subsidiary companies and its associates incorporated in India, none of the directors of the Group companies and its associates companies incorporated in India is disqualified as on March 31, 2024 from being appointed as a director in terms of Section 164 (2) of the Act.
  - f) With respect to the maintenance of accounts and other matters connected therewith, reference is made to our



## Independent Auditor's Report

remarks in the paragraph 2(b) above on reporting under Section 143(3)(b) of the Act and paragraph 2(i)(vi) below on reporting under Rule 11(g) of the Companies (Audit and Auditors) Rules, 2014.

g) With respect to the adequacy of the internal financial controls with reference to financial statement and the operating effectiveness of such controls, refer to our separate Report in "Annexure A" which is based on the auditor's reports of the Company, its subsidiary companies and its associates incorporated in India. Our report expresses an unmodified opinion on the adequacy and operating effectiveness of the internal financial control with reference to financial statement of those companies, for reasons stated therein.

h) With respect to the other matters to be included in the Auditor's Report in accordance with the requirements of section 197(16) of the Act, as amended:

In our opinion and to the best of our information and according to the explanations given to us, the remuneration paid by the Holding Company to its directors during the year is in accordance with the provisions of section 197 of the Act.

i) With respect to the other matters to be included in the Auditor's Report in accordance with Rule 11 of the Companies (Audit and Auditors) Rules, 2014, as amended in our opinion and to the best of our information and according to the explanations given to us:

i. The consolidated financial statements disclose impact of pending litigations on the consolidated financial position of the Group and its associates. Refer note no. 36, 37 and 41 to the consolidated financial statements.

ii. The Group and its associates have made provisions, as required under the applicable law or accounting standards, for material foreseeable losses, if any; on long-term contracts including derivative contracts.

iii. There has been no delay in transferring amounts, required to be transferred, to the Investor Education and Protection Fund ('IEPF') by the Holding Company. Further, there were no amount which were required to be transferred to the IEPF by the subsidiaries and its associates incorporated in India.

iv. (a) The respective managements of the Holding Company and its subsidiaries and Associates, incorporated within India, have represented that, to the best of its knowledge and belief, no funds have been advanced or loaned or invested (either from borrowed funds or share premium or any other sources or kind of funds) by the holding company and its subsidiaries and associates to or in any other person or entity, including foreign entities ("Intermediaries"), with the understanding, whether recorded in writing or otherwise, that the Intermediary shall, whether, directly or indirectly lend or invest in other persons or entities identified in any manner whatsoever by or on behalf of the holding company and its subsidiaries and associates ("Ultimate Beneficiaries") or provide any guarantee, security or the like on behalf of the Ultimate Beneficiaries.

(b) The respective management of the Holding Company and its Subsidiaries and Associates, incorporated within India, has represented, that, to the best of its knowledge and belief, no funds have been received by the Holding Company and its subsidiaries and associates from any person or entity, including foreign entities ("Funding Parties"), with the understanding, whether recorded in writing or otherwise, that the Holding Company and its Subsidiaries and Associates shall, whether, directly or indirectly, lend or invest in other persons or entities identified in any manner whatsoever by or on behalf of the Funding Party ("Ultimate Beneficiaries") or provide any guarantee, security or the like on behalf of the Ultimate Beneficiaries.

(c) Based on the audit procedures that have been considered reasonable and appropriate in the circumstances and based on audit reports of other auditors, nothing has come to our notice that causes us to believe that the representations under sub-clause (i) and (ii) of Rule 11(e), as provided under (a) and (b) above, contain any material misstatement.

- v. As stated in Note No. 49 to the consolidated financial statements and based on review of the reports of other auditors:
- (a) The final dividend proposed in the previous year, declared and paid by the Holding Company during the year is in accordance with Section 123 of the Act, as applicable.
  - (b) The interim dividend declared and paid by the Holding Company during the year is in compliance with Section 123 of the Act.
  - (c) The Board of Directors of the Holding company have proposed final dividend for the year which is subject to the approval of the members at the ensuing Annual General Meeting. The amount of dividend proposed is in accordance with section 123 of the Act, as applicable.

The subsidiaries and associates have neither declared nor paid any dividend during the year.

- vi. Based on our examination which included test checks and the reports of the respective auditors of the subsidiary companies and associates incorporated in India whose financial statements have been audited under the Act, in respect of financial year commencing on April 1, 2023, has used an accounting software for maintaining their respective books of account which have feature of recording audit trail (edit log) and the same has operated throughout the year for all relevant transactions recorded in the

software except that in case of holding company and two subsidiaries, audit trail feature was not enabled at the database level for accounting software to log any direct data changes and in case of one associate incorporated in India it has been operated during the year for all relevant transactions recorded in the software except for the short duration initially. Further, for the audit period where audit trail (edit log) facility was enabled and operated throughout the year for the respective accounting softwares, we did not come across any instance of the audit trail feature being tampered with.

As proviso to Rule 3(1) of the Companies (Accounts) Rules, 2014 is applicable from April 1, 2023, thus reporting under Rule 11(g) of the Companies (Audit and Auditors) Rules, 2014 on preservation of audit trail as per the statutory requirements for record retention is not applicable for the financial year ended March 31, 2024

For S S KOTHARI MEHTA & CO. LLP  
*Chartered Accountants*

ICAI Firm Registration Number: 000756N/N500441

VIJAY KUMAR  
*Partner*

New Delhi, the 21<sup>st</sup> May, 2024

Membership Number: 092671





## Annexure 'A' to the Independent Auditor's Report

of even date on the Consolidated financial statements of JK Tyre & Industries Ltd

**(Referred to in paragraph 2(g) under 'Report on Other Legal and Regulatory Requirements' section of our report to the Members of JK Tyre & Industries Limited of even date)**

### Report on the Internal Financial Controls with reference to financial statements under Clause (i) of Sub-section 3 of Section 143 of the Companies Act, 2013 ("the Act")

In conjunction with our audit of the Consolidated financial statements of the company as of and for the year ended March 31, 2024, we have audited the internal financial controls with reference to financial statements of **JK Tyre & Industries Limited** ('the Holding Company') and its subsidiary companies and its associate companies, which are companies incorporated in India, as of that date.

### Management's Responsibility for Internal Financial Controls

The respective Board of Directors of the Holding Company and its subsidiary Companies and its associates which are companies incorporated in India, are responsible for establishing and maintaining internal financial controls with reference to financial statements criteria established by the Company considering the essential components of internal control stated in the Guidance Note on Audit of Internal Financial Controls Over Financial Reporting issued by the Institute of Chartered Accountants of India (ICAI). These responsibilities include the design, implementation and maintenance of adequate internal financial controls that were operating effectively for ensuring the orderly and efficient conduct of its business, including adherence to the respective company's policies, the safeguarding of its assets, the prevention and detection of frauds and errors, the accuracy and completeness of the accounting records, and the timely preparation of reliable financial information, as required under the Act.

### Auditors' Responsibility

Our responsibility is to express an opinion on the Company's internal financial controls with reference to financial statements based on our audit.

We conducted our audit in accordance with the Guidance Note on Audit of Internal Financial Controls Over Financial Reporting (the "Guidance Note") and the Standards on Auditing, issued by the ICAI and deemed to be prescribed under section 143(10) of the Act, to the extent applicable to an audit of internal financial controls, both applicable to an audit of Internal Financial Controls and, both

issued by the Institute of Chartered Accountants of India. Those Standards and the Guidance Note require that we comply with ethical requirements and plan and perform the audit to obtain reasonable assurance about whether adequate internal financial controls with reference to financial statements was established and maintained and if such controls operated effectively in all material respects.

Our audit involves performing procedures to obtain audit evidence about the adequacy of the internal financial controls system with reference to financial statements and their operating effectiveness. Our audit of internal financial controls with reference to financial statements included obtaining an understanding of internal financial controls with reference to financial statements, assessing the risk that a material weakness exists, and testing and evaluating the design and operating effectiveness of internal control based on the assessed risk. The procedures selected depend on the auditor's judgment, including the assessment of the risks of material misstatement of the financial statements, whether due to fraud or error.

We believe that the audit evidence we have obtained, and the audit evidence obtained by the other auditors in terms of their reports referred to in the Other Matters paragraph below, is sufficient and appropriate to provide a basis for our audit opinion on the Company's internal financial controls with reference to financial statements.

### Meaning of Internal Financial Controls with Reference to Financial Statements

A company's internal financial control with reference to financial statements is a process designed to provide reasonable assurance regarding the reliability of financial reporting and the preparation of financial statements for external purposes in accordance with generally accepted accounting principles. A company's internal financial control with reference to financial statements includes those policies and procedures that (1) pertain to the maintenance of records that, in reasonable detail, accurately and fairly reflect the transactions and dispositions of the assets of the company; (2) provide reasonable assurance that transactions are recorded as necessary to permit preparation of financial statements in accordance with generally accepted accounting principles, and that receipts and expenditures of the company are being made only in accordance with authorisations of management and directors of the company and (3) provide reasonable assurance regarding prevention or timely detection of unauthorised acquisition, use, or disposition of the company's assets that could have a material effect on the Consolidated financial statements.

## Inherent Limitations of Internal Financial Controls with Reference to Financial Statements

Because of the inherent limitations of internal financial controls with reference to financial statements, including the possibility of collusion or improper management override of controls, material misstatements due to error or fraud may occur and not be detected. Also, projections of any evaluation of the internal financial controls with reference to financial statements to future periods are subject to the risk that the internal financial control with reference to financial statements may become inadequate because of changes in conditions, or that the degree of compliance with the policies or procedures may deteriorate.

## Opinion

In our opinion and to the best of our information and according to the explanations given to us and based on the consideration of reports of other auditors, as referred to in Other Matters paragraph the Holding Company, its subsidiary Companies and its associate Companies, which are incorporated in India, have maintained, in all material respects, an adequate internal financial controls system with reference to financial statements and such internal financial controls with reference to financial statements were operating effectively as at March 31, 2024, based on the internal control

with reference to financial statements criteria established by the company considering the essential components of internal control stated in the Guidance Note on Audit of Internal Financial Controls Over Financial Reporting issued by the Institute of Chartered Accountants of India.

## Other Matters

Our aforesaid reports under Section 143(3)(i) of the Act on the adequacy and operating effectiveness of the internal financial controls with reference to financial statements in so far as it relates to 2 subsidiaries and 2 associate companies, which are companies incorporated in India, is based on the corresponding reports of the auditors of such companies incorporated in India. Our opinion is not qualified in respect of this matter.

For S S KOTHARI MEHTA & CO. LLP  
*Chartered Accountants*  
ICAI Firm Registration Number: 000756N/N500441

VIJAY KUMAR  
*Partner*  
New Delhi, the 21<sup>st</sup> May, 2024      Membership Number: 092671



# Consolidated Balance Sheet

as at 31<sup>st</sup> March, 2024

₹ in Crores (10 Million)

	Note No.	As at 31.03.2024	As at 31.03.2023
<b>ASSETS</b>			
<b>(1) Non-current Assets</b>			
(a) Property, Plant and Equipment	2	6562.20	6208.81
(b) Capital Work-in-progress		365.83	190.61
(c) Investment Property	3	5.41	5.53
(d) Other Intangible Assets	4	261.20	252.77
(e) Intangible Assets under Development		1.17	4.36
(f) Financial Assets			
- Investments accounted using Equity Method	5	60.17	64.82
- Other Investments	6	66.95	67.97
- Other Financial Assets	7	94.78	69.12
(g) Deferred Tax Assets (Net)	8	82.91	109.52
(h) Other Non-current Assets	9	37.31	63.54
		<b>7537.93</b>	<b>7037.05</b>
<b>(2) Current Assets</b>			
(a) Inventories	10	2281.59	2170.53
(b) Financial Assets			
- Investments	11	11.23	11.17
- Trade Receivables	12	2754.44	2283.22
- Cash and Cash Equivalents	13	171.32	173.15
- Other Bank Balances	14	598.19	92.65
- Other Financial Assets	15	147.35	171.94
(c) Current Tax Assets (Net)	16	81.80	110.00
(d) Other Current Assets	17	510.64	398.85
		<b>6556.56</b>	<b>5411.51</b>
<b>TOTAL ASSETS</b>		<b>14094.49</b>	<b>12448.56</b>
<b>EQUITY AND LIABILITIES</b>			
<b>EQUITY</b>			
(a) Equity Share Capital	18	52.14	49.25
(b) Other Equity		4434.57	3346.91
<b>Equity Attributable to Owners of the Parent</b>		<b>4486.71</b>	<b>3396.16</b>
(c) Non-controlling Interest		119.34	99.72
		<b>4606.05</b>	<b>3495.88</b>
<b>LIABILITIES</b>			
<b>(1) Non-current Liabilities</b>			
(a) Financial Liabilities			
- Borrowings	19	2186.85	2360.36
- Lease Liabilities		97.86	55.26
- Other Financial Liabilities	20	823.03	746.04
(b) Provisions	21	118.10	99.57
(c) Deferred Tax Liabilities (Net)	22	576.81	430.58
		<b>3802.65</b>	<b>3691.81</b>
<b>(2) Current Liabilities</b>			
(a) Financial Liabilities			
- Borrowings	23	2286.58	2423.18
- Lease Liabilities		38.19	43.55
- Trade Payables			
Micro and Small Enterprises	24	63.11	48.19
Others	24	2094.10	1771.44
- Other Financial Liabilities	25	600.65	459.44
(b) Other Current Liabilities	26	536.72	400.87
(c) Provisions	27	31.54	52.66
(d) Current Tax Liabilities (Net)	28	34.90	61.54
		<b>5685.79</b>	<b>5260.87</b>
<b>TOTAL EQUITY AND LIABILITIES</b>		<b>14094.49</b>	<b>12448.56</b>
Group Overview, Basis of preparation and Material Accounting Policies.	1		

The accompanying notes are an integral part of the financial statements.

As per our report of even date

For S S KOTHARI MEHTA & CO. LLP

Chartered Accountants

Firm Registration No. - 000756N / N500441

Sanjeev Aggarwal  
Chief Financial Officer

VIJAY KUMAR

Partner

Membership No. - 092671

New Delhi, the 21<sup>st</sup> May, 2024

P. K. Rustagi  
Company Secretary

Dr. Raghupati Singhania (DIN: 00036129)  
Anshuman Singhania (DIN: 02356566)

Bharat Hari Singhania (DIN: 00041156)  
Smt. Sunanda Singhania (DIN: 02356376)  
Shreekant Somany (DIN: 00021423)  
Kalpataru Tripathy (DIN: 00865794)  
Smt. Meera Shankar (DIN: 06374957)  
Dr. Jorg Nohl (DIN: 10392379)  
Subhrakant Panda (DIN: 00171845)  
Arun K. Bajoria (DIN: 00026540)

Chairman & Managing Director  
Managing Director

Directors

## Consolidated Statement of Profit and Loss

for the year ended 31<sup>st</sup> March, 2024

₹ in Crores (10 Million)

	Note No.	2023-2024	2022-2023
I. Revenue from Operations	29	15001.78	14644.94
II. Other Income	30	44.35	36.52
<b>III. Total Income (I+II)</b>		<b>15046.13</b>	<b>14681.46</b>
<b>IV. Expenses</b>			
Cost of Materials Consumed		8796.95	9600.31
Purchases of Stock-in-Trade		215.04	471.45
(Increase) / Decrease in Inventories of Finished Goods, Work-in-progress and Stock-in-trade		60.65	(60.82)
Employee Benefits Expense	31	1431.83	1218.02
Finance Costs	32	446.93	454.50
Depreciation and Amortisation Expense		436.75	407.06
Other Expenses	33	2419.71	2118.17
<b>Total Expenses (IV)</b>		<b>13807.86</b>	<b>14208.69</b>
<b>V. Profit before Interest, Depreciation &amp; Tax (PBIDT)</b>		<b>2121.95</b>	<b>1334.33</b>
<b>VI. Profit/(loss) before Exceptional Items and Tax (III-IV)</b>		<b>1238.27</b>	<b>472.77</b>
VII. Exceptional Items	43	(27.35)	(61.52)
<b>VIII. Profit/(Loss) before Tax (VI+VII)</b>		<b>1210.92</b>	<b>411.25</b>
IX. Tax Expense			
(1) Current Tax		339.06	159.82
(2) Deferred Tax		60.38	(13.31)
<b>X. Profit/(Loss) after Tax (VIII-IX)</b>		<b>811.48</b>	<b>264.74</b>
XI. Share in Profit/(Loss) of Associates		(5.54)	(1.69)
<b>XII. Profit/(Loss) for the year (X+XI)</b>		<b>805.94</b>	<b>263.05</b>
<b>XIII. Profit/(loss) for the year attributable to:</b>			
Owners of the Parent		786.23	262.48
Non-controlling Interest		19.71	0.57
<b>XIV. Other Comprehensive Income</b>			
(A) Items that will not be reclassified to Profit or Loss:			
Re-measurement losses on Defined Benefit Plans		(10.78)	3.52
Share of Other Comprehensive Income in Associates		(0.02)	(0.01)
Income Tax Relating to Items that will not be reclassified to Profit or Loss		3.20	(0.27)
(B) Items that will be reclassified to Profit or Loss:			
Exchange Differences on Translating the Financial Statements of Foreign Operations		45.74	86.15
<b>Total Other Comprehensive Income</b>		<b>38.14</b>	<b>89.39</b>
<b>XV. Total Comprehensive Income for the year (XII+XIV)</b>		<b>844.08</b>	<b>352.44</b>
<b>XVI. Other Comprehensive Income for the year attributable to:</b>			
Owners of the Parent		38.23	89.40
Non-controlling Interest		(0.09)	(0.01)
<b>XVII. Total Comprehensive Income for the year attributable to:</b>			
Owners of the Parent		824.46	351.88
Non-controlling Interest		19.62	0.56
<b>XVIII. Earnings per equity share of ₹ 2 each</b>	44		
Basic (₹)		29.84	10.64
Diluted (₹)		29.74	10.64

The accompanying notes are an integral part of the financial statements.

As per our report of even date

For S S KOTHARI MEHTA & CO. LLP

Chartered Accountants

Firm Registration No. - 000756N / N500441

Sanjeev Aggarwal  
Chief Financial Officer

VIJAY KUMAR

Partner

Membership No. - 092671

New Delhi, the 21<sup>st</sup> May, 2024

P. K. Rustagi  
Company Secretary

Dr. Raghupati Singhania (DIN: 00036129)

Anshuman Singhania (DIN: 02356566)

Bharat Hari Singhania (DIN: 00041156)

Smt. Sunanda Singhania (DIN: 02356376)

Shreekant Somany (DIN: 00021423)

Kalpataru Tripathy (DIN: 00865794)

Smt. Meera Shankar (DIN: 06374957)

Dr. Jorg Nohl (DIN: 10392379)

Subhrakant Panda (DIN: 00171845)

Arun K. Bajoria (DIN: 00026540)

Chairman & Managing Director

Managing Director

Directors



## Consolidated Statement of Changes in Equity (SOCE)

for the year ended 31st March, 2024

### I EQUITY SHARE CAPITAL

#### (1) Current reporting period

As at 1.4.2023	Change due to prior period errors	Restated Balance as at 1.4.2023	Change during the Current Year#	As at 31.03.2024
49.25	-	49.25	2.89	52.14

#### (2) Previous reporting period

As at 1.4.2022	Change due to prior period errors	Restated Balance as at 1.4.2022	Change during the Current Year	As at 31.03.2023
49.25	-	49.25	-	49.25

### II OTHER EQUITY

#### (1) Current reporting period

₹ in Crores (10 Million)

Particulars	Reserve & Surplus						Retained Earnings		Other Comprehensive Income	Total Attributable to Owners of the Parent	Attributable to Non- controlling Interests (NCI)	Total
	Equity Component of CCDs	Securities Premium	Capital Reserve	Capital Redemption Reserve	Legal Reserve	General Reserve	Surplus in P/L Statement	Re- measurement losses on defined benefit plans	Exchange differences on translating the financial statements of foreign operations			
<b>As at 1<sup>st</sup> April, 2023</b>	226.53	455.92	38.49	7.00	9.82	893.69	1715.89	(89.62)	89.19	<b>3346.91</b>	99.72	<b>3446.63</b>
Profit for the year							786.23			<b>786.23</b>	19.71	<b>805.94</b>
Other Comprehensive Income (Net of Taxes)								(7.51)	45.74	<b>38.23</b>	(0.09)	<b>38.14</b>
Final Dividend							(49.25)			<b>(49.25)</b>		<b>(49.25)</b>
Interim Dividend							(26.07)			<b>(26.07)</b>		<b>(26.07)</b>
Tax adjustment for earlier years							(154.27)			<b>(154.27)</b>		<b>(154.27)</b>
Reinstatement Gain / (Loss) of Reserve on Consolidation			4.09							<b>4.09</b>		<b>4.09</b>
Issue of Equity Shares pursuant to QIP (Net of Transaction cost) <sup>#</sup>		488.70								<b>488.70</b>		<b>488.70</b>
<b>As at 31<sup>st</sup> March, 2024</b>	<b>226.53</b>	<b>944.62</b>	<b>42.58</b>	<b>7.00</b>	<b>9.82</b>	<b>893.69</b>	<b>2272.53</b>	<b>(97.13)</b>	<b>134.93</b>	<b>4434.57</b>	<b>119.34</b>	<b>4553.91</b>

#During the year, the Company has allotted 1,44,92,749 equity shares of face value of ₹ 2 each (aggregating ₹ 2.89 crores) at a premium of ₹ 343 per equity share (aggregating ₹ 497.10 crores) to eligible qualified institutional buyers. The share issue expenses of ₹ 8.40 crores have been adjusted against securities premium.

## Consolidated Statement of Changes in Equity (SOCE)

for the year ended 31st March, 2024

### (2) Previous reporting period

₹ in Crores (10 Million)

Particulars	Equity Component of CCDs	Securities Premium	Capital Reserve	Capital Redemption Reserve	Legal Reserve	General Reserve	Reserve & Surplus		Other Comprehensive Income	Total Attributable to Owners of the Parent	Attributable to Non-controlling Interests (NCI)	Total
							Retained Earnings					
							Surplus in P/L Statement	Re-measurement losses on defined benefit plans				
<b>As at 1<sup>st</sup> April, 2022</b>	-	455.92	32.12	7.00	9.82	893.69	1490.34	(92.87)	3.04	<b>2799.06</b>	99.16	<b>2898.22</b>
Profit for the year							262.48			<b>262.48</b>	0.57	<b>263.05</b>
Other Comprehensive Income (Net of Taxes)								3.25	86.15	<b>89.40</b>	(0.01)	<b>89.39</b>
Cash Dividends							(36.93)			<b>(36.93)</b>		<b>(36.93)</b>
Reinstatement Gain / (Loss) of Reserve on Consolidation			6.37							<b>6.37</b>		<b>6.37</b>
Issue of Compulsorily Convertible Debentures (CCDs) (Net of Transaction cost and Deferred Tax adjustment)	226.53									<b>226.53</b>		<b>226.53</b>
<b>As at 31<sup>st</sup> March, 2023</b>	<b>226.53</b>	<b>455.92</b>	<b>38.49</b>	<b>7.00</b>	<b>9.82</b>	<b>893.69</b>	<b>1715.89</b>	<b>(89.62)</b>	<b>89.19</b>	<b>3346.91</b>	<b>99.72</b>	<b>3446.63</b>



## Consolidated Statement of Changes in Equity (SOCE)

for the year ended 31st March, 2024

Component of Equity	Nature and Purpose
Equity Component of CCDs	<p>During the previous year, the Company had issued and allotted 24,000 Compulsorily Convertible Debentures ("CCDs") having face value of ₹ 1,00,000 each to International Finance Corporation ("IFC") on preferential allotment basis on 20<sup>th</sup> March, 2023. The CCDs carry a coupon rate of 6% p.a. compounded quarterly. The CCDs shall be convertible into Equity Shares of ₹ 2 each of the Company, within a period up to 18 months from the date of allotment, at a conversion price of ₹ 180.50 for each Equity Share, which includes premium of ₹ 178.50 per Equity Share. The interest at the rate of 6% p.a. compounded cumulatively on a quarterly basis on CCDs shall be converted into Equity Shares at the conversion price of ₹ 180.50 for each Equity Share. If such interest on CCDs cannot be converted into Equity Shares at the conversion price, then such interest is to be paid either: (a) in cash; or (b) in combination of Equity Shares and cash, as accepted by IFC. These CCDs are unsecured and do not carry any voting rights.</p> <p>The equity shares to be allotted on conversion of the CCDs shall rank pari-passu with the then existing fully paid up equity shares of the company with respect to dividends and voting rights. The CCDs being Compound Financial Instruments have to be bifurcated into Equity and Liability components. For Liability Component, please refer Note no. 19.</p>
Securities Premium	Represents amounts received in excess of face value on issue of equity shares which may be utilised for purposes specified u/s 52(2) of the Companies Act, 2013.
Capital Reserve	Represents Capital Reserve on Consolidation.
Capital Redemption Reserve	Represents the statutory reserve created at the time of redemption of Preference Share Capital, which can be applied for issuing fully paid-up bonus shares.
Legal Reserve	Represents the statutory reserve created in Subsidiaries, registered in Mexico, out of the current year profits upto a prescribed limit.
General Reserve	Represents accumulated profits set apart by way of transfer from current year Profits or/and Surplus in P/L Statement comprised in Retained Earnings for 'other than specified purposes'.

As per our report of even date

	Dr. Raghupati Singhania (DIN: 00036129)	<i>Chairman &amp; Managing Director</i>
	Anshuman Singhania (DIN: 02356566)	<i>Managing Director</i>
For S S KOTHARI MEHTA & CO. LLP		
<i>Chartered Accountants</i>	Bharat Hari Singhania (DIN: 00041156)	} <i>Directors</i>
Firm Registration No. - 000756N / N500441	Sanjeev Aggarwal	
	<i>Chief Financial Officer</i>	
	Smt. Sunanda Singhania (DIN: 02356376)	
	Shreekant Somany (DIN: 00021423)	
	Kalpataru Tripathy (DIN: 00865794)	
VIJAY KUMAR	Smt. Meera Shankar (DIN: 06374957)	
<i>Partner</i>	Dr. Jorg Nohl (DIN: 10392379)	
Membership No. - 092671	P. K. Rustagi	
New Delhi, the 21 <sup>st</sup> May, 2024	<i>Company Secretary</i>	
	Arun K. Bajoria (DIN: 00026540)	

## Notes to Consolidated Financial Statements

### Note – 1 Group Overview, Basis of Preparation and Material Accounting Policies

#### 1.1. The Group Overview:

The Group, JK Tyre & Industries Limited (JKTIL) and its subsidiaries, majorly develops, manufactures, markets and distributes automotive Tyres, Tubes, Flaps and Retreads. The Group markets its tyres for sale to vehicle manufacturers for fitment in original equipment and for sale in replacement markets worldwide. The Group has manufacturing plants located in India and Mexico with worldwide distribution.

These Consolidated financial statements were approved and adopted by board of directors of the Company in their meeting held on 21<sup>st</sup> May, 2024.

#### 1.2. Basis of Preparation and Measurement of Consolidated Financial Statements:

The Consolidated financial statements have been prepared in accordance with Indian Accounting Standards (Ind AS) as prescribed under Section 133 of the Companies Act, 2013 read with Companies (Indian Accounting Standards) Rules 2015, as amended from time to time and other relevant provisions of the Companies Act, 2013. All accounting policies and applicable IND AS have been applied consistently for all periods presented.

The functional currency of the Company is Indian rupee (₹).

The Consolidated financial statements have been prepared under historical cost convention on accrual basis, except for the items that have been measured at fair value as required by relevant Ind AS. The Consolidated financial statements correspond to the classification provisions contained in Ind AS-1 (Presentation of Financial Statements).

The preparation of these Consolidated financial statements requires management judgements, estimates and assumptions that affect the application of accounting policies, the accounting disclosures made and the reported amounts of assets, liabilities, income, and expenses. Estimates and underlying assumptions are reviewed on a periodic basis. Revisions to accounting estimates are made in the period, in which, the estimates are revised and in any future periods, effected pursuant to such revision.

#### 1.3. Principles of Consolidation:

- a) The Consolidated Financial Statements comprise of the financial statements of JK Tyre & Industries Limited (Parent Company) and the following as on 31.03.2024:
- i) **Subsidiaries:** The Control in subsidiary is gained when the Company is exposed, or has rights, to variable returns from its involvement with the entity and has the ability to affect those returns through its power over the entity. Generally, there is a presumption that a majority of voting rights result in control. To support this presumption and when the Company has less than a majority of the voting or similar rights, it considers all relevant facts and circumstances in assessing the control including the contractual arrangements, potential voting rights, right to direct relevant activities of entity.

Name	Proportion of Ownership Interest
	As on 31.03.2024 and 31.03.2023
J. K. International Ltd., U.K.	100.00%
J. K. Asia Pacific Ltd., Hong Kong	100.00%
J. K. Asia Pacific (S) Pte Ltd., Singapore	100.00%
Lankros Holdings Ltd., Cyprus	100.00%
Sarvi Holdings Switzerland AG., Switzerland	100.00%
JK Tornel S.A. de C.V., Mexico (JKTSA)	99.98%
Comercializadora América Universal, S.A. de C.V., Mexico	99.98%
Compañía Hulera Tacuba, S.A. de C.V., Mexico	99.98%
Compañía Hulera Tornel, S.A. de C.V., Mexico (CHT)	99.98%
Compañía Inmobiliaria Norida, S.A. de C.V., Mexico	99.98%
General de Inmuebles Industriales, S.A. de C.V., Mexico	99.98%
Gintor Administración, S.A. de C.V., Mexico	99.98%
Hules y Procesos Tornel, S.A. de C.V., Mexico	99.98%
3DInnovations Pvt. Ltd.	100.00%
Cavendish Industries Ltd., India (CIL)	87.48%





## Notes to the Consolidated Financial Statements

- ii) **Associates:** An associate is entity over which the Company or its subsidiaries has significant influence, i.e. the power to participate in the financial and operating policy decisions of the investee, but is not control or joint control over those policies.

The Associates, where the Company holds directly or indirectly through subsidiaries 20% or more equity or/and exercises significant influence, are as follows:

Name	Status	Ownership Interest
Valiant Pacific LLC., UAE	Audited	49.00%
Dwarkesh Energy Limited, India	Audited	35.00%
Western Tire Holdings, Inc., USA	Unaudited	40.00%
Treel Mobility Solutions Pvt. Ltd., India	Audited	26.00%
Hari Shankar Singhania Elastomer and Tyre Research Institute (HASETRI)*	Audited	24.00%

\* Approved Scientific and Research Institute, which cannot be consolidated as the equity of the said Institute is not available for distribution to its members.

- b) The Financial Statements of the parent company and its subsidiaries have been consolidated on a line by line basis by adding together the book value of like items of assets, liabilities, income and expenses, after eliminating Intra-group balances, Intra-group transactions and unrealised profits or losses in accordance with Ind AS 110 – “Consolidated Financial Statements”. The deferred tax to be recognised for temporary differences arises from elimination of profits and losses resulting from intra group transactions.
- c) Non-controlling Interest represents the equity in a subsidiary not attributable, directly or indirectly to a Parent. Non-controlling interest in the net assets of the subsidiaries being consolidated is identified and presented in the consolidated Balance Sheet separately from the equity attributable to the Parent’s shareholders and liabilities. Profit or loss and each component of other comprehensive income are attributed to Parent and to the non-controlling interest. Impact of any insignificant and immaterial Non-controlling Interest is not considered.
- d) The changes in the Company’s interest in subsidiaries that do not result in a loss of control are accounted as equity transactions. The carrying amount of the Company’s interests and the non-controlling interests are adjusted to reflect the changes in their relative interests in the subsidiaries. Any difference between the amount by which the non-controlling interests are adjusted and the fair value of the consideration paid or received is recognised directly in equity attributed to owners of the Parent.
- e) In case of associates, where the Company holds directly or indirectly through subsidiaries 20% or more equity or/and exercises significant influence, Investments are accounted for by using equity method in accordance with Ind AS 28 – “Investments in Associates and Joint Ventures”.
- f) Post-acquisition, the Company accounts for its share in the change in net assets of the associates (after eliminating unrealised profits and losses resulting from transactions between the Company and its associates to the extent of its share), through its statement of profit and loss, other comprehensive income and through its reserves for the balance.
- g) The difference between the cost of investment and the share of net assets at the time of acquisition of shares in the subsidiaries and associates is identified in the financial statements as Goodwill or Capital Reserve as the case may be. However, for associates, Goodwill is not separately recognised but included in the value of investments.
- h) The accounts of J. K. International Ltd. and Western Tire Holdings, Inc. are exempt from Audit.
- i) The Accounting Policies of the parent company, its subsidiaries and associates are largely similar. However, few accounting policies are different as certain subsidiaries / associates located in different countries have to comply with the local regulatory requirements.
- j) In case of foreign subsidiaries, revenue items are consolidated at the average exchange rate during the year. All assets and liabilities are translated at year end exchange rate. The resulting exchange differences are recognised as Other Comprehensive Income/ (Loss) and disclosed accordingly.

## Notes to the Consolidated Financial Statements

- k) Material Accounting Policies and Notes accompanying to the financial statements of the Company and its subsidiaries are set out in their respective Financial Statements.

### 1.4. Material accounting policies:

#### (i) Property, plant and equipment:

- a) Property, plant and equipment are measured at cost less accumulated depreciation and impairment losses, if any. Cost includes expenses directly attributable to bringing the asset to the location and condition necessary for it to be capable of operating in the manner intended by management.

Expenditure during construction / erection period is included under capital work-in-progress, which is allocated to the respective property, plant and equipment on completion of construction / erection.

- b) Depreciation on property, plant and equipment (including Continuous Process Plants considered on technical evaluation) has been provided using Straight line method over their useful lives and in the manner prescribed under laws of respective countries. However, in respect of certain property, plant and equipment, depreciation is provided as per their useful lives as assessed by the management supported by technical advice ranging from 15 to 35 years for plant and machinery and 15 to 70 years for buildings. Accelerated depreciation in respect of a production accessory is provided over 6 years.

The carrying amount is eliminated from the financial statements, upon sale and disposition of the assets and the resultant gains or losses are recognised in the statement of profit and loss.

#### (ii) Intangible assets:

Intangible Assets are recognised, if the future economic benefits attributable to the assets are expected to flow to the company and cost of the asset can be measured reliably. The same are amortised over the expected duration of benefits using straight line method. Such intangible assets are measured at cost less any accumulated amortization and impairment losses, if any.

Revenue Expenditure on Research and Development is charged to Statement of Profit and Loss and Capital Expenditure is added to Property, plant and equipment.

Expenditure incurred on intangible asset which are under development is included under Intangible Assets under Development.

The carrying amount is eliminated from the financial statements, upon sale, disposition and withdrawal from permanent use of the assets and when no future economic benefits are expected from its disposal. The resultant gains or losses are recognised in the Statement of Profit and Loss.

#### (iii) Lease:

- a) The Company, as a lessee, at the inception of contract, assesses whether the contract is a lease or not. If yes, the contract conveys in favour of the Company, the right to control the use of an identified asset for a period of time in exchange for consideration.

The right-of-use assets are initially recognized at cost, which comprises of the initial amount of the lease liability adjusted for any lease payments made at or prior to the commencement date of the lease plus any initial direct costs less any lease incentives. In the Balance Sheet, Right-of-use Asset are presented under respective items of Property, Plant and Equipment or Investment Property, as the case may be. The lease liability is initially measured at amortized cost at the present value of the future lease payments. The lease payments are discounted using the interest rate implicit in the lease or, if not readily determinable, using the incremental borrowing rates of the Lessee. In addition, the carrying amount of lease liabilities and right-of-use assets are re-measured if there is a modification, a change in the lease term, a change in the lease payments (e.g., changes to future payments resulting from a change in an index or rate used to determine such lease payments) or a change in the assessment of an option to purchase the underlying asset.

- b) Depreciation on Right-of-use Asset has been provided using Straight line method over their useful lives or lease period, whichever is lower.



## Notes to the Consolidated Financial Statements

Interest Expense on Lease Liabilities are provided using discount rate used to determine Lease Liabilities. Depreciation and Interest expenses are recognised in the Statement of Profit and Loss.

- c) For short-term leases and leases for which, the underlying asset value is low, right-of-use assets and lease liabilities are not recognised. The lease payments associated with these leases are recognised as expense over the lease term.
- d) The Company, as a lessor, recognises lease payments from operating leases as income on straight-line basis over the lease term. The Company has recognised costs, including depreciation, incurred in earning the lease income as an expense.

### (iv) Inventories:

Inventories are valued at lower of cost and net realisable value. However, materials and other supplies held for use in production of inventories are not written down below cost, if the finished goods are expected to be sold at or above cost. The cost is computed on weighted average basis. Finished Goods, Traded Goods and Process Stock include cost of purchase, cost of conversion and other costs incurred in bringing the inventories to their present location and condition. Slow-moving and obsolete items based upon technical evaluation are provided for.

### (v) Employee benefit:

Employee benefits include wages & salaries, provident fund, superannuation fund, employee state insurance scheme, gratuity fund and compensated absences, etc.

#### (a) Defined-contribution plans

Contributions to the employees' regional provident fund, superannuation fund, Employees' Pension Scheme and Employees' State Insurance are recognised as defined contribution plan and charged as expenses during the period in which the employees perform the services.

#### (b) Defined-benefit plans

Retirement benefits in the form of Gratuity and Leave Encashment are considered as defined benefit plan and determined on actuarial valuation using the Projected Unit Credit Method

at the balance sheet date. Actuarial Gains or Losses through re-measurement of the net obligation of a defined benefit liability or asset is recognised in Other Comprehensive Income. Such re-measurements are not reclassified to Statement of Profit and Loss in subsequent periods.

The Provident Fund Contribution other than contribution to Employees' Regional Provident Fund, is made to trust administered by the trustees. The interest rate to the members of the trust shall not be lower than the statutory rate declared by the Central Government under Employees' Provident Fund and Miscellaneous Provision Act, 1952, wherever applicable. The Employer shall make good deficiency, if any.

### (c) Short term employee benefits

Short term benefits are charged off at the undiscounted amount in the year in which the related service is rendered.

### (vi) Income tax:

Income tax is comprised of current and deferred tax. Income tax expense is recognised in the Statement of Profit and Loss, except to the extent it relates to items directly recognised in equity or in other comprehensive income.

**(a) Current tax:** Current Tax is the amount of tax payable on the estimated taxable income for the current year as per the provisions of applicable laws of different countries.

**(b) Deferred tax:** Deferred tax liabilities are generally recognised for all taxable temporary differences. Deferred tax assets are generally recognised for all deductible temporary differences, unabsorbed losses and unabsorbed depreciation to the extent, it is probable that taxable income will be available against which the same can be realised. Deferred tax assets are reviewed at the end of each subsequent reporting period.

The Company does not recognize deferred tax liability with respect to undistributed retained earnings of subsidiaries and associate and foreign currency translation difference, comprised in Other Comprehensive Income, recognised on

## Notes to the Consolidated Financial Statements

consolidation of foreign subsidiaries and associates as the Company controls the timing of distribution of profits and it is probable that the subsidiaries will not distribute the profits in the foreseeable future.

- (c) **Minimum Alternate Tax (MAT) Credit:** MAT credit is recognized when there is convincing evidence that the Company will pay normal income tax during the specified period. It is reviewed at the end of each subsequent reporting period.

### (vii) Financial Instruments:

A financial instrument is any contract that gives rise to a financial asset of one entity and a financial liability or equity instrument of another entity.

#### (a) Financial assets

Financial assets include cash and cash equivalents, trade and other receivables, investments in securities and other eligible current and non-current assets.

At initial recognition, all financial assets are measured at fair value. However, trade receivables that do not contain a significant financing component are measured at transaction price. The financial assets are subsequently classified under one of the following three categories according to the purpose for which they are held. The classification is reviewed at the end of each reporting period.

- Financial assets at amortised cost: At the date of initial recognition, are held to collect contractual cash flows of principal and interest on principal amount outstanding on specified dates. These financial assets are intended to be held until maturity. Therefore, they are subsequently measured at amortised cost by applying the Effective Interest Rate (EIR) method to the gross carrying amount of the financial asset. The EIR amortisation is included as interest income in the profit or loss on time proportionate basis. The losses arising from impairment are recognised in the profit or loss.
- Financial assets at fair value through other comprehensive income: At the date of initial recognition, are held to collect contractual

cash flows of principal and interest on principal amount outstanding on specified dates, as well as held for selling. Therefore, they are subsequently measured at each reporting date at fair value, with all fair value movements recognised in Other Comprehensive Income (OCI). Interest income calculated using the effective interest rate (EIR) method on time proportionate basis, impairment loss or gain and foreign exchange loss or gain are recognised in the Statement of Profit and Loss. On derecognition of the asset, cumulative gain or loss previously recognised in Other Comprehensive Income is reclassified from the OCI to Statement of Profit and Loss.

- Financial assets at fair value through profit or loss: At the date of initial recognition, financial assets are held for trading, designated financial assets to be valued through profit or loss or which are measured neither at Amortised Cost nor at Fair Value through OCI. Therefore, they are subsequently measured at each reporting date at fair value, with all fair value movements recognised in the Statement of Profit and Loss. Dividend income on equity shares is recognised when the right to receive payment is established, which becomes certain after shareholders' approval. Interest and Dividend Income as well as fair value changes are disclosed separately in the Statement of Profit & Loss.

Investment in Equity shares of associates are valued using Equity method as stated in clause 1.3(e).

The Company derecognises a financial asset when the contractual rights to the cash flows from the financial asset expires or it transfers the financial asset and the transfer qualifies for derecognition under Ind AS 109. Upon derecognition the difference between the carrying amount of a financial asset derecognised and the sum of the consideration received and receivable and the cumulative gain or loss that had been recognised in other comprehensive income and accumulated in equity is recognised in the Statement of Profit and Loss.



## Notes to the Consolidated Financial Statements

The company assesses impairment based on the expected credit losses (ECL) model to all its financial assets measured at amortised cost. ECL is the difference between all contractual cash flows that are due to the Company in accordance with the contract and all the cash flows that entity expects to receive (i.e. all cash shortfalls) discounted at original effective interest rate. Impairment loss allowance (or reversal) for the period is recognised in the Statement of Profit and Loss.

### (b) Financial liabilities

Financial liabilities include long-term and short-term loans and borrowings, trade and other payables and other eligible current and non-current liabilities.

All financial liabilities are recognised initially at fair value and, in the case of loans and borrowings and other payables, net of directly attributable transaction costs. After initial recognition, financial liabilities are classified under one of the following two categories:

- Financial liabilities at amortised cost: After initial recognition, such financial liabilities are subsequently measured at amortised cost by applying the Effective Interest Rate (EIR) method to the gross carrying amount of the financial liability. The EIR amortisation is included in finance expense in the Statement of Profit or Loss.
- Financial liabilities at fair value through profit or loss: which are designated as such on initial recognition, or which are held for trading. Fair value gains/ losses attributable to changes in own credit risk is recognised in OCI. These gains / losses are not subsequently transferred to Statement of Profit and Loss. All other changes in fair value of such liabilities are recognised in the Statement of Profit and Loss.

The Company derecognises a financial liability when the obligation specified in the contract is discharged, cancelled or expired. The difference between the carrying amount of a financial liability derecognised and the sum of consideration

paid and payable is recognised in Statement of Profit and Loss as other income or finance costs/ other expenses.

### (viii) Derivative financial instruments:

Derivative instruments such as forward currency contracts, interest rate swaps and option contracts are used to hedge foreign currency risks and interest rate risk. Such derivatives are initially recognised at their fair values on the date on which a derivative contract is entered into and are subsequently re-measured at fair value on each reporting date. Any gains or losses arising from changes in the fair value of derivatives are taken directly to Statement of Profit and Loss. Derivatives are carried as financial assets when the fair value is positive and as financial liabilities when the fair value is negative.

### (ix) Compulsorily Convertible Debentures – Compound Financial Instruments:

Compulsorily Convertible Debentures (CCDs) are treated as compound financial instruments and these are separated into liability and equity components based on the terms of the contract. At the inception of the CCDs, the following two elements are separated: (a) a liability component arising from the interest payments, if any; and (b) an equity component representing the delivery of fixed number of equity shares in future. On issuance of the CCDs, the fair value of the liability portion is determined using a market interest rate for an equivalent non-convertible debt. This amount is recorded as a liability on an amortised cost basis, till its conversion into equity or payment, whichever is earlier. The remainder of the proceeds is attributable to the equity portion of the compound instrument and is not subsequently remeasured. In addition, the component classified as equity shall remain in equity till its conversion. Transaction costs are apportioned between the liability and equity components of the CCDs based on the allocation of proceeds to the liability and equity components when the instruments are initially recognised.

### (x) Revenue:

Revenue is recognised upon transfer of control of promised goods or services to customers at transaction price (net of taxes and duties), arrived at by determining the consideration received or receivable after adjusting

## Notes to the Consolidated Financial Statements

returns, allowances, trade discounts, volume discounts etc. in exchange of goods or services.

For applying above principle, the Company adopts five step model, which are: a) Identify the contract(s) with customer(s); b) Identify the performance obligations under the contract(s); c) Determine the transaction price; d) Allocate the transaction price to the performance obligations in the contract(s); e) recognise revenue, when or as the entity satisfies a performance obligation.

Contract Liabilities are recognised when there is an entity's obligation to transfer goods or services to a customer for which, the entity has received consideration from the customer. Revenue in excess of invoicing are classified as contract assets.

### **Sale of Goods:**

Revenue from the sale of goods is recognised at the point in time, when control is transferred to the customer.

### **Interest Income:**

Interest income is recognized on time proportion basis using the effective interest method.

### **Dividend income:**

Dividend income is recognized when the right to receive payment is established, which becomes certain after shareholders' approval.

### **(xi) Grants:**

Grants and subsidies from the Government are recognised when there is reasonable assurance that the grant / subsidy will be received and all attaching conditions will be complied with. Revenue Grants are recognised in the Statement of Profit and Loss. Capital Grants relating to specific assets are recognised in the Balance Sheet by deducting the grant from carrying amount of the asset and depreciation is charged on reduced carrying value of asset.

Export incentives are recognised in the Statement of Profit and Loss.

### **(xii) Impairment:**

The carrying amounts of Property, plant and equipment, Intangible assets, Investment property and Investments are reviewed at each Balance Sheet date to assess impairment if any, based on internal / external factors. An asset is treated as impaired, when the carrying cost of asset exceeds its recoverable value, being higher of value in use and net selling price. An impairment loss is recognised as an expense in the Statement of Profit and Loss in the year in which an asset is identified as impaired. The impairment loss recognised in prior accounting period is reversed, if there has been an improvement in recoverable amount.



## Notes to the Consolidated Financial Statements

### Note - 2 Property, Plant and Equipment

₹ in Crores (10 Million)

Particulars	Gross Value				Depreciation / Amortisation					NET VALUE		
	As at 31.03.2023	Additions/ Adjustments <sup>^</sup>	Sales / Adjustments	Translation Adjustment <sup>@</sup>	As at 31.03.2024	Upto 31.03.2023	Additions	Sales/ Adjustments	Translation Adjustment <sup>@</sup>	Upto 31.03.2024	As at 31.03.2024	As at 31.03.2023
<b>Land:</b>												
- Freehold #	605.44	-	1.40	(16.47)	<b>620.51</b>	-	-	-	-	-	<b>620.51</b>	605.44
	(585.27)	-	(5.43)	(-25.60)	<b>(605.44)</b>	-	-	-	-	-	<b>(605.44)</b>	(585.27)
- Leasehold -Right of use <sup>5</sup>	10.96	-	-	-	<b>10.96</b>	2.76	0.12	-	-	<b>2.88</b>	<b>8.08</b>	8.20
	(10.96)	-	-	-	<b>(10.96)</b>	(2.64)	(0.12)	-	-	<b>(2.76)</b>	<b>(8.20)</b>	(8.32)
<b>Buildings:</b>												
- Owned*	1243.88	40.30	1.99	(16.94)	<b>1299.13</b>	392.17	25.05	0.37	(13.52)	<b>430.37</b>	<b>868.76</b>	851.71
	(1214.79)	(4.78)	(2.05)	(-26.36)	<b>(1243.88)</b>	(350.26)	(23.93)	(2.05)	(-20.03)	<b>(392.17)</b>	<b>(851.71)</b>	(864.53)
- On Lease-Right of Use <sup>5</sup>	111.29	23.60	6.60	-	<b>128.29</b>	48.23	20.25	5.99	-	<b>62.49</b>	<b>65.80</b>	63.06
	(76.68)	(39.73)	(5.23)	(-0.11)	<b>(111.29)</b>	(33.95)	(17.42)	(3.22)	(-0.08)	<b>(48.23)</b>	<b>(63.06)</b>	(42.73)
<b>Plant &amp; Equipments:</b>												
- Owned	8460.58	608.10	85.04	(85.97)	<b>9069.61</b>	3847.67	329.01	64.09	(70.43)	<b>4183.02</b>	<b>4886.59</b>	4612.91
	(8068.51)	(326.33)	(60.80)	(-126.54)	<b>(8460.58)</b>	(3459.31)	(309.97)	(26.13)	(-104.52)	<b>(3847.67)</b>	<b>(4612.91)</b>	(4609.20)
- On Lease-Right of Use <sup>5</sup>	132.94	65.57	2.98	-	<b>195.53</b>	108.05	28.98	2.98	-	<b>134.05</b>	<b>61.48</b>	24.89
	(133.32)	-	(0.38)	-	<b>(132.94)</b>	(80.63)	(27.42)	-	-	<b>(108.05)</b>	<b>(24.89)</b>	(52.69)
<b>Furniture and Fixtures</b>												
	36.93	0.78	0.55	(1.25)	<b>38.41</b>	27.09	1.67	0.50	(0.85)	<b>29.11</b>	<b>9.30</b>	9.84
	(33.84)	(2.05)	(0.86)	(-1.90)	<b>(36.93)</b>	(24.90)	(1.69)	(0.78)	(-1.28)	<b>(27.09)</b>	<b>(9.84)</b>	(8.94)
<b>Office Equipment</b>												
	47.63	3.66	0.37	(2.44)	<b>53.36</b>	36.75	2.84	0.34	(1.90)	<b>41.15</b>	<b>12.21</b>	10.88
	(40.20)	(4.90)	(1.03)	(-3.56)	<b>(47.63)</b>	(32.67)	(2.34)	(0.98)	(-2.72)	<b>(36.75)</b>	<b>(10.88)</b>	(7.53)
<b>Vehicles:</b>												
- Owned	45.31	14.84	7.11	(0.60)	<b>53.64</b>	23.43	4.97	4.76	(0.53)	<b>24.17</b>	<b>29.47</b>	21.88
	(40.46)	(8.64)	(4.91)	(-1.12)	<b>(45.31)</b>	(21.70)	(4.24)	(3.45)	(-0.94)	<b>(23.43)</b>	<b>(21.88)</b>	(18.76)
- On Lease-Right of Use <sup>5</sup>	-	-	-	-	-	-	-	-	-	-	-	-
	(0.54)	-	(0.58)	(-0.04)	-	(0.54)	-	(0.58)	(-0.04)	-	-	-
<b>TOTAL</b>	<b>10694.96</b>	<b>756.85</b>	<b>106.04</b>	<b>(123.67)</b>	<b>11469.44</b>	<b>4486.15</b>	<b>412.89</b>	<b>79.03</b>	<b>(87.23)</b>	<b>4907.24</b>	<b>6562.20</b>	<b>6208.81</b>
<b>Previous Year</b>	<b>(10204.57)</b>	<b>(386.43)</b>	<b>(81.27)</b>	<b>(-185.23)</b>	<b>(10694.96)</b>	<b>(4006.60)</b>	<b>(387.13)</b>	<b>(37.19)</b>	<b>(-129.61)</b>	<b>(4486.15)</b>	<b>(6208.81)</b>	<b>(6197.97)</b>

Figures in Brackets represent amounts pertaining to previous year.

In accordance with the option given under Ind AS, the Property, plant and equipment as on 01.04.2015 were recognised at the carrying value of previous GAAP as deemed cost.

<sup>^</sup> Unamortised forex reinstatement as on 31.03.2024: ₹90.98 crores (Previous Year: ₹97.00 crores).

<sup>@</sup> Represents translation adjustments arising on consolidation of foreign subsidiaries.

# As at 31<sup>st</sup> March 2024, title deed of 4.75 acres of land amounting to ₹2.32 crores (Previous year: ₹2.32 crores) is yet to be executed in favour of the subsidiary.

\* Buildings include 32 shares held in co-operative housing societies.

\$ Refer Note No. 39.

The Company has not revalued any Property, Plant & Equipment during the year.

For security against borrowings - refer Note No. 19.

## Notes to the Consolidated Financial Statements

### Note - 3 Investment Property

₹ in Crores (10 Million)

Particulars	Gross Value				Depreciation / Amortisation					NET VALUE		
	As at 31.03.2023	Additions/ Adjustments	Sales / Adjustments	Translation Adjustment	As at 31.03.2024	Upto 31.03.2023	Additions	Sales / Adjustments	Translation Adjustment	Upto 31.03.2024	As at 31.03.2024	As at 31.03.2023
<b>Buildings</b>	6.53	-	-	-	<b>6.53</b>	1.00	0.12	-	-	<b>1.12</b>	<b>5.41</b>	5.53
	(6.53)	-	-	-	<b>(6.53)</b>	(0.90)	(0.10)	-	-	<b>(1.00)</b>	<b>(5.53)</b>	(5.63)

Figures in Brackets represent amounts pertaining to previous year.

Rental Income: ₹ 0.24 crore (Previous Year: ₹ 0.26 crore). No material expenses were incurred for maintenance.

### Note - 4 Other Intangible Assets

₹ in Crores (10 Million)

Assets	Gross Value				Depreciation / Amortisation					NET VALUE		
	As at 31.03.2023	Additions/ Adjustments	Sales / Adjustments	Translation Adjustment <sup>@</sup>	As at 31.03.2024	Upto 31.03.2023	Additions	Sales / Adjustments	Translation Adjustment <sup>@</sup>	Upto 31.03.2024	As at 31.03.2024	As at 31.03.2023
Computer Software #	42.41	7.33	-	(1.32)	<b>51.06</b>	30.72	6.28	-	(1.06)	<b>38.06</b>	<b>13.00</b>	11.69
	(34.86)	(5.50)	-	(-2.05)	<b>(42.41)</b>	(24.76)	(4.91)	-	(-1.05)	<b>(30.72)</b>	<b>(11.69)</b>	(10.10)
Industrial Commercial Benefit *	332.52	-	-	(35.19)	<b>367.71</b>	91.44	17.46	-	(10.61)	<b>119.51</b>	<b>248.20</b>	241.08
	(277.80)	-	-	(-54.72)	<b>(332.52)</b>	(62.50)	(14.92)	-	(-14.02)	<b>(91.44)</b>	<b>(241.08)</b>	(215.30)
<b>TOTAL</b>	<b>374.93</b>	<b>7.33</b>	-	<b>(36.51)</b>	<b>418.77</b>	<b>122.16</b>	<b>23.74</b>	-	<b>(11.67)</b>	<b>157.57</b>	<b>261.20</b>	<b>252.77</b>
<b>Previous Year</b>	<b>(312.66)</b>	<b>(5.50)</b>	-	<b>(-56.77)</b>	<b>(374.93)</b>	<b>(87.26)</b>	<b>(19.83)</b>	-	<b>(-15.07)</b>	<b>(122.16)</b>	<b>(252.77)</b>	<b>(225.40)</b>

Figures in Brackets represent amounts pertaining to previous year.

@ Represents translation adjustments arising on consolidation of foreign subsidiaries.

# Being amortised over a period of 3 or 5 years.

\* Being amortised over a period of 20 years.

### Note - 5 Investments Accounted using Equity Method [Non-Current]

	As at 31.03.2024		As at 31.03.2023	
	Numbers	₹ in Crores (10 Million)	Numbers	₹ in Crores (10 Million)
<b>Associate Companies:</b>				
Dwarkesh Energy Ltd.				
- Equity Investment - At Cost (₹10 each)	3,50,000	0.35	3,50,000	0.35
- Share in Net Assets		(0.19)		0.05
Valiant Pacific LLC				
- Equity Investment - At Cost (AED 1000 each)	147	0.21	147	0.21
- Share in Net Assets		54.64		56.73
Western Tire Holdings, Inc*				
- Equity Investment - At Cost (USD 1 each): (₹26204; Previous year: ₹26204)	400		400	
- Share in Net Assets		0.26		2.14





## Notes to the Consolidated Financial Statements

	As at 31.03.2024		As at 31.03.2023	
	Numbers	₹ in Crores (10 Million)	Numbers	₹ in Crores (10 Million)
Treel Mobility Solutions Pvt. Ltd.**				
- Equity Investment - At Cost (₹ 10 each)	3,737	6.30	3,737	6.30
- Share in Net Assets		(1.40)		(0.96)
		<b>60.17</b>		<b>64.82</b>

\* Carrying amount of investment in associates includes ₹0.27 crores (Previous year: ₹0.27 crores) towards Goodwill.

\*\* Carrying amount of investment in associates includes ₹4.81 crores (Previous year: ₹4.81 crores) towards Goodwill.

### Note - 6 Other Investments

	As at 31.03.2024		As at 31.03.2023	
	Numbers	₹ in Crores (10 Million)	Numbers	₹ in Crores (10 Million)
<b>Equity Shares:</b>				
<b>Associate Companies (at Cost) :</b>				
Hari Shankar Singhania Elastomer & Tyre Research Institute (₹100 each) (₹2400; Previous year: ₹2400)	24		24	
<b>Others (at fair value through P&amp;L) :</b>				
HDFC Bank Ltd. (₹1 each)	10,000	1.45	10,000	1.61
Bengal & Assam Company Ltd. (₹10 each)*	11,641	9.95	11,641	4.26
J.K.I. Employees Co-operative Credit Society Ltd. (₹1000 each) (₹5000; Previous year: ₹5000)	5		5	
Vaayu Renewable Energy (Godavari) Pvt. Ltd. (₹10 each)	49,400	9.79	49,400	7.76
ReNew Wind Energy (AP) Pvt. Ltd. (₹10 each)	65,700	1.28	15,700	0.24
ReNew Wind Energy (Karnataka) Pvt. Ltd. (₹10 each)	42,000	0.05	42,000	0.05
Oriana Power Limited (₹ 10/-each)	24,30,000	2.43		-
<b>Preference Shares (at fair value through P&amp;L):</b>				
<b>Associate Company:</b>				
Dwarkesh Energy Ltd. (7% Optionally Convertible Cumulative Redeemable Preference Share) (₹100 each)	11,00,000	11.00	11,00,000	14.89
<b>Investment in Preference Shares (at amortised cost):</b>				
J.K. Fenner (India) Ltd. (1% [4% IRR] bearing Cumulative Redeemable Preference Shares) (₹100 each)	45,00,000	29.78	45,00,000	38.20
<b>Investment in Mutual Fund (at fair value through P&amp;L):</b>				
LIC Nomura Mutual Fund Growth Fund (₹10 each)	2,50,000	1.22	2,50,000	0.96
		<b>66.95</b>		<b>67.97</b>
Aggregate amount of quoted Investments/ market value thereof		12.62		6.83
Aggregate amount of unquoted Investments		51.90		61.14
Aggregate provision for impairment in value of Investments		-		-

\* Acquired shares of BAEL (Holding Company from 24<sup>th</sup> May, 2019 to 22<sup>nd</sup> December, 2023) before becoming its subsidiary.

## Notes to the Consolidated Financial Statements

### Note - 7 Other Financial Assets [Non-Current]

Particulars	₹ in Crores (10 Million)	
	As at 31.03.2024	As at 31.03.2023
Deferred Receivable	34.35	-
Security Deposits	59.49	53.46
Bank deposits*	0.94	15.66
	<b>94.78</b>	<b>69.12</b>

\*Represent fixed deposits having maturity more than 12 months as DSRA Nil, Deposit Repayment Reserve Account Nil, deposits with banks under lien towards margin money ₹0.93 crores and security deposit with Sales Tax department ₹0.01 crore (Previous Year: ₹9.78 crore, ₹3.50, ₹2.37 crore and ₹0.01 crore, respectively).

### Note - 8 Deferred Tax Asset (Net)

Particulars	₹ in Crores (10 Million)	
	As at 31.03.2024	As at 31.03.2023
<b>Deferred tax Asset are as under:</b>		
Deferred Tax Assets		
- Expenses / Provision Allowable	79.27	107.70
- Unabsorbed depreciation / Loss	0.22	266.73
Deferred Tax Liability related to Property, Plant & Equipment	3.42	(264.91)
	<b>82.91</b>	<b>109.52</b>

Certain foreign Subsidiaries have not recognised deferred tax asset (net) based upon prudence.

### Note - 9 Other Non-Current Assets

Particulars	₹ in Crores (10 Million)	
	As at 31.03.2024	As at 31.03.2023
Advances - Project related	29.42	52.88
Deferred Expenditure for financial instruments	3.88	5.91
Others	4.01	4.75
	<b>37.31</b>	<b>63.54</b>

### Note - 10 Inventories (Valued at lower of cost or net realisable value)

Particulars	₹ in Crores (10 Million)	
	As at 31.03.2024	As at 31.03.2023
Raw Materials*	804.37	667.32
Work-in-Progress	105.77	107.75
Finished Goods**	1126.33	1148.82
Stock-in-trade	104.12	118.83
Stores and Spares	141.00	127.81
	<b>2281.59</b>	<b>2170.53</b>

\* Includes raw materials in transit ₹230.54 crores (Previous year: ₹164.76 crores)

\*\* Includes finished goods in transit ₹30.08 crores (Previous year: ₹ 27.21 crores)

Provision for write down / (written back) of inventories - ₹3.03 crores (Previous year - (-) ₹ 0.34 crores)



## Notes to the Consolidated Financial Statements

### Note - 11 Investments [Current]

	As at 31.03.2024		As at 31.03.2023	
	No. of Shares	₹ in Crores	No. of Shares	₹ in Crores
Investment in Preference Shares (at amortised cost):	45,00,000	11.23	45,00,000	11.17
J.K. Fenner (India) Ltd. (1% [4% IRR] Cumulative Redeemable Preference Shares) (₹100 each)				
		<b>11.23</b>		<b>11.17</b>
Aggregate amount of quoted Investments/ market value thereof		-		-
Aggregate amount of unquoted Investments		11.23		11.17
Aggregate provision for impairment in value of Investments		-		-

### Note - 12 Trade Receivables [Current] (Unsecured)

Particulars	₹ in Crores (10 Million)	
	As at 31.03.2024	As at 31.03.2023
Considered Good <sup>§</sup>	2754.44	2283.22
Credit Impaired	59.74	35.99
Less: Allowance for Bad and Doubtful debts	(59.74)	(35.99)
	<b>2754.44</b>	<b>2283.22</b>

§ Refer Note no. 47 for Trade Receivable from related parties.

### Ageing of Trade Receivables as at 31.03.2024 and 31.03.2023:

Particulars	Not Due as on 31.03.2024	Outstanding as at 31.03.2024 for following periods from due date of payment					TOTAL
		Less than 6 months	6 months -1 year	1-2 years	2-3 years	More than 3 years	
<b>Undisputed Trade Receivable:</b>							
(i) considered good	1951.38	697.73	35.13	3.84	1.82	7.36	<b>2697.26</b>
(ii) credit impaired	-	-	0.36	0.13	0.09	7.76	<b>8.34</b>
<b>Disputed Trade Receivable:</b>							
(i) considered good	-	0.03	0.71	0.50	1.27	54.67	<b>57.18</b>
(ii) credit impaired	-	-	0.01	0.02	0.10	51.27	<b>51.40</b>
<b>TOTAL</b>	<b>1951.38</b>	<b>697.76</b>	<b>36.21</b>	<b>4.49</b>	<b>3.28</b>	<b>121.06</b>	<b>2814.18</b>

Particulars	Not Due as on 31.03.2023	Outstanding as at 31.03.2023 for following periods from due date of payment					TOTAL
		Less than 6 months	6 months - 1 year	1-2 years	2-3 years	More than 3 years	
<b>Undisputed Trade Receivable:</b>							
(i) considered good	1581.23	575.16	30.79	6.47	3.31	9.59	<b>2206.55</b>
(ii) credit impaired	-	-	0.25	0.29	0.32	8.16	<b>9.02</b>
<b>Disputed Trade Receivable:</b>							
(i) considered good	-	0.07	0.09	1.25	23.04	52.22	<b>76.67</b>
(ii) credit impaired	-	-	-	0.07	0.14	26.76	<b>26.97</b>
<b>TOTAL</b>	<b>1581.23</b>	<b>575.23</b>	<b>31.13</b>	<b>8.08</b>	<b>26.81</b>	<b>96.73</b>	<b>2319.21</b>

## Notes to the Consolidated Financial Statements

### Note - 13 Cash and Cash Equivalents

₹ in Crores (10 Million)

Particulars	As at 31.03.2024	As at 31.03.2023
Balances with Banks:		
- Current Accounts	127.07	142.80
- Deposit Accounts	0.16	0.15
Remittances in transit and Cheques on hand	43.99	30.11
Cash on hand	0.10	0.09
	<b>171.32</b>	<b>173.15</b>

### Note - 14 Other Bank Balances [Current]

₹ in Crores (10 Million)

Particulars	As at 31.03.2024	As at 31.03.2023
Unclaimed Dividend Accounts	1.37	1.61
Deposit Accounts*	596.82	91.04
	<b>598.19</b>	<b>92.65</b>

\* Include DSRA ₹64.82 crores, Deposit Repayment Reserve Account ₹12.50 crores, deposit of ₹ 490.00 crores out of QIP proceeds, pending utilisation, deposits with banks under lien towards margin money against bank guarantee ₹24.35 crores and against Letter of Credit ₹4.92 crores (Previous year: ₹59.17 crores, ₹9.20 crores, Nil, ₹18.71 crores and ₹3.62 crores, respectively).

### Note - 15 Other Financial Asset [Current]

₹ in Crores (10 Million)

Particulars	As at 31.03.2024	As at 31.03.2023
<i>Unsecured, Considered Good:</i>		
Interest Recoverable	17.11	6.93
Due from Related Parties (Refer Note No. 47)	1.43	1.29
Balance with Government Authorities	64.42	45.72
Deferred Receivable	26.69	78.09
Advances to Employees	13.33	13.08
Derivative Instruments measured at fair value	20.47	22.28
Others	3.90	4.55
	<b>147.35</b>	<b>171.94</b>

### Note - 16 Current Tax Assets (Net)

₹ in Crores (10 Million)

Particulars	As at 31.03.2024	As at 31.03.2023
Current Tax Assets (Net)	81.80	110.00
	<b>81.80</b>	<b>110.00</b>



## Notes to the Consolidated Financial Statements

### Note - 17 Other Current Assets

Particulars	₹ in Crores (10 Million)	
	As at 31.03.2024	As at 31.03.2023
Balances with Government Authorities	356.44	288.23
Prepaid Expenses	24.40	26.42
Advances to Related Parties (Refer Note No. 47)	23.24	26.46
Advances to Suppliers	53.84	35.28
Deferred Expenditure for financial instruments	1.35	1.79
Others	51.37	20.67
	<b>510.64</b>	<b>398.85</b>

### Note - 18 Equity Share Capital

#### a. Shareholding of Promoters:

Shares held by promoters at the end of 31.03.2024				
S. No.	Promoter Name*	No. of Shares	% of total shares	% Change during FY 2023-2024**
1	Bengal & Assam Company Ltd	13,00,03,250	49.86	(2.94)

\* In addition, as on 31<sup>st</sup> March 2024, there are 19 entities holding 85,21,805 Equity Shares (3.27%), who are constituents of the Promoter Group as per the SEBI (Issue of Capital and Disclosure Requirements) Regulations, 2018.

\*\*The change in % holding (from 52.80% to 49.86%) is owing to increase in the issued, subscribed and paid-up equity share capital of the Company pursuant to the QIP Issue.

Shares held by promoters at the end of 31.03.2023				
S. No.	Promoter Name*	No. of Shares	% of total shares	% Change during FY 2022-2023**
1	Bengal & Assam Company Ltd	13,00,03,250	52.80	-

\* In addition, as on 31<sup>st</sup> March 2023, there are 19 entities holding 85,21,805 Equity Shares (3.46%), who are constituents of the Promoter Group as per the SEBI (Issue of Capital and Disclosure Requirements) Regulations, 2018, including Shri Bharat Hari Singhania and Dr. Raghupati Singhania who now form part of Promoter Group.

### Note - 19 Borrowings [Non-Current]

	₹ in Crores (10 Million)			
	Non-current		Current*	
	As at 31.03.2024	As at 31.03.2023	As at 31.03.2024	As at 31.03.2023
<b>Secured Loans</b>				
Term Loans: **				
- Financial Institutions	428.61	487.25	112.95	129.01
- Banks	1657.07	1720.19	248.23	311.31
	<b>2085.68</b>	<b>2207.44</b>	<b>361.18</b>	<b>440.32</b>
<b>Unsecured Loans</b>				
Loan from Bank	50.31	77.34	-	-
Fixed Deposits	50.86	55.59	27.07	41.81
Liability component of Compulsorily convertible debentures ("CCD")	-	19.99	21.69	-
	<b>101.17</b>	<b>152.92</b>	<b>48.76</b>	<b>41.81</b>
	<b>2186.85</b>	<b>2360.36</b>	<b>409.94</b>	<b>482.13</b>

\* Amount payable during next 12 months is included under the head "Borrowings [Current]" (Note no. 23).

\*\* Net of ₹18.28 crores (As at 31.03.2023: ₹20.75 crores) for unamortised processing charges.

## Notes to the Consolidated Financial Statements

- (i) Rupee Term Loan of ₹262.20 crores and ₹26.97 crores from Banks and Foreign Currency Loan of ₹105.54 crores (including ₹24.54 crores due to forex reinstatement) from a Financial Institution aggregating to ₹394.71 crores, secured by a first pari passu charge on movable and immovable assets at a Company's Plant in Tamil Nadu, both present and future and also secured by way of hypothecation on the specified movable assets at Company's Plants in Madhya Pradesh and Karnataka are repayable in 38 quarterly instalments, 14 and 16 equal quarterly instalments respectively.
- (ii) Rupee Term Loan of ₹ 201.50 crores from a Bank, secured by a first pari passu charge on movable and immovable assets at a Company's Plant in Tamil Nadu, both present and future is repayable in 38 quarterly instalments.
- (iii) Rupee Term Loan of ₹ 96.13 crores from Banks and ₹ 47.33 crores from Financial Institution respectively aggregating to ₹143.46 crores, secured by a first pari passu charge created/to be created on movable and immovable assets at a Company's Plant in Madhya Pradesh, both present and future is repayable in 40 equal quarterly instalments commencing from June'2025.
- (iv) Foreign Currency Loan of ₹45.97 crores (including ₹10.09 crores due to forex reinstatement) from a Bank, secured by first pari passu charge on movable fixed assets at Company's Plants at Rajasthan and Karnataka, both present and future. Loan of Tranche – I, ₹7.86 crores and Tranche – II, ₹38.11 crores are repayable in 1 and 4 quarterly instalments respectively.
- (v) Rupee Term Loan of ₹ 71.25 crores from a Bank, secured by a first pari passu charge on movable fixed assets at a Company's Plant in Madhya Pradesh (excluding those specifically charged to other banks), both present and future is repayable in 18 equal quarterly instalments.
- (vi) Rupee Term Loan of ₹ 42.86 crores from a Bank, secured by a first pari passu charge on movable fixed assets at a Company's Plant in Karnataka (excluding those specifically charged to other banks), both present and future is repayable in 24 equal quarterly instalments.
- (vii) Above Term Loans carrying first pari passu charge on the movable and immovable assets, are subject to prior charge of banks on stocks and book debts for working capital borrowings.
- (viii) Rupee Term Loan of ₹ 18.29 crores from a Bank, secured by a first pari passu charge on movable fixed assets at a Company's Plant in Madhya Pradesh (excluding those specifically charged to other banks), both present and future is repayable in 8 equal quarterly instalments commencing from March'2025.
- (ix) Fixed Deposits of ₹27.07 crores, ₹30.42 crores and ₹20.44 crores (aggregating ₹77.93 crores) are due for repayment in 2024-25, 2025-26 and 2026-27 respectively.
- (x) The Company has issued and allotted 24,000 Compulsorily Convertible Debentures ("CCDs") during the previous year. On issuance of the CCDs, the fair value of the liability portion is determined using a market interest rate for an equivalent non-convertible debt, which is recorded as liability on amortised cost basis until its conversion into equity within 18 months from the date of allotment.
- (xi) Term Loans aggregating ₹ 1382.69 crores are secured with first pari passu charge on movable and immovable assets of its plants at Laksar, Uttarakhand, both present & future; pledge of 51% shareholding held by the Holding Company on pari passu basis; exclusive charge on Debt Service Reserve Account (DSRA); and second pari passu charge on all the current assets of CIL, both present & future.
- Foreign Currency Term Loan from a Financial Institution amounting to ₹389.58 crores (including forex reinstatement of ₹79.30 crores) is repayable in 18 equal quarterly instalments; Rupee Term Loans from Banks aggregating to ₹966.43 crores are repayable in 26 to 40 unequal quarterly instalments; Rupee term loan amounting to ₹26.68 crores from a bank is repayable in 38 equal quarterly instalments.
- (xii) Term Loans of ₹52.68 crores from banks are secured by subservient charge created on current assets and movable fixed assets of CIL, both present and future. Further, term loan is repayable in 2 & 5 bi-annual equal instalments.
- (xiv) Term Loan of ₹111.72 crores from a bank availed by certain foreign subsidiary companies are secured by first charge on all movable and immovable assets at plants in Mexico except assets of certain plants, both present and future on pari-passu basis; first charge on all current assets, both present and future on pari-passu basis.



## Notes to the Consolidated Financial Statements

### Note - 20 Other Financial Liabilities [Non-Current]

₹ in Crores (10 Million)

Particulars	As at 31.03.2024	As at 31.03.2023
Trade Deposits & Others	823.03	746.04
	<b>823.03</b>	<b>746.04</b>

### Note - 21 Provisions [Non-Current]

₹ in Crores (10 Million)

Particulars	As at 31.03.2024	As at 31.03.2023
Provision for Employee Benefits	118.10	99.57
	<b>118.10</b>	<b>99.57</b>

### Note - 22 Deferred Tax Liabilities (Net)

₹ in Crores (10 Million)

Particulars	As at 31.03.2024	As at 31.03.2023
Deferred Tax Liability are as under:		
Deferred Tax Liability related to Property, Plant and Equipment	943.05	635.17
Deferred Tax Assets:		
- Expenses / Provision Allowable	(129.70)	(81.62)
- Unabsorbed Depreciation / Loss	(232.35)	-
<b>Deferred Tax Liability - Net</b>	<b>581.00</b>	<b>553.55</b>
MAT Credit Entitlement	(4.19)	(122.97)
	<b>576.81</b>	<b>430.58</b>

Certain foreign Subsidiaries have not recognised deferred tax asset (net) based upon prudence.

### Note - 23 Borrowings [Current]

₹ in Crores (10 Million)

Particulars	As at 31.03.2024	As at 31.03.2023
<b>Secured Loans</b>		
Repayable on Demand from Banks*	1141.65	1037.82
Buyers' Credit*	203.94	195.40
Current maturities of long term borrowings	361.18	440.32
	<b>1706.77</b>	<b>1673.54</b>
<b>Unsecured Loans</b>		
Fixed Deposits	5.96	11.65
Loan from Banks	525.09	696.18
Current maturities of long term borrowings	48.76	41.81
	<b>579.81</b>	<b>749.64</b>
	<b>2286.58</b>	<b>2423.18</b>

\* Represent Working Capital borrowings of ₹1345.59 crores secured by hypothecation of stocks, book debts, etc. of the Company, both present and future with second charge created on movable and immovable assets of the Company's Plants in Rajasthan, Madhya Pradesh, Karnataka, Tamil Nadu and Uttrakhand.

## Notes to the Consolidated Financial Statements

### Note - 24 Trade Payables [Current]

Ageing of Trade Payables is as given hereunder:

₹ in Crores (10 Million)

Particulars	Not Due as on 31.03.2024	Outstanding as at 31.03.2024 for following periods from due date of payment				Total
		Less than 1 year	1-2 years	2-3 years	More than 3 years	
(i) MSME - Micro & Small	63.11	-	-	-	-	<b>63.11</b>
(ii) Others	1873.83	24.74	-	-	-	<b>1898.57</b>
(iii) Disputed dues - MSME - Micro & Small	-	-	-	-	-	-
(iv) Disputed dues - Others	-	-	1.29	0.20	0.37	<b>1.86</b>
Unbilled Dues						193.67
<b>Total</b>						<b>2157.21</b>

₹ in Crores (10 Million)

Particulars	Not Due as on 31.03.2023	Outstanding as at 31.03.2023 for following periods from due date of payment				Total
		Less than 1 year	1-2 years	2-3 years	More than 3 years	
(i) MSME - Micro & Small	48.19	-	-	-	-	<b>48.19</b>
(ii) Others	1526.91	64.72	-	-	-	<b>1591.63</b>
(iii) Disputed dues - MSME - Micro & Small	-	-	-	-	-	-
(iv) Disputed dues - Others	-	-	0.30	0.62	0.50	<b>1.42</b>
Unbilled Dues						178.39
<b>Total</b>						<b>1819.63</b>

### Note - 25 Other Financial Liabilities [Current]

₹ in Crores (10 Million)

Particulars	As at 31.03.2024	As at 31.03.2023
Interest Accrued but not due on Borrowings	20.88	25.86
Unclaimed Dividends <sup>#</sup>	1.37	1.61
Unclaimed / Uncollected Fixed Deposits and Interest Accrued thereon <sup>#</sup>	1.00	1.17
Liabilities for Expenses	573.89	422.49
Derivative Instruments measured at fair value	3.51	8.31
	<b>600.65</b>	<b>459.44</b>

<sup>#</sup> Investor Education & Protection Fund will be credited as and when due.





## Notes to the Consolidated Financial Statements

### Note - 26 Other Current Liabilities

₹ in Crores (10 Million)

Particulars	As at 31.03.2024	As at 31.03.2023
Government and Other Statutory Dues	394.18	347.56
Extended Producer Responsibility Compliance Obligation	90.64	-
Recoveries under Company Schemes	24.50	24.64
Contract Liabilities	26.90	28.17
Others	0.50	0.50
	<b>536.72</b>	<b>400.87</b>

### Note - 27 Provisions [Current]

₹ in Crores (10 Million)

Particulars	As at 31.03.2024	As at 31.03.2023
Provision for Employee Benefits	31.54	52.66
	<b>31.54</b>	<b>52.66</b>

### Note - 28 Current Tax Liabilities (Net)

₹ in Crores (10 Million)

Particulars	As at 31.03.2024	As at 31.03.2023
Current Tax Liabilities (Net)	34.90	61.54
	<b>34.90</b>	<b>61.54</b>

### Note - 29 Revenue from Operations

₹ in Crores (10 Million)

Particulars	2023-2024	2022-2023
Sale of:		
- Products	14789.22	14465.89
- Services	80.20	54.14
Other operating revenues:		
- Miscellaneous Income #	132.36	124.91
	<b>15001.78</b>	<b>14644.94</b>

# Includes Government Incentive of ₹81.18 crores (Previous Year: ₹59.46 crores)

Refer Note No. 46 for disclosure regarding Revenue recognised under contracts.

## Notes to the Consolidated Financial Statements

### Note - 30 Other Income

Particulars	₹ in Crores (10 Million)	
	2023-2024	2022-2023
Interest Income from Financial Assets valued at:		
- Amortised Cost	29.67	18.14
- Fair Value through Profit & Loss (FVTPL)	-	1.48
Other Interest Income	4.02	2.15
Dividend Income	0.41	0.48
Fair Value changes in Investments valued at FVTPL	3.01	3.09
Profit on Sale of Fixed Assets (Net)	-	6.31
Rent Income	2.16	2.06
Other Non-operating Income	5.08	2.81
	<b>44.35</b>	<b>36.52</b>

### Note - 31 Employee Benefits Expense

Particulars	₹ in Crores (10 Million)	
	2023-2024	2022-2023
Salaries and Wages	1091.11	909.14
Contribution to Provident and other Funds	125.76	107.95
Employees' Welfare and other Benefits	214.96	200.93
	<b>1431.83</b>	<b>1218.02</b>

### Note - 32 Finance Costs

Particulars	₹ in Crores (10 Million)	
	2023-2024	2022-2023
Interest on Borrowings & Others	432.80	438.02
Interest on Lease Liabilities	9.99	10.50
Other Borrowing Costs	4.14	5.98
	<b>446.93</b>	<b>454.50</b>

### Note - 33 Other Expenses

Particulars	₹ in Crores (10 Million)	
	2023-2024	2022-2023
Consumption of Stores and spares	194.80	169.87
Power and Fuel	586.30	575.52
Freight and Transportation	576.65	560.61
Advertisement and Sales Promotion	161.38	130.64
Conversion Charges	77.66	68.97
Tyre Servicing & Retreading Charges	34.76	31.69
Legal & Professional Charges	73.07	84.05
Repair & Maintenance Expenses	87.82	66.29
Insurance	41.31	30.57



## Notes to the Consolidated Financial Statements

Particulars	₹ in Crores (10 Million)	
	2023-2024	2022-2023
Lease Rent	19.69	20.68
Loss on Sale of Fixed Assets (Net)	13.24	-
Extended Producer Responsibility Expense	73.33	-
Allowance for Doubtful Debts / Advances	23.00	7.50
Corporate Social Responsibility Expenses	6.49	5.20
Miscellaneous Expenses	450.21	366.58
	<b>2419.71</b>	<b>2118.17</b>

### Note - 34

Estimated amount of contracts remaining to be executed on capital account ₹215.85 crores (Previous year: ₹565.81 crores).

### Note - 35

The Company imported certain equipment under Export Promotion Capital Goods (EPCG) Scheme at a concessional custom duty resulting in cumulative savings of ₹97.10 crores (Previous year: ₹32.89 crores), against which export obligation fulfilled till 31<sup>st</sup> March'2024 ₹20.41 crores (Previous year: ₹5.63 crores). Balance obligation yet to be fulfilled is ₹76.69 crores (Previous year: ₹27.26 crores).

### Note - 36

Contingent liabilities in respect of claims not accepted and not provided for ₹436.90 crores (Previous year: ₹454.32 crores), pertaining to matters in appeal for Excise & Customs duty ₹215.67 crores, Service Tax ₹0.58 crore, Sales Tax ₹0.12 crore, Income Tax ₹28.77 crores & others ₹191.76 crores (Previous year: ₹176.92 crores, ₹1.61 crore, ₹3.46 crores, ₹171.58 crores & ₹100.75 crores respectively).

### Note - 37

The Competition Commission of India ("CCI") on 2<sup>nd</sup> February 2022 had released an Order dated 31<sup>st</sup> August 2018 for alleged contravention of provisions of the Competition Act, 2002 against the Company, certain other Tyre manufacturers and Automotive Tyre Manufacturers Association. CCI had imposed a penalty of ₹ 309.95 crores on the Company. The Company had filed an Appeal before the Hon'ble National Company Law Appellate Tribunal against the said CCI Order. The NCLAT, through an order dated 1<sup>st</sup> December 2022, has disposed of the aforementioned appeal, after taking note of the multiple errors in the said CCI Order dated 31<sup>st</sup> August 2018, and remanded the matter back to the CCI, to re-examine the matter on merits and also to consider reviewing the penalty (if violation is established) in accordance with the provisions of the Competition Act. CCI has since filed an appeal before Hon'ble Supreme Court of India against NCLAT order dated 1<sup>st</sup> December 2022. Based on legal advice, the Company continues to believe that it has a strong case, and accordingly, no provision has been made in the accounts. The Company strongly reiterates that there has been no wrongdoing on the part of the Company and reassures all the stakeholders that the Company has never indulged in or was part of any cartel or undertook any anti-competitive practices.

### Note - 38

a) Ageing of Capital work in progress and Intangible asset under development as on 31.03.2024 & 31.03.2023 is as follows:

Category	Particulars	Amount in Capital Work-in-Progress for a period of				TOTAL
		Less than 1 year	1-2 years	2-3 years	More than 3 years	
Capital work in progress	<b>As at 31.03.2024</b>					
	• Projects in progress	349.43	16.40	-	-	<b>365.83</b>
	<b>As at 31.03.2023</b>					
	• Projects in progress	190.61	-	-	-	<b>190.61</b>

## Notes to the Consolidated Financial Statements

₹ in Crores (10 Million)

Category	Particulars	Amount in Capital Work-in-Progress for a period of				TOTAL
		Less than 1 year	1-2 years	2-3 years	More than 3 years	
Intangible asset under development	<b>As at 31.03.2024</b>					
	• Projects in progress	0.44	0.73	-	-	<b>1.17</b>
	<b>As at 31.03.2023</b>					
	• Projects in progress	3.48	0.88	-	-	<b>4.36</b>

No Project was temporarily suspended by the Company as at 31.03.2024 and 31.03.2023.

- b) There were no capital-work-in progress and intangible assets under development, whose completion was overdue or has exceeded its cost compared to its original plan.
- c) Capital work in progress includes following pre-operative expenses pending allocation:

₹ in Crores (10 Million)

Particulars	As at 31.03.2024	As at 31.03.2023
Employee Benefit Expenses	3.78	2.33
Finance Cost	8.05	-
Power & Fuel Consumption	0.79	0.29
Miscellaneous Expenditure	2.59	1.55
	<b>15.21</b>	<b>4.17</b>
Add: Expenditure upto previous year	2.23	0.69
	<b>17.44</b>	<b>4.86</b>
Less: Transferred to Property, Plant and Equipment	9.30	2.63
	<b>8.14</b>	<b>2.23</b>

### Note - 39

The Company has lease contracts for various assets, land, buildings and plant & equipment. These are recognised as Right of use assets and lease liabilities, in accordance with accounting policy of the Company.

- a) The movements in Right of use assets is shown in Note no. 2, Property, Plant & Equipment.
- b) The movement in lease liabilities (including in Other Financial Liabilities) during the year is as follows:

₹ in Crores (10 Million)

Particulars	2023-2024	2022-2023
As at beginning of the year	98.81	105.18
Additions	87.76	39.55
Accretion of Interest	9.99	10.50
Less: Payments	(59.79)	(53.74)
Less: Discount Received	(0.01)	(0.03)
Less: Leases Terminated	(0.71)	(2.69)
Add: Foreign Currency Translation Difference	-	0.04
<b>Balance at the end of the year</b>	<b>136.05</b>	<b>98.81</b>
Current	38.19	43.55
Non-current	97.86	55.26



## Notes to the Consolidated Financial Statements

c) The amounts recognised in profit and loss during the year:

Particulars	₹ in Crores (10 Million)	
	2023-2024	2022-2023
Depreciation expenses of right of use assets	49.35	44.96
Interest expense on Lease liabilities	9.99	10.50
Lease Rent recognised as expenses for short term leases	13.21	14.64
Lease Rent recognised as expenses for low value asset leases	6.48	6.04
	<b>79.03</b>	<b>76.14</b>

d) Cash outflows in regard to Lease contracts, as Lessee:

Particulars	₹ in Crores (10 Million)	
	2023-2024	2022-2023
<b>Operating activities</b>		
Short term / low value assets Lease payments	19.69	20.68
<b>Financing activities</b>		
Repayment of Principal portion of Lease Liabilities	49.81	43.27
Repayment of Interest portion of Lease Liabilities	9.99	10.50

e) The contractual maturities of lease liabilities as at year 31<sup>st</sup> March, 2024 and 31<sup>st</sup> March, 2023 on undiscounted basis are given below:

Particulars	₹ in Crores (10 Million)	
	As at 31.03.2024	As at 31.03.2023
Not later than one year	48.86	49.93
Later than one year and not later than five years	103.99	62.29
Later than five years	11.22	1.17

### Note - 40

Debts /Advances include ₹108.58 crores (Previous year: ₹103.64 crores) for which legal and other necessary action has been taken.

### Note - 41

In respect of certain disallowances and additions made by the Income Tax Authorities, appeals are pending before the Appellate Authorities and adjustment, if any, will be made after the same are finally determined.

### Note - 42 Expenditure on Research and Development (R&D) Activities during the year

Particulars	₹ in Crores (10 Million)	
	2023-2024	2022-2023
i) Revenue Expenditure*:		
1. Employee Cost	28.72	26.69
2. Cost of Materials and Testing Charges	73.33	53.04
3. Other R&D Expenses	26.08	27.14
<b>Subtotal (i)</b>	<b>128.13</b>	<b>106.87</b>
ii) Capital Expenditure	37.08	10.37
<b>Total (i+ii)</b>	<b>165.21</b>	<b>117.24</b>

\* Included in respective revenue accounts.

## Notes to the Consolidated Financial Statements

### Note - 43

- a) The Ministry of Environment, Forest and Climate Change vide Notification dated 21<sup>st</sup> July 2022, notified Regulations on Extended Producer Responsibility (EPR) for waste tyre. Under the said Regulations, the Company is required to meet specified waste recycling targets (levy) from the financial year ended March 31, 2023 onwards. The obligations are to be fulfilled by purchasing certificates from the recyclers who are registered with the Central Pollution Control Board. The Calculation of the levy is based on the domestic revenue, generated in FY 20-21 (used for computing obligation in FY 22-23) and in FY 21-22 (used for computing obligation in FY 23-24). Consequently, the Company is required to recognize a liability with respect to the levy as at the end of the current financial year. Due to lack of necessary mechanism / infrastructure for the fulfilment of aforesaid obligation in the earlier year, the Company has recognized the provision for the financial year ended March 31, 2023, amounting to ₹ 32.30 crores in the year ended March 31, 2024 (which has been disclosed as an exceptional item). The provision taken for FY 23-24 is ₹ 73.33 crores (which has been disclosed as part of other expenses).
- b) Exceptional items also include net favourable foreign exchange fluctuation ₹10.11 crores (Previous year: unfavourable ₹59.18 crores) and expenditure on VRS for the employees ₹5.16 crores (Previous Year: ₹2.34 crores).

### Note - 44 Earnings Per Share (EPS)

#### A. Basic EPS:

Particulars	₹ in Crores (10 Million)	
	2023-2024	2022-2023
a. Profit for the year attributable to equity shareholders	786.23	262.48
b. Weighted average number of Equity Shares allotted and to be allotted on CCDs	26,34,87,046	24,66,68,022
c. Earnings per share of ₹2 each		
- Basic (₹)	29.84	10.64

#### B. Diluted EPS:

Particulars	₹ in Crores (10 Million)	
	2023-2024	2022-2023
a. Profit for the year attributable to equity shareholders	786.23	262.48
b. Add: Interest expense on CCD (net of taxes)	1.10	0.03
c. Adjusted Profit after tax attributable to Equity Shareholders	<b>741.73</b>	<b>262.51</b>
d. Weighted average number of Equity Shares for Basic EPS	26,34,87,046	24,66,68,022
Add: Weighted average number of potential shares of Interest on CCDs	12,48,346	41,042
Weighted average number of Equity Shares for Diluted EPS	26,47,35,392	24,67,09,064
e. Earnings per share of ₹2 each		
- Diluted (₹)	29.74	10.64



## Notes to the Consolidated Financial Statements

### Note - 45

The disclosures required under Ind AS 19 "Employee Benefits" notified in the Companies (Indian Accounting Standards) Rules, 2015 are as given below:

#### (a) Defined Benefit Plan for Indian operations:

##### (i)

₹ in Crores (10 Million)				
Particulars	Leave Encashment		Gratuity	
	(Non-Funded)		(Funded)	
	2023-2024	2022-2023	2023-2024	2022-2023
<b>I Change in the Present Value of Obligation</b>				
1) Present Value of Defined Benefit Obligation at the beginning of the year	47.15	43.94	179.80	167.46
2) Current Service Cost	13.07	11.71	12.98	10.96
3) Past Service Cost	-	0.17	-	-
4) Interest Cost	3.21	2.90	12.23	10.93
5) Remeasurement (or actuarial) (gain) / loss arising from:				
- change in financial assumptions	1.08	(0.96)	3.84	(3.06)
- experience variance (i.e. actual experience vs assumptions)	0.58	0.76	0.54	15.16
6) Benefit Paid	(13.21)	(11.37)	(20.87)	(21.65)
7) Present Value of Obligation as at the end	<b>51.88</b>	<b>47.15</b>	<b>188.52</b>	<b>179.80</b>
<b>II Change in the Fair Value of Plan Assets</b>				
1) Fair value of Plan Assets at the beginning of the year	-	-	160.37	164.98
2) Investment Income	-	-	11.44	11.05
3) Employer's Contribution	-	-	17.15	9.92
4) Benefits Paid	-	-	(20.87)	(21.65)
5) Return on Plan Assets, excluding amount recognised in net Interest Expense	-	-	4.74	(3.93)
6) Fair value of Plan Assets as at the end	-	-	<b>172.83</b>	<b>160.37</b>
<b>III Expenses recognised in the Statement of Profit &amp; Loss Account *</b>				
1) Current Service Cost	13.07	11.71	12.98	10.96
2) Past Service Cost	-	0.17	-	-
3) Net Interest (Income) / Cost on the Net Defined Benefit Liability (Asset)	3.21	2.90	0.79	(0.12)
4) Expenses recognised in the Income Statement	<b>16.28</b>	<b>14.78</b>	<b>13.77</b>	<b>10.84</b>
<b>IV Other Comprehensive Income</b>				
1) Actuarial (Gains) / Losses				
- change in financial assumptions	1.08	(0.96)	3.84	(3.06)
- experience variance (i.e. actual experience vs assumptions)	0.58	0.76	0.54	15.16
2) Return on Plan Assets, excluding amount recognised in net Interest Expense	-	-	(4.74)	3.93
3) Components of Defined Benefit Costs recognised in Other Comprehensive Income	<b>1.66</b>	<b>(0.20)</b>	<b>(0.36)</b>	<b>16.03</b>

## Notes to the Consolidated Financial Statements

₹ in Crores (10 Million)

Particulars	Leave Encashment		Gratuity	
	(Non-Funded)		(Funded)	
	2023-2024	2022-2023	2023-2024	2022-2023
<b>V Actuarial Assumptions:</b>				
1) Discount Rate	7.00%	7.30% - 7.20%	7.00%	7.30%-7.20%
2) Expected rate of return on Plan Assets	-	-	7.00%	7.30%-7.20%
3) Mortality	Indian Assured Lives Mortality (2006-08) Ultimate			
4) Salary Escalation	5.00% - 5.50%	5.00% - 5.50%	5.00% - 5.50%	5.00% - 5.50%

\* Included under the head Employee Benefits Expense – Refer Note No. 31.

### (ii)

₹ in Crores (10 Million)

Particulars	Leave Encashment					Gratuity				
	2023-24	2022-23	2021-22	2020-21	2019-20	2023-24	2022-23	2021-22	2020-21	2019-20
Present Value of Defined Benefit Obligation	51.88	47.15	43.94	41.73	43.10	188.52	179.80	167.46	168.54	162.42
Fair Value of Plan Assets	-	-	-	-	-	172.83	160.37	164.98	161.74	156.68
<b>Surplus / (Deficit)</b>	<b>(51.96)</b>	<b>(47.15)</b>	<b>(43.94)</b>	<b>(41.73)</b>	<b>(43.10)</b>	<b>(15.69)</b>	<b>(19.43)</b>	<b>(2.48)</b>	<b>(6.80)</b>	<b>(5.74)</b>
Experience adjustment on Plan Liabilities (Gain) / Loss	0.58	0.76	8.54	7.55	6.99	0.54	15.16	12.22	(0.04)	2.06
Experience adjustment on Plan Assets (Gain) / Loss	-	-	-	-	-	(4.74)	3.93	(1.25)	(5.93)	2.82

### (iii) Sensitivity analysis

Reasonably possible changes at the year end, to one of the relevant actuarial assumptions, holding other assumptions constant, would have affected the defined benefit obligation as the amounts shown below:-

₹ in Crores (10 Million)

Particulars	Leave Encashment				Gratuity			
	31st March 2024		31st March 2023		31st March 2024		31st March 2023	
	Decrease	Increase	Decrease	Increase	Decrease	Increase	Decrease	Increase
Discount Rate (- / + 1%)	57.17	47.41	51.93	43.09	206.53	173.14	196.23	165.74
Salary Growth Rate (- / + 1%)	47.30	57.20	42.99	51.97	173.35	205.82	165.84	195.73
Attrition Rate (- / + 1%)	51.25	52.59	46.48	47.88	186.50	190.93	177.71	182.35
Mortality Rate (- / + 10% of mortality rates)	51.86	51.91	47.12	47.17	188.43	188.11	179.72	179.90

- (iv) The expected return on plan assets is determined considering several applicable factors mainly the composition of the plan assets held, assessed risks of assets management, historical results of return on plan assets and the policy for plan assets management.
- (v) The estimates of future salary increase, considered in actuarial valuation, take account of inflation, seniority, promotion and other relevant factors, such as supply and demand in the employment market.
- (vi) Employer's Contribution to PF (trust) during the 12 months ended 31<sup>st</sup> March, 2024 of ₹11.50 crores (Previous year: ₹12.13 crores) has been included under the head Employee Benefits Expense. (Refer Note No. 31)





## Notes to the Consolidated Financial Statements

### (vii) Maturity Profile of Defined Benefit Obligation:

Particulars	₹ in Crores (10 Million)			
	Leave Encashment		Gratuity	
	2023-2024	2022-2023	2023-2024	2022-2023
Within next 1 Year	5.79	5.25	13.11	14.89
Between 2 - 5 Years	17.55	16.98	74.86	74.99
Between 6 - 10 Years	23.63	23.40	92.50	92.29
More than 10 Years	79.71	128.53	270.97	251.22

### b) Defined Benefit Plan for Foreign operation:

Particulars	₹ in Crores (10 Million)	
	Gratuity (Non-Funded)	
	2023-2024	2022-2023
<b>I Change in the Present Value of Obligation</b>		
1) Present Value of Defined Benefit Obligation at the beginning of the year	38.93	47.95
2) Current Service Cost	7.41	4.96
3) Past Service Cost	-	(1.21)
4) Interest Expense or Cost	3.94	2.67
5) Remeasurement (or actuarial) (gain) / loss arising from:		
- change in financial assumptions	(0.30)	2.24
- experience variance (i.e. actual experience vs assumptions)	9.78	(21.59)
6) Benefit Paid	(11.73)	(3.64)
7) Foreign Currency Translation Difference	4.61	7.55
8) Present Value of Obligation as at the end	<b>52.64</b>	<b>38.93</b>
<b>II Expenses recognised in the Statement of Profit &amp; Loss Account *</b>		
1) Current Service Cost	7.41	4.96
2) Past Service Cost	-	(1.21)
3) Net Interest (Income) / Cost on the Net Defined Benefit Liability (Asset)	3.94	2.67
4) Expenses recognised in the Income Statement	<b>11.35</b>	<b>6.42</b>
<b>III Other Comprehensive Income</b>		
1) Actuarial (Gains) / Losses		
- change in financial assumptions	(0.30)	2.24
- experience variance (i.e. actual experience vs assumptions)	9.78	(21.59)
2) Components of Defined Benefit Costs recognised in Other Comprehensive Income	<b>9.48</b>	<b>(19.35)</b>
<b>IV Actuarial Assumptions:</b>		
1) Discount Rate	10.30%	7.60%
2) Expected rate of return on Plan Assets	-	-
3) Mortality	Mexican Experience 2000	
4) Salary Escalation	5.80%	5.80%

\* Included under the head Employee Benefits Expense – Refer Note No. 31.

## Notes to the Consolidated Financial Statements

### Note - 46 Revenue Recognised under Contracts

a) The disaggregation of revenue earned under contracts as per Ind AS-115 is as follows:

	₹ in Crores (10 Million)	
<b>Particulars</b>	<b>2023-2024</b>	<b>2022-2023</b>
<b>Category-wise:</b>		
<i>Revenue recognised at the point of time:</i>		
Tyres, Tubes & Flaps	14649.72	14317.94
Other goods	139.50	147.95
<i>Revenue recognised over the period of time:</i>		
Services	80.20	54.14
	<b>14869.42</b>	<b>14520.03</b>
<b>Geography-wise:</b>		
Within India	11037.84	10460.39
Outside India	3831.58	4059.64
	<b>14869.42</b>	<b>14520.03</b>

b) Revenue-related receivables and contract liabilities at the year end:

	₹ in Crores (10 Million)	
<b>Particulars</b>	<b>As at 31.03.2024</b>	<b>As at 31.03.2023</b>
Trade receivables (refer Note No. 12)	2754.44	2283.22
Contract liabilities (refer Note No. 26)	26.90	28.17

c) Reconciling the amount of revenue recognised during the year in the statement of profit and loss with the contracted price:

	₹ in Crores (10 Million)	
<b>Particulars</b>	<b>2023-2024</b>	<b>2022-23</b>
Revenue as per contracted price	15752.68	15176.05
Reductions towards variable consideration components*	(883.26)	(656.02)
<b>Revenue from contracts with customers</b>	<b>14869.42</b>	<b>14520.03</b>

\* The reduction towards variable consideration comprises of discounts, claims against obligations, etc.

d) Impairment in Trade Receivables are disclosed as 'Allowance for Bad and Doubtful debts' amounting ₹59.74 crores (Previous year: ₹35.99 crores).



## Notes to the Consolidated Financial Statements

### Note - 47 Related Parties

#### a) Holding Company:

Bengal & Assam Company Ltd. (BACL-H) [upto 22<sup>nd</sup> Dec, 2023]

#### b) Fellow Subsidiaries [upto 22<sup>nd</sup> Dec, 2023] (with which, the Company has transactions):

JK Agri Genetics Ltd. (JKAGL)

J.K. Fenner (India) Ltd. (JKFIL)

#### c) Associates (with which, the Company has transactions):

Hari Shankar Singhania Elastomer and Tyre Research Institute (HASETRI)

Valiant Pacific LLC. (VPL – Associate of JKAPPL)

Western Tire Holdings, Inc. (WTHI –Associate of CHT)

Western Tires, Inc. (WTI –Subs. of WTHI - Associate of CHT)

Treel Mobility Solutions Pvt. Ltd. (TREEL)

JK Lakshmi Cement Ltd (JKLCL - Associate of BACL-H)\*

JK Paper Ltd. (JKPL - Associate of BACL-H)\*

\*upto 22<sup>nd</sup> Dec, 2023

#### d) Key Management Personnel (KMP) (with which, the Company has transactions):

(i)	Dr. Raghupati Singhania	Chairman & Managing Director
(ii)	Shri Bharat Hari Singhania	Non-Executive Non-Independent Director
(iii)	Shri Anshuman Singhania	Managing Director
(iv)	Shri Arun Kumar Bajoria	Director & President – International Operations
(v)	Smt. Sunanda Singhania	Non-Executive Non- Independent Director
(vi)	Shri Arvind Singh Mewar	Independent Director (tenure completed on 24 <sup>th</sup> Sept. 2022)
(vii)	Shri Bakul Jain	Independent Director(tenure completed on 24 <sup>th</sup> Sept. 2023)
(viii)	Shri Shreekant Somany	Independent Director
(ix)	Shri Vimal Bhandari	Independent Director
(x)	Shri Kalpataru Tripathy	Independent Director
(xi)	Dr. Wolfgang Holzbach	Independent Director(tenure completed on 24 <sup>th</sup> Sept. 2023)
(xii)	Smt. Meera Shankar	Independent Director
(xiii)	Shri Subhrakant Panda	Independent Director (w.e.f 2 <sup>nd</sup> Nov. 2022)
(xiv)	Dr. Jorg Nohl	Independent Director (w.e.f 21 <sup>st</sup> Nov. 2023)
(xv)	Shri Sanjeev Aggarwal	Chief Financial Officer
(xvi)	Shri Pawan Kumar Rustagi	Vice President (Legal) & Co. Secretary
(xvii)	Shri Kamal Kumar Manik	Joint Company Secretary (w.e.f 6 <sup>th</sup> Feb. 2024)
(xviii)	Shri Ashok Kumar Kinra	Non-Executive Director of BACL-H (upto 22 <sup>nd</sup> Dec, 2023)

## Notes to the Consolidated Financial Statements

### e) Post-Employment Benefit Plan Entities:

JK Tyre & Industries Ltd. Employees Provident Fund Optional Scheme, Kolkata (JKEPFK)

JK Tyre & Industries Ltd. Officers Superannuation Fund, Kolkata (JKOSFK)

JK Tyre & Industries Ltd. Employees Gratuity Fund, Kolkata (JKEGFK)

JK Tyre & Industries Ltd. Employees Provident Fund Trust, Mysuru (JKEPFV)

JK Tyre & Industries Ltd. Officer's Superannuation Fund Trust, Mysuru (JKOSFV)

JK Tyre & Industries Ltd. Employees Gratuity Fund Trust, Mysuru (JKEGFV)

CIL Employees Gratuity Fund, Kolkata (CILEGF)

### f) Other Related Party (with which, the Company has transactions):

Niyojit Properties Pvt. Ltd. (NPPL – controlled by KMP of BACL-H) [upto 22<sup>nd</sup> Dec, 2023]

Bengal & Assam Company Ltd. (BACL) – Investor having significant influence<sup>^</sup>

JK Agri Genetics Ltd. [JKAGL(O)] - Subsidiary of BACL <sup>^</sup>

J.K. Fenner (India) Ltd. [JKFIL(O)] - Subsidiary of BACL <sup>^</sup>

<sup>^</sup> w.e.f 23<sup>rd</sup> Dec, 2023

### (I) The following transactions were carried out with related parties in the ordinary course of business and on arm's length basis:

Nature of Transactions	₹ in Crores (10 Million)				
	Holding Company	Fellow Subsidiaries	Associates	Other Related Parties	TOTAL
<b>Sale of Tyres to VPL- 390.14, WTI- 230.72, WTHI-0.45</b>			621.31		<b>621.31</b>
Sale of Tyres to VPL- 345.03, WTI- 218.96, WTHI-3.57, JKLC			(567.63)		<b>(567.63)</b>
<b>Sale of Goods to TREEL- (₹41882)</b>					
Sale of Goods to TREEL			(0.26)		<b>(0.26)</b>
<b>Purchase of Goods from JKFIL-0.02, VPL-63.13, TREEL-10.38, JKLC-0.14, JKFIL(O)-0.03</b>		0.02	73.65	0.03	<b>73.70</b>
Purchase of Goods from JKFIL-0.13, VPL-148.81, TREEL-6.90, JKLC		(0.13)	(155.92)		<b>(156.05)</b>
<b>Sharing of Expenses received from BACL-H-0.02, JKFIL-0.65, JKAGL-0.09, HASETRI-4.76, JKPL-0.81, JKLC-0.74, JKFIL(O)-0.34, JKAGL(O)-0.03, BACL-0.01</b>	0.02	0.74	6.31	0.38	<b>7.45</b>
Sharing of Expenses received from BACL-H, JKFIL-0.78, JKAGL, HASETRI-4.52, JKPL-0.80, JKLC	(0.02)	(0.88)	(6.06)		<b>(6.96)</b>
<b>Sharing of Expenses paid to BACL-H-0.76, JKLC-0.27, VPL-0.10, JKPL-0.03, TREEL-0.01, NPPL-0.64, BACL-0.25</b>	0.76		0.45	0.89	<b>2.00</b>
Sharing of Expenses paid to BACL-H, JKFIL, JKLC-0.59, JKPL-0.63, TREEL, NPPL	(0.99)	(0.06)	(1.23)	(0.83)	<b>(3.11)</b>
<b>Services Availed – JKFIL-11.29, HASETRI-41.84, VPL- 0.21, TREEL-0.08, JKFIL(O)-3.90</b>		11.29	42.13	3.90	<b>57.32</b>
Services Availed - JKFIL, HASETRI-28.46, VPL- 0.22, JKLC		(15.77)	(28.70)		<b>(44.47)</b>
<b>Interest from JKFIL-1.13, JKFIL(O)-0.27</b>		1.13		0.27	<b>1.40</b>
Interest from JKFIL		(2.19)			<b>(2.19)</b>
<b>Dividend from JKFIL(O)</b>				0.37	<b>0.37</b>
Dividend from JKFIL		(0.45)			<b>(0.45)</b>



## Notes to the Consolidated Financial Statements

₹ in Crores (10 Million)

Nature of Transactions	Holding Company	Fellow Subsidiaries	Associates	Other Related Parties	TOTAL
<b>Contribution to HASETRI</b>			19.80		<b>19.80</b>
Contribution to HASETRI			(21.00)		<b>(21.00)</b>
<b>Contribution to Trusts- JKEPFK- 7.61, JKOSFK- 0.30, JKEGFK- 5.20, JKEPFV – 23.09, JKOSFV- 0.17, JKEGFV-3.54, CILEGF-4.67</b>				44.58	<b>44.58</b>
Contribution to Trusts- JKEPFK- 7.80, JKOSFK- 0.31, JKEGFK- 12.78, JKEPFV – 25.23, JKOSFV- 0.20, JKEGFV-9.98, CILEGF				(60.42)	<b>(60.42)</b>
<b>Outstanding as at year end:</b>					
<b>Due from WTHI – 1.43</b>			1.43		<b>1.43</b>
Due from WTHI – 0.77			(1.29)		<b>(1.29)</b>
<b>Advances to HASETRI – 15.72, TREEL – 7.51</b>			23.23		<b>23.23</b>
Advances to HASETRI – 19.41, TREEL – 7.05			(26.46)		<b>(26.46)</b>
<b>Trade Receivables:</b>					
<b>- VPL – 274.77, WTI – 101.89</b>			376.66		<b>376.66</b>
- VPL – 228.44, WTI – 46.33, WTHI – 1.01			(275.78)		<b>(275.78)</b>
<b>Other Receivables:</b>					
<b>- BACL-0.84, JKFIL(O)-10.47, JKEGFK-0.35, JKEGFV-0.24, JKEPFK-0.94</b>				12.84	<b>12.84</b>
- BACL-H – 0.84, JKFIL-17.90, HASETRI-0.01, NPPL-0.72	(0.84)	(17.90)	(0.01)	(0.72)	<b>(19.47)</b>
<b>Other Payables:</b>					
<b>- VPL – 9.02, CILEGF – 16.28, JKFIL(O)-0.02, JKOSFV-0.01</b>			9.02	16.31	<b>25.33</b>
- VPL – 5.48, CILEGF – 15.20, JKEGFK-4.01, JKEGFV-0.22, JKOSFV-0.01			(5.48)	(19.44)	<b>(24.92)</b>

Figures in brackets represent amounts pertaining to previous year.

### (II)

₹ in Crores (10 Million)

Remuneration paid to Key Managerial Personnel	2023-2024	2022-2023
Short-term Employee Benefits	91.35	38.16
Post-employment Benefits*	0.41	0.42
Other Payments	8.40	7.21

\*Excludes gratuity and leave encashment, as the same is considered on actuarial valuation basis for the Company as a whole.

## Note - 48 Operating Segments

### a. Basis for segmentation

An operating segment is component of the Company that engages in the business activities from which it may earn revenues and incur expenses and for which discrete financial information is available. All operating segments' results are reviewed by the Company's chief operating decision maker to make decisions about resources to be allocated to the segment and assess their performance.

The Company has reportable segments based on geographical location (India, Mexico and Others), which are the Group's strategic business units. These business units are engaged in developing, manufacturing, marketing and distribution of automotive Tyre, Tubes, Flaps, etc. For each of the business units, the Company's chief operating decision maker reviews internal management reports at least on quarterly basis.

## Notes to the Consolidated Financial Statements

### b. Information about reportable segment

Inter segment pricing is determined on an arm's length basis. Information regarding the results of each reportable segment is included below:

Particulars	₹ in Crores (10 Million)							
	India		Mexico		Others		Total	
	2023-24	2022-23	2023-24	2022-23	2023-24	2022-23	2023-24	2022-23
<b>1. Revenue</b>								
Total Sales	12924.09	12375.95	2626.66	2672.69	0.75	0.72	15551.50	15049.36
Inter Segment Sales	(548.97)	(403.70)	-	-	(0.75)	(0.72)	(549.72)	(404.42)
External Revenue from Operation	12375.12	11972.25	2626.66	2672.69	-	-	15001.78	14644.94
Other Income	43.02	35.77	1.33	0.74	-	0.01	44.35	36.52
<b>Total Revenue</b>	<b>12418.14</b>	<b>12008.02</b>	<b>2627.99</b>	<b>2673.43</b>	<b>-</b>	<b>0.01</b>	<b>15046.13</b>	<b>14681.46</b>
<b>2. Result</b>								
Segment Result (PBIT) before Exceptional Items	1543.11	767.49	143.09	160.80	(1.00)	(1.02)	1685.20	927.27
Less: Finance Costs	412.28	426.96	34.63	27.53	0.02	0.01	446.93	454.50
<b>Profit/ (Loss) before Exceptional Items</b>	<b>1130.83</b>	<b>340.53</b>	<b>108.46</b>	<b>133.27</b>	<b>(1.02)</b>	<b>(1.03)</b>	<b>1238.27</b>	<b>472.77</b>
Exceptional Items	(38.00)	(68.15)	10.63	6.59	0.02	0.04	(27.35)	(61.52)
<b>Profit/ (Loss) before Tax</b>	<b>1092.83</b>	<b>272.38</b>	<b>119.09</b>	<b>139.86</b>	<b>(1.00)</b>	<b>(0.99)</b>	<b>1210.92</b>	<b>411.25</b>
Less: Income Taxes	344.39	85.77	55.04	60.61	0.01	0.13	399.44	146.51
<b>Profit/ (Loss) after Tax</b>	<b>748.44</b>	<b>186.61</b>	<b>64.05</b>	<b>79.25</b>	<b>(1.01)</b>	<b>(1.12)</b>	<b>811.48</b>	<b>264.74</b>
Share of Profit in Associates	(0.66)	(0.79)	(1.95)	2.23	(2.93)	(3.13)	(5.54)	(1.69)
Less: Non-controlling Interest	19.71	0.57	-	-	-	-	19.71	0.57
<b>Net Profit</b>	<b>728.07</b>	<b>185.25</b>	<b>62.10</b>	<b>81.48</b>	<b>(3.94)</b>	<b>(4.25)</b>	<b>786.23</b>	<b>262.48</b>
<b>3. Other Information</b>								
Segment Assets	12261.95	10668.24	1774.75	1719.65	57.79	60.67	14094.49	12448.56
Segment Assets include:								
- Investments accounted for using Equity Method	5.06	5.74	0.26	2.14	54.85	56.94	60.17	64.82
Capital Expenditure	781.19	405.15	71.39	35.78	-	0.01	852.58	440.94
Depreciation & Amortisation	367.01	352.18	69.04	54.20	0.70	0.68	436.75	407.06
Segment Liabilities	8327.48	7882.60	1160.20	2672.69	0.76	1.10	9488.44	8952.68

### c. Major Customer:

Revenue from no customer of the group, which has more than 10 percent of the Company's total revenue in any Business Unit (Previous Year: ₹1108.43 crores – one customer, Unit - India).

### Note - 49 Dividends

The following dividends were declared and paid by the company during the year:

Particulars	₹ in Crores (10 Million)	
	2023-2024	2022-2023
For the year ended March 31, 2023 - 100% i.e. ₹ 2.00 per equity share (31 <sup>st</sup> March, 2022 - 75% i.e. ₹ 1.50)	49.25	36.93
For the year March 31, 2024 - Interim Dividend of 50% i.e. ₹ 1.00 per equity share	26.07	-
<b>TOTAL</b>	<b>75.32</b>	<b>36.93</b>



## Notes to the Consolidated Financial Statements

The following dividends were proposed by the board of directors in their meeting subject to approval of shareholders at the Annual General Meeting and are not recognised as a liability:

Particulars	₹ in Crores (10 Million)	
	2023-2024	2022-2023
For the year ended March 31, 2024 – 175% i.e. ₹3.50 per equity share (31 <sup>st</sup> March, 2023 – 100% i.e. ₹2.00)	91.25	49.25

### Note - 50 Income Tax

#### (A) Amounts recognised in Statement of Profit and Loss

Particulars	₹ in Crores (10 Million)	
	2023-2024	2022-2023
Current Tax	339.06	159.82
Deferred Tax		
- Relating to Origination and Reversal of Temporary Differences	60.38	(13.31)
<b>Total Deferred Tax</b>	<b>60.38</b>	<b>(13.31)</b>
<b>Income Tax Expense Reported in the Statement of Profit or Loss</b>	<b>399.44</b>	<b>146.51</b>

#### (B) Income Tax recognised in Other Comprehensive Income

Particulars	₹ in Crores (10 Million)	
	2023-2024	2022-2023
Deferred tax on Re-measurement Losses on Defined Benefit Plans	(3.20)	0.27

#### (C) Income Tax recognised in Other Equity

Particulars	₹ in Crores (10 Million)	
	2023-2024	2022-2023
Deferred tax on Compulsory Convertible Debentures	-	(7.20)

#### (D) Reconciliation of Effective Tax Rate

Particulars	₹ in Crores (10 Million)	
	2023-2024	2022-2023
Accounting Profit Before Income Tax	1210.92	411.25
At applicable Statutory Income Tax Rate @ 34.944%	423.14	143.71
Differential Tax Rates of Subsidiaries	(39.13)	(18.82)
Others	15.43	21.62
<b>Income Tax Expense</b>	<b>399.44</b>	<b>146.51</b>
<b>Effective Tax Rate</b>	<b>32.99%</b>	<b>35.63%</b>

#### (E) Reconciliation of Deferred Tax Liabilities (Net)

Particulars	₹ in Crores (10 Million)	
	As at 31.03.2024	As at 31.03.2023
<b>Opening Balance</b>	<b>321.06</b>	<b>318.20</b>
Deferred Tax Expense recognised in:		
Statement of Profit or Loss	60.38	(13.31)

## Notes to the Consolidated Financial Statements

₹ in Crores (10 Million)

Particulars	As at 31.03.2024	As at 31.03.2023
Other Comprehensive Income	(3.20)	0.27
Other Equity	-	(7.20)
Foreign Currency Translation Difference	(3.12)	(2.73)
<b>Deferred Tax Liabilities/(Assets)</b>	<b>375.12</b>	<b>295.23</b>
MAT Credit Utilisation	118.78	25.83
<b>Deferred Tax Liabilities (Net)</b>	<b>493.90</b>	<b>321.06</b>

### Note - 51 Fair Values

Set out below, is a comparison by class of the carrying amounts and fair value of the financial instruments of the Company:

₹ in Crores (10 Million)

Particulars	As at 31.03.2024		As at 31.03.2023	
	Carrying Amount	Fair Value	Carrying Amount	Fair Value
<b>(i) Financial Assets</b>				
<b>(a) At Fair Value through Profit and Loss</b>				
- Investments	37.17	37.17	29.77	29.77
- Others	20.47	20.47	22.28	22.28
<b>(b) At Amortised Cost</b>				
- Investments	41.01	41.01	49.37	49.37
- Trade Receivables	2754.44	2754.44	2283.22	2283.22
- Others	991.17	991.17	484.58	484.58
<b>Total</b>	<b>3844.26</b>	<b>3844.26</b>	<b>2869.22</b>	<b>2869.22</b>
<b>(ii) Financial Liabilities</b>				
<b>(a) At Fair Value through Profit and Loss</b>				
- Derivative Instruments	3.51	3.51	8.31	8.31
<b>(b) At Amortised Cost</b>				
- Borrowings	4473.43	4473.43	4783.54	4783.54
- Trade Payables	2157.21	2157.21	1819.63	1819.63
- Others	1556.22	1556.22	1295.98	1295.98
<b>Total</b>	<b>8190.37</b>	<b>8190.37</b>	<b>7907.46</b>	<b>7907.46</b>

The following methods and assumptions were used to estimate the fair values:

- Cash and short-term deposits, trade receivables, trade payables, and other current financial assets and liabilities approximate their carrying amounts largely due to the short-term maturities of these instruments.
- Other non-current receivables are evaluated by the Company, based on parameters such as interest rates, individual creditworthiness of the counterparty etc. Based on this evaluation, allowances are taken to account for the expected losses of these receivables. As at end of each reporting year, the carrying amounts of such receivables, net of allowances (if any), are not materially different from their calculated fair values.
- Fair value of Investments in quoted mutual funds and equity shares are based on quoted market price at the reporting date. The fair value of unquoted Investments in preference shares are estimated by discounting future cash flows using rates currently available for debt on similar terms, credit risk and remaining maturities. The fair value of unquoted Investments in equity shares are estimated on net assets basis.





## Notes to the Consolidated Financial Statements

4. Fair value of borrowings from banks and other non-current financial liabilities, are estimated by discounting future cash flows using rates currently available for debt on similar terms and remaining maturities.
5. The fair values of derivatives are calculated using the RBI reference rate as on the reporting date as well as other variable parameters.

### Fair Value Hierarchy

All financial assets and liabilities for which fair value is measured in the financial statements are categorised within the fair value hierarchy, described as follows:

Level 1 - Quoted prices in active markets.

Level 2 - Inputs other than quoted prices included within Level 1 that are observable, either directly or indirectly.

Level 3 - Inputs that are not based on observable market data.

The following table presents the fair value measurement hierarchy of financial assets and liabilities, which have been measured subsequent to initial recognition at fair value as at 31<sup>st</sup> March, 2024 and 31<sup>st</sup> March 2023:

	₹ in Crores (10 Million)		
Particulars	Level 1	Level 2	Level 3
<b>31st March, 2024</b>			
<b>Financial Assets</b>			
- Quoted Equity Shares	11.40	-	-
- Unquoted Equity Shares	-	-	13.55
- Unquoted Preference Shares	-	-	11.00
- Mutual Funds	1.22	-	-
- Option Contracts	-	20.47	-
<b>Financial Liabilities</b>			
- Forward Contract	-	0.64	-
- Currency Swaps	-	2.87	-
<b>31st March, 2023</b>			
<b>Financial Assets</b>			
- Quoted Equity Shares	5.87	-	-
- Unquoted Equity Shares	-	-	8.05
- Unquoted Preference Shares	-	-	14.89
- Mutual Funds	0.96	-	-
- Option Contracts	-	22.28	-
<b>Financial Liabilities</b>			
- Forward Contract	-	4.63	-
- Currency Swaps	-	3.68	-

There has been no transfer among levels 1, 2 and 3 during the year ended 31<sup>st</sup> March, 2024.

## Notes to the Consolidated Financial Statements

### Note - 52

The fair value of Investment property as per registered valuer report as at 31<sup>st</sup> March, 2024 is ₹13.75 crores (as at 31<sup>st</sup> March, 2023: ₹13.75 crores) after considering the rental income from current leases and other assumptions that market participants would use when pricing investment property under current market conditions.

### Note 53 - Financial Risk Management Objectives and Policies

The Company activities are exposed to a variety of financial risks from its operations. The key financial risks include market risk (including foreign currency risk, interest rate risk and commodity price risk), credit risk and liquidity risk.

- **Market Risk:** Market risk is the risk that the fair value of future cash flows of a financial instrument will fluctuate because of changes in market prices. Market risk comprises mainly three types of risk: interest rate risk, currency risk and other price risk such as commodity price risk.
  - » **Foreign Currency Risk:** Foreign Currency risk is the risk that the fair value or future cash flows of an exposure will fluctuate because of changes in foreign exchange rates. The Company has obtained foreign currency borrowings and has foreign currency trade payables and receivables and is therefore, exposed to foreign exchange risk.

After taking cognisance the natural hedge, the Company takes appropriate hedges to mitigate its risk resulting from fluctuations in foreign currency exchange rate(s).

Foreign Currency Sensitivity: The following table demonstrates the sensitivity to a reasonably possible change in USD with all other variables held constant. The impact on the Company's profit before tax due to changes in the foreign exchange rate is as follows:

Particulars	₹ in Crores (10 Million)	
	As at 31.03.2024	As at 31.03.2023
Change in USD	+ ₹ 1.00	+ ₹ 1.00
Effect on Profit before Tax	(7.63)	(11.03)
Change in USD	- ₹ 1.00	- ₹ 1.00
Effect on Profit before Tax	7.63	11.03

Forward Contracts for hedging Receivables: ₹41.67 crores - US \$ 5.00 Million (Previous year: ₹379.08 crores - US \$ 46.11 Million) and for hedging Payables: ₹624.76 crores - US \$ 74.88 Million (Previous year: ₹712.84 crores - US \$ 86.70 Million) are outstanding as at 31.03.2024. Option Contracts for hedging Payables ₹ 346.28 crs. - US \$ 41.53 Million (Previous year: ₹ 426.85 crs. - US \$ 51.92 Million). Currency Swap for Long-term rupee loans: ₹74.77 crores - US \$ 8.97 Million & ₹43.64 crores - EUR 4.84 Million (Previous year: ₹90.11 crores - US \$ 10.96 Million & ₹50.57 crores - EUR 5.64 Million).

Foreign currency exposure unhedged net payable is ₹636.40 crores – US \$76.28 Million (Previous year: ₹907.07 crores – US \$110.34 Million) as at 31.03.2024.

- » **Interest Rate Risk:** Interest rate risk is the risk that the fair value of future cash flows of a financial instrument will fluctuate because of changes in market interest rates. Any changes in the interest rates environment may impact future rates of borrowing. The Company mitigates this risk by regularly assessing the market scenario, finding appropriate financial instruments, interest rate negotiations with the lenders for ensuring the cost-effective method of financing.



## Notes to the Consolidated Financial Statements

Interest Rate Sensitivity: The following table demonstrates the sensitivity to a reasonable possible change in interest rates on financial assets affected. With all other variables held constant, the Company's profit before tax is affected through the impact on finance cost with respect to our borrowing, as follows:

Particulars	₹ in Crores (10 Million)	
	As at 31.03.2024	As at 31.03.2023
Change in Basis Points	+ 25	+ 25
Effect on Profit before Tax	(11.18)	(11.96)
Change in Basis Points	- 25	- 25
Effect on Profit before Tax	11.18	11.96

The assumed movement in basis points for the interest rate sensitivity analysis is based on the currently observable market environment.

- » **Commodity Price Risk:** The Company is affected by the price volatility of certain commodities. Its operating activities require the purchase of raw material and manufacturing of tyres and therefore require a continuous supply of certain raw materials such as natural rubber, synthetic rubber, carbon black, fabric, bead wire rubber chemicals etc. To mitigate the commodity price risk, the Company has an approved supplier base to get best competitive prices for the commodities and to assess the market to manage the cost without any compromise on quality.
- **Credit Risk:** Credit risk is the risk that counterparty might not honor its obligations under a financial instrument or customer contract, leading to a financial loss. The Company is exposed to credit risk from its operating activities (primarily trade receivables).
- » **Trade Receivables:** Customer credit risk is managed based on the Company's established policy, procedures and controls. The Company assesses the credit quality of the counterparties taking into account their financial position, past experience and other factors.

Credit risk is reduced by receiving deposits, pre-payments and export letter of credit to the extent possible. The Company has a well- defined sales policy to minimize its risk of credit defaults. Outstanding customer receivables are regularly monitored and assessed. Impairment analysis is performed based on historical data at each reporting date on an individual basis. However, a large number of minor receivables are grouped into homogenous groups and assessed for impairment collectively.

Credit Risk Exposure: The allowance for expected credit loss on customer balances for the year ended March 31, 2024 and March 31, 2023:

Particulars	₹ in Crores (10 Million)	
	As at 31.03.2024	As at 31.03.2023
Balance at the beginning	35.99	30.63
Add: Provision created during the Year	23.00	7.50
Less: Utilised during the year	-	(3.55)
Foreign Currency Translation Difference	0.75	1.41
<b>Balance at the End</b>	<b>59.74</b>	<b>35.99</b>

- » **Deposits with Bank:** The deposits with banks constitute mostly the liquid investment of the Company and are generally not exposed to credit risk.
- **Liquidity Risk:** Liquidity risk is the risk where the Company will encounter difficulty in meeting the obligations associated with its financial liabilities that are settled by delivering cash or another financial asset. The Company's approach is to ensure, as far as possible, that it will have sufficient liquidity to meet its liabilities when due.

## Notes to the Consolidated Financial Statements

The table below summarises maturity profile of the Company's financial liabilities based on contractual payments:

Particulars	₹ in Crores (10 Million)	
	Upto 5 years	> 5 years
<b>As at 31<sup>st</sup> March 2024</b>		
Borrowings *	3686.46	786.97
Trade and Other Payables	2157.21	-
Lease Liabilities	127.98	8.07
Other Financial Liabilities	600.65	823.03
<b>Total</b>	<b>6572.30</b>	<b>1618.07</b>

Particulars	₹ in Crores (10 Million)	
	Upto 5 years	> 5 years
<b>As at 31<sup>st</sup> March 2023</b>		
Borrowings *	3886.76	896.78
Trade and Other Payables	1819.63	-
Lease Liabilities	94.38	4.43
Other Financial Liabilities	459.44	746.04
<b>Total</b>	<b>6260.21</b>	<b>1647.25</b>

\* Including working capital facility from consortium banks renewed every year.

### Note - 54 Capital Management

The Company's policy is to maintain an adequate capital base so as to maintain creditor and market confidence and to sustain future development. Capital includes issued capital, share premium and all other equity reserves attributable to equity holders. In order to strengthen the capital base, the Company may use appropriate means to enhance or reduce capital, as the case may be.

The Company monitors capital using a gearing ratio, which is net debt divided by total capital plus net debt. Net Debt is calculated as borrowings less cash and cash equivalents.

Particulars	₹ in Crores (10 Million)	
	As at 31.03.2024	As at 31.03.2023
Borrowings	4473.43	4783.54
Less: Cash and Cash equivalents	171.32	173.15
<b>Net debt</b>	<b>4302.11</b>	<b>4610.39</b>
Equity Share Capital	52.14	49.25
Other Equity	4434.57	3346.91
<b>Total Capital</b>	<b>4486.71</b>	<b>3396.16</b>
<b>Capital and Net Debt</b>	<b>8788.82</b>	<b>8006.55</b>
<b>Gearing Ratio</b>	<b>48.95%</b>	<b>57.58%</b>



## Notes to the Consolidated Financial Statements

### Note - 55 Material Non-controlling Interest in Subsidiary

Summarised financial information of Cavendish Industries Limited, which has material non-controlling interest:

₹ in Crores (10 Million)		
Particulars	As at 31.03.2024	As at 31.03.2023
<b>Assets</b>		
Non-current Assets	2656.91	2627.00
Current Assets	1284.30	1200.55
<b>Liabilities</b>		
Non-current Liabilities	1440.45	1517.42
Current Liabilities	1545.12	1509.36
<b>Equity</b>	955.64	800.77
Percentage of Ownership held by Non-controlling Interest	12.52%	12.52%
<b>Accumulated Non-controlling interest</b>	<b>119.34</b>	<b>99.72</b>
Particulars	2023-2024	2022-2023
Revenue	3664.70	3869.15
Net Profit/(Loss)	155.59	9.04
Other Comprehensive Income	(0.72)	(0.05)
Total Comprehensive Income	154.87	8.99
<b>Total Comprehensive Income allocated to Non-controlling Interests</b>	<b>19.62</b>	<b>0.56</b>
Particulars	2023-2024	2022-2023
Net Cash Inflow/(Outflow) from Operating Activities	469.72	402.17
Net Cash Inflow/(Outflow) from Investing Activities	(143.49)	(101.23)
Net Cash Inflow/(Outflow) from Financing Activities	(316.01)	(281.74)
Net Cash Inflow/(Outflow)	10.22	19.20

### Note - 56 Interest in Associates

The summarised aggregate financial information of individually immaterial associates as follows:

₹ in Crores (10 Million)		
Particulars	As at 31.03.2024	As at 31.03.2023
Carrying Amount of Interests in Associates	71.17	79.71
Share in Profit / (Loss)	(5.54)	(1.69)
Share in Total Comprehensive Income	(5.56)	(1.70)

## Notes to the Consolidated Financial Statements

### Note - 57 Consolidated Net Assets And Share In Consolidated Profit & Loss

FY 2023-24

₹ in Crores (10 Million)

Sl. No.	Name of the entity	Net Assets, (i.e., total assets minus total liabilities)		Share in profit or loss		Share in other comprehensive income		Share in total comprehensive income	
		As % of consolidated net assets	Amount	As % of consolidated profit or loss	Amount	As % of consolidated other comprehensive income	Amount	As % of consolidated total comprehensive income	Amount
1	2	3	4	5	6	7	8	9	10
<b>A</b>	<b>Parent</b>								
	JK Tyre & Industries Limited	60.55%	2717.73	75.11%	590.57	-0.59%	(0.22)	71.61%	590.35
<b>B</b>	<b>Subsidiaries</b>								
<b>(a)</b>	<b>Indian</b>								
1	3DInnovations Pvt. Ltd.	0.02%	0.71	0.00%	0.01	-	-	0.00%	0.01
2	Cavendish Industries Limited	27.13%	1217.62	20.08%	157.86	-1.88%	(0.72)	19.06%	157.14
<b>(b)</b>	<b>Foreign</b>								
1	J. K. International Ltd.	0.00%	0.01	-	-	-	-	-	-
2	J. K. Asia Pacific Ltd.	0.05%	2.15	-0.09%	(0.72)	0.03%	0.01	-0.09%	(0.71)
3	J. K. Asia Pacific (S) Pte. Ltd.	0.01%	0.42	0.00%	0.02	-	-	0.00%	0.02
4	Lankros Holdings Ltd.	0.00%	(0.15)	-0.01%	(0.05)	0.03%	0.01	0.00%	(0.04)
5	Sarvi Holdings Switzerland AG.	0.00%	(0.04)	-0.03%	(0.26)	-0.05%	(0.02)	-0.03%	(0.28)
6	JK Tornel SA de CV & its Subsidiaries	13.70%	614.29	8.15%	64.05	101.14%	38.67	12.45%	102.72
6.1	JK Tornel S.A. de C.V. (JKTSA)	0.10%	4.51	-1.33%	(10.46)	-0.42%	(0.16)	-1.29%	(10.62)
6.2	Comercializadora América Universal, S.A. de C.V.*	0.01%	0.57	0.04%	0.28	-	-	0.03%	0.28
6.3	Compañía Hulera Tacuba, S.A. de C.V.*	1.31%	58.84	1.41%	11.11	-	-	1.35%	11.11
6.4	Compañía Hulera Tornel, S.A. de C.V.*	10.28%	460.71	4.03%	31.66	103.21%	39.46	8.63%	71.12
6.5	Compañía Inmobiliaria Norida, S.A. de C.V.*	1.87%	83.57	1.55%	12.22	-	-	1.48%	12.22
6.6	General de Inmuebles Industriales, S.A. de C.V.*	0.12%	5.48	0.88%	6.95	-	-	0.84%	6.95
6.7	Gintor Administración, S.A. de C.V.*	-0.10%	(4.39)	1.27%	9.97	-1.65%	(0.63)	1.13%	9.34
6.8	Hules y Procesos Tornel, S.A. de C.V.*	0.11%	5.00	0.30%	2.32	-	-	0.28%	2.32
	Less: Non-controlling Interest @	-2.66%	(119.34)	-2.51%	(19.71)	0.24%	0.09	-2.38%	(19.62)
<b>C</b>	<b>Associates (Investment as per the equity method)</b>								
	<b>Indian</b>								
1	Hari Shankar Singhanian Elastomer & Tyre Research Institute \$	-	-	-	-	-	-	-	-
2	Dwarkesh Energy Limited	0.00%	(0.19)	-0.03%	(0.24)	-	-	-0.03%	(0.24)
3	Treel Mobility Solutions Pvt. Ltd.	-0.03%	(1.40)	-0.05%	(0.42)	-0.05%	(0.02)	-0.05%	(0.44)
	<b>Foreign</b>								
1	Valiant Pacific LLC	1.22%	54.64	-0.37%	(2.93)	2.20%	0.84	-0.25%	(2.09)
2	Western Tire Holdings, Inc.	0.01%	0.26	-0.25%	(1.95)	-1.07%	(0.41)	-0.29%	(2.36)
	<b>TOTAL</b>	<b>100.00%</b>	<b>4486.71</b>	<b>100.00%</b>	<b>786.23</b>	<b>100.00%</b>	<b>38.23</b>	<b>100.00%</b>	<b>824.46</b>



## Notes to the Consolidated Financial Statements

### FY 2022-23

₹ in Crores (10 Million)

Sl. No.	Name of the entity	Net Assets, (i.e., total assets minus total liabilities)		Share in profit or loss		Share in other comprehensive income		Share in total comprehensive income	
		As % of consolidated net assets	Amount	As % of consolidated profit or loss	Amount	As % of consolidated other comprehensive income	Amount	As % of consolidated total comprehensive income	Amount
1	2	3	4	5	6	7	8	9	10
<b>A</b>	<b>Parent</b>								
	JK Tyre & Industries Limited	51.56%	1750.69	68.41%	179.55	-11.47%	(10.25)	48.10%	169.30
<b>B</b>	<b>Subsidiaries</b>								
<b>(a)</b>	<b>Indian</b>								
1	3DInnovations Pvt. Ltd.	0.02%	0.70	0.01%	0.02	-	-	0.01%	0.02
2	Cavendish Industries Limited	30.49%	1035.16	2.68%	7.04	-0.06%	(0.05)	1.99%	6.99
<b>(b)</b>	<b>Foreign</b>								
1	J. K. International Ltd.	0.00%	0.01	0.00%	0.01	-0.01%	(0.01)	-	-
2	J. K. Asia Pacific Ltd.	0.08%	2.79	-0.32%	(0.85)	0.12%	0.11	-0.21%	(0.74)
3	J. K. Asia Pacific (S) Pte. Ltd.	0.01%	0.43	0.03%	0.09	0.06%	0.05	0.04%	0.14
4	Lankros Holdings Ltd.	-0.01%	(0.18)	-0.03%	(0.07)	0.08%	0.07	0.00%	-
5	Sarvi Holdings Switzerland AG.	-0.01%	(0.21)	-0.11%	(0.30)	-0.08%	(0.07)	-0.11%	(0.37)
6	JK Tornel SA de CV & its Subsidiaries	19.10%	648.53	30.19%	79.25	106.43%	95.15	49.56%	174.40
6.1	JK Tornel S.A. de C.V. (JKTSA)	-6.46%	(219.38)	-12.15%	(31.88)	1.09%	0.97	-8.78%	(30.91)
6.2	Comercializadora América Universal, S.A. de C.V.*	-	-	0.40%	1.06	-	-	0.30%	1.06
6.3	Compañía Hulera Tacuba, S.A. de C.V.*	1.62%	55.04	3.75%	9.83	-	-	2.79%	9.83
6.4	Compañía Hulera Tornel, S.A. de C.V.*	21.27%	722.00	20.30%	53.28	103.34%	92.39	41.39%	145.67
6.5	Compañía Inmobiliaria Norida, S.A. de C.V.*	2.28%	77.42	10.01%	26.28	-	-	7.47%	26.28
6.6	General de Inmuebles Industriales, S.A. de C.V.*	0.17%	5.94	2.88%	7.55	-	-	2.15%	7.55
6.7	Gintor Administración, S.A. de C.V.*	0.08%	2.65	4.05%	10.63	2.00%	1.79	3.53%	12.42
6.8	Hules y Procesos Tornel, S.A. de C.V.*	0.14%	4.86	0.95%	2.50	-	-	0.71%	2.50
	Less: Non-controlling Interest @	-2.94%	(99.72)	-0.22%	(0.57)	0.01%	0.01	-0.16%	(0.56)
<b>C</b>	<b>Associates (Investment as per the equity method)</b>								
	<b>Indian</b>								
1	Hari Shankar Singhania Elastomer & Tyre Research Institute §	-	-	-	-	-	-	-	-
2	Dwarkesh Energy Limited	0.00%	0.05	0.01%	0.02	-	-	0.01%	0.02
3	Treel Mobility Solutions Pvt. Ltd.	-0.03%	(0.96)	-0.31%	(0.81)	-0.01%	(0.01)	-0.23%	(0.82)
	<b>Foreign</b>								
1	Valiant Pacific LLC	1.67%	56.73	-1.19	(3.13)	5.34%	4.77	0.47%	1.64
2	Western Tire Holdings, Inc.	0.06%	2.14	0.85%	2.23	-0.41%	(0.37)	0.53%	1.86
	<b>TOTAL</b>	<b>100.00%</b>	<b>3396.16</b>	<b>100.00%</b>	<b>262.48</b>	<b>100.00%</b>	<b>89.40</b>	<b>100.00%</b>	<b>351.88</b>

\* Subsidiaries of JKTSA

@ Insignificant and immaterial Non-controlling Interest is not considered.

§ Approved Scientific and Research Institute, which cannot be consolidated as the equity of the said Institute is not available for distribution to its members.

## Notes to the Consolidated Financial Statements

### Note - 58

Figures less than ₹50000 have been shown at actual in bracket.

### Note - 59

Figures pertaining to Subsidiary Companies have been reclassified wherever necessary to bring them in line with the Parent Company's Financial Statements.

### Note - 60

Previous year figures have been reclassified / regrouped, wherever necessary.

As per our report of even date

		Dr. Raghupati Singhania (DIN: 00036129)	<i>Chairman &amp; Managing Director</i>
		Anshuman Singhania (DIN: 02356566)	<i>Managing Director</i>
For S S KOTHARI MEHTA & CO. LLP			
<i>Chartered Accountants</i>			
Firm Registration No. - 000756N / N500441	Sanjeev Aggarwal	Bharat Hari Singhania (DIN: 00041156)	} <i>Directors</i>
	<i>Chief Financial Officer</i>	Smt. Sunanda Singhania (DIN: 02356376)	
		Shreekant Somany (DIN: 00021423)	
		Kalpataru Tripathy (DIN: 00865794)	
		Smt. Meera Shankar (DIN: 06374957)	
		Dr. Jorg Nohl (DIN: 10392379)	
VIJAY KUMAR		Subhrakant Panda (DIN: 00171845)	
<i>Partner</i>		Arun K. Bajoria (DIN: 00026540)	
Membership No. - 092671	P. K. Rustagi		
New Delhi, the 21 <sup>st</sup> May, 2024	<i>Company Secretary</i>		





## Consolidated Cash Flow Statement

for the year ended 31st March, 2024

₹ in Crores (10 Million)

Sl. No.	Particulars	2023-2024	2022-2023
<b>A.</b>	<b>CASH FLOW FROM OPERATING ACTIVITIES:</b>		
	Net Profit before Tax	1210.92	411.25
	Adjustment for:		
	Depreciation and Amortisation Expense	436.75	407.06
	Finance Costs	446.93	454.50
	(Profit) / Loss on sale of Property, Plant and Equipment	13.24	(6.31)
	Fair Value Changes in Non-current Investments	(3.01)	(3.09)
	Unrealised Foreign Exchange Fluctuation	(46.91)	62.39
	Foreign Currency Translation gain / (loss) on Consolidation	(2.54)	4.98
	Interest / Dividend Received	(34.10)	(22.25)
	Non Cash Expense	0.02	-
	Allowance for Doubtful Debts / Advances and Bad debts written off	23.00	7.50
	Operating Profit before Working Capital changes	<b>2044.30</b>	<b>1316.03</b>
	(Increase) / Decrease in Trade and Other Receivables	(547.46)	(53.94)
	(Increase) / Decrease in Inventories	(78.05)	322.02
	Increase / (Decrease) in Trade and Other Payables	413.65	(223.13)
	Cash generated from Operations	<b>1832.44</b>	<b>1360.98</b>
	Direct Taxes (net)	(218.28)	(136.79)
	<b>Net Cash from Operating Activities</b>	<b>1614.16</b>	<b>1224.19</b>
<b>B.</b>	<b>CASH FLOW FROM INVESTING ACTIVITIES:</b>		
	Purchase of Property, Plant and Equipment	(774.30)	(463.18)
	Sale of Property, Plant and Equipment	30.11	64.66
	Purchase of Investments	(3.45)	-
	Redemption of Investments	11.49	-
	Deposit Accounts with Banks	(491.06)	(17.51)
	Interest Received	18.73	15.09
	Dividend Received	0.41	0.48
	<b>Net Cash used in Investing activities</b>	<b>(1208.07)</b>	<b>(400.46)</b>
<b>C.</b>	<b>CASH FLOW FROM FINANCING ACTIVITIES:</b>		
	Issue of Share Capital (Net of Expenses)	491.59	-
	Proceeds / (Utilisation) from Short-term Borrowings (Net)	(131.55)	(120.52)
	Proceeds from Long-term Borrowings	299.52	288.68
	Repayment of Long-term Borrowings	(493.37)	(631.10)
	Issue of Compulsorily Convertible Debentures (Net of Expenses)	-	239.26
	Payment of Lease Liabilities	(49.81)	(43.27)
	Finance Costs paid	(454.34)	(443.45)
	Dividend paid	(75.32)	(36.93)
	<b>Net Cash used in Financing Activities</b>	<b>(413.28)</b>	<b>(747.33)</b>
	<b>Net increase / (decrease) in Cash and Cash Equivalents</b>	<b>(7.19)</b>	<b>76.40</b>
	Cash and Cash Equivalents as at the beginning of the year	173.15	94.05
	Foreign Currency Translation gain / (loss) on Cash and Cash Equivalents	5.36	2.70
	<b>Cash and Cash Equivalents as at the end of the year</b>	<b>171.32</b>	<b>173.15</b>

# Consolidated Cash Flow Statement

for the year ended 31st March, 2024

₹ in Crores (10 Million)

Sl. No.	Particulars	2023-2024	2022-2023
<b>Notes:</b>			
1	Cash and Cash Equivalents include:		
	- Cash, Cheques on hand and Remittances in transit	44.09	30.20
	- Balances with Banks	121.87	140.25
	- Unrealised Translation gain / (loss) on Foreign Currency balances	5.36	2.70
	<b>Total</b>	<b>171.32</b>	<b>173.15</b>

## 2 Non-cash changes in liabilities arising from financing activities:

₹ in Crores (10 Million)

Particulars	As at 31.03.2023	Cash Flows	Non- Cash Changes		As at 31.03.2024
			Foreign Exchange Movement	Others	
Short-term Borrowings	1941.05	(74.17)	(0.53)	10.29	1876.64
	(2044.22)	(-120.52)	(-1.19)	(18.54)	(1941.05)
Long-term Borrowings	2842.49	(251.23)	(14.73)	20.26	2596.79
	(3070.98)	(-342.42)	(63.50)	(50.43)	(2842.49)
Lease Liabilities	98.81	(49.81)	-	87.05	136.05
	(105.18)	(-43.27)	-	(36.90)	(98.81)
<b>Total Liabilities from Financing Activities</b>	<b>4882.35</b>	<b>(375.21)</b>	<b>(15.26)</b>	<b>117.60</b>	<b>4609.48</b>
<b>Previous year</b>	<b>(5220.38)</b>	<b>(-506.21)</b>	<b>(62.31)</b>	<b>(105.87)</b>	<b>(4882.35)</b>

Figures in brackets represent amounts pertaining to previous year.

As per our report of even date

Dr. Raghupati Singhania (DIN: 00036129)  
Anshuman Singhania (DIN: 02356566)

Chairman & Managing Director  
Managing Director

For S S KOTHARI MEHTA & CO. LLP

Chartered Accountants

Firm Registration No. - 000756N / N500441 Sanjeev Aggarwal  
Chief Financial Officer

Bharat Hari Singhania (DIN: 00041156)  
Smt. Sunanda Singhania (DIN: 02356376)  
Shreekant Somany (DIN: 00021423)

Kalpataru Tripathy (DIN: 00865794)  
Smt. Meera Shankar (DIN: 06374957)

Directors

VIJAY KUMAR

Partner

Membership No. - 092671  
New Delhi, the 21<sup>st</sup> May, 2024

P. K. Rustagi  
Company Secretary

Dr. Jorg Nohl (DIN: 10392379)  
Subhrakant Panda (DIN: 00171845)  
Arun K. Bajoria (DIN: 00026540)



## Form AOC-I

### Financial Information of Subsidiaries and Associate companies

(Pursuant to first proviso to sub section (3) of section 129 read with rule 5 of companies (Accounts) Rules, 2014)

#### Part "A": Subsidiaries

Sl. No.	Name of Subsidiary	Reporting period for the subsidiary concerned, if different from the holding company's reporting period	Reporting Currency	Closing Exchange Rate	Share Capital & Surplus	Reserves & Surplus	Total Assets	Total Liabilities	Investments	Turnover	Profit / (Loss) before taxation	Provision for taxation	Profit / (Loss) after taxation	Proposed Dividend	% of Share-holding	
																3
1	J. K. International Ltd.	N.A	Pound	105.2110	1.95	(1.93)	0.01	0.01	-	-	(0.00)	-	(0.00)	-	100.00	
2	J. K. Asia Pacific Ltd.	N.A	HKD \$	10.6502	2.13	(1.36)	2.82	2.82	0.63	-	(0.73)	-	(0.73)	-	100.00	
3	J. K. Asia Pacific (S) Pte. Ltd.	N.A	SGD \$	61.7510	0.80	0.61	1.82	1.82	0.46	0.75	0.02	-	0.02	-	100.00	
4	3DInnovations Pvt. Ltd.	N.A	INR	N.A	1.50	(0.79)	0.71	0.71	-	0.02	0.02	0.01	0.01	-	100.00	
5	Cavendish Industries Ltd.	N.A	INR	N.A	59.97	895.67	3941.21	3941.21	-	3664.70	207.92	52.33	155.59	-	87.48	
6	Lankros Holdings Ltd.	N.A	Euro	89.9503	38.64	49.10	88.37	88.37	86.56	0.03	(0.10)	-	(0.10)	-	100.00	
7	Sarvi Holdings Switzerland AG.	N.A	CHF	92.4336	63.21	52.80	117.48	117.48	117.16	-	(0.26)	0.01	(0.27)	-	100.00	
8	JK Tornel, S.A. de C.V.	N.A	MXN PESO	5.0309	93.73	(391.89)	800.91	800.91	275.44	1406.89	4.69	20.29	(15.60)	-	99.98	
9	Comercializadora América Universal, S.A. de C.V.	N.A	MXN PESO	5.0309	0.02	6.65	6.83	6.83	-	1.90	0.33	0.04	0.29	-	99.98	
10	Compañía Hulera Tacuba, S.A. de C.V.	N.A	MXN PESO	5.0309	0.50	87.03	90.56	90.56	-	19.09	16.31	4.62	11.69	-	99.98	
11	Compañía Hulera Tornel, S.A. de C.V.	N.A	MXN PESO	5.0309	169.81	332.27	1405.73	1405.73	-	2559.46	54.90	21.58	33.32	-	99.98	
12	Compañía Inmobiliaria Norida, S.A. de C.V.	N.A	MXN PESO	5.0309	1.81	212.94	254.80	254.80	-	23.51	16.87	4.01	12.86	-	99.98	
13	General de Inmuebles Industriales, S.A. de C.V.	N.A	MXN PESO	5.0309	0.06	67.99	80.01	80.01	-	12.25	9.57	2.26	7.31	-	99.98	
14	Gintor Administración, S.A. de C.V.	N.A	MXN PESO	5.0309	0.01	95.44	108.12	108.12	-	44.97	14.62	4.13	10.49	-	99.98	
15	Hules y Procesos Tornel, S.A. de C.V. (* ₹ 2515)	N.A	MXN PESO	5.0309	*	23.40	25.81	25.81	-	4.55	3.44	1.00	2.44	-	99.98	

#### Notes

1. Name of subsidiaries which are yet to commence operations - N.A.
2. Name of Subsidiaries which have been liquidated or sold during the year - N.A.

## Notes to the Consolidated Financial Statements

### Part "B": Associates

#### Statement pursuant to section 129(3) of the Companies Act, 2013 related to Associates

₹ in Crores (10 Million)

Sl. No.	Name of Associates	Valiant Pacific LLC	Hari Shankar Singhania Elastomer & Tyre Research Institute (HASETRI)	Dwarkesh Energy Ltd.	Treel Mobility Solutions Pvt. Ltd.	Western Tire Holdings, Inc.
1	<b>Latest audited Balance Sheet Date</b>	31.03.2024	31.03.2024	31.03.2024	31.03.2024	31.03.2024*
2	<b>Share of Associates held by the Company on the year end</b>					
	No. of Shares	147	24	350000	3737	400
	Amount of Investment in Associates	0.21	(₹ 2400)	0.35	6.30	(₹ 26204)
	Extent of Holding %	49.00%	24.00%	35.00%	26.00%	40.00%
3	<b>Description of how there is significant influence</b>	Holding > 20 %	Holding > 20 %	Holding > 20 %	Holding > 20 %	Holding > 20 %
4	<b>Reason why the Associate is not consolidated</b>	N.A	HASETRI, an approved Scientific and Research Institute (a non-profit organisation) cannot be consolidated as the equity of the said Institute is not available for distribution.	N.A	N.A	N.A
5	<b>Networth attributable to shareholding as per latest audited Balance Sheet</b>	59.56	23.64@	0.16	0.11	5.21
6	<b>Profit / (Loss) for the year</b>					
	Considered in Consolidation	0.69	-	(0.24)	(0.42)	0.78
	Not Considered in Consolidation	0.72	(0.72)	(0.45)	(1.19)	1.17

\* Exempt from audit.

@ Not Considered in Consolidation

1. Name of Associates which are yet to commence operations - Dwarkesh Energy Limited
2. Name of Associates which have been liquidated or sold during the year - N.A.

As per our report of even date

For S S KOTHARI MEHTA &amp; CO. LLP

Chartered Accountants

Firm Registration No. - 000756N / N500441

Sanjeev Aggarwal  
Chief Financial Officer

VIJAY KUMAR

Partner

Membership No. - 092671

New Delhi, the 21<sup>st</sup> May, 2024P. K. Rustagi  
Company Secretary

Dr. Raghupati Singhania (DIN: 00036129)

Anshuman Singhania (DIN: 02356566)

Bharat Hari Singhania (DIN: 00041156)

Smt. Sunanda Singhania (DIN: 02356376)

Shreekant Somany (DIN: 00021423)

Kalpataru Tripathy (DIN: 00865794)

Smt. Meera Shankar (DIN: 06374957)

Dr. Jorg Nohl (DIN: 10392379)

Subhrakant Panda (DIN: 00171845)

Arun K. Bajoria (DIN: 00026540)

Chairman &amp; Managing Director

Managing Director

Directors

**THE DETAILS PERTAINING TO REMUNERATION FOR THE FINANCIAL YEAR ENDED 31ST MARCH, 2024, AS REQUIRED UNDER SECTION 197(12) OF THE COMPANIES ACT, 2013 READ WITH RULE 5(1) OF THE COMPANIES (APPOINTMENT AND REMUNERATION OF MANAGERIAL PERSONNEL) RULES, 2014**

**(a) The ratio of the remuneration of each director to the median remuneration of the employees of the Company for the financial year:**

Non-executive Directors: Smt. Sunanda Singhania – 3.1, Shri Vimal Bhandari – 3.1, Shri Kalpataru Tripathy – 3.1, Shri Shreekant Somany – 3.1, Smt. Meera Shankar – 3.1, Shri Shubrakant Panda – 3.1, Shri Bharat Hari Singhania – 101.57, Dr. Jorg Nohl (w.e.f. 21<sup>st</sup> November, 2023) – 1.1, Sh. Bakul Jain (tenure completed on 24<sup>th</sup> September, 2023) – 1.5 and Dr. Wolfgang Holzbach (tenure completed on 24<sup>th</sup> September, 2023)– 1.5.

Executive Directors: Dr. Raghupati Singhania, Chairman & Managing Director – 248.9; Shri Anshuman Singhania, Managing Director – 185.7 and Shri Arun K. Bajoria, Director & President - International Operations – 94.4.

**(b) The percentage increase in remuneration of each director, chief executive officer, chief financial officer and company secretary in the financial year:**

During the financial year, remuneration of Dr. Raghupati Singhania, Chairman & Managing Director, Shri Anshuman Singhania, Managing Director and Shri Arun K. Bajoria, Director & President - International Operations increased by 186.8%, 249.3% and 0.7% respectively. The remuneration of each non-executive directors, namely - Smt. Sunanda Singhania, Shri Vimal Bhandari, Shri Kalpataru Tripathy, Shri Shreekant Somany and Smt. Meera Shankar increased by 25% and Shri Bharat Hari Singhania remuneration increased by 17.1%. Further, Shri Bakul Jain and Dr. Wolfgang Holzbach, their tenure was completed on 24<sup>th</sup> September, 2023 and

Shri Shubrakant Panda and Dr. Jorg Nohl was appointed as non-executive director w.e.f. 2<sup>nd</sup> November, 2022, and 21<sup>st</sup> November, 2023, respectively, therefore not comparable with previous year. The remuneration of Shri Sanjeev Agarwal, Chief Financial Officer increased by 6.6% and Shri P. K. Rustagi, Company Secretary increased by 8.3%. Also, Sh. Kamal Kumar Manik, Joint Company Secretary was appointed on 6<sup>th</sup> February, 2024, therefore his remuneration is not comparable with previous year.

**(c) The percentage increase in the median remuneration of employees in the financial year: 11.04%**

**(d) The number of permanent employees on the rolls of the Company: 5,689**

**(e) Average percentile increase already made in the salaries of employees other than the managerial personnel in the last financial year and its comparison with the percentile increase in the managerial remuneration and justification thereof and point out if there are any exceptional circumstances for increase in the managerial remuneration:** During the financial year 2023-24, average increase in the salaries of employees other than the Managerial Personnel was 7.2% and increase for Managerial Personnel was 149%. Such increase was mainly attributable to increase in profits for the year, resulting in payment of higher commission.

**(f) Affirmation that the remuneration is as per the remuneration policy of the Company:** The Company affirms that the remuneration is as per the remuneration policy of the Company.



# BRAND COMMUNICATION 2023-24

**INDIA'S GREENEST TYRE**  
MADE FROM 80% RECYCLED MATERIAL

GIVE YOUR CAR  
A ROYAL MAKEOVER WITH  
**UX Royal**

धिसाई एक समान  
टायर से लंबा साथ

सेही में  
**SHRESTH**  
लकड़ी में सर्वोत्तम

**STEEL KING**  
KING OF LCV AND PICK-UP

**JK Tyre**  
Desh Ka Tyre

**JET LUG HD**

बलवान है  
भार उठाने की  
इसमें जान है  
सुर र्ही लोड लग टायर

क्यों कने टायर की फिक  
वारंटी रेजिस्टर कने  
और रहे बेफिक

More runs,  
More savings

Save up to ₹ 2 Lacs/Year/Truck

**JUH XF & JDE XF**

**BLAZE RIDER A/T**

MANY TERRAINS.  
ONE TYRE.

वे जोड़ी है क्वाल  
मुनाफ़ा दे बेमिसाल

**JUMBO HD**  
**JUMBO KING +HD**

**XTRA** Life. Mileage. Saving.

**UNMATCHED TOUGHNESS**  
FOR MINING  
NEEDS

**BLAZE**  
TWO WHEELER TYRES

**GRIP**  
THAT KEEPS YOUR RIDES IN TOTAL CONTROL

- Superior wet grip
- Superior dry grip
- Superior cornering

**Onasammanam**

The joy of a festival is incomplete without the shower of gifts. Let us make this Onam, the happiest one for you!

**FREE GIFT**  
ON THE PURCHASE OF 4 WHEELER TYRES

QR Code

**MAX DURABILITY SAVINGS!**

**TAXIMAX**

2024

QR Code

- Exclusively designed tread compounds for durability
- Anchor connecting siltable blocks for exceptional grip
- Sintered granules for low noise and vibrations
- Enhanced tyre compound for durability against cuts and burns

**ELEVATE YOUR DRIVING JOURNEY**

On-Off application Tyres with Superior Performance, Fuel Efficiency for On-Time Project Delivery

**Compare Results:**

- Better traction
- Improved fuel efficiency
- High mileage with superior traction, control, safety & long life

**XTRA LOAD**

AT 2000 XLM

**BLAZE RYDR**

**ENJOY THE POWER**

EXCELLENT STABILITY AT HIGH SPEED

**RANGE OF TRUCK BUS TYRES FOR TOTAL CONTROL**

**JET REAR**

RETREAD YOUR TYRE, REJUVENATE YOUR PLANET.

**JET LUG XM**

हाईवे का राजा  
बेहतर माइलेज का पक्का वादा

CONTACT: 020-25155030

**LAUNCHING EXTRA HEAVY-DUTY TYRES FOR NEW-AGE MINING TOPPERS**

**ULTIMA XPC DELIVERS! ON PROMISE**

Best available: CUMMINS

**BLAZE RYDR**

**GET READY FOR THE HOT RIDE**

**H SPEED RATED**  
DESIGNED FOR SPEEDS UP TO 100 KM/H

**FEATURES:**

- Superior traction compound
- Wide wet patch
- Superior wet grip

**BENEFIT:**

- Enhanced performance in challenging situations
- Superior traction and cornering stability
- Superior wet grip in all weather conditions, best in high speed

**मज़बूत पकड़ का मास्टर!**

**TRACMASTER**

TYRE SIZES	PLY RATING (PR)
1. 5-10	A
2. 600-12	B
3. 600-13	B
4. 800/80-12	A
5. 600-14	B
6. 83-20	C

सर्वे कार्यों और चाली कार्यों के लिए  
बेहतर ट्रैक्शन के लिए लोअर और उच्चतर रीजिस्टेंस  
- टीएचए रेटिंग - ऑल व्हाइल मौसम

**किसानों के लिए तखकी के पहिये**

अपने ट्रैक्टर को अधिक दूरी तक चलाएं और अधिक पैदावार करें

**AGRICULTURE**

15. 08. 21 (वर्षा 2024)

सर्वोत्तम परामर्शदाताओं के साथ  
अपने ट्रैक्टर के लिए

**BEST-IN-CLASS TYRES FOR BEST-IN-CLASS PERFORMANCE**





## JK TYRE & INDUSTRIES LTD.

### Administrative Office

3, Bahadur Shah Zafar Marg, New Delhi – 110 002  
Ph.: +91 1166001112, +91 11 66001122

### Registered Office

Jaykaygram, PO – Tyre Factory, Kankroli – 313 342, Rajasthan

www.jktyre.com | Follow us on:  /JKTyre  /jktyrecorporate  /jktyrecorporate  /jktyrecorporate