



JINDAL POLY FILMS LTD.

Plot No-87, Sector-32,
Institutional Area, Gurugram,
Haryana -122001 (India)
Phone : +91-0124-6925100
Web : www.jindalgroup.com

JPFL/DE-PT/SE/AGM/2024-25

Dated: 08th September 2024

The Manager, Listing
National Stock Exchange Of India Ltd.
Exchange Plaza,
Bandra-Kurla Complex Bandra (E)
Mumbai - 400 051
Scrip Code: NSE: JINDALPOLY

The Manager Listing
Bse Limited.
Phiroze Jeejeebhoy Towers,
Dalal Street, Fort,
Mumbai – 400 001
Scrip Code :BSE: 500227

Sub: Annual Report for the financial year 2023-2024 and Notice of 50th Annual General Meeting (AGM)

Dear Sir/ Madam,

This is further to our letter dated 05th September 2024, wherein the Company had informed that the AGM of the Company is scheduled to be held on Monday, 30th September 2024.

In compliance with the provisions of Companies Act 2013, rules framed thereunder, and Regulation 34(1) read with Regulation 30 of the SEBI (Listing Obligations and Disclosure Requirements) Regulations, 2015, as amended, please find enclosed the following documents for the financial year 2023-24, which have also been sent to shareholders:

- Notice of the 50th Annual General Meeting scheduled to be held on Monday, 30th September 2024 through Physical Mode.
- Annual Report for the financial year 2023-24
- Business Responsibility & Sustainability Report

Aforesaid documents are also available on the website of the Company, i.e. <https://www.jindalpoly.com/> and on the website of KFin Technologies Limited at <https://evoting.kfintech.com>

You are requested to take the same on your records.

Thanking you.

Yours Sincerely,

For **JINDAL POLY FILMS LIMITED**

ASHOK YADAV
COMPANY SECRETARY
ACS-14223
Encl.: As above



JINDAL POLY FILMS LIMITED

**50TH ANNUAL REPORT
2023-24**

Company Information

BOARD OF DIRECTORS

MR. SANJEEV AGGARWAL
MRS. SONAL AGARWAL
MR. RATHI BINOD PAL
MR. SANJEEV SAXENA
MR. VIJENDER KUMAR SINGHAL
MR. PRAKASH MATAI

CHAIRMAN & INDEPENDENT DIRECTOR
INDEPENDENT DIRECTOR
NON-EXECUTIVE DIRECTOR
NON-EXECUTIVE DIRECTOR
WHOLE-TIME DIRECTOR
ADDITIONAL- NON-EXECUTIVE DIRECTOR

CHIEF FINANCIAL OFFICER

MR. VIJENDER KUMAR SINGHAL

COMPANY SECRETARY & COMPLIANCE OFFICER

MR. ASHOK YADAV

STATUTORY AUDITORS

SINGHI & CO.,
CHARTERED ACCOUNTANTS,
NOIDA (DELHI NCR)

SECRETARIAL AUDITORS

M/S DMK ASSOCIATES,
PRACTICING COMPANY SECRETARIES,
NEW DELHI

BANKERS

STATE BANK OF INDIA
PUNJAB NATIONAL BANK
ICICI BANK LIMITED
RBL BANK LIMITED
IDFC BANK LIMITED
STANDARD CHARTERED BANK
HDFC BANK LIMITED
FEDERAL BANK

REGISTERED OFFICE

19TH K.M. HAPUR-BULANDSHAHR
ROAD P.O. GULAOTHI DISTT.
BULANDSHAHR
(UTTAR PRADESH) – 245408

CORPORATE OFFICE

PLOT NO. 87, SECTOR-32, GURUGRAM,
HARYANA-122001

PLANT LOCATION

28TH KM STONE, NASHIK
IGATPURI ROAD NH-3,
TALUKA IGATPURI, MUNDHEGAON,
MAHARASHTRA -422403

**Jindal Poly Films Limited**

Registered office: 19th K.M. Hapur Bulandshahr Road, P.O. Gulaothi, Distt Bulandshahr, Uttar Pradesh -245408,

Corporate Office: Plot Number - 87, Sector 32, Institutional Area, Gurugram, Haryana – 122001.

Tel: 0124-6925100, CIN: L17111UP1974PLC003979, cs_jpoly@jindalgroup.com, Website: www.jindalpoly.com

50th ANNUAL GENERAL MEETING

On Monday, 30th September, 2024

at 01:00 P.M

at Hotel Natraj, Kala Aam, Delhi Road, Civil Lines, Bulandshahr, Uttar Pradesh - 203001

ANNUAL REPORT 2023-24

Contents

	Page
Notice of Annual General Meeting	02
Board's Report	13
Report on Corporate Governance	41
Management's Discussion & Analysis	67
Business Responsibility & Sustainability Reporting	73
Independent Auditors' Report on Standalone Financial Statements	102
Standalone Balance Sheet	115
Standalone Profit & Loss Account	116
Statement of Changes in Equity	117
Standalone Cash Flow Statement	118
Notes to the Standalone Financial Statements	120
Independent Auditors' Report on Consolidated Financial Statements	187
Consolidated Balance Sheet	196
Consolidated Profit & Loss Account	198
Statement of Changes in Equity	200
Consolidated Cash Flow Statement	202
Notes to the Consolidated Financial Statements	204
Proxy Form	279
Route Map	280



NOTICE

Notice is hereby given that the **50th Annual General Meeting** of the members of **Jindal Poly Films Limited (CIN: L17111UP1974PLC003979)** will be held as scheduled below:-

Date : Monday, 30th September 2024

Time : 01:00 PM

Venue : Hotel Natraj, Kala Aam, Delhi Road, Civil Lines, Bulandshahr, Uttar Pradesh 203001

To transact the following business(es):

ORDINARY BUSINESS(ES)

1. Adoption of Accounts

To receive, consider and adopt the Standalone & Consolidated Financial Statements containing the Balance Sheet as at 31st March 2024 and the Profit and Loss Account for the financial year ended on that date along with the Cash Flow Statements, Notes & Schedules appended thereto together with the Directors' Report and Auditors' Report thereon and in this regard, to consider and if thought fit, to pass with or without modification (s), the following resolution as an **Ordinary Resolution**:

"RESOLVED THAT Pursuant to the provisions of Section 134 of the Companies Act, 2013, the Standalone & Consolidated Financial Statements containing the Balance Sheet as at 31st March 2024 and the Profit and Loss Account ended on that date along with the Cash Flow Statements, Notes & Schedules appended thereto for the Financial Year ended 31st March 2024 together with the Directors' Report and Auditors' Report thereon be and are hereby received, considered and adopted."

2. Final Dividend

To declare a dividend on equity shares for the financial year ended 31st March 2024, and in this regard, pass the following resolution as an **Ordinary Resolution**:

"RESOLVED THAT the dividend for the year ended 31st March 2024, at the rate of Rs. 5.50 per equity share on each fully paid-up equity share of the company, be and is hereby declared for the financial year 31st March, 2024, and the same be paid as recommended by the Board of Directors of the company, out of the profits of the company for the financial year ended 31st March, 2024.

3. Reappointment of retiring director Mr. Rathi Binod Pal

To consider and if thought fit, to pass with or without modification(s), the following resolution as an **Ordinary Resolution**:

"RESOLVED THAT in accordance with the provisions of Section 152 and other applicable provisions of the Companies Act, 2013, Mr. Rathi Binod Pal, Director (DIN: 00092049) who retires by rotation at this meeting be and is hereby re-appointed as a Director of the Company, liable to retire by rotation."

SPECIAL BUSINESS

4. To appoint Mr. Prakash Matai as Director of the Company

To consider and if thought fit, to pass with or without modification(s), the following resolution as an **Ordinary Resolution**:

"RESOLVED THAT pursuant to Article 110 of the Articles of Association of the Company, the provisions of Section 149, 152, 161 and other applicable provisions, if any, of the Companies Act, 2013 ("Act") and the Rules framed there under and the SEBI (LODR) Regulations, 2015, as amended from time to time, Mr. Prakash Matai (DIN 07906108) who was appointed by the Board of Directors as an Additional Director of the company on



14th August, 2024 and who holds office up to the date of the forthcoming Annual General Meeting of the Company in terms of Section 161(1) of the Companies Act, 2013 and in respect of whom a notice in writing pursuant to Section 160 of the Companies Act, 2013 has been received in the prescribed manner proposing his candidature for the office of director of the Company be and is hereby appointed as Director of the Company in the category of Non-executive, whose office is liable to retire by rotation.”

**By order of the Board of Directors
For Jindal Poly Films Limited**

Sd/-

Ashok Yadav

Company Secretary

ACS.: 14223

Date: 5th, September 2024

Place: Gurugram

NOTES:

- A MEMBER ENTITLED TO ATTEND AND VOTE IS ENTITLED TO APPOINT A PROXY, OR, WHERE THAT IS ALLOWED, ONE OR MORE PROXIES, TO ATTEND AND VOTE INSTEAD OF HIMSELF, AND THE PROXY NEED NOT BE A MEMBER. THE PROXIES TO BE EFFECTIVE SHOULD BE DEPOSITED AT THE REGISTERED OFFICE OF THE COMPANY NOT LATER THAN 48 HOURS BEFORE THE COMMENCEMENT OF THE MEETING. A PERSON CAN ACT AS A PROXY ON BEHALF OF MEMBERS NOT EXCEEDING 50 AND HOLDING IN THE AGGREGATE NOT MORE THAN 10% OF THE TOTAL SHARE CAPITAL OF THE COMPANY CARRYING VOTING RIGHTS. A MEMBER HOLDING MORE THAN TEN PERCENT OF THE TOTAL SHARE CAPITAL OF THE COMPANY CARRYING VOTING RIGHTS MAY APPOINT A SINGLE PERSON AS PROXY AND SUCH PERSON SHALL NOT ACT AS A PROXY FOR ANY OTHER PERSON OR SHAREHOLDER.**
- During the period beginning 24 hours before the time fixed for the commencement of the meeting and ending with the conclusion of the meeting, members would be entitled to inspect the proxies lodged, at any time during the business hours of the Company, provided not less than 3 days written notice is given to the Company.
- In case of joint holders attending the Meeting, the member whose name appears as the first holder in the order of names as per the Register of Members of the Company will be entitled to vote.
- A member may participate in the AGM even after exercising his right to vote through remote e-voting but shall not be allowed to vote again at the AGM.
- The members, whose names appear in the Register of Members/List of Beneficial Owners as on **Monday, 23rd September 2024**, being the cut-off date fixed for determining voting rights of members are entitled to participate in the remote e-voting process. A person who is not a member as on the cut-off date should treat this Notice for information purpose only.
- Please note that for security reasons, no article/baggage will be allowed at the venue of the meeting.
- The Chairman shall, at the AGM, at the end of discussion on the resolutions on which voting is to be held, allow voting with the assistance of scrutinizer, by use of “Ballot Paper” for all those members who are present at the AGM but have not cast their votes by availing the remote e-voting facility.
- The Scrutinizer shall after the conclusion of voting at the AGM, will first count the votes cast at the meeting and thereafter unblock the votes cast through remote e-voting in the presence of at least two witnesses not in the employment of the Company and shall make, not later than two days of the conclusion of the AGM, a consolidated scrutinizer’s report of the total votes cast in favour or against, if any, to the Chairman or a person authorized by him in writing, who shall countersign the same and declare the result of the voting forthwith.
- The Facility for voting, shall also be made available at the meeting and members attending the meeting who have not already cast their vote by remote e-voting shall be able to exercise their right at the meeting.



10. Route map for the directions to venue of the meeting is attached.
11. The explanatory statement pursuant to Section 102 of the Companies Act, 2013, read together with Rule 22 of the Companies (Management and Administration) Rules, 2014 and other applicable provisions, setting out material facts and reasons in relation to the proposed special business is annexed hereto.
12. The Directors' Report, Auditors' Report and Audited Balance Sheet as at 31st March 2024 and the Profit and Loss Account for the financial year ended on that date are enclosed.
13. In case a person has become a member of the Company after dispatch of Annual General Meeting Notice, but on or before the cut-off date for e-voting, i.e., **Monday, 23rd September 2024**, such person may obtain the User ID and Password from KFin by e-mail request on einward.ris@kfintech.com.

Alternatively, member may send signed copy of the request letter providing the e-mail address, mobile number, self- attested PAN copy along with client master copy (in case of electronic folio)/copy of share certificate (in case of physical folio) via e-mail at the e-mail id einward.ris@kfintech.com for obtaining the Annual Report and Notice of 50th Annual General Meeting.

14. Documents referred to in the Notice and the statement shall be open for inspection by the members at the registered office of the Company from Monday to Friday from 10.00 a.m. to 05.30 p.m., except holidays, up to the date of AGM.
15. Members who hold shares in dematerialized form are requested to bring their DP ID and Client ID numbers for easy identification of attendance at the meeting.
16. Brief details of the Directors, who are seeking appointment/re-appointment, are annexed hereto as per requirements of regulation 36(3) of the SEBI (Listing Obligations and Disclosure Requirements) Regulations, 2015 ('Listing Regulations') and as per provisions of the Act.
17. The Register of Members and Share Transfer Books of the Company will be closed from **Monday, 23rd September 2024 to Monday, 30th September 2024** (both days inclusive) in connection with the ensuing Annual General Meeting.
18. To avoid fraudulent transactions, the identity/signature of the members holding shares in electronic/demat form is verified with the specimen signatures furnished by NSDL/CDSL and that of members holding shares in physical form is verified as per the records of the Share Transfer Agent of the Company. Members are requested to keep the same updated.
19. SEBI, has mandated that the listed companies shall henceforth issue the securities in dematerialized form only, while processing service requests such as issue of duplicate share certificates, transmission, transposition, etc. Accordingly, members who still hold share certificates in physical form are advised to dematerialise their holdings.
20. SEBI has mandated that any service request from members holding securities in physical mode shall be entertained only upon registration of the PAN, KYC details and nomination. The folios wherein any one of the said document/details are not updated on or after 1st October 2023, shall be frozen by the RTA. Further, such member will not be eligible to receive dividend in physical mode. Members are requested to furnish the details in the prescribed form to KFinTech. Forms can be downloaded from the website of the Company at <https://www.jindalpoly.com/download-reports> and website of KFin at <https://ris.kfintech.com/clientservices/isc/>.
21. Pursuant to section 72 of the Act read with SEBI Circular dated 3rd November 2021, clarification circular dated 14 December 2021 and circular dated 16th March 2023, members holding shares in physical form are advised to file nomination in the prescribed Form SH-13 or Form ISR-3 (Declaration to Opt-out).

These Forms can be downloaded from the website of the Company at <https://www.jindalpoly.com/download-reports> and RTA at <https://ris.kfintech.com/clientservices/isc/>. In respect of shares held in electronic/demat form, the members may please contact their respective Depository Participant.
22. The Board of Directors has recommended dividend of Rs. 5.50 per equity share of the face value of Rs. 10 each for the year ended 31st March 2024 for the approval of shareholders at the ensuing Annual General Meeting ('AGM'). The Dividend, if approved, will be payable on or before **Saturday, 5th October, 2024**.



23. Pursuant to the provisions of section 91 of the Act and Regulation 42 of the Listing Regulations, the Company has fixed **Monday 23rd September 2024** as the 'Record Date' for the purpose of determining the members eligible to receive dividend for the financial year 2023-24.
24. For ease of conduct, members who would like to ask questions/express their views on the items of the business to be transacted at the meeting can send in their questions/ comments in advance mentioning their name, demat account number/ folio number, email id, mobile number at cs_jpoly@jindalgroup.com the same will be replied by the Company suitably.
25. Subject to the provisions of Sections 123, 124 and 126 of the Act, dividend on equity shares, if declared at the AGM, will be credited/ dispatched on or before **Saturday, 12th October, 2024**.
26. As per the Listing Regulations and pursuant to SEBI Circular dated 20 April 2018, a company shall use any electronic mode of payment approved by the Reserve Bank of India for making payment to the members. Accordingly, the dividend, if declared, will be paid through electronic mode, where the bank account details of the shareholders required for this purpose are available. Where dividend payments are made through electronic mode, intimation regarding such remittance will be sent separately to the shareholders. Where the dividend could not be paid through electronic mode, the same will be paid through physical instrument such as non-negotiable instruments with bank account details of such shareholders printed thereon.

To ensure timely credit of dividend through electronic mode or physical instrument such as banker's cheque or demand draft, members are requested to notify change of address or particulars of their bank account, if any, to RTA and Share Transfer Agent - KFin Technologies Limited and to their respective Depository Participants.
27. In terms of section 124(5) of the Act, dividend amount for the year ended 31st March 2018 remaining unclaimed for a period of seven years shall become due for transfer on **25th October 2024** to the Investor Education and Protection Fund (IEPF) established by the Central Government. Further, in terms of section 124(6) of the Act, in case of such shareholders whose dividends are unpaid for a continuous period of seven years, the corresponding shares shall be transferred to the IEPF demat account.
28. Shareholders may note that as per Income Tax Act, 1961, (the '**IT Act**') as amended by the Finance Act, 2020, dividends paid or distributed by a Company after 1 April 2020 shall be taxable in the hands of shareholders. The Company is also required to deduct Tax at Source ('TDS') in respect of approved payment of dividend to its shareholders (resident as well as non-resident).
29. To enable compliance with TDS requirements, members holding shares in electronic mode are requested to complete and/or update their Residential Status, PAN, Category as per the IT Act with their Depository Participants and in case shares are held in physical form, with the Company, by sending documents by **Monday 23rd September 2024 (up to 5.30 p.m.)**.
30. For the detailed process and formats of declaration, please refer to FAQs on Tax Deduction at Source on Dividends available on the Company's website at <https://www.jindalpoly.com/download-reports>
31. In terms of section 101 and 136 of the Act, read together with the rules made thereunder, the listed companies may send the Notice of Annual General Meeting and the Annual Report, including Financial Statements, Board Report, etc. by electronic mode. The Company is accordingly forwarding soft copies of the above referred documents to all those members, who have registered their e-mail addresses with their respective depository participants or with the RTA and Share Transfer Agent of the Company. For members who have not registered their e-mail addresses, physical copies are sent in the permitted mode. Members may note that Annual Report 2023-24 and notice along with proxy form and attendance slip will also be available on the Company's website <https://www.jindalpoly.com/download-reports> website of the Stock Exchanges i.e. BSE Ltd. at www.bseindia.com and National Stock Exchange of India Ltd. at www.nseindia.com and on the website of KFin at www.kfintech.com.
32. Corporate members intending to send their authorized representatives to attend the Meeting are requested to send to the Company a certified copy of the Board Resolution authorising their representative to attend and vote on their behalf at the Meeting.



33. For the convenience of the Members, attendance slip is enclosed elsewhere in the Annual Report. Members/Proxy Holders/Authorized Representatives are requested to fill in and affix their signatures at the space provided therein and surrender the same at the venue of the AGM. Proxy/Authorized Representatives of a member should state on the attendance slip as 'Proxy or Authorized Representative' as the case may be.
34. Members/Proxies are requested to bring the attendance slip/proxy form duly filled and signed for attending the meeting. Proxies are requested to bring their identity proof at the meeting for the purpose of identification.
35. To receive communications through electronic means, including Annual Reports and Notices, members are requested to kindly register/ update their e-mail address with their respective Depository Participants, where shares are held in demat mode.
36. The Company has availed of services offered by KFin Technologies Limited to update e-mail addresses of shareholders of the Company who have not registered their e-mail addresses. Members are requested to respond to their messages and register their e-mail id and support the green initiative efforts of the Company. Members are also requested to support our commitment to environmental protection by choosing to receive the Company's communication through e-mail going forward.
37. With a view to helping us serve the members better, members who hold shares in identical names and in the same order of names in more than one folio are requested to write to the Company to consolidate their holdings in one folio.
38. The Board of Directors of the Company has appointed Mr. Deepak Kukreja (FCS-4140), Practicing Company Secretary (CP No. 8265) and in case of failing him Mrs. Monika Kohli (FCS 5480), Practicing Company Secretary (CP No. 4936), both being Partners of M/s DMK Associates, Company Secretaries, New Delhi, as the Scrutinizer to conduct the voting process in a fair and transparent manner in the 50th Annual General Meeting of the Company.
39. The Scrutinizer shall, immediately after the conclusion of voting at the 50th Annual General Meeting, first count the votes cast at the meeting. Thereafter, the Scrutinizer will unblock the votes through e-voting in the presence of at least two witnesses, not in the employment of the Company. A consolidated Scrutinizer's report of the total votes cast in favour or against, if any, will be prepared and submitted to the Chairman of the Company or any other person authorized by the Chairman. The Chairman shall countersign the report. Following the completion of the scrutiny of the voting, the result, along with the Scrutinizer's Report, will be declared and placed on the Company's website <https://www.jindalpoly.com/download-reports> and on the website of voting agency M/s KFin Technologies Limited at <https://evoting.kfintech.com/> immediately. Concurrently, the Company shall forward the results to the National Stock Exchange of India Limited and the BSE Limited, where the shares of the Company are listed.

40. Process for Registering / Updating Email Addresses

Members holding shares in dematerialised mode, are requested to register their email addresses and mobile numbers with their relevant depositories through their depository participants. Members holding shares in physical mode are requested to furnish email addresses and mobile numbers with the Company's Registrars and Share Transfer Agent, KFin Technologies Limited, Selenium Tower B, Plot NO. 31 & 32, Gachibowli, Financial District, Nanakramguda, Serilingampally, Hyderabad - 500032, Toll Free Tel: 1- 800-309-4001, Email: einward.ris@kfintech.com, Website: www.kfintech.com.

INSTRUCTIONS FOR E-VOTING AS FOLLOWS:

Voting through electronic means:

In terms of the provisions of section 108 of the Act, read with rule 20 of the Companies (Management and Administration) Rules, 2014 as amended (hereinafter called 'the Rules' for the purpose of this Section of the Notice)



and Regulation 44 of the Listing Regulations 2015 and in terms of SEBI vide circular dated 9 December 2020 in relation to e-voting facility provided by Listed Entities, the members are provided with the remote e-voting facility to exercise votes on the items of business given in the Notice, through the remote e-voting platform provided by KFin Technologies Limited or to vote at the AGM.

The members, whose names appear in the Register of Members/List of Beneficial Owners as on **Monday, 23rd September 2024** being the cut-off date fixed for determining voting rights of members are entitled to participate in the remote e-voting process or to participate and vote at the AGM. A person who is not a member as on the cut-off date should treat this Notice for information purpose only.

A. Remote e-voting

- a) Date and time of commencement of voting through electronic means: **Friday 27th September 2024** from **09: 00 a.m.** (IST).
- b) Date and time of end of voting through electronic means beyond which voting will not be allowed: **Sunday 29th September 2024** up to **5.00 p.m.** (IST).
- c) Details of Website: <https://evoting.kfintech.com>.
- d) Details of persons to be contacted for issues relating to remote e-voting:
 - Mr. Suresh Babu D, Senior Manager, Corporate Registry, KFin Technologies Limited, Selenium Building, Tower B, Plot No. 31-32, Financial District, Nanakramguda, Serilingampally, Hyderabad, Rangareddi, Telengana, India - 500032. Tel. No.: +91 40 6716 2222; Toll Free No: 1800-309- 4001; Fax No.: +91 40 2300 1153; E-mail: evoting@kfintech.com.
 - Scrutinizer(s) - Mr. Deepak Kukreja (FCS-4140), Practicing Company Secretary (CP No. 8265) and Mrs. Monika Kohli (FCS 5480), Practicing Company Secretary (CP No.4936), both being Partners of M/s DMK Associates, Company Secretaries, New Delhi – 31/36, Basement, Old Rajinder Nagar, New Delhi – 110 060, email. deepak.kukreja@dmkassociates.in.
 - Alternatively, members holding securities in physical mode may reach out on toll free number 1800 309 4001 for obtaining User ID and password or may write e-mail from the registered e-mail id to inward.ris@kfintech.com.

B. Voting facility at AGM

In addition to the remote e-voting facility as described above, the Company shall make the facility for ballot / polling paper at the Annual General Meeting (AGM) and the members attending AGM who have not cast their vote by remote e-voting shall be able to vote at the AGM through ballot / polling paper.

Login method for remote e-voting for individual shareholders holding securities in demat mode.

Pursuant to SEBI circular no. SEBI/HO/CFD/CMD/CIR/P/2020/242 dated 9 December 2020 on “e-voting facility provided by Listed Companies”, e-voting process has been enabled to all the individual demat account holders, by way of single login credential, through their demat accounts/websites of Depositories/DPs in order to increase the efficiency of the voting process. Individual demat account holders would be able to cast their vote without having to register again with the e-voting service provider (ESP) thereby facilitating not only seamless authentication but also ease and convenience of participating in e-voting process.

Shareholders are advised to update their mobile number and e-mail id with their DPs in order to access remote e-voting facility.

Login Method for e-voting for Individual Shareholders holding Shares of the Company in Demat mode through National Securities Depository Limited (“NSDL”) and Central Depository Services (India) Limited (“CDSL”):

NSDL	CDSL
<p>1. User already registered for IDeAS facility:</p> <ul style="list-style-type: none"> ➤ URL: https://eservices.nsd.com ➤ Click on the “Beneficial Owner” icon under ‘IDeAS’ section. ➤ On the new page, enter User ID and Password. Post successful authentication, click on “Access to e-Voting”. ➤ Click on company name or e-Voting service provider and you will be re-directed to e-Voting service provider website for casting the vote during the remote e-Voting period. 	<p>1. Existing user who opted for Easi / Easiest</p> <ul style="list-style-type: none"> ➤ URL https://web.cdslindia.com/myeasitoken/home/login or URL: www.cdslindia.com ➤ Click on New System Myeasi ➤ Login with user id and password. ➤ Option will be made available to reach e-Voting page without any further authentication. ➤ Click on e-Voting service provider name to cast your vote.
<p>2. User not registered for IDeAS e-Services</p> <ul style="list-style-type: none"> ➤ To register click on link : https://eservices.nsd.com ➤ Select “Register Online for IDeAS” URL: https://eservices.nsd.com/SecureWeb/IdeasDirectReg.jsp ➤ Proceed with completing the required fields. 	<p>2. User not registered for Easi/Easiest</p> <ul style="list-style-type: none"> ➤ Option to register is available at https://web.cdslindia.com/myeasitoken/Registration/EasiRegistration ➤ Proceed with completing the required fields.
<p>3. By visiting the e-Voting website of NSDL</p> <ul style="list-style-type: none"> ➤ URL: https://www.evoting.nsd.com/ Click on the icon “Login” which is available under ‘Shareholder/Member’ section. ➤ Enter User ID (i.e. 16-digit demat account number held with NSDL), Password/OTP and a Verification Code as shown on the screen. ➤ Post successful authentication, you will be redirected to NSDL Depository site wherein you can see e-Voting page. ➤ Click on company name or e-Voting service provider name and you will be redirected to e-Voting service provider website for casting your vote during the remote e-Voting period. 	<p>3. By visiting the e-Voting website of CDSL</p> <ul style="list-style-type: none"> ➤ URL: www.cdslindia.com ➤ Provide demat Account Number and PAN No. ➤ System will authenticate user by sending OTP on registered Mobile & Email as recorded in the demat Account. ➤ After successful authentication, user will be provided links for the respective ESP where the e-Voting is in progress.

- Individual shareholders (holding securities in demat mode) logging in through their depository participants.
- You can also login using the login credentials of your demat account through your DP registered with NSDL / CDSL for e-Voting facility.
- Once logged-in, you will be able to see e-Voting option. Once you click on e-Voting option, you will be redirected to NSDL / CDSL Depository site after successful authentication, wherein you can see e-Voting feature.
- Click on options available against company name or e-Voting service provider – KFinTech and you will be redirected to e-Voting website of KFinTech for casting your vote during the remote e-Voting period without any further authentication.

Important note: Members who are unable to retrieve User ID/ Password are advised to use Forgot User ID and Forget Password option available at above mentioned website.

**Helpdesk for Individual Shareholders holding securities in demat mode for any technical issues related to login through Depository i.e., NSDL and CDSL:**

Members facing any technical issue – NSDL	Members facing any technical issue - CDSL
Members facing any technical issue with login can contact NSDL helpdesk by sending a request at evoting@nsdl.co.in or call at toll free no.: 1800 1020 990 and 1800 22 44 30	Members facing any technical issue with login can contact CDSL helpdesk by sending a request at helpdesk.evoting@cdslindia.com or contact at 022-23058738 or 022-23058542-43

Login method for remote e-voting for shareholders other than individual shareholders holding securities in demat mode and shareholders holding securities in physical mode.

- i. Initial password is provided in the body of the e-mail.
- ii. Launch internet browser and type the URL: <https://evoting.kfintech.com> in the address bar.
- iii. Enter the login credentials i.e., User ID and Password mentioned in your e-mail. Your Folio No./DP ID Client ID will be your User ID.
- iv. However, if you are already registered with KFin for e-voting, you can use your existing User ID and password for casting your votes.
- v. After entering the correct details, click on LOGIN.
- vi. You will reach the password change menu wherein you are required to mandatorily change your password. The new password shall comprise minimum 8 characters with at least one upper case (A-Z), one lower case (a-z), one numeric value (0-9) and a special character (@, #, \$, etc.). It is strongly recommended not to share your password with any other person and take utmost care to keep your password confidential.
- vii. You need to login again with the new credentials.
- viii. On successful login, the system will prompt you to select the EVENT i.e., Jindal Poly Films Limited.
- ix. On the voting page, the number of shares (which represents the number of votes) held by you as on the cut-off date will appear.
- x. If you desire to cast all the votes assenting/dissenting to the resolution, enter all shares and click 'FOR' / 'AGAINST' as the case may be or partially in 'FOR' and partially in 'AGAINST', but the total number in 'FOR' and/or 'AGAINST' taken together should not exceed your total shareholding as on the cut-off date. You may also choose the option 'ABSTAIN', in which case, the shares held will not be counted under either head.
- xi. Members holding multiple folios/demat accounts shall choose the voting process separately for each folio/ demat account.
- xii. Cast your votes by selecting an appropriate option and click on 'SUBMIT'. A confirmation box will be displayed. Click 'OK' to confirm, else 'CANCEL' to modify. Once you confirm, you will not be allowed to modify your vote subsequently. During the voting period, you can login multiple times till you have confirmed that you have voted on the resolution.
- xiii. Corporate/institutional members (i.e. other than individuals, HUF, NRI, etc.) are required to send scanned image (PDF/JPG format) of certified true copy of relevant board resolution/authority letter etc. together with attested specimen signature of the duly authorised signatory(ies) who is/are authorised to vote, shall be sent via registered email of the shareholder to email of the Company at cs_jpoly@jindalgroup.com or evoting@kfintech.com. The scanned image of the above documents should be in the naming format 'BAL_EVENT No.'
- xiv. In case of any queries/grievances, you may refer the Frequently Asked Questions (FAQs) for members and e-voting user manual available at the 'download' section of <https://evoting.kfintech.com> or call KFin on 1800-309-4001 (toll free).

**EXPLANATORY STATEMENT PURSUANT TO SECTION 102 OF THE COMPANIES ACT, 2013 AND SEBI (LISTING OBLIGATIONS AND DISCLOSURE REQUIREMENTS) REGULATIONS, 2015 ("REGULATIONS")**

The following statement sets out all material facts relating to special business mentioned in the accompanying notice and shall be taken as forming part of the notice.

To appoint Mr. Prakash Matai (DIN 07906108) as Director of the Company

Based on the recommendation of the Nomination & Remuneration Committee ('NRC'), the Board of Directors, in its meeting dated **14th August, 2024**, appointed Mr. Prakash Matai (DIN 07906108) as an Additional Director in the category of Non-executive Director of the Company subject to the approval of the shareholders of the Company in accordance with the provisions of Section 161 of the Companies Act, 2013.

Mr. Prakash Matai aged 55 years is an LLB, PG Diploma in Materials Management, MBA in Marketing and Finance, and a B.Sc. in Biology and having around 32 years experience. He is a supply chain expert, brings extensive leadership experience in procurement and other commercial functions such as Insurance and Logistics for major infrastructure companies. With a strong track record in negotiation, strategic sourcing, and team building, he transforms supply chains from tactical to strategic contributors. Mr. Matai is highly proficient in contract management, dispute resolution, and planning and has worked with various industries like automotive, consulting and heavy engineering.

Further, under Section 160 of the Act, the Company has received a notice proposing the candidature of Mr. Prakash Matai for the position of Director. Mr. Matai has also provided written consent to act as a Director of the Company, and declaration that he is not disqualified under Section 164, Schedule V and other applicable provisions of the Act. Furthermore, Mr. Prakash Matai is also not debarred from holding the office of Director by any SEBI order.

The NRC, acknowledging Mr. Matai's exceptional skills and extensive experience, has recommended his appointment as Director of the Company subsequently, the Board of Directors, while taking into consideration Mr. Matai's vast experience and knowledge, has approved his appointment as an Additional Director of the company, subject to the approval of the shareholders of the Company. Mr. Matai's office as director is liable to retire by rotation.

The terms as set out in the proposed Ordinary Resolution for appointment of Mr. Prakash Matai as a Director and explanatory statement in relation thereto may be treated as an abstract of the terms of contract under Section 196 of the Companies Act, 2013.

The Board of Directors, therefore, presents the resolution set forth in Item no. 4 of this notice for approval by members through an **Ordinary Resolution**. Members may send an email to cs_jpoly@Jindalgroup.com to request inspection.

None of the other Directors, Promoters, and Key Managerial Personnel of the Company and their relatives, except Mr. Prakash Matai or his relatives, to the extent of their shareholding interest in the Company, are in any way, financially or otherwise, concerned or interested in the resolution.



Details of Director seeking appointment/re-appointment/confirmation at the forthcoming Annual General Meeting

Name of the Directors	Mr. Prakash Matai	Mr. Rathi Binod Pal
Director Identification Number (DIN)	07906108	00092049
Date of Birth	30.04.1969	18.03.1969
Date of Appointment	14.08.2024	13.09.2017
Expertise in specific functional area	Mr. Prakash Matai aged 55 years is an LLB, PG Diploma in Materials Management, MBA in Marketing and Finance, and a B.Sc. in Biology and having around 32 years' experience. He is a visionary supply chain expert, brings extensive leadership experience in procurement and other commercial functions such as Insurance and Logistics for major infrastructure companies. With a strong track record in negotiation, strategic sourcing, and team building, he transforms supply chains from tactical to strategic contributors. Mr. Matai is highly proficient in contract management, dispute resolution, and planning and has worked with various industries like automotive, consulting and heavy engineering.	Having Approximately 30 years' experience in Commercial, Accounts and Project Management
Relationship with other Directors and KMPs	None	None
Terms and conditions of appointment /re-appointment	To be appointed as Non-Executive Director, liable to retire by rotation	To be re-appointed as Non-Executive Director, liable to retire by rotation
Details of remuneration last drawn (FY 2023-24)	NIL To receive sitting fees only to attend Meetings of the Board and Committees thereof.	Sitting Fees paid is given in Corporate Governance Report.
No. of Board Meetings attended during the year	N. A	07
Qualification	B.Sc., LLB, PG Diploma in Materials Management MBA in Marketing and Finance.	B. Com, CA(Inter)
List of outside Directorship	<ol style="list-style-type: none"> 1. Jindal Poly Investment and Finance Company Limited 2. Consolidated Finvest & Holdings Limited 3. Jindal Photo Limited 4. Jindal Specialty Films Limited (earlier name was Jindal India Solar Energy Limited) 5. Jindal Defence Solutions Limited (earlier name was Jindal Operation and Maintenance Limited) 	<ol style="list-style-type: none"> 1. Universus Photo Imagings Limited 2. Jindal Imaging Limited 3. Jindal Films India Limited 4. Jindal SMI Coated Products Limited 5. Jindal Flexifilms Limited



JINDAL POLY FILMS LIMITED

Committee Chairpersonship / Membership of the Public Company	<p><u>In the Company - NIL</u></p> <p><u>Other Company: -</u> Consolidated Finvest & Holdings Limited</p> <ol style="list-style-type: none"> 1. Audit Committee - Chairman 2. Nomination & Remuneration Committee - Chairman 3. Corporate Social Responsibility Committee - Member 4. Stakeholders Relationship Committee - Member 	<p><u>In the Company: -</u></p> <ol style="list-style-type: none"> 1. Audit Committee - Member 2. Stakeholders Relationship Committee - Member 3. Corporate Social Responsibility Committee - Member 4. Risk Management Committee - Member 5. Nomination & Remuneration Committee - Member 6. Finance Committee - Member <p><u>Other Company: -</u> <u>Universus Photo Imagings Limited</u></p> <ol style="list-style-type: none"> 1. Audit Committee - Member 2. Nomination & Remuneration Committee - Member 3. Stakeholders Relationship committee - Member 4. Corporate Social Responsibility Committee - Member <p><u>Jindal Films India Limited</u></p> <ol style="list-style-type: none"> 1. Audit Committee - Chairman 2. Nomination & Remuneration Committee - Chairman 3. Corporate Social Responsibility Committee - Member <p><u>Jindal SMI Coated Products Limited</u></p> <ol style="list-style-type: none"> 1. Audit Committee - Chairman 2. Nomination & Remuneration Committee - Chairman 3. Corporate Social Responsibility Committee - Chairman
Shareholding in the Company	NIL	NIL
Resigned from Listed Companies in past three years.	NIL	NIL
Nationality	Indian	Indian

**By order of the Board of Directors
For Jindal Poly Films Limited**

Sd/-

Ashok Yadav

Company Secretary

ACS.: 14223

Date: 5th September 2024

Place: Gurugram



BOARD’S REPORT

The Directors present this 50th Annual Report of **Jindal Poly Films Limited** (“the Company”) on the business and operations of the Company together with Audited Financial Statements for the financial year ended 31st March 2024.

1. SUMMARY OF FINANCIAL RESULTS

The Standalone and Consolidated Financial Results for the financial year under review are given below:

(Rs. in Lakh, except EPS)

Particulars	Standalone		Consolidated	
	Year Ended		Year Ended	
	31 st March 2024	31 st March 2023	31 st March 2024	31 st March 2023
Total Income from Operations	54,317	2,48,132	3,92,557	4,69,687
Other income	49,642	56,306	47,793	64,730
Profit before finance cost, depreciation and tax	52,402	99,874	47,672	1,00,496
Finance Cost	5,007	4,384	17,100	14,828
Depreciation	6,000	8,654	21,416	17,430
Net Profit for the period (before Tax, Exceptional and Extraordinary Items)	41395	86,836	9,094	68,238
Exceptional Items gain / (loss)	-	1,09,478	-	(22,697)
Net Profit for the period before Tax	41,395	1,96,315	9,094	45,540
Total Tax (including Current Tax, current tax adjustment and Deferred Tax)	10,195	22,196	1,945	13,648
Net Profit for the period	31,200	1,74,118	7,150	31,893
Total Comprehensive Income for the period (Comprising Profit for the period (after Tax) and Other Comprehensive Income (after Tax) attributable to Equity Holders of the parent	31,216	1,74,361	6,737	32,098
Paid up Equity Share Capital (Face Value of Rs.10/- each)	4,379	4,379	4,379	4,379
Earnings Per Share (EPS) (of INR. 10/- each) on Net Profit (Not annualised)- Basic and Diluted	71.26	397.65	16.33	72.85

* The standalone financial results of F.Y. 2023-24 are not comparable with F.Y. 2022-23 as the Packaging Films business of the Company was transferred to JPFL Films Private Limited , a Subsidiary Company w.e.f. 02nd August, 2022.

2. CONSOLIDATED FINANCIAL STATEMENTS

The Audited Consolidated Financial Statements in addition to the Audited Standalone Financial Statements pursuant to Section 129(3) of the Companies Act, 2013 (Act) read with the SEBI (Listing Obligations and Disclosure Requirements) Regulations, 2015 (‘SEBI Listing Regulations’) and prepared in accordance with the Indian Accounting Standards prescribed by the Institute of Chartered Accountants of India is part of this Annual Report.

The Consolidated Profit and Loss Account for the period ended 31st March 2024, includes the Profit and Loss Account for the Subsidiaries/ Associates for the Financial Year ended 31st March 2024. (Refer **Form AOC – 1** attached as **Annexure- I** to Board report).

In accordance with the third proviso of Section 136(1) of the Companies Act, 2013, the Annual Report of the Company, containing therein its standalone and the Consolidated Financial Statements have been placed on the website of the Company in the Annual report section at <https://www.jindalpoly.com/download-reports>.

3. COMPANY'S PERFORMANCE

No separate comment is given in respect of performance of the Company as standalone financial results are not comparable with F.Y. 2022-23 as the Packaging Films business of the Company was transferred to JPFL Films Private Limited, a Subsidiary Company w.e.f. 02nd August, 2022.

4. QUALITY MANAGEMENT SYSTEM

Our manufacturing units are certified to the following standards:

- ISO 9001: 2015 - QMS
- ISO 14001:2015 – EMS
- ISO 45001:2018 – HEALTH & SAFETY
- ISO 13485:2016 – QMS FOR MEDICAL DEVICE
- OEKO-TEX
- EDANA -QAP
- SEDEX
- ECOVADIS
- CYBERVADIS

5. SUBSIDIARIES/JOINT VENTURES/ASSOCIATE COMPANIES

As on 31st March 2024, the Company has Nine (9) Subsidiaries and Two (2) Associate Companies. Companies which have become or ceased to be Company's Subsidiaries, Joint Venture or Associate Companies, specifics of which can be found in the AOC-1 report, attached as **Annexure I** to this Report.

Pursuant to Section 129(3) of the Companies Act, 2013 and Accounting Standards issued by the Institute of Chartered Accountants of India, Consolidated Financial Statements presented by the Company include the Financial Statements of its Subsidiaries, a complete set of same, along with subsidiary-specific audited accounts and pertinent documentation, is accessible on the Company's website <https://www.jindalpoly.com/download-reports>.

JPFL Films Private Limited, subsidiary has gained status as a material subsidiary within our corporate structure. The Company was incorporated on 24th October, 2018 with the name of J & D Specialty Films Pvt. Ltd. at New Delhi and subsequently name of the Company was changed to JPFL Films Private Limited. M/s Singhi & Co. Chartered Accountants is Statutory Auditors of the above said Company and was appointed on 29th September, 2022. In order to provide clear parameters for such categorization, the Company has devised and implemented a rigorous policy to ascertain what constitutes 'material' subsidiaries. This policy is publicly available and can be reviewed on our Company website at https://www.jindalpoly.com/Uploads/image/112imguf_MaterialSubsidiary-Policy.pdf.

During the year, Honble National Company Law Tribunal (NCLT), Mumbai Bench vide their order dated August 04, 2023 sanctioned the scheme of Amalgamation between SMI Coated Products Pvt Ltd (Transferor Company) and its holding company Jindal Polypack Limited (Formerly known as Jindal Labelling Ltd) (Transferee Company) w.e.f. appointed date May 02, 2022. Subsequently name of Jindal Poly Pack Limited was changed to Jindal SMI Coated Products Ltd w.e.f 12th December, 2023

Acquisition of 100% holding of JPF Netherlands Investment B.V.

During the year, the Company acquired 100% shareholding of JPF Netherlands Investment B.V., a Netherland based entity, which is engaged into the business of packaging films business through its three operational wholly owned subsidiaries based out in France, Italy, and United Kingdom. These operational entities are into the business of manufacturing of specialty, nylon, coated and metalized films and laminates. The products are mainly used as flexible packaging in foods, pharma, and luxury industry. The acquisition of said entity stands completed on 21st July 2023 and it has become the Wholly owned subsidiary of the Company w.e.f. said date.

Investment in the Solar-Power Project

The Board of your Company at its meeting held on 14th August, 2024 has approved to make investment in the Solar-Power Project for captive consumption through the establishment of Special Purpose Vehicles (SPV) namely AMPYR Renewable Energy Resources Twelve A Private Limited, with an proposed investment amount to the extent of INR 20 crores. Upon making of above investment the said SPV would become Associate of your Company.

6. SHARE CAPITAL

During the year under review, the Company's issued, subscribed and paid-up equity share capital, stood at INR 43,78,64,130 divided into 43,786,413 equity shares of INR 10/- each. There was no public issue, rights issue, bonus issue or preferential issue etc. during the year. The Company has also not issued any shares with differential voting rights or sweat equity shares.

The equity shares of the Company are listed with BSE Limited and National Stock Exchange of India Limited. There are no arrears on account of payment of listing fees to the said Stock Exchanges. The Promoters and Persons acting in concert with them holds 74.55% of Total Equity Share Capital of the Company as on 31st March 2024.

7. TRANSFER TO RESERVES

The Company has not transferred any funds to General Reserves out of the amount available for appropriation.

8. DIVIDEND

The Board of Directors has recommended a dividend of INR 5.50 per equity share of INR 10 (Rupees Ten each) (55%) for the financial year ended 31st March 2024. Dividend is subject to approval by shareholder at the ensuing Annual General Meeting. As per the prevailing provisions of the Income Tax Act, 1961, the dividend, if declared, will be taxable in the hands of the Shareholder at the applicable rates. The Company shall, accordingly, make the payment of Final Dividend after deduction of Tax at Source. Regarding the details of procedure for declaration & payment of dividend, shareholders are requested to refer to the Notice of the Annual General Meeting.

9. CAPITAL EXPENDITURE (STANDALONE)

As on 31st March 2024, the Gross Fixed Assets including intangible assets stood at INR 1,53,022.58 Lakhs and Net Fixed Assets stood at INR 1,00,617.84 Lakhs. Additions during the year amounted to INR 4,794.55 Lakhs.

10. CORPORATE GOVERNANCE REPORT AND CODE OF CONDUCT

Your Company is deeply committed to upholding the highest standards of Corporate Governance and continually strives to foster strong trust and relationships with its shareholders, employees, customers, suppliers, and other stakeholders. Our dedication to transparency and accountability is reflected in the comprehensive Corporate Governance section included in the Directors' Report of our Annual Report. This section encompasses the adherence to Corporate Governance norms as prescribed in the Listing Regulations 2015, which is further certified by a Practicing Company Secretary.

Furthermore, the Whole-Time Director provides a declaration affirming compliance with the Company's 'Code of Conduct,' emphasizing our unwavering commitment to ethical practices.

By adhering to these robust measures, your Company ensures the promotion of effective Corporate Governance practices, fostering a culture of integrity and responsible decision-making throughout the organization.

11. RISK MANAGEMENT

Pursuant to Section 134(3)(n) of the Act and Regulation 21 of Listing Regulations, the Company has constituted a Risk Management Committee which has been entrusted with the responsibility to assist the Board in (a) approving the Company's Risk Management Framework and (b) Overseeing all the risks that the organization faces such as strategic, financial, liquidity, security, regulatory, legal, reputational and other risks that have been identified and assessed to ensure that there is a sound Risk Management Policy in place to address such concerns / risks.

The Company has laid down procedures to inform Board members about the risk assessment and minimization procedures. These procedures are periodically reviewed to ensure that executive management controls risk through means of a properly defined framework. The Company has developed a Risk Management Policy for the purpose of identification and monitoring of such risk, that can be accessed on the Company's website at https://www.jindalpoly.com/Uploads/image/437imguf_JindalPolyUpdatedRMCPolicy.pdf.

12. VIGIL MECHANISM AND WHISTLE BLOWER POLICY

The Company has a Whistle Blower Policy and has established the necessary vigil mechanism for Directors and employees in conformation with Section 177(9) & (10) of the Act and Regulation 22 of SEBI Listing Regulations 2015, to report concerns about unethical behaviour. This policy is available on the Company's website at https://www.jindalpoly.com/Uploads/image/125imguf_WHISTLEBLOWERPOLICY.pdf. During the year under review, there was no complaint received under this mechanism.

13. DIRECTORS AND KEY MANAGERIAL PERSONNEL (KMP)S

The Company's Board consists of a skilled team, comprising both executive and non-executive directors. They bring a diverse range of knowledge and expertise to guide the Company's strategic decisions and achieve its business objectives while looking out for the interests of stakeholders.

During the year under review, the non-executive directors had no financial relationships with the Company, except for receiving sitting fees, possible advisory fees, and reimbursement for meeting-related expenses. The Composition of Board is in conformity with the applicable provisions of Act and Listing Regulations.

a) Chairman

- Mr. Sanjeev Aggarwal (DIN: 00006552), the Independent Director of the Company, is the regular Chairman of the Board.

b) Changes to the Board during the year and KMPs Positions:

- Mr. Devinder Kumar Rithaliya (DIN: 01417408) in Board meeting dated 09th August 2023 appointed as an Additional Whole-Time Director, subject to approval of the shareholders of the Company, later on Shareholders confirmed his appointment at the Annual General Meeting held on 29th September, 2023. Mr. Devinder Kumar Rithaliya stepped down as Director of the Company, due to the reason that he is moving in some other role within the B.C. Jindal Group in other Companies, hence tendered his resignation from office of Director and ceased to be director w.e.f 14th August 2024. Apart from above there is no other material reason for his resignation.
- Mr. Punit Gupta (DIN: 00011483), appointed as a Non-Executive Director effective 15th October 2022, subsequently resigned from the said position on 09th August 2023, due to personal reasons.
- On 15th March 2024, Ms. Vaishali Singh (ACS- 15108) resigned from the position of Company Secretary & Compliance Officer due to personal reasons. Mr. Ashok Yadav, Company Secretary by profession (ACS- 14223), has been appointed as the Company Secretary & Compliance Officer of the Company with effect from 18th March 2024.
- Mr. Prakash Matai (DIN 07906108) appointed by the Board of Directors as an Additional Director of the Company on 14th August, 2024 and who holds office up to the date of the forthcoming Annual General Meeting of the Company and who is recommended to be appointed as Director of the Company in the category of Non-executive Director.
- The Act mandates that at least two-third of the total number of directors (excluding independent directors) shall be liable to retire by rotation. Accordingly, Mr. Rathi Binod Pal, Director (DIN: 00092049), Non-Executive Director being the longest in the office among the directors liable to retire by rotation, retire from the Board this year and being eligible, has offered himself for re-appointment in the Annual General Meeting of the Company.

c) Status of Other Directors

- Ms. Sonal Agarwal (DIN: 08212478) has been duly re-appointed as an Independent Director of the Company, in accordance with the resolution passed through the Postal Ballot dated 20th July 2023. Her second term commenced on 28th August 2023 and will conclude on 27th August 2028.
- Mr. Sanjeev Aggarwal (DIN: 00006552) holds the position of Independent Director of the Company.

d) Independent Director's Declaration

All Independent Directors have submitted declarations affirming their independence. They have confirmed their compliance with the requisite criteria as laid out in the Companies Act and SEBI (Listing Obligations and Disclosure Requirements) Regulations, 2015.

14. NUMBER OF MEETING OF BOARD OF DIRECTORS

Throughout the year 08 Board meetings were conducted in respect of which proper notices agenda and relevant annexures were given and the proceedings were properly recorded. Insights of these Board meetings, along with the Directors' attendance records, can be found in the accompanying Corporate Governance Report within this Annual Report.

15. COMMITTEE DETAILS**15.1. AUDIT COMMITTEE**

The Audit Committee's composition meets with requirements of Section 177 of the Companies Act, 2013 and Regulation 18 of the Listing Regulations, 2015. For details of the meetings of the Audit Committee and attendance of the Members, please refer to Corporate Governance Report attached to this Annual Report.

15.2. NOMINATION & REMUNERATION COMMITTEE

The Nomination & Remuneration Committee's (NRC) composition meets with requirements of Section 178 of the Companies Act, 2013 and Regulation 19 of the Listing Regulations, 2015. For details of the meetings of the NRC Committee and attendance of the Members, please refer to Corporate Governance Report attached to this Annual Report.

15.3. STAKEHOLDERS' RELATIONSHIP COMMITTEE

The Stakeholders' Relationship Committee's (SRC) composition meets with requirements of Section 178(5) of the Companies Act, 2013 and Regulation 20 of the Listing Regulations, 2015. For details of the meetings of the SRC Committee and attendance of the Members, please refer to Corporate Governance Report attached to this Annual Report.

15.4. RISK MANAGEMENT COMMITTEE

The Risk Management Committee's (RMC) composition meets with requirements of Regulation 21 of the Listing Regulations, 2015. For details of the meetings of the RMC Committee and attendance of the Members, please refer to Corporate Governance Report attached to this Annual Report.

16. POLICY ON BOARD DIVERSITY

Recognizing the vital role of Board diversity in its success, your Company actively seeks a broad array of expertise encompassing financial acumen, global business understanding, leadership, technological insight, mergers & acquisitions knowledge, strategic planning, sales, marketing, and ESG norms. The Board's diversity policy encapsulates this approach.

The Nomination and Remuneration Committee, tasked with reviewing Board composition, recommends new director appointments and oversees annual reviews of Board effectiveness. The Committee has formalized a policy promoting Board diversity, fostering a rich and varied array of directorial insights.

17. STATEMENT OF BOARD OF DIRECTORS

The Board of Directors of the Company are of the opinion that the Directors of the Company appointed/re-appointed during the year possesses integrity, relevant expertise and experience (including the proficiency) required to best serve the interest of the Company. The Directors have confirmed compliance of relevant provisions of Rule 6 of the Companies (Appointments and Qualifications of Directors) Rules, 2014.

18. FAMILIARIZATION PROGRAMME FOR THE INDEPENDENT DIRECTORS

The Company follows a well-structured induction programme for orientation and training of Directors at the time of their joining so as to provide them with an opportunity to familiarise themselves with the Company, its management, its operations and the industry in which the Company operates.

At the time of appointing a Director, a formal letter of appointment is given to him/her, which inter alia explains the role, function, duties and responsibilities expected of him/her as a Director of the Company. The Director is also explained in detail the Compliance required from him/ her under the Companies Act, 2013, the Listing Regulations and other relevant regulations and affirmation taken with respect to the same. The induction programme includes:

- 1) For each Director, a one-to-one discussion with the Chairman and Managing Director to familiarise the former with the Company's operations.
- 2) An opportunity to interact with the CFO & Company Secretary, business heads and other senior officials of the Company, who also make presentations to the Board members on a periodical basis, briefing them on the operations of the Company, strategy, risks, new initiatives, etc.

The details of the familiarization programme may be accessed on the Company's corporate website at [https://www.jindalpoly.com/Uploads/image/483imguf_JPFL_FAMILIARIZATION-PROGRAMME-FOR-ID-FY23\(2\).pdf](https://www.jindalpoly.com/Uploads/image/483imguf_JPFL_FAMILIARIZATION-PROGRAMME-FOR-ID-FY23(2).pdf).

19. PERFORMANCE EVALUATION OF THE BOARD AND ITS' COMMITTEES DIRECTORS

In terms of provisions of Companies Act, 2013 read with the Rules issued thereunder and Listing Regulations, the Board has adopted a formal mechanism for evaluating the performance of its Board, Committees and individual Directors, including the Chairman of the Board. Further, a structured performance evaluation exercise was carried out based on criteria such as:

- Board/Committees composition.
- Structure and responsibilities thereof.
- Ethics and Compliance.
- Effectiveness of Board processes.
- Participation and contribution by members.
- Information and functioning.
- Specific Competency and Professional Experience /Expertise.
- Business Commitment & Organizational Leadership.
- Board/Committee culture and dynamics; and
- Degree of fulfilment of key responsibilities, etc.

The performance of Board, Committees thereof, Chairman, Executive and Non-Executive Directors and individual Directors is evaluated by the Board. The Independent Directors of the Company have also convened a separate meeting for this purpose. The results of such evaluation are presented to the Board of Directors. Performance evaluation of independent directors was done by the entire board, excluding the independent director being evaluated.

20. DIRECTORS' RESPONSIBILITY STATEMENT

Pursuant to Section 134(5) of the Act, the Board of Directors, based on the assurance given of the business operations, to the best of their knowledge and ability, confirm that:

- i. in the preparation of the annual accounts, the applicable accounting standards have been followed and that there are no material departures.
- ii. they have, in the selection of the accounting policies, consulted the Statutory Auditors and have applied their recommendations consistently and made judgements and estimates that are reasonable and prudent so as to give a true and fair view of the state of affairs of the Company at the end of financial year and of the profit of the Company for that period.
- iii. they have taken proper and sufficient care to the best of their knowledge and ability, for the maintenance of adequate accounting records in accordance with the provisions of the Act, for safeguarding the assets of the Company and for preventing and detecting fraud and other irregularities.
- iv. they have prepared the annual accounts on a going concern basis.
- v. they have laid down internal financial controls to be followed by the Company and that such internal financial controls were adequate and operating effectively; and
- vi. they have devised proper system to ensure compliance with the provisions of all applicable laws and that such systems were adequate and operating effectively.

21. REMUNERATION POLICY

The Remuneration Policy, inter-alia, includes remuneration structure & components, etc. of the Directors, KMPs and other senior management personnel of the Company. The Remuneration Policy contains provisions about the payment of fixed & variable components of remuneration to the Whole-Time Director and payment of sitting fee & commission to the non- executive Directors and describes fundamental principles for determination of remuneration of senior management personnel and other employees.

In pursuance of the provisions of Section 178 of the Companies Act, 2013 and SEBI Listing Regulations 2015, the Company has formulated a Remuneration Policy which is available at Company's website https://www.jindalpoly.com/Uploads/image/115imguf_Remuneration-Policy.pdf.

22. DIVIDEND DISTRIBUTION POLICY

Under the regulation 43A of SEBI (Listing Obligations and Disclosure Requirements) Regulations, 2015, as amended, the Company has formulated a dividend distribution policy which aims to maintain a balance between profit retention and a fair, sustainable and consistent distribution of profits among its members. The policy sets out the parameters and circumstances that will be taken into account by the Board in determining the distribution of dividend to its shareholders. The policy is available on the website of the Company under 'Investor Relations' section at https://www.jindalpoly.com/Uploads/image/337imguf_JPFLDividend-Distribution-policy.pdf.

23. CORPORATE SOCIAL RESPONSIBILITY (CSR)

As a constituent of B.C. Jindal Group, your Company's commitment to Corporate Social Responsibility (CSR) and societal sustainable development is unwavering. A specialized CSR Committee ensures every Board decision considers its social and environmental implications. Our adherence to Section 135 of the Companies Act, 2013, and the CSR Policy Rules, 2014, is demonstrated through the implementation of a comprehensive CSR policy. This policy, accessible on our website at the https://www.jindalpoly.com/Uploads/image/442imguf_JPFLCSRPolicy_16.02.2023.pdf, guides our CSR initiatives.

The CSR section of this Annual Report meticulously documents our year's initiatives. Compliance with the CSR Policy Rules, 2014 is outlined in a detailed report in **Annexure - II**. For additional CSR Committee details, please refer to the enclosed Corporate Governance Report.

24. AUDITORS

a) Statutory Auditors

At the 48th Annual General Meeting (AGM), the Members of the Company approved the reappointment of Singhi & Co. Chartered Accountants, as Statutory Auditors of the Company for a second term of five years from

the conclusion of 48th AGM till the conclusion of 53rd AGM of the Company to be held in the year 2027, to examine and audit the accounts of the Company.

The Auditors' Report and Notes on Accounts for the financial year 2023-24 are self-explanatory and therefore do not call for any further comments. There are no observations (including any qualification, reservation, adverse remark or disclaimer) of the Auditors in their Audit Report that may call for any explanation from the Directors. Further, the notes to accounts referred to in the Auditor's Report are self-explanatory.

During the year, the Auditor had not reported any matter under Section 143 (12) of the Companies Act, 2013, therefore no detail is required to be disclosed under Section 134(3) of the Companies Act, 2013.

b) Secretarial Auditors

In pursuance of the provisions of Section 204 of the Companies Act, 2013 and Regulation 24A of SEBI (LODR) Regulations 2015, the Board of Directors of the Company had appointed M/s DMK Associates, Practicing Company Secretaries for conducting secretarial audit of the Company for the financial year 2024-25. Further pursuant to Regulation 24A of SEBI (LODR) Regulations 2015, Secretarial Audit in respect of the Company and JPFL Films Private Limited, unlisted material subsidiary of the Company has also been done by M/s DMK Associates, Practicing Company Secretaries.

There are no observations (including any qualification, reservation, adverse remark or disclaimer) of the Secretarial Auditor in Secretarial Audit Reports that may call for any explanation from the Directors. The said Secretarial Audit Reports are annexed as **Annexure - III** to this Report.

During the year, the Auditor had not reported any matter under Section 143 (12) of the Companies Act, 2013, therefore no detail is required to be disclosed under Section 134(3) of the Companies Act, 2013.

c) Cost Audit

The Company had transferred its Packaging Films Business through Business Transfer Agreement to JPFL Films Private Limited, a subsidiary of the Company on 02nd August 2022. Subsequent to this transition, the Harmonized System Nomenclature (HSN) code associated with our remaining manufacturing operations, specifically pertaining to non-woven fabrics, is not enumerated within the ambit of 'specified goods' as specified by the Central Government. Consequently, the Company now stands exempt from the mandates of cost audit as prescribed under Section 148 of the Companies Act 2013.

d) Internal Auditors

During the year under review, M/s B.K. Shroff & Co, Chartered Accountants conducted internal audit of the Company. Pursuant to the provisions of Section 138 of the Companies Act, 2013 read with Companies (Accounts) Rules 2014, the Board had appointed Mr. Gaurav Jain, Chartered Accountant as Internal Auditor for conducting the Internal Audit of the Company for the financial year 2024-25.

25. SECRETARIAL STANDARDS

During the year, the Company has complied with applicable Secretarial Standards issued by the Institute of the Company Secretaries of India.

26. PARTICULARS OF CONTRACTS OR ARRANGEMENTS WITH RELATED PARTY

With reference to Section 134(3)(h) of the Companies Act, 2013, all contracts and arrangements with related parties under Section 188(1) of the Act, entered into by the Company during the Financial Year, were in the ordinary course of business and on an arm's length basis. The details of the Related party transactions (RPTs) as required under Accounting Standard are set out in Note 41 to the Standalone Financial Statements forming part of this Annual Report. No Material Related Party Transactions, i.e., Transactions amounting to ten percent or more of the annual consolidated turnover as per the last Audited Financial Statements, were entered during the year by your Company. Accordingly, the disclosure of Related Party Transactions to be provided under section 134(3)(h) of the Companies Act, 2013, in Form AOC – 2 is not applicable.

During the year 2023-24, pursuant to section 177 of the Act and regulation 23 of Listing Regulations, 2015, all RPTs were placed before the audit committee for its approval. All RPTs during the year were conducted at arms' length and were in the ordinary course of business. Prior omnibus approval of the Audit Committee has been obtained for the transactions which are of foreseen and repetitive nature. The transactions entered into pursuant to the omnibus approval are presented to the Audit Committee by way of a statement giving details of all related party transactions. The Company has developed a Related Party Transactions Policy for the purpose of identification and monitoring of such transactions and can be accessed on the Company's website at https://www.jindalpoly.com/Uploads/image/114imguf_Policy-on-Related-Party-Transactions.pdf.

27. INTERNAL FINANCIAL CONTROLS SYSTEMS

The Company has policies and procedures in place for ensuring orderly and efficient conduct of its business including adherence to the Company's policies, the safeguarding of its assets, the prevention and detection of frauds and errors, the accuracy and completeness of the accounting records and the timely preparation of reliable financial information.

The internal financial control is designed to ensure that the financial and other records are reliable for preparing Financial Statements and other data, and for maintaining accountability of persons. The audit observations and corrective action, if any, taken thereon are periodically reviewed by the Audit committee to ensure effectiveness of the Internal Financial Control System.

28. PUBLIC DEPOSITS

The Company has not accepted deposit from the public within the ambit of Section 73 of the Companies Act, 2013 and The Companies (Acceptance of Deposits) Rules, 2014.

29. MANAGEMENT DISCUSSION & ANALYSIS REPORT

Pursuant to regulations 34 of the Listing Regulations, Management's Discussion and Analysis Report for the year is presented in a separate section forming part of the Annual Report.

30. BUSINESS RESPONSIBILITY AND SUSTAINABILITY REPORT

In today's world, enterprises are recognized as pivotal elements of our social system. They hold a responsibility not only to their shareholders in terms of revenue and profitability, but also to the wider society which equally stands as a stakeholder.

The Business Responsibility and Sustainability Report (BRSR) serves to disclose the Company's performance in alignment with the nine principles of the "National Guidelines on Responsible Business Conduct" (NGRBCs). According to SEBI Circulars, the compilation and submission of the BRSR is compulsory for the top one thousand listed companies based on market capitalization, a criterion your Company comfortably meets. The BRSR detailing the Company's initiatives from an environmental, social, and governance standpoint, formatted as mandated by SEBI, is annexed to this Report.

31. INDIAN ACCOUNTING STANDARDS, 2015

The annexed Financial Statements comply in all material aspects with Indian Accounting Standards (Ind AS) notified under section 133 of the Act, Companies (Indian Accounting Standards) Rules, 2015 and other relevant provisions of the Act.

32. CHANGE IN NATURE OF BUSINESS, IF ANY

The Company had transferred its Packaging Films Business through Business Transfer Agreement to JPFL Films Private Limited, a subsidiary of the Company during the FY 2022-23. Apart from above there is no change nature of Business of the Company.

33. INVESTOR EDUCATION AND PROTECTION FUND (IEPF)

In accordance with Section 125 of the Companies Act, 2013, the Company has been transferring relevant amount of unpaid or unclaimed amounts and shares that have exceeded a seven-year period, to the Investor Education and

Protection Fund (IEPF) on their respective due dates.

As stipulated by the Investor Education and Protection Fund (Accounting, Audit, Transfer & Refund) Rules, 2016, the Company has made the details of the unclaimed and unpaid amounts currently held by the Company available on the Ministry of Corporate Affairs' website. Shareholders are encouraged to review the Notice of the Annual General Meeting for details on the amounts and respective shares projected to be transferred to the IEPF in the forthcoming year.

34. EXTRACT OF ANNUAL RETURN

Pursuant to the provisions of section 92(3) of the Companies Act, 2013 and rule 12(1) of the Companies (Management and Administration) Rules, 2014, the draft Annual Return of the Company in the prescribed form as on 31st March 2024 is available on the website of the Company at <https://www.jindalpoly.com/download-reports> .

35. PARTICULARS OF LOANS, GUARANTEES OR INVESTMENTS

The Company have duly complied with the provision of Section 186 of the Companies Act, 2013 during the year under review. The details of loans, guarantees and investments are covered in the notes to the Financial Statements.

36. ENERGY CONSERVATION, TECHNOLOGY ABSORPTION AND FOREIGN EXCHANGE EARNINGS AND OUTGO

Information pursuant to the provisions of Section 134(3) (m) of the Companies Act, 2013 read with Rule 8(3) of the Companies (Accounts) Rules, 2014 relating to conservation of energy, technology absorption & foreign exchange earnings and outgo is given by way of **Annexure- V** to this Report.

37. EMPLOYEE STOCK OPTION, SWEAT EQUITY AND EQUITY SHARES WITH DIFFERENTIAL VOTING RIGHTS

The Company did not issue any Employee Stock Options, Sweat Equity Shares and Equity Shares with differential voting rights during the year 2023-24.

38. PARTICULARS OF EMPLOYEES AND REMUNERATION

In terms of the provisions of Section 197(12) of the Companies Act, 2013 read with rules 5(2) and 5(3) of the Companies (Appointment and Remuneration of Managerial Personnel) Rules, 2014, a statement showing the names and other particulars of the employees drawing remuneration in excess of the limits set out in the said Rules are provided as **Annexure IV**. Disclosures pertaining to remuneration and other details as required under Section 197(12) of the Companies Act, 2013 read with rule 5(1) of the Companies (Appointment and Remuneration of Managerial Personnel Rules, 2014)

Having regard to the provisions of the first proviso to Section 136(1) of The Companies Act, 2013 and as advised, the Annual Report excluding the aforesaid information is being sent to the members of the Company. The said information is available for inspection on all working days, during business hours, at the Registered Office of the Company. Any member interested in obtaining a copy of the same may write to the Company Secretary at cs_jpoly@Jindalgroup.com.

39. DISCLOSURE UNDER SEXUAL HARASSMENT OF WOMEN AT WORKPLACE (PREVENTION, PROHIBITION AND REDRESSAL) ACT, 2013

The Company has in place a policy on prevention of Sexual Harassment at workplace. This policy is in line with the requirements of the Sexual Harassment of Women at the Workplace (Prevention, Prohibition & Redressal) Act, 2013 and the Rules thereunder for prevention and redressal of complaints of sexual harassment at workplace.

As per the said Policy, an Internal Complaints Committee is also in place to redress complaints received regarding sexual harassment. There was no complaint received from any employee during the financial year 2023-24.

40. CASH FLOW ANALYSIS

In compliance with the provisions of Regulation 34 of the Listing Regulations, 2015, the Cash Flow Statement for the year ended 31st March 2024 forms part of this Annual Report.



41. INDUSTRIAL RELATIONS

During the year under review, harmonious industrial relations were maintained in your Company.

42. SAFETY, HEALTH AND ENVIRONMENT MEASURES

Protection of the environment is the prime concern of your Company. Your Company complies with the relevant laws and regulations as well as takes additional measures considered if necessary, to prevent pollution, maximize recycle, reduce waste, discharges and emissions.

43. SIGNIFICANT AND MATERIAL ORDERS PASSED BY THE REGULATORS OR COURTS

During the year under review, no significant / material orders were passed by the regulators or the Courts or the Tribunals impacting the going concern status and the Company's operations in future.

44. MATERIAL CHANGES AND COMMITMENTS, IF ANY, AFFECTING FINANCIAL POSITION OF THE COMPANY

There were no other material changes / commitments affecting the financial position of the Company or that may require disclosure, between 31st March 2024, and the date of Board's Report.

45. PROCEEDINGS UNDER INSOLVENCY AND BANKRUPTCY CODE, 2016

Pursuant to the provisions of the Insolvency and Bankruptcy Code, 2016, there was one case pending against the Company in NCLT Allahabad filed by an operational creditor. This matter has already dismissed by NCLT Allahabad. Against the Order of Allahabad NCLT, the party has filed appeal before NCLAT which is pending for adjudication. The matter is sub judice and there is no material impact of this case on the Company.

46. THE DETAILS OF DIFFERENCE BETWEEN AMOUNT OF THE TIME OF ONE-TIME SETTLEMENT AND THE VALUATION DONE WHILE TAKING LOAN FROM THE BANK OR FINANCIAL INSTITUTIONS ALONG WITH THE REASONS THEREOF.

No such event has occurred during the year under review.

47. ACKNOWLEDGEMENT

Your directors would like to sincerely express their gratitude to the financial institutions, banks, and various state and central government authorities for their invaluable cooperation extended to the Company. They also wish to extend their heartfelt thanks to our shareholders, customers, suppliers, and distributors for the unwavering confidence they have placed in the Company. The dedication and contributions of our employees have been instrumental in achieving our remarkable results. Our directors take this opportunity to express their deep appreciation to them and encourage them to uphold their commitment to excellence in the years ahead.

For and on Behalf of Board of Directors

Date: 5th September, 2024

Place: Gurugram

Sd/-
Vijender Kumar Singhal
Whole-Time Director & CFO
DIN: 09763670

Sd/-
Rathi Binod Pal
Director
DIN: 00092049

Annexure- I
FORM AOC-1

(Pursuant to the first proviso to sub-section (3) of section 129 read with rule 5 of Companies (Accounts) Rules, 2014)

Part "A": Subsidiaries

The Statement contains salient features of the Financial Statement of subsidiaries.

(₹ In Lakhs)

S.N.	Particulars	JPF Private Limited	Jindal India Limited	Jindal Imaging Limited	Jindal Specialty Films Limited	Universus Poly & Steel Limited	Jindal SMI Coated Products Limited (formerly known as Jindal Polypack Limited)	Universus Commercial Properties Limited	Global Nonovens Limited	JPF Netherlands Investment B.V. (Reporting Currency is EUR, However Financials converted into INR and Audited as per Ind AS)
1	Name of the Subsidiary	JPF Private Limited	Jindal India Limited	Jindal Imaging Limited	Jindal Specialty Films Limited	Universus Poly & Steel Limited	Jindal SMI Coated Products Limited (formerly known as Jindal Polypack Limited)	Universus Commercial Properties Limited	Global Nonovens Limited	JPF Netherlands Investment B.V. (Reporting Currency is EUR, However Financials converted into INR and Audited as per Ind AS)
2	Date since when the subsidiary was acquired	Since Incorporation	Since Incorporation	Since Incorporation	26.08.2021	13.11.2021	Since Incorporation	Since Incorporation	29.03.2023	21.07.2023
3	Reporting period	01.04.2023 to 31.03.2024	01.04.2023 to 31.03.2024	01.04.2023 to 31.03.2024	01.04.2023 to 31.03.2024	01.04.2023 to 31.03.2024	01.04.2023 to 31.03.2024	01.04.2023 to 31.03.2024	01.04.2023 to 31.03.2024	21.07.2023 to 31.03.2024
4	Reporting Currency and Exchange rate	INR	INR	INR	INR	INR	INR	INR	INR	INR
5	Share Capital	10.00	281.67	10.00	5.00	905.00	10.00	5.00	5.00	3,519.02
6	Reserves & Surplus	(1,28,800.52)	12,492.74	(12.78)	(13.53)	(241.44)	3,517.47	(2.02)	(1.93)	10,283.78
7	Total Assets	4,28,664.02	12,792.48	0.76	2.57	8,836.45	24,476.96	3.29	3.46	49,872.56
8	Total Liabilities	5,57,454.54	18.07	3.53	11.10	8,172.89	20,949.51	0.31	0.39	36,069.82
9	Investments	-	4,156.25	-	-	6.94	-	-	-	-
10	Turnover/Other Income	2,80,078.18	668.84	-	0.06	669.42	30,296.63	-	-	37,756.37
11	Profit before taxation	(30,642.83)	(397.46)	(0.90)	(4.88)	(71.88)	1,143.53	(1.18)	(0.46)	(3,759.28)
12	Provision for taxation	(7,795.94)	(114.44)	-	-	23.76	253.34	-	-	(635.91)
13	Profit after taxation	(22,846.90)	(283.02)	(0.90)	(4.88)	(95.65)	890.20	(1.18)	(0.46)	(3,123.37)
14	Proposed Dividend	NIL	NIL	NIL	NIL	NIL	NIL	NIL	NIL	NIL
15	Shareholding (in %)	99.97	100	100	100	100	100	100	100	100

Notes:

- Names of subsidiaries which are yet to commence operations: Global Nonovens Limited, Universus Commercial Properties Limited
- Names of subsidiaries which have been liquidated or sold during the year: Not Applicable

**Part "B": Associates and Joint Ventures**

Statement pursuant to Section 129 (3) of the Companies Act, 2013 related to Associate Companies and Joint Ventures.

(₹ In Lakhs)

S.N.	Particulars		
1	Name of Associates/Joint Venture	Enerlite Solar Films India Private Limited	Jindal Semiconductor Limited (Formerly known as "Jindal Bauxite Limited")
2	Latest audited Balance Sheet Date	31st March, 2024	31st March, 2024
3	Date on which the Associate or Joint Venture was associated or acquired	09th February 2022	16th March 2023
	Shares of Associate/ Joint Venture held by the Company on the year end		
	Number	4,62,000	1,00,000
	Amount of Investment in Associates/Joint Venture	46,20,000	10,00,000
	Extend of Holding %	33.05%	45%
4	Description of how there is a significant influence	Associate Company	Associate Company
5	The reason why the associate/joint venture is not consolidated	Not Applicable	Not Applicable
6	Net worth attributable to Shareholding as per latest audited Balance Sheet	(263.33)	(58.33)
7	Profit / (Loss) for the year	(549.24)	(93.97)
8	Considered in Consolidation	Yes	Yes
9	Not Considered in Consolidation	Not Applicable	Not Applicable

Notes:

- Names of associates or joint ventures which are yet to commence operations: Jindal Semiconductors Limited
- Names of associates or joint ventures which have been liquidated or sold during the year: Not Applicable

For and on Behalf of Board of Directors

Sd/-
Vijender Kumar Singhal
Whole-Time Director & CFO
DIN: 09763670

Sd/-
Rathi Binod Pal
Director
DIN: 00092049

Sd/-
Ashok Yadav
(Company Secretary)
ACS -14223

Date: 30th May, 2024
Place: New Delhi

ANNUAL REPORT ON CORPORATE SOCIAL RESPONSIBILITY (CSR) ACTIVITIES
For Financial Year 2023-24
[Pursuant to Section 135 of the Companies Act, 2013 and The Companies
(Corporate Social Responsibility Policy) Rules, 2014]
1. Brief outline on Corporate Social Responsibility (CSR) Policy of the Company:

Our Company's Corporate Social Responsibility (CSR) Policy is designed to guide us in making a positive impact on society while keeping in line with our business activities. Our guiding principles assert that our CSR projects must bring significant value to beneficiaries, align with our business scope, address the needs of the communities we operate in, and contribute to creating self-sustaining movements. Key focus areas include.

- enhancing livelihood through skill development,
- promoting education and sports,
- improving healthcare and sanitation,
- ensuring environmental sustainability,
- promoting gender equality,
- empowering marginalized groups.

Our CSR activities can be expanded upon the recommendation of the CSR Committee and approval from our Board of Directors in accordance with Schedule VII of the Act. Governance of this policy is overseen by the Board and the CSR Committee, which ensures that all CSR initiatives align with the policy and the Companies Act, 2013. The Committee also develops and executes an Annual Action Plan outlining the CSR projects for the year. The Board reviews this plan, monitors the implementation of projects, and ensures that funds are utilized for their approved purposes. Modifications to the projects or fund utilization plans can be made with reasonable justification.

2. Composition of CSR Committee:

The CSR Committee of the Company consists of the following members:

SN	Name of Director	Designation / Nature of Directorship	Number of meetings of CSR Committee held during the year	Number of meetings of CSR Committee attended during the year
1	Mr. Sanjeev Aggarwal	Chairman, Independent Director	2	2
2	Mrs. Sonal Agarwal	Member, Independent Director	2	2
3	Mr. Rathi Binod Pal	Member, Non-Executive Director	2	2

3. Web-link(s) where Composition of CSR Committee, CSR Policy and CSR Projects approved by the Board are disclosed on the website of the Company:

https://www.jindalpoly.com/Uploads/image/336imguf_CompositionofCommittees.pdf

and https://www.jindalpoly.com/Uploads/image/442imguf_JPFLCSRPolicy_16.02.2023.pdf

4. Executive summary along with weblink of Impact Assessment of CSR projects carried out in pursuance of sub-rule (3) of rule 8 of the Companies (Corporate Social Responsibility Policy) Rules, 2014, is attached:
Executive Summary:

1. To assess the increase in the farmers income from the intervention against the baseline data and improvement in the social condition.
2. To understand the changes in the farming landscape and economic effects due to the intervention in the region/cluster.
3. To review the financial spending and its rationalization with project planning.
4. weblink to assess Impact Assessment of CSR
https://www.jindalpoly.com/Uploads/image/560imguf_CSRImapctReport22-23.pdf



5. (a) Average net profit of the Company as per section 135(5) of the Act, 2013: **Rs. 1,00,376 Lakhs**
- (b) Two percent of average net profit of the Company as per Section 135(5) of the Act,2013: **Rs. 2,007.52 Lakhs**
- (c) Surplus arising out of the CSR projects or programmes or activities of the previous financial years: **NIL.**
- (d) Amount required to be set off for the financial year, if any: **Rs. 62.71 Lakhs**
- (e) Total CSR obligation for the financial year (5b+5c-5d): **Rs. 1,944.81 Lakhs**
6. (a) Amount spent on CSR Projects (both Ongoing Projects and Other than Ongoing Projects): **Rs. 1,672.38 Lakhs**
- (b) Amount spent on Administrative Overheads: Nil
- (c) Amount spent on Impact Assessment: Nil
- (d) Total Amount spent for the Financial Year (6a+6b+6c): **Rs. 1,672.38 Lakhs**
- (e) CSR amount spent or unspent for the financial year

(Rs. in Lakhs)

Amount Unspent					
Total Amount Spent for the F.Y. (Rs. in Lakhs)	Total Amount transferred to Unspent CSR Account as per section 135(6)		Amount transferred to any fund specified under Schedule VII as per second proviso to Section 135(5)		
	Amount	Date of transfer	Name of the Fund	Amount	Date of transfer
Rs. 1672.38 Lakhs	281.63	30 th April 2024		NIL	

- (f) Excess amount for set off, if any-

Sl. No.	Particular	Amount (in Lakhs)
(1)	(2)	(3)
(i)	Two percent of average net profit of the Company as per section 135(5)	Rs. 1,944.81 Lakhs
(ii)	Total amount spent for the Financial Year	Rs. 1,954.01 Lakhs
(iii)	Excess amount spent for the financial year [(ii)-(i)]	Rs. 9.20
(iv)	Surplus arising out of the CSR projects or programmes or activities of the previous financial years, if any	NIL
(v)	Amount available for set off in succeeding financial years[(iii)-(iv)]	Rs. 9.20

7. Details of Unspent CSR amount for the preceding three financial years:

Sl. No.	Preceding Financial Year	Amount transferred to Unspent CSR Account under section 135 (6) (in Lakhs)	Amount spent in the Reporting Financial Year (in Lakhs)	Amount transferred to a fund as specified under Schedule VII as per second provision to section 135(5), if any			Amount remaining to be spent in the succeeding financial years (In Lakhs)
				Name of the Fund	Amount (In Rs)	Date of transfer	
1.	2022-23	211.32	120.47				90.85
2.							
3.							
	Total						



8.	Whether any capital assets have been created or acquired through CSR amount spent in the Financial Year: Yes/No	Not Applicable
	If yes, enter the number of Capital assets Created/acquired	

Furnish the details relating to such assets so created or acquired through CSR amount spent in Financial Year: Not Applicable

Sl. No.	Short particulars of the property or assets (including complete address and location of property)	PIN Code of property or assts	Date of creation	Amount of CSR amount spent (Rs.)	Details of entity / authority / beneficiary of the registered owner		
(1)	(2)	(3)	(4)	(5)	(6)		
					CSR Registration Number, if applicable	Name	Registered address

(All the fields should be captured as appearing in the revenue record, flat no, house no, municipal office / corporation/ gram panchayat are to be specified and also the area of immovable property as well as boundaries)

9. Specify the reason(s), if the Company has failed to spend two per cent of the average net profit as per section 135(5):

Not Applicable

Sd/-
Rathi Binod Pal
(Member, CSR Committee)
DIN: 00092049

Sd/-
Sanjeev Aggarwal
(Chairman, CSR Committee)
DIN: 00006552

Date: 05th September 2024
Place: Gurugram



**FORM NO. MR-3
SECRETARIAL AUDIT REPORT
FOR THE FINANCIAL YEAR ENDED 31.03.2024**

[Pursuant to Section 204(1) of the Companies Act, 2013 read with Rule No.9 of the Companies (Appointment and Remuneration of Managerial Personnel) Rules, 2014 and Regulation 24A of the SEBI (Listing Obligations and Disclosure Requirements) Regulations, 2015]

To,
The Members,
M/s JINDAL POLY FILMS LIMITED
CIN: L17111UP1974PLC003979
19 Km Hapur Bulandshahr Road,
P.O. Gulaothi, Bulandshahr,
Uttar Pradesh-245408

We have conducted the secretarial audit of the compliance of applicable statutory provisions and the adherence to good corporate practices by **Jindal Poly Films Limited** (hereinafter called "**the Company**"). Secretarial Audit was conducted in a manner that provided us a reasonable basis for evaluating the corporate conduct/statutory compliances and expressing our opinion thereon.

Based on our verification of the Company's books, papers, minute books, forms and returns filed and other records maintained by the Company and also the information provided by the Company, its officers, agents and authorized representatives during the conduct of Secretarial Audit, we hereby report that in our opinion, the Company has during the audit period covering the financial year ended on 31 March 2024 ("**Audit Period**") complied with the statutory provisions listed hereunder and also that the Company has proper Board-processes and compliance-mechanism in place to the extent, in the manner and subject to the reporting made hereinafter along with **Annexure-A** attached to this report:-

We have examined the books, papers, minute books, forms and returns filed and other records maintained by the Company for the financial year ended on 31 March 2024 according to the provisions of:

- (i) The Companies Act, 2013 (the "**Act**") and the rules made thereunder;
- (ii) The Securities Contracts (Regulation) Act, 1956 and the rules made thereunder;
- (iii) The Depositories Act, 1996 and the Regulations and Byelaws framed thereunder;
- (iv) Foreign Exchange Management Act, 1999 and the rules and regulations made thereunder to the extent of Foreign Direct Investment("FDI"), Overseas Direct Investments ("ODI") and External Commercial Borrowings("ECB");
(No fresh FDI and ECB was taken by the Company during the Audit Period)
- (v) The Regulations and Guidelines prescribed under the Securities and Exchange Board of India Act, 1992 ('**SEBI Act**') as amended from time to time.
 - (a) Securities and Exchange Board of India (Listing Obligations and Disclosure Requirements) Regulations, 2015(herein after referred as "**SEBI LODR**");
 - (b) Securities and Exchange Board of India (Prohibition of Insider Trading) Regulations, 2015;
 - (c) Securities and Exchange Board of India (Depositories and Participants) Regulations, 2018 and circulars/guidelines issued thereunder;
 - (d) Securities and Exchange Board of India (Substantial Acquisition of Shares and Takeovers) Regulations, 2011;
 - (e) Securities and Exchange Board of India (Issue of Capital and Disclosure Requirements) Regulations, 2018;
(Not applicable to the Company during the review period)
 - (f) The Securities and Exchange Board of India (Share Based Employee Benefits and Sweat Equity) Regulations,2021(**Not applicable to the Company during the review period**).
 - (g) Securities and Exchange Board of India (Buyback of Securities) Regulations, 2018; **(Not applicable to the Company during the review period);and**

(h) Securities and Exchange Board of India (Issue and Listing of Non-Convertible Securities) Regulations, 2021
(Not applicable to the Company during the review period).

(vi) As per the information provided and confirmed by the management, following sector specific laws applicable on the Company are as follows:

ACTS SPECIFICALLY APPLICABLE TO THE COMPANY AS IDENTIFIED BY THE MANAGEMENT:

- (i) The Boilers Act, 1923 and rules made thereunder;
- (ii) Legal Metrology Act, 2009 and rules made thereunder and
- (iii) The Petroleum Act, 1934 and rules made thereunder.

LABOUR, INDUSTRIAL AND ENVIRONMENTAL LAWS APPLICABLE TO THE COMPANY AS IDENTIFIED BY THE MANAGEMENT

1. The Factories Act, 1948 and rules made thereunder,
2. The Payment of Wages Act, 1936 and rules made thereunder,
3. Minimum Wages Act, 1948 and the rules made thereunder,
4. Employees' State Insurance Act, 1948 and rules made thereunder,
5. The Employees Provident Fund and Miscellaneous Provisions Act, 1952 and the rules made thereunder,
6. Payment of Bonus Act, 1965 and rules made thereunder,
7. The Payment of Gratuity Act, 1972 and rules made thereunder,
8. The Contract Labour (Regulation and Abolition) Act, 1970 and rules made thereunder,
9. The Industrial Dispute Act, 1947 and rules made thereunder,
10. The Industrial Employment (Standing Orders) Act, 1946 and rules made there under,
11. Equal Remuneration Act, 1976 and rules made thereunder,
12. The Trade Union Act, 1926 and rules made thereunder,
13. The State Labour Welfare Fund, 1953,
14. The Employees Compensation Act, 1923 and rules made thereunder,
15. Maternity Benefit Act, 1961 and rules made there under,
16. Personal Injuries (Compensation Insurance) Act, 1963 and rules made there under,
17. The Air (Prevention and Control of Pollution) Act, 1981 and rules made thereunder,
18. The Water (Prevention and Control of Pollution) Act, 1974 and rules made thereunder,
19. Hazardous Waste (Management & Handling) Rules, 1989 and Amendment Rules, 2003
20. Environment Protection Act, 1986 and the rules made thereunder.
21. Statistics Act, 2008 and rules framed thereunder,
22. The Maharashtra Workmen's Minimum House Rent Allowance Act, 1983 and rules made thereunder,
23. Sexual Harassment of Women at Workplace (Prevention, Prohibition and Redressal) Act, 2013 and rules made thereunder,
24. The Maharashtra State Tax on Professions, Trades, Callings and Employments Act, 1975 and rules made thereunder.

We have also examined compliance with the applicable clauses of the following:

- (i) Secretarial Standards issued by The Institute of Company Secretaries of India (SS-1 and SS-2).
- (ii) The Listing Agreements entered into by the Company with BSE Limited ("BSE") and National Stock Exchange of India Limited ("NSE").



During the period under review, the Company has complied with the provisions of the Act, Rules, Regulations, Guidelines, Standards, etc. mentioned above.

Based on the information received and records maintained, we further report that:

1. The Board of Directors of the Company is constituted with Executive, Non-Executive, Women and Independent Directors. The changes in the composition of the Board of Directors that took place during the period under review were carried out in compliance with the provisions of the Act.
2. Adequate notices of at least seven days were given to all the directors to schedule the Board Meetings along with agenda and detailed notes on agenda in compliance with the provisions of the Act and a system exists for seeking and obtaining further information and clarifications on the agenda items before the meeting and for meaningful participation at the meeting in compliance of the Act except few board meetings which were held at shorter notice in compliance of the Act.
3. All decisions at Board Meetings are carried out unanimously and recorded in the minutes of the Meetings. Further, as informed and verified from minutes, dissent given by the directors in respect of resolutions placed before the Board of Directors and Committee Meetings, wherever applicable were duly recorded in the minutes.

Based on the compliance mechanism established by the Company and on the basis of the Compliance Certificate (s) issued by Company Secretary taken on record by the Board of Directors at their meeting (s), we further report that there are adequate systems and processes in the Company commensurate with the size and operations of the Company to monitor and ensure compliance with applicable laws, rules, regulations and guidelines.

We further report that during the audit period the Company has not incurred any specific event / action that can have major bearing on the Company's affairs in pursuance of above referred laws, rules, regulations; guidelines, standards etc.

Date: 5.9.2024
Place: New Delhi
UDIN: F004140F001146930

FOR DMK ASSOCIATES
COMPANY SECRETARIES

(DEEPAK KUKREJA)
FCS, LLB., ACIS (UK), IP.
PARTNER
CP No.8265
FCS No. 4140
Peer Review No. 779/2020



To,
The Members,
M/s JINDAL POLY FILMS LIMITED
CIN: L17111UP1974PLC003979
19 Km Hapur Bulandshahr Road,
P.O. Gulaothi, Bulandshahr,
Uttar Pradesh-245408

Sub: Our report for the Audit Period is to be read along with this letter.

1. Maintenance of secretarial records is the responsibility of the management of the Company. Our responsibility is to express an opinion on these secretarial records based on our Audit.
2. We have followed the audit practices and processes as were appropriate to obtain reasonable assurance about the correctness of the contents of the secretarial records. We believe that the processes and practices, we followed provide a reasonable basis of our opinion.
3. We have not verified the correctness and appropriateness of the financial records and Books of Accounts of the Company.
4. Wherever required, we have obtained the Management representation about the compliance of laws, rules, and regulations and happening of events etc.
5. The Compliance of the provisions of Corporate and other applicable laws, rules, regulations, standards is the responsibility of the management. Our examination was limited to the verification of the procedures on test basis.
6. The Secretarial Audit report is neither an assurance as to the future viability of the Company nor of the efficacy or effectiveness with which the management has conducted the affairs of the Company.
7. As per the information provided by the Company, there are certain disputes / legal cases filed by or against the Company which are pending before various judicial forum and as confirmed by the management these cases will not have any material impact on the Company. However, during the year under review, minority shareholders of the Company have filed class action suit against the Company under section 245 of the Act before the Principal Bench of Hon'ble National Company Law Tribunal, Delhi ("NCLT") which is challenged by the Company by filing an application before the Hon'ble NCLT and the Hon'ble NCLT has issued a notice in respect of the company's application on maintainability and the matter is currently sub-judice.

FOR DMK ASSOCIATES
COMPANY SECRETARIES

Date: 5.9.2024
Place: New Delhi
UDIN: F004140F001146930

(DEEPAK KUKREJA)
FCS, LLB., ACIS (UK), IP.
PARTNER
CP No.8265
FCS No. 4140
Peer Review No. 779/2020



**FORM NO. MR-3
SECRETARIAL AUDIT REPORT
FOR THE FINANCIAL YEAR ENDED 31.03.2024**

[Pursuant to Section 204(1) of the Companies Act, 2013 read with Rule No.9 of the Companies (Appointment and Remuneration of Managerial Personnel) Rules, 2014 and Regulation 24A of the SEBI (Listing Obligations and Disclosure Requirements) Regulations, 2015]

To,
The Members,
M/s JPFL FILMS PRIVATE LIMITED
CIN: U74999DL2018PTC341022
Plot No- 12, Local Shopping Complex
Sector - B1, Vasant Kunj,
New Delhi-110070

We have conducted the secretarial audit of the compliance of applicable statutory provisions and the adherence to good corporate practices by **JPFL Films Private Limited** (hereinafter "**Company**"). Secretarial Audit was conducted in a manner that provided us a reasonable basis for evaluating the corporate conduct/statutory compliances and expressing our opinion thereon.

Based on our verification of the Company's books, papers, minute books, forms and returns filed and other records maintained by the Company and also the information provided by the Company, its officers, agents and authorized representatives during the conduct of Secretarial Audit, we hereby report that in our opinion, the Company has during the audit period covering the financial year ended on 31 March 2024 ("**Audit Period**") complied with the statutory provisions listed hereunder and also that the Company has proper Board-processes and compliance-mechanism in place to the extent, in the manner and subject to the reporting made hereinafter along with **Annexure-A** attached to this report:-

We have examined the books, papers, minute books, forms and returns filed and other records maintained by the Company for the financial year ended on 31 March 2024 according to the provisions of:

- (i) The Companies Act, 2013 (the "**Act**") and the rules made thereunder;
- (ii) The Securities Contracts (Regulation) Act, 1956 and the rules made thereunder; (**Not applicable to the Company during the Audit Period**)
- (iii) The Depositories Act, 1996 and the Regulations and Bye-laws framed thereunder;
- (iv) Foreign Exchange Management Act, 1999 and the rules and regulations made thereunder to the extent of Foreign Direct Investment("FDI"), Overseas Direct Investments ("ODI") and External Commercial Borrowings("ECB"); (**No fresh FDI was taken and no fresh ODI was made by the Company during the Audit Period**);
- (v) The following Regulations and Guidelines prescribed under the Securities and Exchange Board of India Act, 1992 ('SEBI Act'), as amended from time to time:-
 - a) The Securities and Exchange Board of India (Listing Obligations and Disclosure Requirements) Regulations, 2015 ("**SEBI LODR**"); (**Applicable to the extent**)
 - b) The Securities and Exchange Board of India (Substantial Acquisition of Shares and Takeovers) Regulations, 2011(**Not applicable to the Company during the Audit Period**);
 - c) The Securities and Exchange Board of India (Prohibition of Insider Trading) Regulations, 2015 (**Not applicable to the Company during the Audit Period**)*;
 - d) The Securities and Exchange Board of India (Issue of Capital and Disclosure Requirements) Regulations, 2018(**Not applicable to the Company during the Audit Period**);
 - e) The Securities and Exchange Board of India (Share Based Employee Benefits & Sweat Equity) Regulations, 2021, (**Not applicable to the Company during the Audit Period**);



- f) The Securities and Exchange Board of India (Registrars to an Issue and Share Transfer Agents) Regulations, 1993 regarding the Companies Act and dealing with client **(Not applicable as the Company is not registered as Registrar to an Issue and Share Transfer Agent);**
- g) The Securities and Exchange Board of India (Delisting of Equity Shares) Regulations, 2021, **(Not applicable to the Company during the Audit Period);** and
- h) The Securities and Exchange Board of India (Buyback of Securities) Regulations, 2018, **(Not applicable to the Company during the Audit Period);**

* The Company being a material subsidiary of Jindal Poly Films Limited which is a Listed entity with the BSE Limited and National Stock Exchange of India Limited, directors and employees of the Company have been categorised as Designated Persons and are covered by the Code of Conduct under The Securities and Exchange Board of India (Prohibition of Insider Trading) Regulations, 2015, of Jindal Poly Films Limited.

(vi) OTHER LAWS SPECIFICALLY APPLICABLE TO THE COMPANY AS IDENTIFIED BY THE MANAGEMENT

As per the information provided and confirmed by the management of the Company, the following specific sector law applicable on the Company are as follows:

ACTS SPECIFICALLY APPLICABLE TO THE COMPANY AS IDENTIFIED BY THE MANAGEMENT:

- (i) The Boilers Act, 1923 and rules made thereunder;
- (ii) Legal Metrology Act, 2009 and rules made thereunder and
- (iii) The Petroleum Act, 1934 and rules made thereunder.

LABOUR, INDUSTRIAL AND ENVIRONMENTAL LAWS APPLICABLE TO THE COMPANY AS IDENTIFIED BY THE MANAGEMENT

1. The Factories Act, 1948 and rules made thereunder,
2. The Payment of Wages Act, 1936 and rules made thereunder,
3. Minimum Wages Act, 1948 and the rules made thereunder,
4. Employees' State Insurance Act, 1948 and rules made thereunder,
5. The Employees Provident Fund and Miscellaneous Provisions Act, 1952 and the rules made thereunder,
6. Payment of Bonus Act, 1965 and rules made thereunder,
7. The Payment of Gratuity Act, 1972 and rules made thereunder,
8. The Contract Labour (Regulation and Abolition) Act, 1970 and rules made thereunder,
9. The Industrial Dispute Act, 1947 and rules made thereunder,
10. The Industrial Employment (Standing Orders) Act, 1946 and rules made there under,
11. Equal Remuneration Act, 1976 and rules made thereunder,
12. The Trade Union Act, 1926 and rules made thereunder,
13. The State Labour Welfare Fund, 1953,
14. The Employees Compensation Act, 1923 and rules made thereunder,
15. Maternity Benefit Act, 1961 and rules made there under,
16. Personal Injuries (Compensation Insurance) Act, 1963 and rules made there under,
17. The Air (Prevention and Control of Pollution) Act, 1981 and rules made thereunder,
18. The Water (Prevention and Control of Pollution) Act, 1974 and rules made thereunder,
19. Hazardous Waste (Management & Handling) Rules, 1989 and Amendment Rules, 2003
20. Environment Protection Act, 1986 and the rules made thereunder.
21. Statistics Act, 2008 and rules framed thereunder,
22. The Maharashtra Workmen's Minimum House Rent Allowance Act, 1983 and rules made thereunder
23. Sexual Harassment of Women at Workplace (Prevention, Prohibition and Redressal) Act, 2013 and rules made thereunder,
24. The Maharashtra State Tax on Professions, Trades, Callings and Employments Act, 1975 and rules made thereunder.



We have also examined compliance with the applicable clauses of the following:

- (i) Secretarial Standards issued by The Institute of Company Secretaries of India (SS-1 and SS-2).
- (ii) The Listing Agreements entered into by the Company with BSE Limited (“BSE”) and National Stock Exchange of India Limited (“NSE”) (**Not applicable to the Company during the Audit Period as the Company is not listed with any of the stock exchange(s).**)

During the period under review, the Company has complied with the provisions of the Act, Rules, Regulations, Guidelines, Standards, etc. mentioned above *except for the following*:

- a) In accordance with the provisions of Section 149(4) of the Act read with rules made thereunder, the Company is required to have two independent directors in the Company, however during the year, *the Company has only one Independent Director and also the Company is yet to constitute the Audit Committee and Nomination & Remuneration Committee as required under section 177 & 178 of the Act.*

Based on the information received and records maintained, we further report that:

1. The Board of Directors of the Company is constituted with Executive, Non-Executive, Women and Independent Directors. The changes in the composition of the Board of Directors that took place during the Audit Period were carried out in compliance with the provisions of the Act except *the observations made above.*
2. Adequate notices of at least seven days were given to all the directors to schedule the Board Meetings along with agenda and detailed notes on agenda in compliance with the provisions of the Act and a system exists for seeking and obtaining further information and clarifications on the agenda items before the meeting and for meaningful participation at the meeting in compliance of the Act except few board meetings which were held at shorter notice in compliance of the Act.
3. All decisions at Board Meetings are carried out with requisite majority and recorded in the minutes of the Meetings. Further, as informed and verified from minutes, dissent given by the directors in respect of resolutions placed before the Board of Directors, wherever applicable were duly recorded in the minutes.

We further report that there are adequate systems and processes in the Company commensurate with the size and operations of the Company to monitor and ensure compliance with applicable laws, rules, regulations and guidelines.

We further report that during the audit period the Company has not incurred any specific event / action that can have major bearing on the Company’s affairs in pursuance of above referred laws, rules, regulations, guidelines, standards etc..

Date: 05.09.2024
Place: New Delhi
UDIN: F004140F001147084

FOR DMK ASSOCIATES
COMPANY SECRETARIES

(DEEPAK KUKREJA)
FCS, LLB., ACIS (UK), IP.
PARTNER
CP No.8265
FCS No. 4140
Peer Review No. 779/2020



To,
The Members,
M/s JPFL FILMS PRIVATE LIMITED
CIN: U74999DL2018PTC341022
Plot No- 12, Local Shopping Complex Sector - B1,
Vasant Kunj New Delhi-110070

Sub: Our report for the Audit Period is to be read along with this letter.

1. Maintenance of secretarial record is the responsibility of the management of the Company. Our responsibility is to express an opinion on these secretarial records based on our Audit.
2. We have followed the audit practices and processes as were appropriate to obtain reasonable assurance about the correctness of the contents of the secretarial records. We believe that the processes and practices, we followed provide a reasonable basis of our opinion.
3. We have not verified the correctness and appropriateness of financial records and Books of Accounts of the Company.
4. Wherever required, we have obtained the Management representation about the compliance of laws, rules, and regulations and happening of events etc.
5. The Compliance of the provisions of Corporate and other applicable laws, rules, regulations, standards is the responsibility of the management. Our examination was limited to the verification of the procedures on test basis.
6. The Secretarial Audit report is neither an assurance as to the future viability of the Company nor of the efficacy or effectiveness with which the management has conducted the affairs of the Company.
7. As per the information provided by the company that there are certain legal cases filed by or against the company which are pending before various judicial forum and as confirmed by the management, these cases are not likely to have any material impact on the Company.

FOR DMK ASSOCIATES
COMPANY SECRETARIES

Date: 05.09.2024
Place: New Delhi
UDIN: F004140F001147084

(DEEPAK KUKREJA)
FCS, LLB., ACIS (UK), IP.
PARTNER
CP No.8265
FCS No. 4140
Peer Review No. 779/2020

**ANNEXURE- IV****Details of Remuneration of Directors, KMPs and Employees and comparatives**

[Pursuant to Section 197 and Rule 5(1) of the Companies
(Appointment and Remuneration of Managerial Personnel) Rules, 2014]

a. The Ratio of the Remuneration of each Director to the Median Remuneration of the Employees of the Company for the financial year 2023-24:

Name of Whole Time Director	Designation	Ratio to Median Remuneration
Mr. Devinder Kumar Rithaliya	Whole Time Director	-
Mr. Vijendra Kumar Singhal	Whole Time Director & CFO	8.22

Notes:

- Mr. Devinder Kumar Rithaliya (DIN: 01417408) in Board meeting dated 9th August 2023 appointed as an Additional & Whole-Time Director, subject to approval of the shareholders of the Company, later on Shareholders confirmed his appointment at the Annual General Meeting held on 29th September, 2023.
- The Company has considered the remuneration of only Executive Directors (Whole-time directors) who were on roll of the Company on 31st March 2024.
- Further, Non-executive Directors are only getting sitting fees to attend the Board and Committee Meetings and there is no increase in sitting fees during the year under review.

b. The percentage increase in Remuneration of each Director, Chief Financial Officer, Company Secretary for the financial year 2023-24:

Name of Person	Designation	% Increase in remuneration*
Mr. Devinder Kumar Rithaliya*	Whole Time Director	-
Mr. Vijender Kumar Singhal	Whole Time Director & Chief Financial Officer	NIL
Mr. Vaishali Singh (ceased w.e.f. 15.3.2024)*	Company Secretary	-
Mr. Ashok Yadav (appointed w.e.f. 18.3.2024)*	Company Secretary	-

***Notes:**

- KMPs on board as on 31st March 2024 haven't finished their tenure or appointed during the year, so the percentage increase in remuneration hasn't been calculated.

c. The percentage increase in the Median Remuneration of Employees in F.Y 2023-24: 3% - 4%

d. The number of Permanent Employees of Company as on 31.03.2024: 273

e. Average percentiles increase already made in the salaries of employees other than the Managerial Personnel in the last financial year and its comparison with the percentile increase in the managerial remuneration and justification thereof and point out if there are any exceptional circumstances for increase in the managerial remuneration:

The average annual increase was around 3% - 4%

f. Affirmation that the remuneration is as per the Remuneration Policy of the Company.

The Company affirms remuneration is as per the Remuneration Policy of the Company

g. The information required under Section 197 of The Companies Act, 2013 read with Rule 5(2) & (3) of the Companies (Appointment and Remuneration of Managerial Personnel) Rules, 2014 are given below:

- The names of top ten employees in terms of remuneration drawn:
- Name of every employee who if:



iii. Employed throughout the financial year, was in receipt of remuneration for that year which, in the aggregate, was not less than ₹ 1,02,00,000/-.

S N	Name of Employees	Designation	Remuneration (Rs.)	Nature of employment (Contractual or otherwise)	Qualification and Experience	Date of Commencement of employment	Age	Last employment before joining the Company	% of Equity shares held by such employee	Whether any such employee is a relative of any director or manager of the Company

In terms of the provisions of Section 197(12) of The Companies Act, 2013, read with Rules 5(2) and 5(3) of the Companies (Appointment and Remuneration of Managerial Personnel) Rules, 2014, a statement showing the names and other particulars of top ten employees of the Company drawing remuneration can be made available on a specific request given to the Company, in writing.

iv. Employed for part of the Financial Year, was in receipt of remuneration for any part of that year, at a rate which, in the aggregate, was not less than ₹ 8,50,000/- per month:

A statement showing the names and other particulars of employees of the Company drawing remuneration for any part of that year, at a rate which, in the aggregate, was not less than ₹ 8,50,000/- per month can be made available on a specific request given to the Company, in writing.

v. Employed throughout the financial year or part thereof, was in receipt of remuneration in that year which, in the aggregate, or as the case may be, at a rate which, in the aggregate, is in excess of that drawn by the managing director or whole-time director or manager and holds by himself or along with his spouse and dependent children, not less than 2% of the equity shares of the Company.

NIL.

Particulars of Conservation of energy, Technology absorption and Foreign Exchange Earnings and Outgo

[Pursuant to Section 134 (3) (m) of the Act read with Rule 8 of the Companies (Accounts) Rules, 2014]

Our Company, conscious of the environmental impact and the need for sustainability, maintains a strong focus on energy conservation across all our Manufacturing Plants. We are optimistic that this ongoing commitment to optimize energy consumption will help combat climate change, minimize operational costs, and ensure the judicious use of non-renewable fossil fuels.

As per the Companies (Disclosure of Particulars in the Report of Board of Directors) Rules, 1988, we present the following details:

1. CONSERVATION OF ENERGY**Energy Conservation Measures Taken**

In the year under review, we have taken substantial measures to conserve energy in our operations. These are:

- Installation of motion sensors to manage lights and equipment, reducing energy waste in unoccupied spaces.
- Optimization of ambient temperature within the plants to conserve energy and improve machinery's energy efficiency.
- Revision of the operating sequence of chillers' air cooling and pumping systems for increased efficiency, which reduces energy consumption and prolongs equipment lifespan.

Impact of the Measures

The energy conservation measures enacted this year have greatly benefited our operations. In the non-woven Division, strategic investments in motion sensors, ambient temperature optimization, and chiller operation sequence optimization have delivered tangible energy conservation results.

These measures have significantly reduced operational costs and lessened our environmental footprint. This continued energy optimization underscores the Company's commitment to sustainability and a more energy-efficient future.

2. TECHNOLOGY ABSORPTION**Efforts Made Towards Technology Absorption**

The Company remains steadfast in its commitment to technology absorption. Emphasis has been placed on continual innovation through consistent investment in research and development. Knowledge sharing with industry partners serves as a cornerstone, and technical staff engagement in seminars and workshops, both locally and globally, underscores this dedication. Such proactive approaches ensure a position at the forefront of technological advancements, catering to diverse needs of the Company and upholding a reputation as a comprehensive solution provider. The Company boasts specialized R&D, Business Development, and Application Development teams dedicated to fostering growth and innovation.

Benefits Derived

As a consequence of these dedicated efforts, the Company has realized:

- The products have become more efficient, reliable, and competitive in the market.
- Optimization of Product basket to suit applications thus enabling technology innovation and usability
- Operational efficiency has been increased, leading to a decrease in costs.
- The Company has been able to expand the product range and cater to a broader market segment.
- The deployment of advanced technologies has enabled the Company to reduce reliance on imported goods and increase local manufacturing.



Imported Technology

In case of imported technology (Imported during the last 3 years reckoned from the beginning of the financial year):

N.A. (The Company has not imported any technology)

- (a) Details of Technology Imported
- (b) Year of Import
- (c) Whether the technology been fully absorbed
- (d) If not fully absorbed, areas where this has not taken place, and reasons thereof:

3. FOREIGN EXCHANGE EARNINGS AND OUTGO

The Company's foreign exchange earnings were ₹ 5092 Lakhs (Previous Year ₹ 63,851 Lakhs) The total foreign exchange utilized during the year amounted to ₹ 80821 Lakhs (Previous Year ₹ 56,077 Lakhs)



REPORT ON CORPORATE GOVERNANCE

(Pursuant to Schedule V of the SEBI (Listing Obligations and Disclosure Requirements) Regulations, 2015)

The Directors present the Company's Report on Corporate Governance for the year ended 31st March 2024.

1. COMPANY'S PHILOSOPHY ON CORPORATE GOVERNANCE

Corporate Governance is an integral element of our Company's management and business philosophy. We firmly uphold the values of integrity and transparency in our corporate governance practices, safeguarding the trust vested in us by our stakeholders. Across all our business functions, we remain dedicated to defining, following, and embracing the highest standards of corporate governance.

Throughout our journey, we have placed great emphasis on cultivating good corporate practices, as they serve as catalysts for sustainable growth and the long-term creation of value for our shareholders. We firmly believe that corporate governance extends beyond mere regulatory obligations; it is about nurturing organizational excellence that fosters employee and customer satisfaction, and delivers sustained value to our shareholders, all while upholding unwavering ethical standards.

2. BOARD OF DIRECTORS

As of 31st March 2024, the Board of Directors of our Company comprised six members, with four serving as Non-Executive Directors and two as an Executive Directors. Among the total of six Directors, we are proud to have one highly qualified and independent woman Director. Furthermore, within the four Non-Executive Directors, two hold the status of Independent Directors. This composition reflects a diverse, optimal, and well-balanced Board in terms of specialized expertise across various areas.

Our Board of Directors is deeply committed to considering the interests of all stakeholders in the discharge of its responsibilities. They provide invaluable leadership and guidance to the Company's management, ensuring alignment with the Company's strategic goals. The Board diligently upholds its fiduciary duties and takes proactive measures to ensure that the management adheres to the highest standards of ethics, transparency, and disclosure.

The composition of our Board exemplifies our commitment to diversity, expertise, and accountability. By incorporating a wide range of perspectives and skills, we are better equipped to make informed decisions that contribute to the long-term success of the Company while upholding ethical standards and maintaining transparent practices.

2.1. Composition of Board of Directors:

As of 31st March 2024, the composition of the Board of Directors of the Company is in conformity with the provisions of Regulation 17 of Listing Regulations.

S. N.	Name of Director*	DIN	Category of Director	Date of Appointment
1	Mr. Sanjeev Aggarwal	00006552	Independent Director	28 th May 2021
2	Mrs. Sonal Agarwal	08212478	Independent Director	28 th August 2018
3	Mr. Rathi Binod Pal	00092049	Non-Executive Director	31 st May 2019
4	Mr. Sanjeev Saxena	07899506	Non-Executive Director	13 th September 2017
5	Mr. Vijendra Kumar Singhal	09763670	Whole Time Director & CFO	15 th October 2022
6	*Mr. Devinder Kumar Rithaliya	01417408	Whole Time Director	9 th August 2023

*Notes:

1. Mr. Devinder Kumar Rithaliya (DIN: 01417408) in Board meeting dated 09th August 2023 appointed as an Additional Whole-Time Director, subject to approval of the shareholders of the Company, later on Shareholders confirmed his appointment at the Annual General Meeting held on 29th September, 2023. Mr. Devinder Kumar Rithaliya stepped down as Director of the Company, due to the reason of moving in some other role within the B.C. Jindal Group in other Companies, hence tendered his resignation from office of Director and ceased to be director w.e.f 14th August 2024. Apart from above there is no other material reason for his resignation.

2. Mr. Punit Gupta (DIN: 00011483), appointed as a Non-Executive Director effective 15th October 2022, subsequently resigned from the said position on 09th August 2023, due to personal reasons.
3. The Board appointed Mr. Prakash Matai (DIN 07906108), Additional Director in the category of Non-Executive director w.e.f 14th August, 2024.

The Non-Executive Directors, including the Independent Directors, contribute an objective and independent perspective to Board discussions and decisions, drawing from their comprehensive understanding of external factors that impact the Company and its business. Their valuable input ensures fairness and transparency in considering the management team's business plans.

All Independent Directors possess the necessary business knowledge and expertise in their respective fields. The Company has obtained declarations from each Independent Director, confirming their compliance with the independence criteria defined under the Companies Act, 2013, and the Securities and Exchange Board of India (Listing Obligations and Disclosure Requirements) Regulations, 2015 ("Listing Regulations"). The Board of Directors acknowledges that the Independent Directors meet all conditions specified in the Listing Regulations and maintain their independence from management.

2.2. Role of the Board of Directors

The Board of Directors serves as the custodians of shareholder value, with a primary responsibility to protect and enhance it. As custodians, the Board upholds a fiduciary duty to align the Company's goals with shareholder value and growth. Additionally, the Board assumes various responsibilities, including:

- Exercising effective control to ensure efficient management of the Company in order to meet stakeholders' expectations and societal obligations.
- Monitoring and evaluating the Company's governance practices ensuring their effectiveness and making necessary adjustments when required.
- Providing strategic guidance to the Company and overseeing the Management's activities.
- Exercising independent judgment on matters concerning the Company's affairs.
- Appointing a sufficient number of non-executive Board members to tasks involving potential conflicts of interest, ensuring the exercise of independent judgment.
- Reviewing and guiding corporate strategy, major plans, risk policies, annual budgets, and business plans.
- Setting performance objectives, monitoring their implementation, assessing corporate performance, and overseeing significant capital expenditures, acquisitions, and divestments.

2.3. Meetings and Attendance and other Directorships

The Board convenes regular meetings to deliberate and make decisions on Company and business policies and strategies, in addition to addressing other pertinent Board matters. These meetings, including those of committees, are scheduled in advance, and timely notices are circulated to Directors, allowing them to plan their schedules and actively participate in the discussions. In urgent situations, where special business matters arise, the Board seeks approval by passing resolutions through circulation, as permitted by applicable laws. Such resolutions are duly noted and confirmed during subsequent Board meetings.

The Company Secretary plays a vital role in preparing and providing agendas and necessary information to Board members. The Board meetings serve as a platform for open discussions among members, focusing on the Company's growth and development plans.

During the year under review, total eight Board Meetings were held on the following dates: 29th May, 2023 (which stood adjourned and thereafter resumed and concluded on 30th May 2023), 9th August, 2023, 2nd September, 2023, 14th November, 2023, 17th January, 2024, 14th February, 2024, 18th March, 2024, and 29th March, 2024. The gap between consecutive Board Meetings did not exceed one hundred twenty days.

As of 31st March 2024, the composition of the Board, their attendance at the Board Meetings, number of other Directorships, and membership in Committees of other Indian public limited companies are as follows:

Name of Director*	Category of Director	Whether Attended Last AGM	No. of Board Meetings attended	Other Directorships	No. of Chairmanship/ Membership in Board Committee of other companies		Shareholding as on 31 st March 2024
					Chairperson	Member	
Mr. Sanjeev Aggarwal	Chairman-ID	YES	8	4	NIL	3	NIL
Mrs. Sonal Agarwal	ID	YES	8	3	2	2	NIL
Mr. Rathi Binod Pal	NED	YES	7	5	2	2	NIL
Mr. Sanjeev Saxena	NED	-	7	1	NIL	NIL	NIL
Mr. Devinder Kumar Rithaliya	WTD	-	6	3	NIL	1	NIL
Mr. Punit Gupta	NED	-	2	-	-	-	-
Mr. Vijendra Kumar Singhal	WTD & CFO	YES	8	1	NIL	NIL	NIL

*Notes:

- ID - Independent Director, WTD – Whole-Time Director, NED - Non-Executive Director, AD- Additional Director
- For the purpose of calculating Chairmanship / Membership of Committees only Audit Committee and Stakeholders’ Relationship Committee of all Public Limited Companies have been considered.
- The aforesaid Directors are not relatives of each other (as defined under the Companies Act, 2013 and Rules thereunder).
- Mr. Punit Gupta (DIN: 00011483), appointed as a Non-Executive Director effective 15th October 2022, subsequently resigned from the said position on 09th August 2023, due to personal reasons.
- Mr. Devinder Kumar Rithaliya (DIN: 01417408) in Board meeting dated 09th August 2023 appointed as an Additional Whole-Time Director, subject to approval of the shareholders of the Company, later on Shareholders confirmed his appointment at the Annual General Meeting held on 29th September, 2023.

2.4. Name of other listed entities where Directors of the Company are Directors and the category of Directorship:

Name of the Director	DIN	Names of the Listed Entities which the concerned Director is a director	Category of Directorship
Mr. Sanjeev Aggarwal	00006552	Universus Photo Imagings Limited	Non-Executive Director-Independent Director
		Consolidated Finvest & Holdings Limited	
Mrs. Sonal Agarwal	08212478	Universus Photo Imagings Limited	Non-Executive Director-Independent Director
Mr. Rathi Binod Pal	00092049	Universus Photo Imagings Limited	Non-Executive Director

2.5. Certificate from Practicing Company Secretary

The Company has obtained a certificate from Mr. Deepak Kukreja (FCS-4140), Practicing Company Secretary (CP No. 8265), confirming that none of the Directors serving on the Board have faced disqualification or debarment from appointment or continuation as Directors by regulatory bodies such as the Securities and Exchange Board of India (SEBI), Ministry of Corporate Affairs, or any other relevant statutory authority is enclosed as **Annexure- A** in the Corporate Governance Report. This certificate is included as an integral part of this report, signifying the Directors’ eligibility and compliance with regulatory requirements.

2.6. Availability of information to the Board

The Board of Directors enjoys unfettered access to all Company information, allowing them to engage with any employee whenever necessary. Moreover, the Board receives regular and timely updates on the necessary information outlined in Schedule II of the Listing Regulations. This diligent practice ensures that the Board is consistently presented with comprehensive reports that encompass a wide range of essential areas, including functional, operational, statutory compliance, and financial aspects of the Company. These comprehensive presentations cover, but are not limited to, the following key areas of focus:

- Annual operating plans, budgets, and updates.
- Quarterly results of the Company.
- Minutes of the Audit Committee, Stakeholders' Relationship Committee, Nomination & Remuneration Committee, Risk Management Committee and Corporate Social Responsibility Committee
- Certificates provided by the Departmental Heads detailing compliance with provisions of the applicable laws.
- Instances of non-compliance with statutory, regulatory, or listing requirements, as well as issues related to shareholder services such as dividend non-payment or delays in share transfers.
- Any other information required to be provided under the provisions of the Listing Agreement, in conjunction with the SEBI (Listing Obligations & Disclosure Requirements) Regulations, 2015.

These presentations enable the Board to stay informed, evaluate performance, monitor compliance, and make informed decisions in line with its governance responsibilities and regulatory obligations.

2.7. Familiarisation programme for Directors

The Company prioritizes the induction and familiarization of Directors to ensure they are well-prepared for their roles. Directors receive formal appointment letters outlining their responsibilities and compliance requirements. They have opportunities to interact with key executives and receive periodic presentations on the Company's strategy, risks, and initiatives. The induction program details can be found on the Company's website at [https://www.jindalpoly.com/Uploads/image/483imguf_JPFL_FAMILIARIZATION-PROGRAMME-FOR-ID-FY23\(2\).pdf](https://www.jindalpoly.com/Uploads/image/483imguf_JPFL_FAMILIARIZATION-PROGRAMME-FOR-ID-FY23(2).pdf)

As per Listing Regulations, Directors are regularly updated on amendments to relevant enactments, such as the Companies Act, 2013, Listing Regulations, Insider Trading Code, and Fair Disclosure Code. Board meetings serve as a platform for discussing these updates and other important matters. Independent Directors' roles and duties are clearly defined in their appointment letters, available on the Company's website. The Company also provides a dedicated familiarization program for Independent Directors, which can be accessed on the website. These efforts ensure Directors' continuous development and compliance with evolving regulations.

2.8. Board Independent Directors

The Company recognizes and emphasizes the significant role played by Independent Directors in ensuring transparency, effectiveness, and good governance practices within the organization. The criteria for determining the "independence" of Directors are derived from Regulation 16(1)(b) of the SEBI Listing Regulations and Section 149(6) of the Companies Act.

All the Independent Directors on the Company's Board:

- Apart from receiving sitting fees/ Director's remuneration, do not have any material pecuniary relationships or transactions with the Company, its promoters, its Directors, its Senior Management, its Subsidiaries and Associates, which may affect independence of the Directors.
- Are not related to promoters or persons occupying management positions at the Board level or at one level below the Board.
- Have not been an executive of the Company in the immediately preceding three Financial Years.

Confirmation of Independence

As part of its compliance obligations, the Company has obtained annual confirmation and disclosures from all its Non- Executive Independent Directors. These confirmations affirm their adherence to the requirements prescribed by the SEBI Listing Regulations specific to Independent Directors. By meeting these requirements, the Independent Directors contribute to the Company's commitment to maintaining high standards of corporate governance and ethical conduct.

The Independent Directors of your Company have confirmed that:

- (a) they meet the criteria of Independence as prescribed under Section 149 read with relevant rules of the Act and Regulation 16 of the Listing Regulations, and
- (b) they are not aware of any circumstance or situation, which could impair or impact their ability to discharge duties with an objective independent judgement and without any external influence.

Further, in the opinion of the Board, the Independent Directors fulfil the conditions prescribed under the Act, the Listing Regulations and are independent of the management of the Company.

2.9. Separate Independent Directors' Meeting:

During the year a dedicated meeting exclusively for Independent Directors was convened on 14th February 2024, in the absence of Non-Independent and members of management. The meeting agenda encompassed the following key discussions:

- Evaluation of the Chairperson's performance, incorporating input from both Executive and Non-Executive Directors.
- Assessment of the performance of Non-Independent Directors and the Board as a whole; and
- Evaluation of the adequacy, accuracy, and timeliness of information flow between the Company's management and the Board, ensuring that the Board can fulfil its responsibilities effectively and reasonably.

All Independent Directors were present throughout the meeting, and they expressed their contentment with the Company's governance practices and the timely provision of relevant information to facilitate informed decision-making.

2.10. Succession planning

The Nomination and Remuneration Committee collaborates with the Board to develop a robust succession plan for leadership positions, aiming for smooth transitions and appointments to the Board and senior management roles. The Company places great emphasis on maintaining a well-balanced team of skilled and experienced individuals, fostering a dynamic environment that welcomes fresh perspectives while preserving expertise and continuity.

Furthermore, the Company actively promotes talent development within its ranks, providing growth opportunities for senior management to cultivate their capabilities and aspirations for future leadership positions. By nurturing internal talent, the Company encourages the ambitions of its workforce, ensuring a pipeline of capable individuals ready to assume critical roles in the future.

Through these practices, the Company prioritizes effective succession planning, safeguarding the long-term sustainability and success of the organization.

2.11. Disclosures of relationships between director's interest.

As on 31st March 2024, No Director is related to any other Director on the Board in terms of the definition of 'relative' given under the Companies Act, 2013. However, following Directors are holding Directorship on the Board of its Subsidiaries:

S. No.	Name of Director	Designation in Subsidiaries	Name of Company
1	Mr. Rathi Binod Pal	Director	1. Jindal Films India Limited 2. Jindal Imaging Limited 3. Jindal SMI Coated Products Ltd.
2	Mr. Sanjeev Aggarwal	Independent Director	JPFL Films Private Limited
3	Mr. Sanjeev Saxena	Whole Time Director	JPFL Films Private Limited
4	Mr. Vijendra Kumar Singhal	Non-Executive Director	JPFL Films Private Limited
5	Mr. Devinder Kumar Rithaliya	Director	Jindal SMI Coated Products Ltd.

2.12. Board Agenda

The Board ensures that timely notices are provided well in advance to all Directors prior to Board Meetings. The notices contain a detailed agenda, accompanied by well-structured and comprehensive notes, enabling Directors to make informed decisions. Agenda papers are circulated at least seven days before the meeting date. In cases where attaching documents to the agenda is not feasible, the relevant materials are distributed during or prior to the meeting with the approval of the Chairperson and the consent of the Directors.

2.13. Secretarial Standards

The Company's secretarial and operating practices strictly adhere to the Secretarial Standards prescribed by The Institute of Company Secretaries of India (ICSI). These standards serve as comprehensive guidelines for ensuring compliance and maintaining high standards of corporate governance in all aspects of the Company's operations. By aligning with these standards, the Company upholds transparency, accountability, and ethical practices in its secretarial functions, further enhancing its overall governance framework.

3. COMMITTEE(S) OF THE BOARD

The Board of Directors has established various Board Committees with specific terms of reference, ensuring the efficient functioning of the Board and the Company while adhering to regulatory requirements, including the Listing Regulations and SEBI guidelines. These Committees operate as empowered bodies within the Board structure. Our Company has six Committees, each endowed with sufficient authority to fulfil their roles, responsibilities, and address urgent business matters. The Committees convene as frequently as necessary, and the Minutes of their Meetings are shared with the Board of Directors.

The Committees hold significant importance within the Company's governance framework, aiding the Board of Directors in the discharge of their duties and responsibilities. They are designated to address specific areas and activities that pertain to the Company. The Board oversees and supervises the Committees' execution of their responsibilities, taking ultimate accountability for their actions.

3.1 Governance of Board committees

The Board, in consultation with the Nomination and Remuneration Committee, assigns committee members and determines their terms of service. The frequency of committee meetings is decided by the Chairman of the Board in consultation with the Company Secretary and respective committee chairpersons. Recommendations from the committees are submitted to the Board for approval. All recommendations from the committees were approved by the Board during the year. The quorum for committee meetings is the higher of two members or one-third of the total committee membership. Currently, the Company has six Board Committees that contribute to effective governance:

- Audit Committee
- Nomination and Remuneration Committee
- Stakeholders' Relationship Committee
- Corporate Social Responsibility Committee
- Risk Management Committee
- Finance Committee

3.2 Audit Committee

The Committee's composition meets with requirements of Section 177 of the Companies Act, 2013 read with Regulation 18 of the SEBI (Listing Obligations & Disclosure Requirement) Regulations, 2015. Members of the Audit Committee possess financial / accounting expertise / exposure. The purpose of this Committee is to ensure the objectivity, credibility and correctness of the Company's financial reporting and disclosures process, internal controls, risk management policies and processes, tax policies, compliance and legal requirements and associated matters.

The role and terms of reference of the Audit Committee cover areas mentioned in the SEBI (Listing Obligations & Disclosure Requirement) Regulations, 2015 with Stock Exchange and section 177 of the Companies Act, 2013 as modified or amended from time to time which, among others, include:

- Oversight of the Company's financial reporting process and the disclosure of its financial information to ensure that the Financial Statement is correct, sufficient and credible;
- Recommending the appointment, remuneration and terms of appointment of statutory auditors, including cost auditors of the Company;
- Approving payment to statutory auditors, including cost auditors, for any other services rendered by them;
- Reviewing with the management, the Annual Financial Statements and Auditors Report thereon before submission to the Board for approval, with particular reference to:

3.2.1 Matters required to be included in the Directors' Responsibility Statement to be included in the Board's Report in terms of clause (c) of sub-section 3 of Section 134 of the Companies Act, 2013;

3.2.2 Changes, if any, in accounting policies and practices and reasons for the same;

3.2.3 Major accounting entries involving estimates based on the exercise of judgement by the management;

3.2.4 Significant adjustments made in Financial Statements arising out of audit findings;

3.2.5 Compliance with listing and other legal requirements relating to Financial Statements;

3.2.6 Disclosure of any related party transactions; and

3.2.7 Modified opinion(s) in the draft audit report.

- Reviewing, with the management, the quarterly Financial Statements before submission to the Board for approval;
- Reviewing with the management, the statement of uses/application of funds raised through an issue (public issue, right issue, preferential issue, etc.) the statement of funds utilized for the purposes other than those stated in the offer document/ prospectus/ notice and the report submitted by the monitoring agency monitoring the utilization of the proceeds of public or right issue, and making appropriate recommendations to the Board to take up steps in this matter.
- Reviewing and monitoring the auditors' independence and performance, and effectiveness of the audit process;
- Approval or any subsequent modification of transactions of the Company with related parties;
- Scrutiny of inter-corporate loans and investments;
- Valuation of undertakings or assets of the Company, wherever it is necessary;
- Evaluation of internal financial controls and risk management systems;
- Reviewing, with the management, the performance of statutory auditors and internal auditors, adequacy of internal control systems;
- Formulating the scope, functioning, periodicity and methodology for conducting the internal audit;
- Reviewing the adequacy of the internal audit function, if any, including the structure of the internal audit department, staffing and seniority of the official heading the department, reporting structure coverage and frequency of internal audit; Discussion with internal auditors of any significant findings and follow-up thereon;

- Reviewing the findings of any internal investigations by the internal auditors into matters where there is suspected fraud or irregularity or a failure of internal control systems of material nature and reporting the matter to the Board;
- Discussion with statutory auditors before the audit commences, about the nature and scope of audit as well as post audit discussion to ascertain any area of concern;
- To look into the reasons for substantial defaults, if any, in the payment to depositors, debenture holders, shareholders (in case of non-payment of declared dividends) and creditors;
- To review the functioning of the Vigil Mechanism and Whistle Blower mechanism;
- Approval of appointment of CFO (i.e. the whole-time Finance Director or any other person heading the finance function or discharging that function) after assessing qualifications, experience and background, etc. of the candidate;
- Carrying out any other function as is mentioned in the terms of reference of the Audit Committee;
- To review the utilization of loans and/or advances from/investment by the holding Company in the subsidiary exceeding INR100 crore or 10 per cent of the asset size of the subsidiary, whichever is lower. The thresholds would include existing loans/ advances/investments existing as on 1st April 2019.
- Reviewing Financial Statements, in particular the investments made by the Company's unlisted subsidiaries.
- Reviewing the following information:
 - a) The Management Discussion and Analysis of financial condition and results of operations;
 - b) Statement of significant, related party transactions (as defined by the Audit Committee), submitted by management;
 - c) Management letters/letters of internal control weaknesses issued by the statutory auditors;
 - d) Internal audit reports relating to internal control weaknesses;
 - e) Reviewing the appointment, removal and terms of remuneration of the Chief internal auditor / internal auditor(s); and
- statement of deviations:
 - a) quarterly statement of deviation(s) including the report of monitoring agency, if applicable, submitted to stock exchange(s) in terms of Regulation 32(1) of the Securities and Exchange Board of India (Listing Obligations and Disclosure Requirements) Regulations, 2015.
 - b) annual statement of funds utilized for purposes other than those stated in the offer document / prospectus / notice in terms of Regulation 32(7) of the Securities and Exchange Board of India (Listing Obligations and Disclosure Requirements) Regulations, 2015.

During the year, all the recommendations made by the Audit Committee were accepted by the Board of Directors.

As on 31st March 2024, the Committee comprises of three Directors. Mr. Ashok Yadav, Company Secretary of the Company is the Secretary of the Committee. The permanent invitees include Chief Financial Officer and Accounts Head. Further, the representative of auditor, internal auditor and other executives of the Company are invited in the Audit Committee Meetings, as and when required. The Chairman of the Audit Committee was present at the last Annual General Meeting.

The Committee met five times during the year on 29th May, 2023 (which stood adjourned and thereafter resumed and concluded on 30th May 2023), 9th August, 2023, 14th November, 2023, 14th February, 2024 and 29th March, 2024. The attendance of members at the Meetings was as follows:

Name	Status	Category	Number of Meetings attended
Mrs. Sonal Agarwal	Chairperson	ID	5
Mr. Rathi Binod Pal	Member	NED	4
Mr. Sanjeev Aggarwal	Member	ID	5

3.3 Nomination and Remuneration Committee

The Committee's constitution and terms of reference are in compliance with provisions of the Companies Act, 2013 read with Regulation 19 of the SEBI (Listing Obligations & Disclosure Requirement) Regulations, 2015. It discharges such other functions as may be delegated by the Board of Directors from time to time.

The Committee shall:

- Formulate the criteria for determining qualifications, positive attributes and independence of a director and recommend to the Board a policy relating to the remuneration of Directors, key managerial personnel and other employees.
- Formulation of criteria for evaluation of the Independent Director and to carry out the evaluation of every Director's performance and to provide the necessary report to the Board for further evaluation.
- Devising a policy on Board diversity.
- Identify persons who are qualified to become Director and persons who may be appointed in Key Managerial and Senior Management positions in accordance with the criteria laid down in this policy.
- To provide to Key Managerial Personnel and Senior Management reward linked directly to their effort, performance, dedication and achievement relating to the Company's operations.
- To retain, motivate and promote talent and to ensure long term sustainability of talented managerial persons and create competitive advantage.
- Ensure that level and composition of remuneration is reasonable and sufficient, the relationship of remuneration to performance is clear and meets appropriate performance benchmarks.
- To carry out any other function as is mandated by the Board from time to time and / or enforced by any statutory notification, amendment or modification, as may be applicable.
- To perform such other functions as may be necessary or appropriate for the performance of its duties.
- To develop a succession plan for the Board and to regularly review the plan.
- To perform such other functions as may be statutory prescribed from time to time.

As on 31st March 2024, the Committee comprised of three Directors. Mr. Ashok Yadav, Company Secretary, serves as the Secretary to the Committee, providing necessary support and coordination. The Committee met three times during the year on 9th August, 2023, 14th February 2024, 18th March 2024. The attendance of members at the Meeting was as follows:

Name of the Member	Status	Category	Number of Meetings attended
Mrs. Sonal Agarwal	Chairperson	ID	3
Mr. Rathi Binod Pal	Member	NED	3
Mr. Sanjeev Aggarwal	Member	ID	3

3.3.1. Skills/ Expertise/ Competencies Matrix of the Board of Directors

The Board of Directors has identified a set of core skills, expertise, and competencies essential for the effective functioning of the Company within its specific business(es) and sector(s). The following matrix presents an overview of the skills and expertise that currently reside within the Board of Directors:

Skills/Expertise/Competencies	Mr. Sanjeev Aggarwal	Mrs. Sonal Agarwal	Mr. Rathi Binod Pal	Mr. Sanjeev Saxena	Mr. Devinder Kumar Rithaliya	Mr. Vijendra Kumar Singhal
Business discernment and experience	✓	✓	✓	✓	✓	✓
Strategic thinking and planning	✓	✓	✓	✓	✓	✓
Financial and risk management	✓	✓	✓	✓	✓	✓
People management and leadership	✓	✓	✓	✓	✓	✓
Digital technology and e-commerce	✓	✓	✓	✓	✓	✓
Corporate governance, legal and regulatory	✓	✓	✓	✓	✓	✓
Corporate social responsibility (CSR) and ESG	✓	✓	✓	✓	✓	✓

Notes:

1. Mr. Devinder Kumar Rithaliya (DIN: 01417408) in Board meeting dated 09th August 2023 appointed as an Additional Whole-Time Director, subject to approval of the shareholders of the Company, later on Shareholders confirmed his appointment at the Annual General Meeting held on 29th September, 2023.

This comprehensive assessment enables the Board to leverage the collective knowledge and capabilities of its members in making informed decisions and providing strategic guidance to the Company. By aligning the identified skills with the Company’s specific needs, the Board ensures a robust governance structure that supports the achievement of organizational objectives and sustainable growth.

3.3.2. Board Evaluation

The Board of Directors diligently conducted its annual performance evaluation, as mandated by the relevant provisions of the Act and SEBI Listing Regulations. Following the guidance note on Board Evaluation issued by the Securities and Exchange Board of India on January 5, 2017, a comprehensive structured questionnaire was meticulously prepared. This questionnaire encompassed various facets of the Board’s functioning, composition, committee effectiveness, organizational culture, and the execution of specific duties, obligations, and governance practices.

In a dedicated session led by the independent Directors, a thorough evaluation was carried out, considering the perspectives of both executive and non-executive Directors. The performance of non-independent Directors, the overall functioning of the Board, and the Chairman of the Company were meticulously assessed, with inputs from the Executive Directors and Non- executive Directors.

The Board, in conjunction with the Nomination and Remuneration Committee, diligently evaluated the performance of individual Directors. Criteria such as the director’s contributions to Board and committee meetings, preparedness on agenda items, meaningful and constructive participation, and valuable inputs were taken into account.

Subsequently, during the subsequent Board meeting following the independent Directors’ session and the Nomination and Remuneration Committee meeting, a comprehensive discussion was held to assess the performance of the Board, its committees, and individual Directors. Notably, the evaluation of independent Directors was conducted by the entire Board, excluding the independent director under evaluation.

3.3.3. Details of remuneration paid to Executive Director

The appointment and remuneration of Executive Directors is governed by the recommendation of the Nomination and Remuneration Committee, resolutions passed by the Board of Directors and shareholders of the Company. The remuneration package of Executive Directors comprises of salary, perquisites, allowances, and contributions to Provident and other Retirement Benefit Funds as approved by the shareholders at the General Meetings.

The remuneration policy is directed towards rewarding performance, based on review of achievements. It is aimed at attracting and retaining high caliber talent.

(Rs. In lacs)

Directors’ Name	Mr. Devinder Kumar Rithaliya	Mr. Vijender Kumar Singhal
Designation	Whole Time Director	Whole Time Director & CFO
Total	68.94	87.18

Notes:

- On 9th August 2023, Mr. Devinder Kumar Rithaliya (DIN: 01417408), appointed as an Additional Whole-Time Director, subject to approval of the shareholders of the Company. later on, Shareholders confirmed his appointment at the Annual General Meeting held on 29th September, 2023.
- No sitting fee or severance fee is payable to Whole-Time Directors.
- The annual performance bonus payable by the Company to Whole-Time Directors is based on the performance of the Company, industry trends and other relevant factors.

3.3.4. Details of remuneration paid to Non - Executive Directors

The Non-Executive/Independent Directors are entitled to sitting fee for attending the Board / Committee Meetings. The existing sitting fees of Non-Executive Directors is Rs. 10,000/- per meeting of Board of Directors as well as Committees.

The sitting fees are paid to Non-Executive Directors pursuant to the compliance of the provisions of Companies Act, 2013 as amended from time to time. None of the Non-Executive Directors has any pecuniary/other interest in the transactions of the Company, which may affect their independence. Your Company has no stock option plans and hence, such instruments do not form part of the remuneration package payable to any Executive and/or Non-executive director. During the year under review, none of the Director was paid any performance-linked incentive. Mr. Ashok Yadav, Company Secretary, is the Secretary to the Committee. The details of sitting fee paid to the Non-Executive Directors during the Financial Year 2023-2024 are as follows:

S. N.	Name of the Director*	Number of Meetings*		Sitting Fees Paid (Rs.)
		Held during the tenure of Directors	Attended	
1	Mr. Punit Gupta	2	2	20,000
2	Mr. Sanjeev Aggarwal	32	32	2,70000
3	Mr. Sanjeev Saxena	8	7	70,000
4	Mrs. Sonal Agarwal	27	27	2,70000
5	Mr. Rathi Binod Pal	31	29	2,40000

*Notes:

- Mr. Punit Gupta (DIN: 00011483), resigned from the said position on 09th August 2023, due to personal reasons.
- No sitting fees is paid for attending Finance Committee meeting.

The remuneration structure at your Company does not involve any stock option plans; therefore, no such benefits are extended to any Executive or Non-executive Directors. It is also important to note that throughout the reviewed period, none of the directors received performance-linked incentives.

During the year 2023-24, your Company refrained from providing any loans to any of the Executive or Non-executive Directors.

3.4 Stakeholders Relationship Committee

The Stakeholders Relationship Committee operates within the framework defined by the Companies Act, 2013, and the Listing Regulations. Its terms of reference include:

- Resolving the grievances of the security holders of the listed entity, including complaints related to transfer/transmission of shares, non-receipt of the annual report, non-receipt of declared dividends, issue of new/duplicate certificates, general meetings, etc.
- Reviewing the measures taken for the effective exercise of voting rights by shareholders.
- Reviewing adherence to the service standards adopted by the listed entity in respect of various services being rendered by the Registrar & Share Transfer Agent.
- Reviewing the various measures and initiatives taken by the listed entity for reducing the quantum of unclaimed dividends and ensuring timely receipt of dividend warrants, annual reports, and statutory notices by the shareholders of the Company.
- To perform such other functions as may be statutory prescribed from time to time.

Mr. Ashok Yadav, Company Secretary, serves as the Secretary to the Committee, providing necessary support and coordination. As on 31st March 2024, the Committee comprises of Three Directors. The Committee met four times during the year on 9th August, 2023, 14th November, 2023, 11th December, 2023 and 15th January, 2024. The attendance of members at the Meetings was as follows:

Name of the Member	Status	Category	Number of Meetings attended
Mrs. Sonal Agarwal	Chairperson	ID	4
Mr. Rathi Binod Pal	Member	NED	4
Mr. Sanjeev Aggarwal	Member	ID	4

During the year from 01st April 2023 to, 31st March 2024 the complaints received by the Company were attended to the satisfaction of the Investors. At the end of 31st March 2024, no complaint was pending for redressal.

3.5 Risk Management Committee

The terms of reference of the Committee are in conformity with the provisions of Regulation 21 of Listing Regulations and includes:

- To assist the Board in fulfilling its corporate governance oversight responsibilities with regard to the identification, evaluation and mitigation of strategic, operational, and external environment risks.
- To monitor and approve the risk management framework and associated practices of the Company.
- To periodically assess risks /to the effective execution of business strategy by reviewing key leading indicators in this regard
- To periodically review the risk management processes and practices of the Company and ensure that the Company is taking the appropriate measures to achieve prudent balance between risk and reward in both ongoing and new business activities.
- To ensure access to any internal information necessary to fulfil its oversight role and obtain advice and assistance from internal or external legal, accounting or other advisors.
- The appointment, removal and terms of remuneration of the Chief Risk Officer (if any) shall be subject to review by the Risk Management Committee
- To keep the Board of Directors informed about the nature and content of its discussions, recommendations and actions to be taken.
- To perform such other functions as may be statutory prescribed from time to time.

The Board has approved the Risk Management Policy which is available on the website of the Company at https://www.jindalpoly.com/Uploads/image/437imguf_JindalPolyUpdatedRMCPolicy.pdf

As on 31st March 2024, the Committee comprises of Three Directors. The Committee met three times during the year on 26th April, 2023, 9th August, 2023 and 24th January, 2024. The attendance of members at the Meetings was as follows:

Name of the Member	Status	Category	Number of Meetings attended
Mr. Sanjeev Aggarwal	Chairperson	ID	3
Mr. Rathi Binod Pal	Member	NED	3
Mrs. Sonal Agarwal	Member	ID	3

3.6 Corporate Social Responsibility Committee

The Corporate Social Responsibility (CSR) Committee has been constituted by the Board in compliance with the requirements of Section 135 of the Companies Act, 2013.

The terms of reference of the Committee includes:

- formulate and recommend to the Board, a Corporate Social Responsibility Policy which shall indicate the activities to be undertaken by the Company.
- recommend the amount of expenditure to be incurred on the activities referred to in clause (a); and
- monitor the Corporate Social Responsibility Policy of the Company from time to time.
- To perform such other functions as may be statutory prescribed from time to time.

The Board has approved the CSR Policy as formulated and recommended by the Committee. The CSR Policy is available on the website of the Company at https://www.jindalpoly.com/Uploads/image/442imguf_JPFLCSRPolicy_16.02.2023.pdf

As on 31st March 2024, the Committee comprises of three Directors. The Committee met two times during the year on 9th August, 2023 and 14th February 2024. The attendance of members at the Meeting was as follows:

Name of the Member	Status	Category	Number of Meetings attended
Mr. Sanjeev Aggarwal	Chairperson	ID	2
Mrs. Sonal Agarwal	Member	ID	2
Mr. Rathi Binod Pal	Member	NED	2

3.7 Finance Committee

The Finance Committee has been constituted to approve various general financial and commercial matters of the Company.

The terms of reference of the Committee includes:

- To invest surplus funds in various schemes of Mutual Funds (MF) including Debt MFs, Alternate Investment Funds, Listed Equity, Private Equity / Unlisted Equity (including CCPS, CCD or whatever name it may called), Venture Capital Funds, Private Equity Funds and/or any other Funds/ Financial Products/ Structures by whatever name it may called, on such terms & conditions as are in the best interest of the Company except related party transactions subject to total investment at cost not to exceed Rs. 5000 crores at any given point of time.
- To give Loans to Body Corporates within a Limit of Rs. 100 crores except related party transactions (over and above existing Loans).
- To borrow from Indian / Foreign Banks, Indian / Foreign Financial Institutions within a Limit of Rs. 1500 crores (over and above existing Borrowings).
- Opening of Bank Accounts, Closure of Bank Accounts, change in signatories of Bank Accounts, Approval for various Commercial, Government, Semi Government, Private and Legal Authorization (s), Making of expression of interest for acquisition of stressed assets.
- Approve and allow the investments to be pledged and given as collateral for availing funding/financing from the Banks/FIs or any other lender and to any brokers for required margin for trading purpose.

As on 31st March 2024, the Committee comprises of three Directors. The Committee met five times during the year on 6th July, 2023, 28th August, 2023, 28th November, 2023, 17th February, 2024 and 29th March 2024. The attendance of members at the Meeting was as follows:

Name of the Member	Category	Number of Meetings attended
Mr. Sanjeev Aggarwal	Chairman	5
Mr. Rathi Binod Pal	Member	5
Mr. Vijendra Kumar Singhal	Member	5

Senior Management- Particulars of Senior Management Personnel as defined under Regulation 16(1)(d) of SEBI (LODR) as on March 31, 2024 including the changes therein since the close of the previous financial year are as follows:

S. No.	Name of Employee	Designation
1	Mr. Devinder Kumar Rithaliya	Whole Time Director
2	Mr. Vijender Kumar Singhal	Whole Time Director & CFO
3	Mr. Ashok Yadav	Company Secretary

During the year Ms. Vaishali Singh, Company Secretary ceased to be employee of the Company and Mr. Ashok Yadav was appointed as Company Secretary of the Company. Apart from above there is no change in Senior Management.

4. POLICIES

4.1 Remuneration Policy

Our Company has established a Remuneration Policy that aims to cultivate a high-performance culture. As part of this policy, remuneration is provided to the Managing Director and Executive Directors in the form of salary, benefits, perquisites, allowances, and commission. Meanwhile, the Independent Directors receive remuneration solely through sitting fees. The Board has approved the Remuneration Policy as formulated and recommended by the Committee. The Remuneration Policy is available on the website of the Company at https://www.jindalpoly.com/Uploads/image/115imguf_Remuneration-Policy.pdf

4.2 Policy on Board Diversity

The Nomination and Remuneration Committee (NRC) has recommended the Policy on Board diversity, aligning it with the specific business needs of our Company. This policy encompasses the following key aspects:

- to establish an optimal composition of the Board, comprising a suitable blend of Executive Directors, Non-Executive Directors, and Independent Directors.
- each director possesses functional diversity, ensuring a diverse range of expertise and experience on the Board.
- plays a pivotal role in ensuring that the Policy on Board diversity is taken into account when proposing the appointment of new Directors to the Company's Board.
- Regular reviews of the policy are conducted at appropriate intervals, which includes an assessment of its effectiveness in promoting Board diversity.

4.3 Code of conduct

In compliance with the requirements of Regulation 17(5) of the SEBI Listing Regulations, the Board of Directors has established a Code of Conduct for all Board Members and Senior Management. This Code sets out the ethical principles and standards for one's conduct in dealing with the Company, fellow Directors and employees and with the external environment in which the Company operates that guide their behaviour and responsibilities. The Code is readily accessible on the Company's website at https://www.jindalpoly.com/Uploads/image/108imguf_CodeOfConductAndEthics.pdf to transparency and upholding high corporate governance standards.

4.4 Policy on Determination of Material Events and Policy for Preservation of Documents.

In addition to its commitment to transparency and compliance, your Company has implemented two important policies: the Policy on Determination of Material Events and the Policy for Preservation of Documents. These policies are designed to ensure that material events are identified and promptly disclosed, and that

crucial documents are appropriately preserved. By adhering to these policies, the Company upholds its responsibility to provide timely and accurate information to its stakeholders and maintain the integrity of its records. Both policies can be accessed on the Company’s official website at https://www.jindalpoly.com/Uploads/image/340imguf_FreshPolicyForDeterminationOfMateriality.pdf and https://www.jindalpoly.com/Uploads/image/409imguf_JPFL_Policy-on-Preservation-Archival-of-documents-converted.pdf, demonstrating its dedication to maintaining open communication and accessibility for all interested parties.

4.5 Code of conduct for Insider Trading

The Securities and Exchange Board of India (SEBI) issued the Securities and Exchange Board of India (Prohibition of Insider Trading) Regulations, 2015, with the aim of safeguarding investor interests. These regulations, effective from May 15, 2015, play a crucial role in preventing insider trading and ensuring the integrity of the market.

In adherence to the amended SEBI Regulations 2018, our Company has updated and strengthened its Code of Conduct for insider trading. The primary objective of this code is to protect shareholders’ interests, prevent the misuse of sensitive information, and maintain a fair and transparent trading environment. The Code of Conduct for insider trading can be accessed on our Company’s website at https://www.jindalpoly.com/Uploads/image/441imguf_JindalPolyPITPolicy_16.02.2023.pdf, reflecting our commitment to regulatory compliance and ethical practices.

4.6 Prevention of Sexual Harassment Policy

To ensure compliance with the Sexual Harassment of Women at Workplace (Prevention, Prohibition and Redressal) Act, 2013, and the corresponding Rules, our Company has developed and implemented a comprehensive policy to prevent, prohibit, and address complaints related to sexual harassment of women in the workplace. This policy extends its coverage to all women employees within the organization. For easy access and awareness, the policy has been made available on our internal portal for all employees to reference.

As part of our commitment to maintaining a safe and respectful work environment, we provide the following details for the year in review regarding complaints filed, resolved, and pending in relation to incidents of sexual harassment in the workplace during the Financial Year 2023-24:

Particulars	Status
Number of complaints filed during the financial year	NIL
Number of complaints disposed of during the financial year	NIL
Number of complaints pending as on end of the financial year	NIL

4.7 Policy on Related Party Transactions

All transactions conducted with related parties, as defined under the Companies Act, 2013, and Listing Regulations, were conducted in accordance with ordinary business practices and at arm’s length. Throughout the year, no materially significant transactions with related parties were identified that could potentially conflict with the Company’s overall interests. To ensure appropriate handling of related party transactions, the Company has implemented a comprehensive policy, which is readily available for reference on the Company’s official website at https://www.jindalpoly.com/Uploads/image/114imguf_Policy-on-Related-Party-Transactions.pdf. This policy serves as a guiding framework for managing and overseeing related party transactions, emphasizing transparency, fairness, and adherence to regulatory requirements.

4.8 Vigil Mechanism / Whistle Blower Policy

Pursuant to Section 177(9) and (10) of the Companies Act, 2013, and Regulation 22 of the Listing Regulations, your Company has established a Whistle Blower Policy to facilitate a vigil mechanism for Directors and

employees to report instances of unethical behaviour, fraud, or violations of the Company’s code of conduct. This mechanism ensures appropriate safeguards to prevent victimization of individuals who utilize the reporting system and includes provisions for direct access to the Chairman of the Audit Committee in exceptional circumstances. It is important to note that no personnel within the Company have been denied access to the Audit Committee. The Whistle Blower Policy is readily accessible on the Company’s official website at https://www.jindalpoly.com/Uploads/image/125imguf_WHISTLEBLOWERPOLICY.pdf, promoting transparency and accountability.

4.9 Business Responsibility and Sustainability Report (“BRSR”)

The Business Responsibility and Sustainability Report of the Company embodies its proactive responses to pivotal issues laid out by Regulation 34(2)(f) of the SEBI (Listing Obligations and Disclosure Requirements) Regulations 2015. This report encompasses a broad spectrum of topics, including but not limited to environmental stewardship, social responsibility, governance standards, and stakeholder relationships, which forms an integral part of the Annual Report.

4.10 Compliance Officer

Mr. Ashok Yadav
 Company Secretary
 Plot No. 87, Sector-32, Gurugram, Haryana- 122001 Tel: 0124-6925100, 0124-6570325
 e-mail: cs_jpoly@jindalgroup.com; Website.: www.jindalpoly.com

4.11 Status of Shareholders’ complaints received, solved and pending during the Financial Year

The details of the grievances / shareholder’s complaints received and disposed off during the year 2023-24 are as below:

S. No	Particulars	Status
1.	Number of shareholder’s complaints received during the financial year	219
2.	The number of shareholder’s complaints solved to the satisfaction of shareholders.	219
3	The number of shareholder’s complaints not solved to the satisfaction of shareholders	NIL
4	Number of pending shareholders’ complaints	NIL

As on 31st March 2024 no request for transfer/transmission was pending for approval.

4.12 Role of the Company Secretary in the overall governance process

The Company Secretary assumes a critical role in upholding robust corporate governance practices within the organization. They play a pivotal role in overseeing the adherence to and periodic review of Board procedures, ensuring their consistent implementation. By diligently organizing and presenting all relevant information, details, and documents, the Company Secretary enables Directors and senior management to make well-informed decisions during meetings. Their primary responsibilities encompass providing invaluable assistance and advisory support to the Board in effectively managing the Company’s affairs. They ensure strict compliance with relevant statutory requirements and Secretarial Standards, safeguarding the Company’s adherence to legal and regulatory obligations. The Company Secretary also serves as a reliable source of guidance for Directors, offering their expertise on governance matters and helping them fulfil their responsibilities effectively. Furthermore, the Company Secretary acts as a vital liaison between the management team and regulatory authorities, facilitating effective communication and cooperation on governance-related issues. Through their expertise and contributions, the Company Secretary strengthens the overall governance framework, upholds compliance, and fosters a culture of transparency and accountability.

5. GENERAL MEETING INFORMATION
5.1 General Body Meetings

The last three AGM of the Company were held as under:

Financial Year	Date	Time	Location	Special Business
2020-2021	30.09.2021	03:00 P.M.	Through Video Conferencing (Deemed meeting Venue: Plot no. 12, sector B-1, Local shopping complex, Vasant Kunj, New Delhi-110070)	<ul style="list-style-type: none"> To appoint Mr. Devinder Kumar Rithaliya (Din: 01417408) as Director of the Company To appoint Mr. Devinder Kumar Rithaliya (Din: 01417408) as Whole-Time Director of the Company To appoint Mr. Sanjeev Aggarwal is Independent Director of the Company Ratification of Remuneration to the Cost Auditor
2021-2022	30.09.2022	03:00 P.M.	Through Video Conferencing (Deemed meeting Venue: Plot no. 12, sector B-1, Local shopping complex, Vasant Kunj, New Delhi-110070)	<ul style="list-style-type: none"> To Appoint Mr. Shashi Bhushan Shugla (DIN: 00149705) as Director of the Company To Appoint Mr. Devendra Singh Rawat (DIN: 09696674) as Director of the Company To Appoint Mr. Devendra Singh Rawat (DIN: 09696674) as Whole Time Director of the Company To ratify the remuneration of Cost Auditors for the financial year 2022-23
2022-2023	29.09.2023	02:00 P.M.	Hotel Natraj, Kala Aam, Delhi Rd, Civil Lines, Bulandshahr, Uttar Pradesh 203001.	<ul style="list-style-type: none"> To appoint Mr. Devinder Kumar Rithaliya (DIN: 01417408) as Whole-Time Director of the Company.

5.2 Passing of Special Resolutions during the Previous Three Annual General Meetings

The Company had taken shareholders' approval by way of special resolutions in the previous three AGM, as per the details given below:

Date of Annual General Meeting	Nature of approval
30 th September, 2021	To appoint Mr. Sanjeev Aggarwal as Independent Director of the Company
30 th September, 2022	NIL
29 th September 2023	To appoint Mr. Devinder Kumar Rithaliya as Whole-Time Director of the Company

5.3 Yearly Overview of Postal Ballot Resolution:

During the year, the Company proposed following resolution through postal ballot process through e-voting, namely:

➤ **Thursday, 24th August, 2023**

1. Re-appointment of Ms. Sonal Agarwal (DIN: 08212478) as an Independent Director of the Company

Item no. in the Notice	Ordinary/ Special Resolution	Votes cast in favour of the Resolution	% of votes cast in favour	Votes cast against the Resolution	% of votes cast against	Invalid Votes	Status
1	Special	29409546	87.026%	4384361	12.974%	00	Passed as Special Resolution



Mrs. Pragnya Parimita Pradhan, Practicing Company Secretary (CP No. 12030) Proprietor of M/s Pragnya Pradhan & Associates, Company Secretaries, 46-LGF, Jor Bagh, New Delhi 110003, email. pragnyap.pradhan@gmail.com, Scrutinizer conducted the postal ballot exercise fair and transparent manner as per procedure stated in postal ballot notice dated 20th July 2023.

There is no special resolution is proposed to be conducted through postal ballot during FY 2024-25.

6. GENERAL SHAREHOLDER INFORMATION

6.1. Annual General Meeting

Date	Monday, 30 th September 2024
Time	1:00 P.M.
Venue	Hotel Natraj, Kala Aam, Delhi Rd, Civil Lines, Bulandshahr, Uttar Pradesh 203001

6.2. Financial Year:

- Financial Year is 01st April, 2024, to 31st March, 2025
- Tentative schedule for approval of the quarterly / half yearly / yearly financial results is given below:

Event	Date
First Quarter Results	Second week of August, 2024
Half Yearly Results	Second week of November, 2024
Third Quarter Results	Second week of February, 2025
Audited Annual Results (Financial Year 2023-24)	Last week of May 2025

6.3. Book Closure

The register of members and share transfer books of the Company will be closed from Monday, 23rd September 2024 to Monday, 30th September 2024 both days inclusive. During this period, no transfers of shares will be processed.

6.4. Dividend Announcement

The Board of Directors of your Company has recommended a dividend of Rs. 5.50 (Rupees Five and Fifty paise only) per equity share for the financial year ended 31st March 2024. This proposed dividend is subject to the approval of the Company's shareholders at the upcoming Annual General Meeting.

In the previous financial year ended 31st March 2023, a dividend of Rs. 4.30 (Rupees Four and Thirty paise only) per equity share was paid to the shareholders.

6.5. Dividend Payment Date

The dividend payment, subject to approval by the shareholders at the forthcoming Annual General Meeting, will be made on or before 5th October 2024.

6.6. Unpaid / Unclaimed Dividends

Pursuant to Section 124 of the Companies Act, 2013 read with the Investor Education and Protection Fund Authority (Accounting, Audit, Transfer and Refund) Rules, 2016, the dividend, which remains unpaid or unclaimed for a period of 7 years from the date of transfer to the unpaid dividend account of the Company, is required to be transferred to IEPF. Further, all shares in respect of which dividend has not been paid or claimed for seven consecutive years or more are required to be transferred by the Company to the demat account to IEPF Authority. During the Financial Year ended 31st March 2024, the Company has transferred unpaid dividend of Rs 3,66,385 for the Financial Year 2015-2016 to IEPF. The Company has also transferred 51,030 equity shares to demat account of IEPF authority in respect of which the dividend has been unpaid/unclaimed for the last 7 years.

6.7. Listing on Stock Exchanges and Stock codes

The names and addresses of the stock exchanges at which the equity shares of the Company are listed, and the respective stock codes are as under:

Name of the Stock Exchange	Stock Code
BSE Limited (BSE), Phiroze Jeejeebhoy Towers, Dalal Street, Mumbai- 400001	500227
National Stock Exchange of India Limited (NSE), Exchange Plaza, C-1, Block G, Bandra Kurla Complex, Bandra (E), Mumbai - 400 051	JINDALPOLY

Your Company has paid annual listing fees for the Financial Year 2024-2025 to BSE and NSE. Shares of the Company has not been suspended from trading during the year.

6.8. Company's ISIN No.

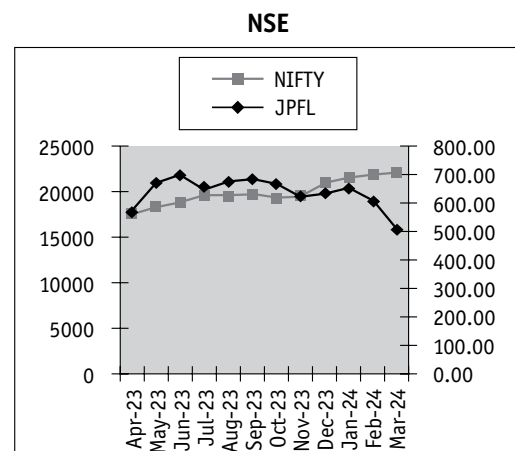
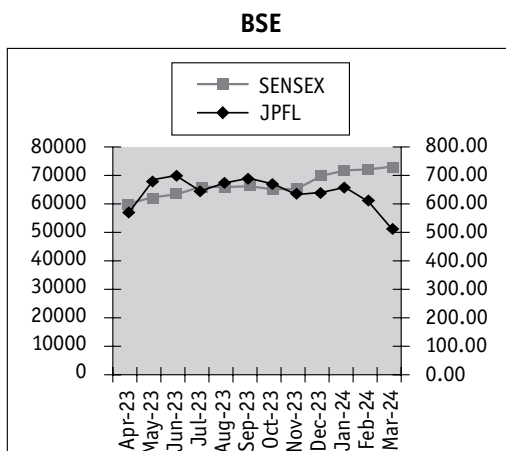
Company's ISIN Number is INE197D01010

6.9. Market Price Data

Market price data: High/low, number, value of shares traded and numbers of trades during each month of FY 2023-2024:

BSE						NSE					
Month	High Price	Low Price	No. of Shares Traded	Total Turnover (Rs in Lakhs)	No. of Trades	Month	High Price	Low Price	No. of Shares Traded	Total Turnover (Rs in Lakhs)	No. of Trades
Apr.23	635.75	500.60	478416	2758.43	42883	Apr.23	636.00	500.00	12,64,532	7,335.18	1,22,402
May.23	744.95	612.85	670285	4503.18	43334	May.23	740.00	612.25	39,49,173	27,541.13	2,15,060
Jun.23	740.00	653.40	591523	4055.24	33203	Jun.23	749.05	652.90	20,69,358	14,543.32	1,21,840
Jul.23	673.15	617.05	191591	1243.92	11924	Jul.23	674.90	617.05	5,47,254	3,546.97	56,941
Aug.23	720.70	626.95	129131	852.20	12303	Aug.23	720.00	627.10	15,67,105	10,548.67	1,04,882
Sep.23	724.70	647.40	106540	729.11	10533	Sep.23	725.00	646.20	13,68,378	9,419.41	1,10,282
Oct.23	732.45	603.00	124963	852.68	12425	Oct.23	734.75	602.35	12,33,505	8,472.15	1,09,315
Nov.23	655.80	613.00	54545	345.82	6570	Nov.23	656.30	610.30	4,50,156	2,850.81	44,962
Dec.23	666.00	611.15	73863	469.82	8479	Dec.23	666.15	610.05	6,79,239	4,331.21	73,134
Jan.24	692.40	619.35	61533	404.94	6330	Jan.24	692.75	619.90	8,30,259	5,479.00	87,548
Feb.24	660.30	557.65	84308	509.76	7029	Feb.24	664.00	560.00	7,12,387	4,310.47	63,053
Mar.24	573.55	450.00	136302	704.38	11028	Mar.24	573.00	449.20	25,89,119	13,542.26	2,01,802

6.10. Jindal Poly Films Limited share Price Movements Vis-à-vis Sensex and Nifty during FY 2023-2024.



6.11. Registrar & Transfer Agents and Share Transfer

KFin Technologies Limited
Karvy Selenium Tower B, Plot number 31 & 32
Financial District, Nanakramguda, Serilingampally Mandal Hyderabad- 500032, India,
Ph.: +91 040 6716 1517
E-mail: suresh.d@Kfintech.com
Website: www.kFintech.com.

6.12. Share Transfer System

The shares of the Company are compulsorily traded in dematerialised form. Shares received in physical mode are processed and approved by the Share Transfer Committee within a period of 15 days from the date of receipt provided the documents lodged are being valid and complete in all respects.

As per SEBI Press Release bearing no. 12/2019 dated March 27th, 2019, except in case of transmission and transposition of securities, request for effecting the transfer of securities held in physical form is disallowed with effect from April 01, 2019. However, transfer deeds once lodged prior to April 01, 2019 and returned due to the deficiency in the document, may be re- lodged even after April 01, 2019 with the office of the Company's Registrar and Share Transfer Agents, KFin Technologies Limited, Hyderabad or at the corporate office of the Company.

6.13. Dematerialization of Shares and Liquidity

As on 31st March 2024, 43652729 Equity shares (99.69% of the total number of shares) are in dematerialized form. The Company's shares are compulsorily traded in dematerialized mode.

6.14. Outstanding GDRs/ADRs / Warrants or any convertible instruments, conversion date and likely impact on equity

As of 31st March 2024, your Company has not issued any Global Depository Receipts (GDRs), American Depository Receipts (ADRs), Warrants, or any other convertible instruments in the past. Therefore, there are no outstanding GDRs, ADRs, Warrants, or convertible instruments held by the Company at present.

6.15. Shares in the suspense account

The Company does not hold any shares in its unclaimed suspense account.

6.16. Commodity Price Risk / Foreign Exchange Risk and Hedging activities

The Company actively manages foreign exchange risk associated with import and export transactions. To mitigate these risks, the Company engages in appropriate hedging transactions in accordance with its Risk Management Policy.

6.17. Plant Locations

28th Km Stone, Nashik Igatpuri Road NH-3, Taluka Igatpuri, Mundhegaon, Maharashtra 422403

6.18. Address for correspondence

Investors and shareholders are kindly requested to direct all correspondence to the Registrar & Transfer Agent at the above provided address for efficient processing and prompt response.

6.19. Electronic Clearing Services (ECS)

The Company offers the convenience of Electronic Clearing Service (ECS) for the distribution of dividends to its members who have opted for this facility, ensuring efficient and timely payment in major cities.



6.20. Distribution Schedule of Shareholding as on 31st March 2024

Sl No.	Category (Shares)	No. of Holders	% To Holders	No. of Shares	% To Equity
1	1 - 500	46250	97.10	2586490	5.91
2	501 - 1000	778	1.63	582602	1.33
3	1001 - 2000	329	0.69	477507	1.09
4	2001 - 3000	92	0.19	225480	0.51
5	3001 - 4000	48	0.10	170888	0.39
6	4001 - 5000	31	0.07	142962	0.33
7	5001 - 10000	54	0.11	375618	0.86
8	10001 - 20000	20	0.04	279264	0.64
9	20001 and above	29	0.06	38945602	88.94
	TOTAL:	47631	100.00	43786413	100.00

6.21. Shareholding Pattern

CATEGORY OF SHAREHOLDER	As on 31 March, 2024		As on 31 March, 2023	
	No. of shares	% to total Capital	No. of shares	% to total Capital
Promoter				
Individual	1000	0.00	1000	0.00
Promoters Bodies Corporate	29062131	66.37	29062131	66.37
Trusts	3577958	8.17	3577958	8.17
Public				
Mutual Funds	154	0.00	154	0.00
Alternative Investment Fund	3000	0.01	3000	0.01
Banks	204	0.00	204	0.00
NBFC	0	0.00	70	0.00
Foreign Portfolio - Corp	1311853	3.42	1499125	3.42
I E P F	196331	0.33	145701	0.33
Resident Individuals	8739892	19.92	8722243	19.92
Non-Resident Indian Non Repatriable	44123	0.08	34807	0.08
Non-Resident Indians	180200	0.33	142728	0.33
Bodies Corporates	417995	0.76	333558	0.76
H U F	251448	0.58	255927	0.58
Trusts	104	0.00	212	0.00
Clearing Members	20	0.02	7595	0.02
Total:	43786413	100.00	43786413	100.00

7. MEANS OF COMMUNICATION

- Your Company maintains regular communication with its shareholders through various channels, including the publication of quarterly, half-yearly, and annual results in prominent national and vernacular newspapers such as Financial Express and Jansatta. Additionally, shareholders receive information through the Annual Report, and through Company’s official website <https://www.jindalpoly.com>. There is no displays of official news releases and presentation made to institutional investors or to the analysts during the year.
- The Management Discussion and Analysis Report is an integral part of the Board’s Report, providing valuable insights into the Company’s performance, opportunities, risks, and future prospects. Which forms part of Annual Report

8. CREDIT RATING:

The Company has not issued any debt instruments, initiated a fixed deposit program, or pursued any fund mobilization scheme either in India or abroad. Nonetheless, CRISIL Limited has reaffirmed the Long-Term Credit rating as CRISIL AA-/ with negative outlook and also reaffirmed Short-Term Credit Rating as CRISIL A1+ for the Company, highlighting its robust financial position and credibility.

**9. STATUTORY AUDITORS AND THEIR FEE:**

M/s Singhi & Co. Chartered Accountants (Firm Registration No. 302049E) serves as the Statutory Auditors of the Company. During the Financial Year 2023-24, the Company paid a total fee of Rs. 56.02 lakhs to the Statutory Auditor for their services rendered to the Company and its subsidiaries. This fee cover various services provided by the Statutory Auditor to ensure compliance and accuracy in the financial reporting of the Company and its subsidiaries.

10. DISCLOSURE OF AGREEMENTS AS PER CLAUSE 5A PARA A PART A OF SCHEDULE III OF SEBI LODR REGULATIONS 2015

In line with Clause 5A Para A Part A of Schedule III of SEBI LODR regulations 2015, there were no agreements established by shareholders, promoters, entities of the promoter group, related parties, directors, key managerial personnel, or employees of the listed entity, its holding, subsidiary, or associate Company. This includes agreements between these parties or with the listed entity or a third party, either independently or jointly. Crucially, no agreements were identified that could, either directly, indirectly, or potentially, impact the Company's management or control, or enforce any restrictions or create liabilities for the Company.

11. OTHER DISCLOSURES

- The Company has diligently complied with all requirements of the Stock Exchanges, SEBI, and other Statutory Authorities pertaining to capital markets over the last three years.
- The Company has fully complied with all mandatory provisions of SEBI / Listing Regulations, as amended from time to time. Adoption of non-mandatory requirements stipulated under the Listing Regulations is regularly reviewed by the Board.
- A qualified practicing Company Secretary conducted a share capital audit to reconcile the total admitted equity share capital with the National Securities Depository Limited (NSDL) and the Central Depository Services (India) Limited (CDSL), as well as the total issued and listed equity share capital. The audit report confirms the agreement between the total issued/paid-up capital, the number of physical shares, and the number of dematerialized shares held with NSDL and CDSL.
- The Company has duly complied with the discretionary requirements as prescribed in schedule II part E of the SEBI Listing Regulations. The audit report for 2023-24, signed by Mr. Bimal Kumar Sipani, on behalf of the firm, contains no qualifications by the Statutory Auditors.
- Company has not raised funds through preferential allotment or qualified institutions placement during the year.
- The Company fully adheres to the corporate governance requirements outlined in Regulations 17 to 27 and clauses (b) to (i) of sub-regulation (2) of regulation 46 of the Listing Regulations. Compliance reports on Corporate Governance, prepared in the prescribed formats and signed by the Compliance Officer, have been submitted to the relevant stock exchanges. The Company has diligently complied with all mandatory requirements concerning Corporate Governance as stipulated in the Listing Regulations. There have been no instances of non-compliance with any provisions of the Corporate Governance Report.
- The Board periodically reviews the adoption of non-mandatory requirements specified in the Listing Regulations.

12. CEO/CFO CERTIFICATION

CEO/CFO certification, as mandated by Regulation 33 of the SEBI (Listing Obligations and Disclosure Requirements) Regulations, is provided as **Annexure- B** in the Corporate Governance Report. This certification attests to the accuracy and completeness of the Financial Statements, the adequacy of internal controls, and compliance with various regulatory requirements.

13. AUDITORS' CERTIFICATE ON CORPORATE GOVERNANCE

A certificate from the Statutory Auditors, affirming the Company's compliance with the conditions of Corporate Governance as stipulated in SEBI (Listing Obligations and Disclosure Requirements) Regulations, 2015, is enclosed herewith **Annexure- C** in the Corporate Governance Report for reference and verification.

For and on Behalf of Board of Directors

Sd/-

Vijender Kumar Singhal
Whole-Time Director & CFO
DIN: 09763670

Sd/-

Rathi Binod Pal
Director
DIN: 00092049

Date: 5th September 2024
Place: Gurugram

**CERTIFICATE OF NON-DISQUALIFICATION OF DIRECTORS**

(Pursuant to Regulation 34(3) and Schedule V Para C clause (10)(i) of the SEBI
(Listing Obligations and Disclosure Requirements) Regulations, 2015)

To,

The Members,

JINDAL POLY FILMS LIMITED

CIN: L17111UP1974PLC003979

19th K M Hapur Bulandshahr Road,

P O Gulaothi Bulandshahr UP 245408

We have examined the relevant registers, records, forms, returns and disclosures received from the Directors of M/s Jindal Poly Films Limited (hereinafter referred to as 'the Company'), produced before us by the Company for the purpose for issuing this Certificate, in accordance with Regulation 34(3) read with Schedule V Para-C Sub clause 10(i) of the Securities Exchange Board of India (Listing Obligations and Disclosure Requirements) Regulations, 2015.

In our opinion and to the best of our information and according to the verifications (including Directors Identification Number (DIN) status at the portal (www.mca.gov.in) as considered necessary and explanations furnished to me / us by the Company & its officers, We hereby certify that none of the Directors on the Board of the Company as stated below for the Financial Year ended on 31st March, 2024 have been debarred or disqualified from being appointed or continuing as Directors of companies by the Securities and Exchange Board of India, Ministry of Corporate Affairs, or any such other Statutory Authority.

Sr. No.	Name of Director	DIN	*Date of Appointment
1.	Mr. Vijender Kumar Singhal	09763670	15.10.2022
2.	Ms. Sonal Aggarwal	08212478	28.08.2018
3.	Mr. Sanjeev Saxena	07899506	13.09.2017
4.	Mr. Devinder Kumar Ritaliya	01417408	09.08.2023
5.	Mr. Sanjeev Aggarwal	00006552	28.05.2021
6.	Mr. Rathi Binod Pal	00092049	13.09.2017

* The date of appointment is the original date of appointment as per the MCA portal.

Ensuring the eligibility of for the appointment / continuity of every Director on the Board is the responsibility of the management of the Company. Our responsibility is to express an opinion on these based on our verification of annual disclosure received by the Company from its Directors and verification of the status of DIN data of the Directors available on the Ministry of Corporate Affairs Portal.

This certificate is neither an assurance as to the future viability of the Company nor of the efficiency or effectiveness with which the management has conducted the affairs of the Company.

FOR DMK ASSOCIATES COMPANY SECRETARIES

Date: 19.07.2024

Place: New Delhi

UDIN: F004140F000783996

(DEEPAK KUKREJA)

FCS, LLB., ACIS (UK), IP.
PARTNER

CP No.8265 FCS No. 4140

Peer Review No. 779/2020



DECLARATION

To,
The Board of Directors
Jindal Poly Films Limited
19th K.M., Hapur - Bulandshahr Road,
P.O. Gulaothi, Distt. Bulandshahr- 203408, UP

I, **Vijender Kumar Singhal, Whole time Director**, and **CFO** of the Company, hereby certify that the Board Members and Senior Management Personnel have affirmed compliance with the Rules of Code of Conduct for the financial year ended 31st March 2024 pursuant to the requirements of Part D of Schedule V of the SEBI (Listing Obligations and Disclosure Requirements) Regulations, 2015.

**By order of the Board
For Jindal Poly Films Limited**

Sd/-

Vijender Kumar Singhal

(Whole Time Director & Chief Financial Officer)

DIN: 09763670

Date: 30th May 2024
Place: Gurugram

CEO/ CFO COMPLIANCE CERTIFICATE

To,
The Board of Directors
Jindal Poly Films Limited
19th K.M., Hapur - Bulandshahr Road,
P.O. Gulaothi, Distt. Bulandshahr- 203408, UP

Sub: Compliance Certificate

I, **Vijender Kumar Singhal, Whole-time Director and Chief Financial Officer** of Jindal Poly Films Limited, certify that:

- I. I have reviewed Financial Statements and the cash flow statement for the financial year ended 31st March 2024 and that to the best of my knowledge and belief:
 - a) These statements do not contain any materially untrue statement or omit any material fact or contain statements that might be misleading;
 - b) These statements together present a true and fair view of the Company's affairs and are in compliance with existing accounting standards, applicable laws and regulations.
- II. There are, to the best of my knowledge and belief, no transactions entered into by the listed entity during the year which are fraudulent, illegal or violative of the Company's code of conduct.
- III. I accept responsibility for establishing and maintaining internal controls for financial reporting and that I have evaluated the effectiveness of internal control systems of the Company pertaining to financial reporting and I have disclosed to the auditors and the audit committee, deficiencies in the design or operation of such internal controls, if any, of which I am aware and the steps I have taken or propose to take to rectify these deficiencies.
- IV. I have indicated to the auditors and the Audit committee:
 - a) significant changes in internal control over financial reporting during the year;
 - b) significant changes in accounting policies during the year and that the same have been disclosed in the notes to the Financial Statements; and
 - c) instances of significant fraud of which I have become aware and the involvement therein, if any, of the management or an employee having a significant role in the Company's internal control system over financial reporting.

**By order of the Board
For Jindal Poly Films Limited**

Sd/-

(Vijender Kumar Singhal)

(Whole Time Director & Chief Financial Officer)

Date: 30th May 2024
Place: Gurugram

**Independent Auditor's Certificate on compliance with the conditions of Corporate Governance as per provisions of Chapter IV of Securities and Exchange Board of India (Listing Obligations and Disclosure Requirements) Regulations, 2015 as amended**

To,
The Members of Jindal Poly Films Ltd.
19th KM Hapur Bulandshahr Road,
Gulaothi, Distt. Bulandshahr – 245408

1. The Corporate Governance Report prepared by Jindal Poly Films Limited (hereinafter the "Company"), contains details as required by the provisions of Chapter IV of Securities and Exchange Board of India (Listing Obligations and Disclosure Requirements) Regulations, 2015, as amended ("the Listing Regulations") ('Applicable criteria') with respect to Corporate Governance for the year ended **March 31, 2024**. This certificate is required by the Company for annual submission to the Stock Exchange and to be sent to the Shareholders of the Company.

MANAGEMENT'S RESPONSIBILITY

2. The preparation of the Corporate Governance Report is the responsibility of the management of the Company including the preparation and maintenance of all relevant supporting records and documents. This responsibility also includes the design, implementation and maintenance of internal control relevant to the preparation and presentation of the Corporate Governance Report.
3. The management along with the Board of Directors of the Company are also responsible for ensuring that the Company complies with the conditions of Corporate Governance as stipulated in the Listing Regulations, issued by the Securities and Exchange Board of India.

AUDITOR'S RESPONSIBILITY

4. Pursuant to the requirements of the Listing Regulations, our responsibility is to express a reasonable assurance in the form of an opinion whether the Company has complied with the specific requirements of the Listing Regulations referred to in paragraph 3 above.
5. We conducted our examination of the Corporate Governance Report in accordance with the Guidance Note on Reports or Certificates for Special Purposes (Revised) and the "Guidance Note on Certification of Corporate Governance," both issued by the Institute of Chartered Accountants of India ("ICAI"). The Guidance Note on Reports or Certificates for Special Purposes (Revised) requires that we comply with the ethical requirements of the Code of Ethics issued by the Institute of Chartered Accountants of India.
6. We have complied with the relevant applicable requirements of the Standard on Quality Control (SQC) 1, Quality Control for Firms that Perform Audits and Reviews of Historical Financial Information, and Other Assurance and Related Services Engagements.

OPINION

7. Based on the procedures performed by us and according to the information and explanations given to us, that we are of the opinion that the Company has complied in all material respect with the conditions of Corporate Governance as stipulated in the Listing Regulations, as applicable for the year ended March 31, 2024, referred to in paragraph 1 above.

OTHER MATTERS AND RESTRICTION ON USE

8. This Certificate is neither an assurance as to the future viability of the Company nor the efficiency or effectiveness with which the management has conducted the affairs of the Company.
9. This certificate is addressed to and provided to the Members of the Company solely for the purpose of enabling it to comply with its obligations under the Listing Regulations with reference to compliance with the relevant regulations



of Corporate Governance and should not be used by any other person or for any other purpose. Accordingly, we do not accept or assume any liability or any duty of care or for any other purpose or to any other party to whom it is shown or into whose hands it may come without our prior consent in writing. We have no responsibility to update this report.

For Singhi & Co. Chartered Accountants
ICAI Firm Registration Number: 302049E

Bimal Kumar Sipani
Partner

Membership Number 088926
UDIN: 24088926BKEMDB7240

Date: 05.09.2204
Place: Noida (Delhi- NCR)



MANAGEMENT DISCUSSION & ANALYSIS

COMPANY OVERVIEW

Jindal Poly Films Ltd (JPFL) was incorporated in 1974 and started production of polyester yarn in 1985 at Bulandshahr. The company started manufacturing polyester chips for captive use in 1993. In 1996, JPFL diversified into manufacturing of biaxially oriented polyethylene terephthalate (BOPET) film and in 2003 into BOPP Films.

Jindal Poly Films Limited ("the Company") through its subsidiaries boasts a diverse portfolio across sectors such as Packaging Films, Non-Woven Fabrics and Labelling Industry.

Your company continues to maintain its leadership position in the Indian Flexible Packaging Industry. With a diverse range of products in the films and labelling space it offers a unique and unmatched value proposition to its customers.

The current year has seen several marketing innovations being initiated by your company which are in line with the company's core philosophy of empowering the customer through a transparent and equitable pricing policy which provides all customers a level playing ground.

The current year witnessed the packaging film industry in India undergo watershed changes with increased fragmentation of both the supply side and the customer side. Your company has always believed in staying ahead of the curve and disrupting the market whenever the need has arisen, with these initiatives it has reshaped buying behaviour, consolidated its market share and positioned itself for long term growth and resilience.

Additionally, we excel in producing PP-based 'Spunmelt' and 'Spunbond' Nonwoven Fabric, showcasing our adaptability to evolving market needs. Through our subsidiary, SMI Coated Products Private Limited, we offer more than 200 different products of self-adhesive labels required by the dynamic label industry.

Our company epitomizes innovation, quality, and reliability across packaging films, non-woven fabrics, and labelling solutions.

GLOBAL ECONOMY

In 2023, the global economy continues to show resilience despite facing several strong headwinds viz., the Middle East crisis, Russia's invasion of Ukraine, high inflation, high costs and falling household purchasing power, rising geopolitical uncertainties, and forced monetary tightening. Global growth is estimated to sustain at 3.2% in 2024, similar to 2023. The economy is better placed now than at the same time in 2023, with the risk of a global recession receding. In late 2023, headline inflation neared its pre-pandemic level in most economies for the first time since the start of the global inflation surge. As global inflation descended from its peak, economic activity grew steadily, defying warnings of stagflation and global recession. The United States with some middle-income economies displayed strong economic performance, with aggregate demand supported by stronger than expected private consumption amidst still tight though easing labour markets. Continuing geopolitical tensions, including the Middle East crisis, Russia-Ukraine war and the upcoming US presidential elections pose a risk to dampen growth in 2024.

Growth in the United States is expected to be 2.4% in 2024, while the Eurozone is expected to witness a minor recovery of 0.7%. Recovery in Europe will be driven by declining inflation and energy prices normalising. China witnessed stronger-than-expected growth of 5.2% in 2023, with 2024 growth projected at 4.65%. Industrial overcapacity, continued slowdown in domestic demand, deepening deflation and heightened trade tensions with the West will remain major headwinds for China throughout 2024.

INDIAN ECONOMY

India's economic growth has been resilient against global headwinds for three fiscal years now. Policy and regulatory support and prudence have helped, as has the gradual reinvigoration of the private sector.

The Country's attractiveness as an investment destination remains robust, given the size and scale of operations it has to offer to global companies, abundant skilled talent pool, and prowess in technology and innovation.

The industrial manufacturing sector has experienced a significant boost, attracting global technology giants to expand their supplier networks within India. This momentum is further supported by the implementation of state industrial policies that complement sector specific incentive schemes. Concurrently, substantial investments in logistics and infrastructure development, including the construction of new roads, highways and rail tracks, underscore the Government's commitment to bolstering this critical sector. Capital spending by the Government and strong manufacturing activity have meaningfully contributed to the robust growth outcomes in 2024.

Various Production Linked Incentive ('PLI') schemes have revived the manufacturing sector post pandemic. They are helping build up critical value chains and industrial clusters, besides expanding the Country's export basket.

INDUSTRY OVERVIEW

Our company continually propels growth and delivers value to its stakeholders within the Packaging Films, Non-Woven Fabrics and Labelling Solutions.

- **Packaging Films Industry**

The demand for flexible packaging material continues its relentless growth. While Global Growth rates are in the mid-single digits, demand for flexible packaging is growing at more than 10% per annum. The low per capita consumption of flexible packaging in India and other South Asian countries compared to the Western World makes it one of the most potential markets with sustained long-term growth outlook for flexible packaging manufacturers. Growing per capita GDP, urbanisation, organised retail penetration, and burgeoning middle class with higher disposable income is driving the demand for packaged goods. Global demand which had dampened in the previous fiscal due to geopolitical tensions and recessionary fears showed signs of easing.

The shift towards sustainable packaging solutions continued with recyclable mono material structures increasingly getting adopted by the brand owners. This shift has been fully supported by film manufacturers who have redesigned existing films with enhanced functionalities which facilitate mono material MLP to be produced by converting companies. Companies are increasingly broadening their product portfolio with bio-degradable and PCR (Post-Consumer Recycled) content films which offer sustainable packaging solutions. The packaging films industry has risen to the occasion by offering a sustainable range of films which offer superior barrier at the lowest carbon footprint over its lifecycle and at the least cost. This has reinvented and reinforced the ubiquity and indispensability of flexible packaging even in an era shaped by sustainable objectives.

- **Nonwovens Fabrics Industry:**

The robust demand for non-woven fabrics is buoyed by their wide-ranging applications, from manufacturing interlinings, insulation and protective clothing, and industrial work wear, to footwear and chemical defense suits. Consequently, these fabrics are experiencing broad adoption across diverse industries. These sectors include but are not limited to hygiene, personal care, automotive, filtration, and more, thereby driving the expansion and evolution of the non-woven fabrics market.

- **Labelling Solutions:**

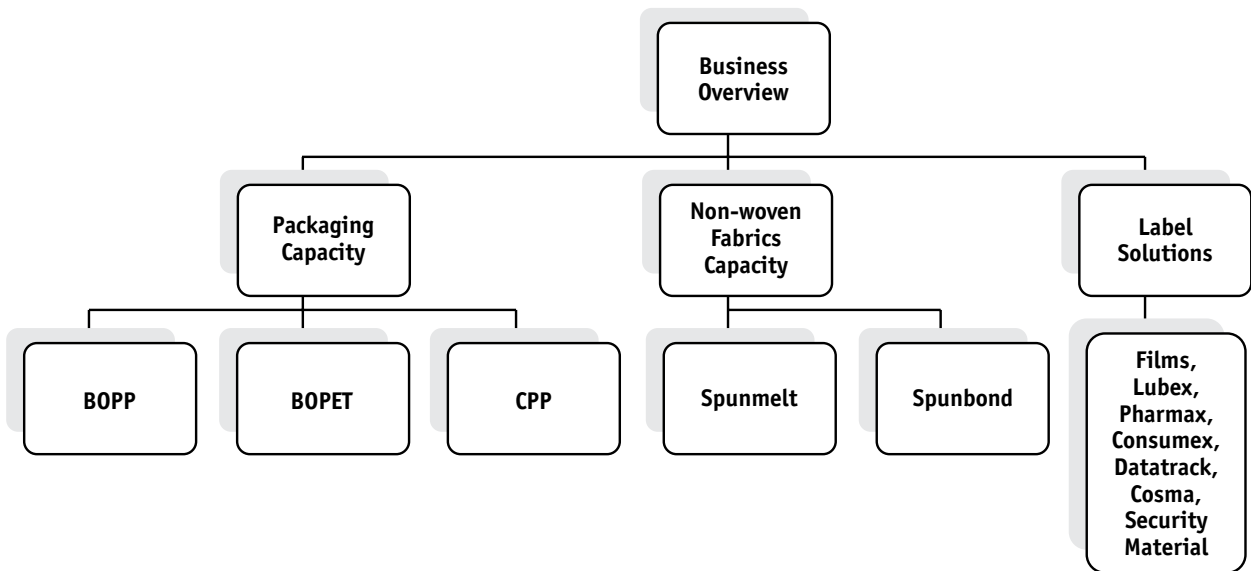
Indian label industry has witnessed a very robust demand and is growing steadily at a CAGR of 9%. Large number of new product launches in PS amenable formats resulting in sectors like food, beverage, wines and spirits, pharma and personal care driving demand growth and innovation in the Indian label industry.

In the complex supply chain environment, we have steadily been able foster strong relationship with our European and Asian suppliers as strategically minimized impact of higher pulp and film resins. The outlook for 2024 remains very outbound and expect to maintain strategy to see any downturn in volatile pricing.

BUSINESS OVERVIEW (Segment wise/Product wise performance)

Our company boasts a diverse portfolio across sectors such as Packaging Films, Non-Woven Fabrics and Labelling Industry.

The chart below showcases the comprehensive array of products that Jindal Poly manufactures:



Packaging Films: The company is engaged in manufacturing a comprehensive range of products. This includes BOPP, BOPET (Thick and Thin), CPP, Lamination, Metallized Films, Coated Films, Thermal Lamination Films, and Capacitor Films.

JFPL Films Private Limited (“JFPL”) is a subsidiary of the Company, which has been offering a wide range of products and solutions. It is a leading Indian manufacturer with a mission to transform the packaging industry. Specializing in BOPP, BOPET, CPP films, and more, it has established ourselves as a global powerhouse known for top-notch quality and cutting-edge technology. Our diverse film range forms the basis of modern packaging solutions, offering durability and superior barrier properties.

This strategic manufacturing facility is situated in Nashik, Maharashtra. It boasts a substantial production capacity for BOPP total capacity 2,94,200 TPA, for BOPET total capacity 1,70,000 TPA, for CPP total capacity 33,600 TPA, exemplifying the operational magnitude and its dedication to fulfilling customer requirements.

Strategically with a state of art facility in Nasik, Maharashtra, which grants us efficient market access. Backed by an experienced senior management team, we drive innovation with deep industry insights. Leveraging our geographical advantage, we ensure seamless imports and exports for global distribution.

Nonwovens Fabrics: Global Nonwovens is India’s premier spunmelt nonwoven manufacturer, equipped with three advanced Reicofil® R5 & R4S multi-beam composite spunmelt lines (SSMMS) from Germany. With a production capacity of 70,000 MT, the company caters to global sectors including hygiene, medical, and industrial, serving numerous multinational entities in the personal care domain.

The Company has established unparalleled standards in process efficiency, product quality, and traceability, all while using premium raw materials and emphasizing continuous R&D. Noteworthy international certifications include ISO 9001:2005, ISO 14001:2015, ISO 45001:2018, ISO 13485:2016, SEDEX SMETA, and CYBER VADIS. Moreover, Global Nonwovens recently achieved silver medallist status by Eco-Vadis, a globally renowned business sustainability rating platform.

Labelling Solutions: Jindal SMI Coated Products Ltd. wholly owned subsidiary of Jindal Poly Films Limited, ventured into the labelling solutions business, signifying a notable diversification. Committing to a sustainable future, it stands at the vanguard of innovating products championing carbon neutrality for brands. Emphasizing its eco-centric approach, the Ambarnath MIDC Plant under Jindal SMI Coated Products Ltd has integrated a solar setup, projected to counterbalance up to 25% of its energy consumption. Labelling Solutions business recorded revenue of Rs. 294 cr. in F. Y. 2023-24.



Product Development and Quality Enhancement

In the relentless pursuit of innovation, Jindal Poly consistently advances and refines its product portfolio. This involves developing new products and enhancing the quality across key divisions, such as Packaging Films, Non-Woven Fabrics and Labelling Solutions. As it navigates the future, there remains an unwavering commitment to evolve, striving to deliver increasingly efficient and reliable solutions.

FINANCIAL PERFORMANCE

The following are the key financial highlights for the period ended **31st March 2024**.

(Rs.in Lakhs)

Particulars	2023-2024		2022-2023	
	Standalone	Consolidated	Standalone	Consolidated
Total Income	1,03,959	4,40,350	3,04,438	5,34,417
Profit from Operations (before Exceptional Items and Tax)	41,395	9,156	86,836	68,514
Exceptional Items +/-(-)	NIL	NIL	1,09,478	(22,697)
Share of Net Profit/(Loss) of associate	-	(62)	-	(276)
Profit before tax	41,395	9,094	1,96,315	45,541
Profit after tax for the year	31,200	7,150	1,74,118	31,893

The reported financial results reflect the impact of the business transfer during the previous fiscal year 2022-23.

Change in Key Financial Ratios (subject to confirmation):

The changes in key financial ratios provide valuable insights into the performance and efficiency our company during the fiscal year. These ratios reflect the company’s ability to manage various aspects of its operations. Here are some notable observations:

Sr. No.	Particulars	2023-2024	2022-2023	Change %
		Standalone	Standalone	
1	Trade Receivable Turnover Ratio	3.72	14.22	(74)
2	Current Ratio	11.28	11.27	0.04
3	Inventory Turnover Ratio	5.39	5.02	7.49
4	Net Profit Ratio (%)	0.57	0.70	(18.14)
5	Return on Capital Employed (%)	0.07	0.14	(51.21)
6	Operating Profit Margin (%)	18.49	12.88	5.61
7	Interest Coverage Ratio	10.25	42.57	(75)
8	Debt Equity Ratio	0.12	0.14	(15)

*The reason of significant change in the above ratios is because of transfer of packaging films business during the previous year effective from 2nd August 2022.

STRENGTHS:

Holding the title as India’s preeminent producer of Poly Films, with state-of-the-art facility and advanced technologies, exemplifying cost-efficiency, meticulously designed to guarantee optimal production efficacy, setting a benchmark in the industry.

**OPPORTUNITIES AND THREATS****Opportunities:**

- Consumer demand for eco-friendly packaging presents opportunities for manufacturers to offer sustainable solutions.
- Embracing advanced production processes and printing techniques enables companies to provide cutting-edge products.
- Tailoring packaging films to specific industry needs and collaborating closely with clients can drive market expansion.
- Leveraging competitive pricing and strong distribution networks, Indian manufacturers can explore international markets' growing demand.
- E-commerce boom presents an opportunity for the flexible packaging industry to innovate and tap into new revenue streams in this growing market.

Threats:

- Market fluctuations in raw material prices, such as polypropylene and polyethylene terephthalate, impact profitability.
- Rapid changes in consumer preferences, economic conditions, and global trade dynamics require adaptability for sustained growth.
- Stringent environmental regulations may impose further costs, making it even more challenging for the flexible packaging industry to maintain profitability amid escalating operational expenses.
- Rise in consumer preference for eco-friendly alternatives could erode market share, adding to the operational and strategic challenges faced by the traditional flexible packaging industry.
- Over capacity in Packaging Films Industry.

By addressing these threats and capitalizing on opportunities, our company can leverage its market presence, diverse product range, and strategic focus on key growth areas.

SUSTAINABILITY INITIATIVES AND CORPORATE SOCIAL RESPONSIBILITY

Emphasizing environmental stewardship, our company implements sustainable practices in its operations, including energy conservation, waste reduction, and water management strategies. Beyond internal operations, the company engages with local communities through social development programs, focusing on education, healthcare, and environmental awareness. Through the integration of sustainability into business practices, the company creates enduring value for stakeholders and contributes to a greener, more socially responsible future. This approach underscores the company's belief in the essential role of sustainable businesses in nurturing a sustainable society.

RISK MANAGEMENT

The company operates with a proactive stance towards risk identification, assessment, and mitigation, which may potentially impact operations, financial performance, or reputation. A robust risk management framework is utilized to anticipate and address various types of risks, such as market volatility, supply chain disruptions, regulatory changes, and competitive pressures. Emerging risks are continually monitored, and mitigation strategies are adopted to minimize potential impacts. By placing a high priority on risk management, the company strives to ensure long-term sustainability and resilience in an ever-evolving market environment.

CORPORATE GOVERNANCE

Our company's Board of Directors comprises experienced professionals who bring diverse expertise and perspectives to the table. We adhere to rigorous governance policies and procedures that ensure accountability, integrity, and fairness in our decision-making processes. We maintain open and transparent communication channels with our shareholders, providing them with timely and accurate information about our performance, strategies, and risks. Additionally, we have established committees to oversee key areas such as audit, risk management, and corporate social responsibility,

further strengthening our governance framework. By nurturing a culture of ethical conduct and responsible business practices, we aim to maintain the trust and confidence of our stakeholders.

HUMAN RESOURCES AND TALENT MANAGEMENT

Our company fosters a culture of inclusivity, collaboration, and continuous learning, where every employee is encouraged to reach their full potential. Our talent management initiatives focus on attracting and retaining top talent in the industry, nurturing their skills through training and development programs, and providing growth opportunities within the organization. We also emphasize employee engagement and work-life balance, ensuring a healthy and supportive work environment. By investing in our employees' professional growth and well-being, we build a motivated and high-performing workforce that drives our success. Total number of employees in the Company stands at 273.

INDUSTRIAL RELATIONS

During the year under review, harmonious industrial relations were maintained in your Company.

INTERNAL CONTROL SYSTEM

Our internal control framework encompasses policies, procedures, and monitoring mechanisms that promote adherence to regulatory requirements and ethical standards. We have established clear lines of authority, segregation of duties, and comprehensive risk assessment processes. Regular internal audits and reviews are conducted to assess the effectiveness of our control systems and identify areas for improvement. By strengthening our internal control system, we enhance transparency, minimize the risk of fraud or errors, and protect the interests of our stakeholders. The Audit Committee regularly reviews significant audit findings, adequacy and reliability of financial reporting and internal control and risk management frameworks.

Overall, our company is well-positioned in the industry, with a focus on strategic decisions, customer-centric approaches, innovation, and sustainable growth. The company's commitment to operational excellence, market expansion, and stakeholder engagement positions it for continued success in the ever-evolving business landscape.

RESEARCH AND DEVELOPMENT

Research and development (R&D) play a crucial role in our company's growth and innovation. We have a dedicated R&D team that continuously explores new technologies, materials, and processes to enhance our product offerings. Our R&D initiatives focus on improving product quality, developing new applications, products to address emerging market trends. Through collaboration with industry experts, academic institutions, and customers, we stay at the forefront of technological advancements. By investing in R&D, we aim to meet evolving customer needs, drive product innovation, and maintain our competitive advantage in the market.

CAUTIONARY STATEMENT

This report contains forward-looking statements that reflect the Company's current expectations, projections, and intentions regarding its objectives, plans, or goals. These statements are subject to certain risks and uncertainties, including domestic and international economic conditions, change in Government regulations, tax regime and other factors that could cause actual results to differ materially. The Company cautions readers not to place undue reliance on these forward-looking statements, as they are based on information available at the time of the report and are subject to change. The Company undertakes no obligation to update or revise any forward-looking statements, and readers are advised to carefully consider the risk factors and uncertainties discussed in the report.



Business Responsibility & Sustainability Reporting (BRSR) – Jindal Poly Films Limited

At Jindal Poly Films Limited, we place a great importance on our responsibility and dedication to achieve sustainability. We firmly believe that integrating ESG (Environment, Social and Governance) practices is essential for achieving efficiency, long-term value, growth, and realizing our envisioned future as both an organization and a community. ESG serves as a critical foundation, guiding our sustainability strategy to identify, manage, and mitigate the impacts and risks associated with our operations in the economic, social, and environmental realms. Our commitment lies in continuously reducing our environmental footprint, fostering socially responsible practices both internally and in the communities, we operate within, and upholding principles of integrity, accountability, and transparency in our governance.

Section A - GENERAL DISCLOSURES

I. DETAILS OF THE LISTED COMPANY

1.	Corporate Identity Number (CIN) of the Listed Company	L17111UP1974PLC003979
2.	Name of the Listed Company	JINDAL POLY FILMS LIMITED
3.	Year of incorporation	1974
4.	Registered office address	19th K M Hapur Bulandshahr Road P O Gulaothi Bulandshahr, Uttar Pradesh 245408 India
5.	Corporate office address	Plot No. 87, Sector 32, Institutional Area, Gurugram, Haryana – 122001 India
6.	E-mail	cs_jpoly@jindalgroup.com
7.	Telephone	0124- 6925100, 0124-6570325
8.	Website	https://www.jindalpoly.com/
9.	Financial year for which reporting is being done	2023-2024
10.	Name of the Stock Exchange(s) where shares are listed.	BSE Limited (BSE), National Stock Exchange of India Limited (NSE)
11.	Paid-up Capital	Rs. 43,78,64,130 (Rupees Forty-Three Crore Seventy-Eight Lacs Sixty-Four Thousand One Hundred Thirty)
12.	Name and contact details (telephone, email id) of the person who may be contacted in case of any queries on the BRSR report	Mr. Ashok Yadav cs_jpoly@jindalgroup.com 0124-6925100, 0124-6570325
13.	Reporting boundary: Are the disclosures under this report made on standalone basis (i.e., only for the Company) or on a consolidated basis (i.e., for the Company and all the entities which form a part of its consolidated financial statements, taken together).	This report is prepared on a standalone basis. The reporting boundary for the current year has been revised as compared to the previous year i.e. from consolidated basis to standalone basis. To that extent the same is not comparable with the last year.
14.	Name of Assurance Provider	Not -applicable
15.	Type of Assurance Obtained	Not-applicable

II. PRODUCTS/SERVICES

16. Details of business activities (accounting for 90% of the turnover):

S. No.	Description of main activity	Description of business activity	% Of turnover of the Company
1.	Nonwoven Fabric	Manufacturing of PP (Polypropylene) based 'Spunmelt' & Spunbond' Nonwoven Fabric.	100%

17. Products/Services sold by the Company (accounting for 90% of the Company's Turnover):

S. No.	Product/Service	NIC Code	% of total turnover contributed
1.	Nonwoven Fabric	1312	100%

III. OPERATIONS
18. Number of locations where plants and/or operations/offices of the Company are situated:

Location	Number of plants	Number of offices	Total
National	1	1	2
International	Nil	Nil	Nil

19. Markets served by the Company:
a. Number of locations

Locations	Number
National (Number of States)	14 States
International (Number of Countries)	20 Countries

b. What is the contribution of exports as a percentage of the total turnover of the Company?

16%

c. A brief on types of customers.

Company caters primarily to multinational and Private label hygiene and medical product manufacturers in India and abroad. We are the single stop shop for global hygiene, medical and industrial products.

IV. EMPLOYEES
20. Details as at the end of the Financial Year:
a. Employees and workers (including differently abled):

S. No.	Particulars	Total	Male		Female	
		(A)	No. (B)	% (B / A)	No. (C)	% (C / A)
EMPLOYEES						
1.	Permanent (D)	121	102	84%	19	16%
2.	Other than Permanent (E)	0	0	0%	0	0%
3.	Total employees (D + E)	121	102	84%	19	16%
WORKERS						
4.	Permanent (F)	157	131	83%	26	17%
5.	Other than Permanent (G)	70	62	89%	8	11%
6.	Total workers (F + G)	227	193	85%	34	15%

b. Differently abled Employees and workers

S. No.	Particulars	Total	Male		Female	
		(A)	No. (B)	% (B/A)	No. (C)	% (C / A)
DIFFERENTLY ABLED EMPLOYEES						
1.	Permanent (D)	2	2	100%	0	0%
2.	Other than Permanent (E)	0	0	0%	0	0%
3.	Total employees (D + E)	2	2	100%	0	0%
DIFFERENTLY ABLED WORKERS						
4.	Permanent (F)	1	1	100%	0	0%
5.	Other than Permanent (G)	0	0	0%	0	0%
6.	Total differently abled workers (F + G)	1	1	100%	0	0%



21. Participation/ Inclusion/ Representation of women

Particulars	Total (A)	No. and percentage of Females	
		No. (B)	% (B / A)
Board of Directors	6	1	17%
Key Management Personnel	2	0	0%

22. Turnover rate for permanent employees and workers. (Disclose trends for the past 3 years)

	FY 2023-24(%)			FY 2022-23(%)			FY 2021-22(%)		
	Male	Female	Total	Male	Female	Total	Male	Female	Total
Permanent Employees	15	12	27	41.7	56.6	43.9	36.4	32.8	35.8
Permanent Workers	17	3	20	44.4	40.6	44.0	30.1	28.1	30.0

V. HOLDING, SUBSIDIARY AND ASSOCIATE COMPANIES (Including Joint Ventures)

23. (a) Names of holding / subsidiary / associate companies / joint ventures

S. No.	Name of the holding / subsidiary / associate companies / joint ventures (A)	Indicate whether holding/ Subsidiary/ Associate/ Joint Venture	% of shares held by listed Company	Does the Company indicated in column A participate in the Business Responsibility initiatives of the listed Company? (Yes/No)
1.	Concatenate Flexi Films Advest Private Limited	Holding	N.A.	No
2.	JPFL Films Private Limited	Subsidiary	99.97%	No
3.	Jindal SMI Coated Products Limited	Subsidiary	100.00%	No
4.	JPF Netherlands Investment B.V.	Subsidiary	100.00%	No
5.	Jindal Films India Limited	Subsidiary	100.00%	No
6.	Jindal Imaging Limited	Subsidiary	100.00%	No
7.	Global Nonwovens Limited	Subsidiary	100.00%	No
8.	Jindal Specialty Films Limited	Subsidiary	100.00%	No
9.	Univerus Commercial Properties Limited	Subsidiary	100.00%	No
10.	Univerus Poly & Steel Limited	Subsidiary	100.00%	No
11.	Jindal Display Limited	Associate	45%	No
12.	Enerlite Solar Films India Private Limited	Associate	33%	No

VI. CSR DETAILS

24. Whether CSR is applicable as per section 135 of Companies Act, 2013: (Yes/No) – Yes

- i. Turnover (in Rs.) - 543 Cr.
- ii. Net worth (in Rs.) - 5342 Cr.

VII. TRANSPARENCY AND DISCLOSURES COMPLIANCES
25. Complaints/Grievances on any of the principles (Principles 1 to 9) under the National Guidelines on Responsible Business Conduct:

Stakeholder group from whom complaint is received	Grievance Redressal Mechanism in Place (Yes/ No) (If yes, then provide web-link for grievance redress policy) *	FY 2023- 24			FY 2022- 23		
		Number of complaints filed during the year	Number of complaints pending resolution at close of the year	Remarks	Number of complaints filed during the year	Number of complaints pending resolution at close of the year	Remarks
Communities	Yes	0	0	Nil	0	0	Nil
Investors (other than Shareholder)	Yes	0	0	Nil	0	0	Nil
Shareholders**	Yes	219	0	Nil	189	0	Nil
Employees and workers	Yes	0	0	Nil	0	0	Nil
Customers	Yes	88	0	Nil	145	0	Nil
Value Chain Partners	Yes	0	0	Nil	0	0	Nil
Others (please specify)	Nil						

Note-

* A dedicated email address, cs_jpoly@jindalgroup.com, is provided for addressing inquiries from investors and shareholders and information about the Investor Grievances Cell is available at company's website <https://www.jindalpoly.com/download-reports>. Additionally, the company has established a range of policies that encompass various aspects of grievance resolution. These policies include, but are not limited to, the Prevention of Sexual Harassment (POSH) Policy, and Whistleblower Policy, all designed to protect the well-being of employees and workers, including women. The company also offers separate email addresses for customers, namely info@globalnonwovens.in and wecare@jindalgroup.com where concerns can be reported or raised.

** 219 complaints/grievances mostly related to Non receipt/re-validation/lost dividend warrants etc.

26. Overview of the Company's material responsible business conduct issues

Please indicate material responsible business conduct and sustainability issues pertaining to environmental and social matters that present a risk or an opportunity to your business, rationale for identifying the same, approach to adapt or mitigate the risk along-with its financial implications, as per the following format.

S. No.	Material issue identified	Indicate whether risk or opportunity. (R/O)	Rationale for identifying the risk / opportunity.	In case of risk, approach to adapt or mitigate.	Financial implications of the risk or opportunity (Indicate positive or negative implications).
1.	Energy Conservation	Opportunity	Energy conservation measures often involve optimizing processes, equipment, and systems to operate more efficiently. Implementing energy conservation measures can lead to significant cost savings.	-	Positive Improved productivity, reduced downtime, and streamlined operations, resulting in overall business efficiency gains. Lowering of utility bills and operational expenses, resulting in improved profitability

S. No.	Material issue identified	Indicate whether risk or opportunity. (R/O)	Rationale for identifying the risk / opportunity.	In case of risk, approach to adapt or mitigate.	Financial implications of the risk or opportunity (Indicate positive or negative implications).
2.	Employee Well-being	Opportunity	Nurturing robust employee connections and safety practices creates a favorable workplace atmosphere, raising spirits, improving safety protocols, lowering accidents, and securing a motivated workforce.	-	Positive. Improving workforce health and safety builds trust, boosting productivity, and cutting down on days off for positive financial outcomes.
3.	Code of Conduct	Opportunity	Embracing business ethics and integrity creates opportunities for ethical leadership, stakeholder trust, and social responsibility.	-	Positive. Leveraging ethical business practices to unlock fresh opportunities and promote rapid growth.
4.	Product Impact	Opportunity	The company strives to create low-impact products and harnesses the diverse user base for impactful change. Research and technological progress offer chances to enhance quality, improve efficiency, and achieve a competitive edge.	-	Positive. Enhancing products and customer satisfaction boosts market reach and penetration.
5.	Responsible Sourcing	Risk	Suppliers are crucial for businesses and can influence their operations. Companies can impact suppliers' ESG performance through purchasing decisions, incentivizing better outcomes.	Recognizing responsible sourcing's significance, the Company plans to integrate supplier ESG performance in its strategy.	Negative. Short-term costs may arise but will lead to favorable long-term financial outcomes.
6.	Community Relations	Opportunity	The company implements impactful CSR programs to enhance local socio-economic well-being, fostering strong community relationships through approved projects guided by its Board-approved policy.	-	Positive. Supporting social causes and collaborating with the community builds market trust and foster expansion.
7.	Corporate Governance Practices	Opportunity	The Code of conduct of the Company encourages all the Stakeholders to maintain good Corporate Governance Practices.	-	Positive By following the Corporate Governance Practices, the brand value and the reputation of the Company will increase.

Section B: MANAGEMENT AND PROCESS DISCLOSURES

This section is aimed at helping businesses demonstrate the structures, policies and processes put in place towards adopting the National Guidelines on responsible Business conduct (NGRBC) Principles and Core Elements.

Disclosure Questions	P1	P2	P3	P4	P5	P6	P7	P8	P9
Policy and management processes									
1. a. Whether your Company's policy/policies cover each principle and its core elements of the NGRBCs. (Yes/No)	Y	Y	Y	Y	Y	Y	Y	Y	Y
b. Has the policy been approved by the Board? (Yes/No)	The policies in accordance with SEBI regulations receive approval from the Board, while other policies are sanctioned by the relevant department heads in consultation with the Management.								
c. Web Link of the Policies, if available	The company's intranet provides access to the policies concerning internal stakeholders. https://www.jindalpoly.com/corporate-structure-and-governance								
2. Whether the Company has translated the policy into procedures. (Yes / No)	Y	Y	Y	Y	Y	Y	Y	Y	Y
3. Do the enlisted policies extend to your value chain partners? (Yes/No)	All the policies enacted by the Company are accessible on its official website, and we anticipate that all partners within the value chain will adhere to the relevant policies.								
4. Name of the national and international codes/certifications/labels/standards (e.g., Forest Stewardship Council, Fairtrade, Rainforest Alliance, Trustee) standards (e.g., SA 8000, OHSAS, ISO, BIS) mapped to each principle)-									
Principle 1 Principle 2 Principle 3 Principle 4 Principle 5 Principle 6 Principle 7 Principle 8 Principle 9	ISO 9001: 2015 – QMS, ISO 14001:2015 – EMS ,ISO 45001:2018 – HEALTH & SAFETY, ISO 13485:2016 – QMS FOR MEDICAL DEVICE, OEKO-TEX EDANA -QAP, SEDEX, ECOVADIS CYBERVADIS								
5. Specific commitments, goals and targets set by the Company with defined timelines, if any.	<p>Jindal Poly Films Limited is actively developing a comprehensive ESG roadmap that encompasses well-defined commitments, goals, and targets in sync with the set of nine guiding principles.</p> <p>The company places significant value on setting objectives that are specific, measurable, and time bound. These objectives mirror its dedication to a range of facets including sustainability, social responsibility, innovation, customer contentment, and beyond.</p> <p>By harmonizing its objectives and aims with these nine guiding principles, the company aspires to embrace a comprehensive approach to its operations, underscored by accountability, transparency and good governance.</p>								
6. Performance of the Company against the specific commitments, goals, and targets along-with reasons in case the same are not met.	Not Applicable								



Governance, leadership and oversight	
<p>7. Statement by director responsible for the business responsibility report, highlighting ESG related challenges, targets, and achievements (listed Company has flexibility regarding the placement of this disclosure)</p> <p>We at Jindal Poly Films Limited, recognize the critical importance of Environmental, Social, and Governance (ESG) factors in driving sustainable business practices. As a part of our commitment to responsible business operations, we have integrated ESG considerations into our overall strategy and operations, ensuring that we are accountable for the impact we have on the environment and society.</p> <p>One of the key ESG challenges we face is minimizing our environmental impact. We understand the urgency of addressing climate change and are actively working to reduce our greenhouse gas emissions. By investing in energy-efficient technologies, optimizing our manufacturing processes, and utilizing renewable energy sources, we aim to significantly decrease our carbon emissions over the next five years. Additionally, we are actively exploring opportunities to increase the use of recycled materials in our production processes, contributing to a circular economy.</p> <p>Social responsibility is another fundamental aspect of our business. We strive to create a safe and inclusive workplace where diversity is celebrated, and all employees are treated with respect and fairness. We are dedicated to fostering a culture that promotes employee well-being, health, and safety. Our ongoing initiatives include providing training and development opportunities, implementing fair labor practices and ensuring effective health and safety measures across our operations.</p> <p>In terms of Governance, we uphold ethical standards and value transparency and accountability. We have implemented corporate governance practices that promote integrity and responsible decision-making throughout our organization. As a part of our governance framework, we regularly engage with our stakeholders, to understand their expectations and address their concerns.</p> <p>Looking forward to the future, we are committed to have various sustainability goals that align with international standards and best practices. Our roadmap includes initiatives to reduce our energy consumption, water usage, waste generation and find sustainable solutions to the challenges we face.</p>	
<p>8. Details of the highest authority responsible for implementation and oversight of the Business Responsibility policy (ies).</p>	Board of Directors
<p>9. Does the Company have a specified Committee of the Board/ Director responsible for decision making on sustainability related issues? (Yes / No).</p> <p>If yes, provide details.</p>	The organization possesses a well-developed internal governance framework which effectively supervises the execution of a multitude of policies. This system ensures proper oversight and management of diverse policies within the Company.

10. Details of Review of NGRBCs by the Company:

Subject for Review	Indicate whether review was undertaken by Director / Committee of the Board/ Any other Committee.									Frequency (Annually/ Half yearly/ Quarterly/ Any other – please specify)								
	P1	P2	P3	P4	P5	P6	P7	P8	P9	P1	P2	P3	P4	P5	P6	P7	P8	P9
Performance against above policies and follow up action	Y	Y	Y	Y	Y	Y	Y	Y	Y	Annually								
Compliance with statutory requirements of relevance to the principles, and rectification of any non-compliances	Y	Y	Y	Y	Y	Y	Y	Y	Y	Quarterly								



11. Has the Company carried out independent assessment/ evaluation of the working of its policies by an external agency? (Yes/No). If yes, provide name of the agency.	P1	P2	P3	P4	P5	P6	P7	P8	P9
	Internal and regulatory audits are conducted on the processes and compliance measures to verify their adherence. Department and business leaders regularly assess and enhance these processes for optimal practices and effective risk management. The updated policies are then approved by the management or the Board as per requirement.								

12. If answer to question (1) above is “No” i.e., not all Principles are covered by a policy, reasons to be stated:

Questions	P1	P2	P3	P4	P5	P6	P7	P8	P9
The Company does not consider the principles material to its business (Yes/No)	Not Applicable.								
The Company is not at a stage where it is in a position to formulate and implement the policies on specified principles (Yes/No)									
The Company does not have the financial or/human and technical resources available for the task (Yes/No)									
It is planned to be done in the next financial year (Yes/No)									
Any other reason (please specify)									

Section C: PRINCIPLE WISE PERFORMANCE DISCLOSURE

Principle 1: Businesses should conduct and govern themselves with integrity, and in a manner that is Ethical, Transparent, and Accountable.

Jindal Poly Films Ltd. emphasizes the importance of upholding ethical standards and being transparent and accountable for the impact of business operations. The Company has adopted “Code of Conduct and Ethics” with the underlying philosophy of conducting its business in a fair & ethical manner as enshrined by our values and beliefs. The code of conduct and ethics is easily accessible to all relevant stakeholders via the website of the Company (www.jindalpoly.com).

In addition, the Company strongly ensures the propagation of ethical conduct at all levels and builds transparent communication with all the relevant stakeholders and across the value chain. The appropriate mechanism to report any violations of the Company’s Code of Conduct and other policies of the Company is in place. The details of the relevant platform or concerned authority/person are outlined in the Code of Conduct and Ethics and Whistle Blower Policy.

ESSENTIAL INDICATORS

1. Percentage coverage by training and awareness programmes on any of the principles during the financial year:

	Total number of training and awareness programmes held	Topics / principles covered under the training and its impact	%age of persons in respective category covered by the awareness programmes
Board of Directors	Board members and KMPs receive briefings and updates on business, regulatory, social, and governance matters, among other relevant topics, both upon their appointments and at regular intervals during board meetings. These discussions provide valuable insights aligned with the established principles.	<ul style="list-style-type: none"> ● Regulatory updates on corporate laws ● Strategy Discussion ● Business of the Company ● Economic outlook 	100
Key Managerial personnel			
Employees other than BoD and KMPs	437	Functional Training Technical Training Safety Training Behavioural Training	100
Workers	443	Functional Training Technical Training Safety Training Behavioural Training	100

2. Details of fines / penalties /punishment/ award/ compounding fees/ settlement amount paid in proceedings (by the Company or by directors / KMPs) with regulators/ law enforcement agencies/judicial institutions, in the financial year, in the following format (Note: The Company shall make disclosures based on materiality as specified in Regulation 30 of SEBI (Listing Obligations and Disclosure Obligations) Regulations, 2015 and as disclosed on the Company’s website):

Monetary					
	NGRBC Principle	Name of the regulatory/ Enforcement agencies/ judicial institutions	Amount (In INR)	Brief of the Case	Has an appeal been referred? (Yes/No)
Penalty/ Fine	NIL				
Settlement					
Compounding fee					

Non-Monetary				
	NGRBC Principle	Name of the regulatory/ enforcement agencies/ judicial institutions	Brief of the Case	Has an appeal been preferred? (Yes/No)
Imprisonment				
Punishment			NIL	

3. Of the instances disclosed in Question 2 above, details of the Appeal/ Revision preferred in cases where monetary or non-monetary action has been appealed.

Case Details	Name of the regulatory/ enforcement agencies/ judicial institutions
Not Applicable	

4. Does the Company have an anti-corruption or anti-bribery policy? If yes, provide details in brief and if available, provide a web-link to the policy.

Yes, the Company maintains a strong stance against bribery and corruption as per the Anti-Bribery and Anti-Corruption Policy, which imposes strict consequences against anyone found guilty of engaging in unethical conduct. This policy extends to every employee within the Company, including its subsidiaries, and joint ventures. The Company ensures that every employee and business partners are made aware of the Anti-Bribery and Anti-Corruption Policy from the beginning of their engagement with the Company.

Link- https://www.jindalpoly.com/Uploads/image/484imguf_210101ABACPolicy.pdf

5. Number of Directors/KMPs/employees/workers against whom disciplinary action was taken by any law enforcement agency for the charges of bribery/ corruption.

	FY 2023-24	FY 2022-23
Directors	Nil	Nil
KMPs	Nil	Nil
Employees	Nil	Nil
Workers	Nil	Nil

6. Details of complaints about conflict of interest:

	FY 2023-24		FY 2022-23	
	Number	Remarks	Number	Remarks
Number of complaints received in relation to issues of Conflict of Interest of the Directors	NIL		NIL	
Number of complaints received in relation to issues of Conflict of Interest of the KMPs	NIL		NIL	

7. Provide details of any corrective action taken or underway on issues related to fines / penalties /action taken by regulators/ law enforcement agencies/ judicial institutions, on cases of corruption and conflicts of interest.

Not Applicable

8. Number of days of accounts payables ((Accounts payable *365) / Cost of goods/services procured) in the following format:

	2023-24	2022-23
Number of days of accounts payables	63	18

9. Open-ness of business: Provide details of concentration of purchases and sales with trading houses, dealers, and related parties along-with loans and advances & investments, with related parties, in the following format:

Parameters	Metrics	FY 2023-24	FY 2022-23
Concentration of Purchase	a. Purchases from trading houses as % of total purchases	Nil	Nil
	b. Number of trading houses where purchases are made from	Nil	Nil
	c. Purchases from top 10 trading houses as % of total purchases from trading houses	Nil	Nil
Concentration of Sales	a. Sales to dealers / distributors as % of total sales	Nil	Nil
	b. Number of dealers / distributors to whom sales are made	Nil	Nil
	c. Sales to top 10 dealers / distributors as % of total sales to dealers / distributors	Nil	Nil
Share of RPTs in	a. Purchases (Purchases with related parties / Total Purchases)	Nil	Nil
	b. Sales (Sales to related parties / Total Sales)	Nil	Nil
	c. Loans & advances (Loans & advances given to related parties / Total loans & advances)	100	100
	d. Investments (Investments in related parties / Total Investments made)	62	0.61

Principle 2: Businesses should provide goods and services in a manner that is sustainable and safe.

Jindal Poly Films Ltd. is committed to set an intense focus on safety and resource efficiency in the functioning of business operations. The aim is to make the products in a manner that creates value while minimizing and mitigating its adverse impacts on the environment and society through all stages of its life cycle. The Company is determined to contribute to the improvement of human well-being and the preservation of the earth's natural resources.

Furthermore, Jindal Poly Films Limited ensures the manufactured goods are in pursuance with the customer's specifications and strives to strictly adhere to the quality standards and controls of the raw materials and conforms the applicable national laws and regulations by conducting a regular review to improve upon the process of new technology development, deployment, and commercialization, as well as incorporating social, ethical, and environmental considerations.

ESSENTIAL INDICATORS

- 1. Percentage of R&D and capital expenditure (capex) investments in specific technologies to improve the environmental and social impacts of product and processes to total R&D and capex investments made by the Company, respectively.**

	FY 2023-24	FY 2022-23	Details of improvements in environmental and social impacts
R&D	Jindal Poly Films Limited demonstrates a strong dedication to both sustainability and innovation, evident through its strategic endeavors that encompass a wide range of projects and partnerships. These initiatives are focused on enhancing recyclability, minimizing ecological footprints, and championing the use of renewable energy sources.		
Capex	The expenses required to address potential environmental and social risks are seamlessly integrated into the company’s capital expenditures and research and development investments, making it impractical to isolate them separately.		

- 2. a. Does the Company have procedures in place for sustainable sourcing? (Yes/No)**

Yes, the Company has adequate procedure in place for sustainable sourcing.

- b. If yes, what percentage of inputs were sourced sustainably?**

The Company is committed to sourcing raw materials and other goods from reputable manufacturers having highest standards of quality and consistency. The Company has also implemented a robust Background Verification process of the vendors and partners to ensure they share our commitment to sustainability. Moreover, we are actively enhancing our commitment to sustainable sourcing and fortifying our ability to track and manage relevant data.

- 3. Describe the processes in place to safely reclaim your products for reusing, recycling, and disposing at the end of life, for (a) Plastics (including packaging) (b) E-waste (c) Hazardous waste and (d) other waste.**

The company strongly showcases its dedication to promoting environmental sustainability by effectively recycling and reusing most of its plastic waste generated internally. Operating as a B2B enterprise, the company sells its products to converter and brands, which makes it somewhat challenging to track post-consumer waste.

The Company has established practice of reusing and recycling the processed waste within the permissible limits, in house. The packaging waste is duly monitored and tracked and sold to registered vendors.

The hazardous waste is disposed as per Maharashtra Pollution Control Board (MPCB) guidelines.

Continual assessment and exploration of additional strategies to address these aspects could further elevate its commitment to sustainable practices.

- 4. Whether Extended Producer Responsibility (EPR) is applicable to the Company’s activities (Yes / No). If yes, whether the waste collection plan is in line with the Extended Producer Responsibility (EPR) plan submitted to Pollution Control Boards? If not, provide steps taken to address the same.**

No

Principle 3: Businesses should respect and promote the well-being of all employees, including those in their value chains.

Jindal Poly Films Ltd. encompasses all policies and practices pertaining to the provision of equity, dignity, and well-being of every employee across the value chain, without any form of prejudice. The Company recognizes the significance of employee well-being at the workplace and promotes it through initiatives such as providing access to healthcare, work-life balance, training, and skill development opportunities, and aims to foster a positive and inclusive work culture.

The Company encourages local procurement of goods and services around its plants’ proximity and region. Several community development and training initiatives are regularly conducted by the individual plant’s HR team in order to help people in skill development and raise their scope for employment. The Jindal Poly Films Limited’s Code of Conduct and Ethics explicitly states providing equal opportunities irrespective of caste, creed, gender, race, religion, disability, or sexual orientation and promotes an employee-friendly work environment for all its employees.

ESSENTIAL INDICATORS
1. a. Details of measures for the well-being of employees.

Category	% of employees covered by										
	Total (A)	Health insurance		Accident insurance		Maternity benefits		Paternity Benefits		Day Care facilities	
		Number (B)	% (B/A)	Number (C)	% (C/A)	Number (D)	% (D/A)	Number (E)	% (E/A)	Number (F)	% (F/A)
Permanent employees											
Male	102	102	100%	102	100%	Not Applicable		102	100%	102	100%
Female	19	19	100%	19	100%	19	100%	Not Applicable		19	100%
Total	121	121	100%	121	100%	19	100%	102	100%	121	100%
Other than Permanent employees											
Male	0	0	0	0	0	0	0	0	0	0	0
Female	0	0	0	0	0	0	0	0	0	0	0
Total	0	0	0	0	0	0	0	0	0	0	0

*Health Insurance means covered in ESIC Only

b. Details of measures for the well-being of workers:

Category	% of workers covered by										
	Total (A)	Health insurance		Accident insurance		Maternity benefits		Paternity Benefits		Day Care facilities	
		Number (B)	% (B/A)	Number (C)	% (C/A)	Number (D)	% (D/A)	Number (E)	% (E/A)	Number (F)	% (F/A)
Permanent workers*											
Male	131	131	100%	131	100%	Not Applicable		131	100%	131	100%
Female	26	26	100%	26	100%	26	100%	Not Applicable		26	100%
Total	157	157	100%	157	100%	26	100%	131	100%	157	100%
Other than Permanent workers*											
Male	62	62	100%	62	100%	Not Applicable		62	100%	62	100%
Female	8	8	100%	8	100%	8	100%	Not Applicable		8	100%
Total	70	70	100%	70	100%	8	100%	62	100%	70	0%

*Health Insurance means covered in ESIC Only

c. Spending on measures towards well-being of employees and workers (including permanent and other than permanent) in the following format –

	FY 2023-24	FY 2022-23
Cost incurred on wellbeing measures as a % of total revenue of the company	0.10%	0.06%

2. Details of retirement benefits.

Benefits	FY 2023-24			FY 2022-23		
	No. of employees covered as a % of total employees	No. of workers covered as a % of total workers	Deducted and deposited with the authority (Y/N/N.A.)	No. of employees covered as a % of total employees	No. of workers covered as a % of total workers	Deducted and deposited with the authority (Y/N/N.A.)
PF	100	100	Yes	100	100	Yes
Gratuity	100	100	Yes	100	100	Yes
ESI	100	100	Yes	100	100	Yes
Others – please Specify	0	0	0	0	0	0

3. Accessibility of workplaces:

Are the premises / offices of the Company accessible to differently abled employees and workers, as per the requirements of the Rights of Persons with Disabilities Act, 2016? If not, whether any steps are being taken by the Company in this regard.

The majority of our premises/offices are accessible to differently abled employee and workers of the Company is treated equally and fairly.

4. Does the Company have an equal opportunity policy as per the Rights of Persons with Disabilities Act, 2016? If so, provide a web-link to the policy.

The Company has an Equal Opportunity Policy and every employee and worker of the Company is treated equally and fairly.

5. Return to work and Retention rates of permanent employees and workers that took parental leave.

Gender	Permanent employees		Permanent workers	
	Return to work rate	Retention rate	Return to work rate	Retention rate
Male	100%	100%	NA	
Female	100%	100%		
Total	100%	100%		

6. Is there a mechanism available to receive and redress grievances for the following categories of employees and workers? If yes, give details of the mechanism in brief. -

	Yes/No (If yes, then give details of the mechanism in brief)
Permanent Workers	Yes, the company places a strong emphasis on cultivating a secure and inclusive workplace for every member of its team, including employees, workers, and associates. The principle of transparency is deeply ingrained across all echelons of the organization. The company actively encourages employees to voice their concerns, through the HR Department or Senior Management. This open-door policy guarantees that every employee has easy access to senior leadership. To reinforce this commitment, The Company has established robust guidelines such as a Whistle blower Policy to address misconduct and a comprehensive Prevention of Sexual Harassment at Workplace policy. Additionally, the company regularly conduct informative sessions to ensure that all employees are well-informed about these policies.
Other than Permanent Workers	
Permanent Employees	
Other than Permanent Employees	

7. Membership of employees and workers in association(s) or Unions recognized by the listed Company:

Category	FY 2023-24			FY 2022-23		
	Total employees/workers in respective category (A)	No. of employees/workers in respective category, who are part of association(s) or Union (B)	% (B/A)	Total employees/workers in respective category (C)	No. of employees/workers in respective category, who are part of association(s) or Union (D)	% (D/C)
Total Permanent Employees	Not Applicable, as the Company has no workforce union for either employees or workers.					
- Male						
- Female						
Total Permanent Workers						
- Male						
- Female						

8. Details of training given to employees and workers:

Category	FY 2023-24					FY 2022-23				
	Total (A)	On Health and safety measures		On Skill upgradation		Total (D)	On Health and safety measures		On Skill upgradation	
		Number (B)	% (B/A)	Number (C)	% (C/A)		No. (E)	% (E/D)	Number (F)	% (F/A)
Employees										
Male	102	102	100%	102	100%	909	909	100	909	100%
Female	19	19	100%	19	100%	147	147	100	147	100%
Total	121	121	100%	121	100%	1056	1056	100	1056	100%
Workers										
Male	131	131	100%	131	100%	1828	1828	100	1828	100%
Female	26	26	100%	26	100%	93	93	100	93	100%
Total	157	157	100%	157	100%	1921	1921	100	1921	100%

9. Details of performance and career development reviews of employees and worker:

Category	FY 2023-24			FY 2022-23		
	Total (A)	No. (B)	% (B/A)	Total (C)	No. (D)	% (D/C)
Employees						
Male	102	102	100%	909	909	100
Female	19	19	100%	147	147	100
Total	121	121	100%	1056	1056	100
Workers						
Male	131	131	100%	1828	1828	100
Female	26	26	100%	93	93	100
Total	157	157	100%	1921	1921	100

10. Health and safety management system:

a. Whether an occupational health and safety management system has been implemented by the Company? (Yes/ No). If yes, what is the coverage of such a system?

Jindal Poly Films places utmost significance on the well-being and safety of its staff, which stands as a fundamental pillar of our commitment to sustainability. To safeguard the health of all individuals, we have enacted comprehensive safety protocols and have provided essential resources including Stretchers and First Aid kits.

b. What are the processes used to identify work-related hazards and assess risks on a routine and non-routine basis by the Company?

The Company actively ensures a secure work environment by proactively identifying potential dangers and evaluating associated risks.

- The Company achieves this through regular safety inspections, on-site visits, and by organizing safety walks.
- The Company closely monitors internal health and safety performance, focusing on work-related accidents or incidents and to prevent their occurrence.
- Additionally, the Company conducts periodic reviews of health and safety audit reports to adhere to relevant legislation applicable.
- The Company effectively communicates, involves, and actively trains all its employees and workers on health and safety matters,
- The Company closely collaborates with relevant external agencies and industry partners to ensure the ongoing implementation of the most suitable practices in health and safety management.

c. Whether you have processes for workers to report the work-related hazards and to remove themselves from such risks. (Yes/No)

Yes, the Company has established efficient protocols that enable the employees or workers to promptly identify and report any potential hazards in their work environment, aiming to ensure the prevention and elimination of any such risks. The Company’s internal audit team consistently conducts thorough checks or inspections and assessment in collaboration with workers, addressing their concerns regarding workplace safety and promptly reporting any identified hazards.

d. Do the employees/ workers of the Company have access to non-occupational medical and healthcare services? (Yes/No)

Yes, the Company’s Nasik plant operates a clinic that remains open for 24 hours. This clinic is readily available to both employees/workers and their families, offering a wide range of medical services and facilities along with conventional healthcare provisions. The facility ensures that the workers and their families have access to the necessary medical care and assistance at all times.

11. Details of safety related incidents, in the following format:

Safety Incident/Number	Category	FY 2023-24	FY 2022-23
Lost Time Injury Frequency Rate (LTIFR) (per one million-person hours worked)	Employees	0	8.1
	Workers	0	3.6
Total recordable work-related injuries	Employees	0	10
	Workers	0	12
No. of fatalities	Employees	0	1
	Workers	0	2
High consequence work-related injury or ill-health (excluding fatalities)	Employees	0	0
	Workers	0	0
*Including in the contract workforce			

12. Describe the measures taken by the Company to ensure a safe and healthy workplace.

The Company prioritizes their workers' safety that are employed in the manufacturing facility, for which a wide range of measures are implemented to ensure compliance and create a safe environment for every worker. At every step of the manufacturing process, the Company has put in place extensive measures to protect the safety of its workers.

The Company has taken the following steps towards a safe and healthy workplace:

- The Company has taken measures to that align with all the necessary legal guidelines for occupational health and safety. The Company endeavors to establish, execute, and sustain a systematic approach to identify potential hazards in advance and determine effective measures to eliminate or minimize any risks, for which, Safety Inspections of Critical areas, monitoring the usage of Canes and Forklifts, performing External Safety Audits, implementing a Work Permit system, conducting Management Safety Walks are carried out.
- The Company places significant importance on delivering comprehensive safety-oriented specialized training such as, First-Aid, Fire Fighting training, and machinery handling. The Company consistently carries out regular training sessions to uphold a culture of safety and ensure that workers remain knowledgeable about all the safety protocols.
- Conducting regular Central Safety Committee meetings, Departmental Safety Committee meetings, and organizing regular Mock Drills are some of the conventional steps taken by the Company.
- For proper recording of the incidents and preventing any such incidents in the future, external safety audits are conducted, and workers are encouraged to report on incidents on which incident investigations are carried out.

13. Number of complaints on the following made by employees and workers

	FY 2023-24			FY 2022-23		
	Filed during the year	Pending resolution at the end of year	Remarks	Filed during the year	Pending resolution at the end of year	Remarks
Working Conditions	0	0	Nil	0	0	Nil
Health & Safety	0	0		0	0	

14. Assessments for the year

	% Of your plants and offices that were assessed (by Company or statutory authorities or third parties)
Health and safety practices	100 (third party safety audit)
Working Conditions	100 (third party safety audit)

15. Provide details of any corrective action taken or underway to address safety-related incidents (if any) and on significant risks / concerns arising from assessments of health & safety practices and working conditions.

As a part of the Company's commitment to maintaining a safe and healthy environment, safety-related incidents are considered extremely important for which a robust system is implemented, to address them promptly and effectively. The Company follows a comprehensive incident reporting system and carries out investigation processes to identify the root causes and takes corrective actions to prevent similar incidents from occurring again in the future.

The Company has reinforced several methods such as:

- Safety training programs to ensure all employees receive comprehensive training on hazard identification, risk assessment, and safe workplaces.
- Conducted thorough review of Safety protocols, and regularly updating the guidelines and procedures to reduce likelihood of incidents.
- Increasing safety inspections across all the facilities.
- Established Safety committees, which actively engages in improvement of the safe workplace environment.

Principle 4: Businesses should respect the interests of and be responsive to all its stakeholders.

Jindal Poly Films Ltd. recognizes that the business functions in an ecosystem whereby respecting the interests of and being responsive to stakeholders, shareholders, and investors can foster trust, build positive relationships, and contribute to sustainable development. The Company has established effective mechanisms for communication and addressing the stakeholder concerns or feedback, if any in a systematic manner.

Furthermore, the Company goes above and beyond its business operations to make a positive social impact and improve the lives of disadvantaged and marginalized communities through diverse initiatives such as infrastructure facilities for primary & secondary schools, health & hygiene, etc. Jindal Poly Films Limited also engages with its identified stakeholders on an ongoing basis through a constructive process and conducts engagements with investors, employees, customers, suppliers, governments/regulatory authorities (if needed), etc., to ensure that their concerns remain addressed and capture the feedbacks to incorporate into business activities.

ESSENTIAL INDICATORS

1. Describe the processes for identifying key stakeholder groups of the Company.

Employees, shareholders and investors, customers, banks along with key partners, regulators, lenders, vendors, credit rating agencies, communities, and non-governmental organizations could all be considered stakeholders. To set priorities, important stakeholders are determined in cooperation with the Company’s management. To determine a significant stakeholder, the Company conducts thorough and comprehensive materiality process, which includes stakeholder interaction with individuals, groups of individuals, or institutions that bring value to the business chain. Prioritization of strategies, policies, and action plans for the environment, economy, and society is aided by the expectations and concerns of identified stakeholders.

2. List stakeholder groups identified as key for your Company and the frequency of engagement with each stakeholder group.

Stakeholder Group	Whether identified as Vulnerable & Marginalized Group (Yes/No)	Channels of communication (Email, SMS, Newspaper, Pamphlets, Advertisement, Community Meetings, Notice Board, Website), Other	Frequency of engagement (Annually/ Half yearly/ Quarterly / others – please specify)	Purpose and scope of engagement including key topics and concerns raised during such engagement
Investors/ Shareholders	No	<ul style="list-style-type: none"> Email Board Meetings Website 	<ul style="list-style-type: none"> Annually Half yearly Quarterly As and when required. 	The objective and extent of involvement encompass the examination of stock prices, dividend distributions, potential risks and challenges, competitive standing, and financial strength. And to delve into the company’s financial achievements, ESG (Environmental, Social, and Governance) achievements, and relevant matters
Customers	No	<ul style="list-style-type: none"> Email Meetings 	<ul style="list-style-type: none"> Daily basis 	As customers increasingly gravitate towards organizations that exhibit social and environmental responsibility, the company proactively engages with them to communicate its ESG and/or sustainability performance.
Suppliers	No	<ul style="list-style-type: none"> Email Meetings 	<ul style="list-style-type: none"> Daily basis 	Enhancing transparency through open and constructive dialogue and addressing their concerns and maintaining a proper SCM process.

Stakeholder Group	Whether identified as Vulnerable & Marginalized Group (Yes/No)	Channels of communication (Email, SMS, Newspaper, Pamphlets, Advertisement, Community Meetings, Notice Board, Website), Other	Frequency of engagement (Annually/ Half yearly/ Quarterly / others – please specify)	Purpose and scope of engagement including key topics and concerns raised during such engagement
Employees	No	<ul style="list-style-type: none"> Email Meetings Notice Board 	<ul style="list-style-type: none"> Daily basis 	Enhancing employees' growth and benefits, meeting their expectations, encouraging volunteering, fostering career advancement, supporting professional development, and providing ongoing education and skill training, among other initiatives.
Government/ Regulatory Bodies	No	<ul style="list-style-type: none"> Emails Board Meetings Website 	As and when required	The Government/ Regulatory Bodies help and guide in terms of connecting with Government Schemes in the same area for increased effectiveness.
Communities	No	<ul style="list-style-type: none"> Community Meetings Website 	Annually	Engaging in consistent community interactions as part of the commitment to responsible corporate citizenship, fostering sustainable development, and cultivating a culture of social responsibility.

Principle 5: Businesses should respect and promote human rights.

Jindal Poly Films Limited recognizes that human rights are inherent to all human beings, including the rights to life, liberty, and security of a person. The Company abides by the UN Guiding Principles on Business and Human Rights, and the Universal Declaration of Human Rights to safeguard the employee's rights and treat all employees based on ability irrespective of race, caste, creed, religion, age, disability, gender, sexual orientation, or marital status.

The Company has a standalone policy on "Code of Conduct and Ethics" in which most of the aspects are covered and is committed to creating an environment that fosters these rights for all its stakeholders, including employees, customers, and local communities. Furthermore, Jindal Poly Films Limited believes that the responsibility of businesses to respect human rights requires that it avoids causing or contributing to adverse human rights impacts and that it addresses such impacts when they occur. The Company has an appropriate grievance mechanism to report the concerns of the relevant stakeholders through multiple mediums and resolves the concerns/complaints timely.

ESSENTIAL INDICATORS
1. Employees and workers who have been provided training on human rights issues and policy(ies) of the Company, in the following format:

Category	FY 2023-24			FY 2022-23		
	Total (A)	No. of employees/ workers covered (B)	% (B/A)	Total (C)	No. of employees/ workers covered (D)	% (D/C)
Employees						
Permanent	121	121	100%	1041	1041	100
Other than permanent	0	0	0%	15	15	100
Total employees	121	121	100%	1056	1056	100
Workers						
Permanent	157	157	100%	967	967	100
Other than permanent	0	0	0%	954	954	100
Total workers	157	157	100%	1921	1921	100

2. Details of minimum wages paid to employees and workers, in the following format

Category	FY 2023-24					FY 2022-23				
	Total (A)	Equal to minimum wage		More than minimum wage		Total (D)	Equal to minimum wage		More than minimum wage	
		Number (B)	% (B/A)	Number (C)	% (C/A)		No. (E)	% (E/D)	Number (F)	% (F/A)
Employees										
Male	102	0	0	102	100	896	28	3	868	97
Female	19	0	0	19	100	145	0	0	145	100
Other than Permanent										
Male	0	0	0	0	0	13	0	0	13	100
Female	0	0	0	0	0	2	0	0	2	100
Workers*										
Permanent										
Male	131	46	35	85	65	880	64	7	817	93
Female	26	5	19	21	81	87	23	15	74	85
Other than permanent										
Male	62	62	100	0	0	948	249	26	699	74
Female	8	8	100	0	0	6	0	0	6	100

3. Details of remuneration/salary/wages, in the following format:
a. Median remuneration/ wages:

	Male		Female	
	Number	Median remuneration/ salary/ wages of respective category (Rs)	Number	Median remuneration/ salary/ wages of respective category (Rs.)
Board of Directors (BoD)	3	2,40,000	1	2,70,000
Key Managerial Personnel	2	78,06,000	NIL	NIL
Employees other than BoD and KMP	68	6,36,595	18	4,24,781
Workers	123	1,92,718	19	2,26,003

b. Gross wages paid to females as % of total wages paid by the entity, in the following format:

	2023-24	2022-23
Gross wages paid to females as % of total wages	7.51%	8.03%

4. Do you have a focal point (Individual/ Committee) responsible for addressing human rights impacts or issues caused or contributed to by the business? (Yes/No)

Yes, the plant HR head and administrator, along with corporate HR head, serve as the designated points of contact responsible for addressing any human rights impacts or issues that may arise from the business's activities. They are entrusted with the responsibility of proactively identifying and mitigating any adverse effects that can harm human rights.

5. Describe the internal mechanisms in place to redress grievances related to human rights issues.

The Company has an easily accessible internal mechanism for grievance redressal, handled by the HR head and administrator. The HR head and administrator are readily available to receive and address any issues or concerns relating to unethical behavior that may have arisen within the organization, complaints or concerns can be mailed and even conveyed verbally too. The Company strongly condemns all forms of unethical behavior and is committed to upholding its value. In the event of any violation of the Company's values and code of conduct, the HR head and administrator will initiate a thorough investigation and enforce disciplinary measures.

6. Number of Complaints on the following made by employees and workers:

Benefits	FY 2023-24			FY 2022-23		
	Filed during the year	Pending resolution at the end of year	Remarks	Filed during the year	Pending resolution at the end of year	Remarks
Sexual Harassment	For fiscal year 2023-24 and 2022-23, no complaints were filed under any of the mentioned criteria.					
Discrimination at workplace						
Child Labor						
Forced Labor/Involuntary Labor						
Wages						
Other human rights related issues						

7. Complaints filed under the Sexual Harassment of Women at Workplace (Prevention, Prohibition and Redressal) Act, 2013, in the following format:

	2023-24	2022-23
Total Complaints reported under Sexual Harassment on of Women at Workplace (Prevention, Prohibition and Redressal) Act, 2013 (POSH)	NIL	NIL
Complaints on POSH as a % of female employees / workers	NIL	NIL
Complaints on POSH upheld	NIL	NIL

8. Mechanisms to prevent adverse consequences to the complainant in discrimination and harassment cases.

To prevent any adverse consequences to complainants in discrimination and harassment cases, the Company has implemented robust mechanisms. Firstly, it is ensured that the complaints are handled confidentially and with utmost sensitivity. The Company's Human Rights policy protects complainants against any form of retaliation, or harm to their careers. A thorough and impartial investigation is carried out for every complaint, ensuring a fair and unbiased process. The Company prioritizes the well-being and rights of the complainant, striving to create an environment that is free from discrimination and harassment, where every individual feels empowered to report on any they may have.

9. Do human rights requirements form part of your business agreements and contracts? (Yes/No)

The Company firmly believes in upholding and promoting human rights principles across all aspects of our operations and intends to incorporate Human Rights in our business agreements and contracts.

10. Assessments of the year:

	% Of your plants and offices that were assessed (by Company or statutory authorities or third parties)
Child labour	100
Forced/involuntary labour	100
Sexual harassment	100
Discrimination at workplace	100
Wages	100
Others-please specify	100

11. Provide details of any corrective actions taken or underway to address significant risks / concerns arising from the assessments at Question 9 above.

Not Applicable

Principle 6: Businesses should respect and make efforts to protect and restore the environment.

Jindal Poly Films Limited puts a strong emphasis on environmental sustainability and encourages employees to assess the environmental impacts of the products and operations and frame mitigation strategies for adverse impacts, if any, where these cannot be avoided. The Company is resolute to operate all its units in an environmentally friendly manner while protecting the health and safety of the employees by adhering to the applicable national environmental regulations and preservation of natural resources.

The Company is committed to reducing the adverse effects on the environment by taking responsibility and accountability for its actions. Jindal Poly Films Limited is certified with ISO 9001 and has taken several initiatives such as the installation of solar power, recycling and conservation of water, reduction of wastages, innovative packaging solutions, etc. to ensure a clean environment for sustainable development.

ESSENTIAL INDICATORS
1. Details of total energy consumption (in Joules or multiples) and energy intensity, in the following format:

Parameter	FY 2023-24	FY 2022-23
From renewable sources		
Total Electricity consumption (A)	0	0
Total Fuel Consumption (B)	0	0
Energy consumption through other sources (C)	0	0
Total energy consumed from renewable sources (A+B+C)	0	0
From non-renewable sources		
Total electricity consumption (D)	261469620	1528998091
Total fuel consumption (E)	7600	2722953989
Energy consumption through other sources (F)	0	0
Total energy consumed from non-renewable sources (D+E+F)	261477220	4251952080
Total energy consumed (A+B+C+D+E+F)	261477220	4251952080
Energy intensity per rupee of turnover (Total energy consumed / Revenue from operations)	0.0481	0.1722
Energy intensity per rupee of turnover adjusted for Purchasing Power Parity (PPP) (Total energy consumed / Revenue from operations adjusted for PPP)	0	0
Energy intensity in terms of physical output	7.25	
Energy intensity (optional) – the relevant metric may be selected by the entity		

Note: Indicate if any independent assessment/ evaluation/assurance has been carried out by an external agency? (Y/N) If yes, name of the external agency.

2. Does the Company have any sites / facilities identified as designated consumers (DCs) under the Performance, Achieve and Trade (PAT) Scheme of the Government of India? (Y/N) If yes, disclose whether targets set under the PAT Scheme have been achieved. In case targets have not been achieved, provide the remedial action taken, if any.

Not Applicable.



3. Provide details of the following disclosures related to water, in the following format:

Parameter	FY 2023-24	FY 2022-23
Water withdrawal by source (in kilo liters)		
(i) Surface water:	9,168	9,297
(ii) Groundwater	0	0
(iii) Third party water	0	1116110
(iv) Seawater / desalinated water	0	0
(v) Others	0	0
Total volume of water withdrawal (in kilo liters) (i + ii + iii + iv + v)	9,168	1125407
Total volume of water consumption (in kilo liters)	9,168	1125407
Water intensity per rupee of turnover (Total Water consumed / Revenue from operations)	0.00000169	0.000026'
Water intensity per rupee of turnover adjusted for Purchasing Power Parity (PPP) (Total water consumption / Revenue from operations adjusted for PPP)	NA	NA
Water intensity in terms of physical output	0.000254194	
Water intensity (optional) – the relevant metric may be selected by the entity		

Note: Indicate if any independent assessment/ evaluation/assurance has been carried out by an external agency? (Y/N) If yes, name of the external agency.

4. Provide the following details related to water discharged:

Parameter	FY 2023-24	FY 2022-23
Water discharge by destination and level of treatment (in kilo litres)		
(i) To Surface water	0	0
No treatment	0	0
With treatment – please specify level of treatment	0	0
(ii) To Groundwater	0	0
No treatment	0	0
With treatment – please specify level of treatment	0	0
(iii) To Seawater	0	0
No treatment	0	0
With treatment – please specify level of treatment	0	0
(iv) Sent to third-parties	0	0
No treatment	0	0
With treatment – please specify level of treatment	0	0
(v) Others	0	0
No treatment	0	0
With treatment – please specify level of treatment	0	0
Total water discharged (in kilolitres)	0	0

Note: Indicate if any independent assessment/ evaluation/assurance has been carried out by an external agency? (Y/N) If yes, name of the external agency.

5. Has the Company implemented a mechanism for Zero Liquid Discharge? If yes, provide details of its coverage and implementation.

The Company possesses an Effluent Treatment Plant (ETP) in the GNL division that effectively processes the wastewater, subsequently repurposing it for toilet flushing and gardening activities. As a result, there is no discharge of wastewater into the environment.

6. Please provide details of air emissions (other than GHG emissions) by the Company, in the following format:

Parameter	Please specify unit	FY 2023-24	FY 2022-23
NOx	mg/Nm ³	0	21.59
Sox	mg/Nm ³	0	14.51
Particulate Matter (PM)	mg/Nm ³	0	26.73
Persistent Organic Pollutants (POP)	Not Applicable		
Volatile organic Compounds (VOC)			
Hazardous air pollutants (HAP)			
Others- please specify			

Note: Indicate if any independent assessment/ evaluation/assurance has been carried out by an external agency? (Y/N) If yes, name of the external agency.

*The information presented above (for PM, Sox, and NOx) pertains exclusively to the Nashik plant and Non-Woven division only, does not encompass data from corporate office.

7. Provide details of greenhouse gas emissions (Scope 1 and Scope 2 emissions) & its intensity, in the following format:

Parameter	Unit	FY 2023-24	FY 2022-23
Total Scope 1 emissions (Break-up of the GHG into CO ₂ , CH ₄ , N ₂ O, HFCs, PFCs, SF ₆ , NF ₃ , if available)	Metric tons of CO ₂ equivalent	337.11	258071
Total Scope 2 emissions (Break-up of the GHG into CO ₂ , CH ₄ , N ₂ O, HFCs, PFCs, SF ₆ , NF ₃ , if available)	Metric tons of CO ₂ equivalent	51729.2	301552
Total Scope 1 and Scope 2 emission intensity per rupee of turnover (Total Scope 1 and Scope 2 GHG emissions / Revenue from operations)	Metric tons of CO ₂ equivalent Per INR	0.00000959	1.3
Total Scope 1 and Scope 2 emission intensity per rupee of turnover adjusted for Purchasing Power Parity (PPP) (Total Scope 1 and Scope 2 GHG emissions / Revenue from operations adjusted for PPP)	Not Applicable		
Total Scope 1 and Scope 2 emission intensity in terms of physical output			
Total Scope 1 and Scope 2 emission intensity (optional) – the relevant metric may be selected by the entity			

Note: Indicate if any independent assessment/ evaluation/assurance has been carried out by an external agency? (Y/N) If yes, name of the external agency.

8. Does the Company have any project related to reducing Greenhouse Gas emissions? If yes, then provide details.

The company has planned to install 2.1 MW Roof top Solar and sourcing the remaining energy from the Solar Park to reduce the GHG Emissions.



9. Provide details related to waste management by the Company, in the following format:

Parameter	FY 2023-24	FY 2022-23
Total Waste generated (in metric tons)		
Plastic waste (A)	372	5641
E-waste (B)	0	0
Bio-medical waste (C)	0	0
Construction and demolition waste (D)	0	0
Battery Waste (E)*	0	0
Radioactive waste (F)	0	0
Other Hazardous waste. Please specify, if any. (G)	2.8	112
Other Non-hazardous waste generated (H). Please specify- (Break-up by composition i.e. by materials relevant to the sector)	143	12061
Total (A+B + C + D + E + F + G + H)	528	17814
Waste intensity per rupee of turnover (Total waste generated / Revenue from operations)	0.0000972	0.0000476
Waste intensity per rupee of turnover adjusted for Purchasing Power Parity (PPP) (Total waste generated / Revenue from operations adjusted for PPP)	NA	NA
Waste intensity in terms of physical output	0.0146	0.0087
Waste intensity (optional) – the relevant metric may be selected by the entity	NA	NA
For each category of waste generated, total waste recovered through recycling, re-using or other recovery operations (in metric tonnes)		
Category of waste		
(i) Recycled	NIL	NIL
(ii) Re-used	NIL	NIL
(iii) Other recovery operations	NIL	NIL
Total	NIL	NIL
For each category of waste generated, total waste disposed by nature of disposal method (in metric tonnes)		
Category of waste		
(i) Incineration	0	0
(ii) Landfilling	0	0
iii) Other disposal operations	Used Oil : 2800 Ltrs (Disposed through MPCB Authorized vendor) Monomer : 2950 Ltrs (Disposed through MPCB Authorized vendor) Paper core disposal to outside recycler: 143.08 MT	12173
Total	149	12173

Note: Indicate if any independent assessment/ evaluation/assurance has been carried out by an external agency? (Y/N) If yes, name of the external agency.

10. Briefly describe the waste management practices adopted in your establishments. Describe the strategy adopted by your Company to reduce usage of hazardous and toxic chemicals in your products and processes and the practices adopted to manage such waste.

The Company diligently follows the guidelines and regulations concerning waste management, as established by the Pollution Control Boards. The Company’s unwavering commitment ensures that waste disposal practices are fully compliant with all the necessary licenses and permits. The Company adopts a methodological approach to waste handling, taking in careful consideration factors like the type of waste, its quality, and its potential impact on the environment. Through these measures, the Company upholds its responsibility to environmentally responsible waste management.

11. If the Company has operations/offices in/around ecologically sensitive areas (such as national parks, wildlife sanctuaries, biosphere reserves, wetlands, biodiversity hotspots, forests, coastal regulation zones etc.) where environmental approvals / clearances are required, please specify details in the following format:

S. No.	Location of operations/ offices	Type of operations	Whether the conditions of environmental approval / clearance are being complied with? (Y/N) If no, the reasons thereof and corrective action taken, if any.
Not applicable, as the Company has no operations in/around ecologically sensitive areas.			

12. Details of environmental impact assessments of projects undertaken by the Company based on applicable laws, in the current financial year:

Name and brief details of project	EIA Notification No.	Date	Whether conducted by independent external agency (Yes /No)	Results communicated in public domain. (Yes / No)	Relevant Web link
Not Applicable					

13. Is the Company compliant with the applicable environmental law/ regulations/ guidelines in India, such as the Water (Prevention and Control of Pollution) Act, Air (Prevention and Control of Pollution) Act, Environment protection act and rules thereunder (Y/N). If not, provide details of all such non-compliances, in the following format:

S. No.	Specify the law / regulation/ guidelines which was not complied with	Provide details of the non-compliance	Any fines / penalties / action taken by regulatory agencies such as pollution control boards or by courts	Corrective action taken if any
Not Applicable				

Principle 7: Businesses, when engaging in influencing public and regulatory policy, should do so in a manner that is responsible and transparent.

Jindal Poly Films Limited strives to operate within specified national and international legislative and policy frameworks to advocate and pursue various causes that are in the larger interests of industry, economy, society, and the public. The Company upholds the principles of public policy advocacy and emphasizes implementing robust corporate governance.

ESSENTIAL INDICATORS

1. a. Number of affiliations with trade and industry chambers/ associations.

The Company has an affiliations with Indian Technical Textile Association.

b. List the top 10 trade and industry chambers/ associations (determined based on the total members of such a body) the Company is a member of/ affiliated to.

S. No.	Name of the trade and industry chambers/ associations	Reach of trade and industry chambers/ associations (State/National)
1.	Indian Technical Textile Association	National

2. Provide details of corrective action taken or underway on any issues related to anti- competitive conduct by the Company, based on adverse orders from regulatory authorities.

Name of authority	Brief of the case	Corrective action taken
During the reporting period, Jindal Poly Films Limited maintained a strong commitment to fair competition and conducted its business in strict adherence to legal and ethical standards. As a result, the company did not partake in any instances of anti-competitive conduct.		

Principle 8: Businesses should promote inclusive growth and equitable development.

Jindal Poly Films Limited recognizes its responsibilities towards society by ensuring the well-being and creating a positive impact on their lives. The Company has a well-designed Corporate Social Responsibility Policy which is in line with the Companies Act, 2013, and believes to work for wider socio-economic objectives and has always endeavored to meet the expectations of the communities by carrying out the socio-community and development activities.

Jindal Poly Films Limited focuses, particularly on the Community Development of Women, Children, and backward sections of society by initiating education and health programs for their well-being and development and underlines that business success, inclusive growth, and equitable development are interdependent.

ESSENTIAL INDICATORS

1. Details of Social Impact Assessments (SIA) of projects undertaken by the Company based on applicable laws, in the current financial year.

Name and brief details of project	SIA Notification No.	Date of notification	Whether conducted by independent external agency (Yes / No)	Results communicated in public domain. (Yes / No)	Relevant Web link
Not Applicable					

2. Provide information on project(s) for which ongoing Rehabilitation and Resettlement (R&R) is being undertaken by your Company, in the following format:

S. No.	Name of Project for which R&R is ongoing	State	District	No. of Project Affected Families (PAFs)	% Of PAFs covered by R&R	Amounts paid to PAFs in the FY (In INR)
Not Applicable						

3. Describe the mechanisms to receive and redress grievances of the community.

The Company has dedicated few team members, who are responsible for regularly monitoring the progress of CSR projects. This team maintains consistent engagement with the communities in the areas where the Company operates. Any grievances that arise are promptly and effectively addressed by the team ensuring timely resolution.

4. Percentage of input material (inputs to total inputs by value) sourced from suppliers:

Name of authority	FY 2023-24	FY 2022-23
Directly sourced from MSMEs/ small producers	The Company places a strong emphasis on prioritizing suppliers within the local community and engaging Micro, Small, and Medium Enterprises (MSMEs) for sourcing most of its input materials except the materials which are not available within the local vicinity, or the materials needed procurement from some special sources.	
Directly from within India		

5. Job creation in smaller towns–Disclose wages paid to persons employed (including employees or workers employed on a permanent or non-permanent / on contract basis) in the following locations, as % of total wage cost

Location	FY 2023-24	FY 2022-23
Rural	100	100
Semi-urban	0	0
Urban	0	0
metropolitan	0	0

(Place to be categorized as per RBI Classification System - rural / semi-urban / urban / metropolitan)

LEADERSHIP INDICATORS

6. Details of beneficiaries of CSR Projects:

S. No.	CSR Project*	No. of persons benefitted from CSR Projects	% of beneficiaries from vulnerable and marginalized groups
1	Provide Nutritional Support to Underprivileged Communities	4798	100%
2	Provide Educational Support to Underserved Communities	2213	100%
3	Farmers’ Livelihood Improvement Project to enhance income multifold	1411	100%
4	Transforming the lives of youth from underprivileged communities by enhancing skills and provide employment assistance to Youth	385	100%
5	Provide primary healthcare services to underserved communities	244	100%

Principle 9: Businesses should engage with and provide value to their consumers in a responsible manner.

With an aim to provide goods and services to the consumers that are safe to use, and in a manner that creates value for both, Jindal Poly Films Limited has an Innovation Program that focuses on new products based on upgraded technology processes and cost-effectiveness without compromising on performance.

Furthermore, the Company values the customer’s choices & needs and captures constructive feedback through a well-established system for dealing with customer feedback and complaints. To register concerns/complaints, the Company has provided multiple options such as email, telephone, website, social media, feedback forms, etc., and an appropriate mechanism in place for addressing and resolving the concerns.

ESSENTIAL INDICATORS

1. Describe the mechanisms in place to receive and respond to consumer complaints and feedback.

Complaints are made or submitted via email and are recorded and updated on the Jindal Customer Support System portal. The team makes sure that the concerns are acknowledged within 24 hours and are dealt with appropriately, considering the significance of each issue.

2. Turnover of products and/ services as a percentage of turnover from all products/service that carry information about:

	As a percentage to total turnover
Environmental and social parameters relevant to the product	100
Safe and responsible usage	100
Recycling and/or safe disposal	100

3. Number of consumer complaints in respect of the following:

Benefits	FY 2023-24		Remarks	FY 2022-23		Remarks
	Received during the year	Pending resolution at the end of year		Received during the year	Pending resolution at the end of year	
Data privacy	During both the reporting years, the company did not receive any consumer complaints regarding data privacy, advertising, cyber-security, the provision of essential services, restrictive or unfair trade practices.					
Advertising						
Cyber-security						
Delivery of essential services						
Restrictive Trade Practices						
Unfair Trade Practices						
Other	88	-	-	145	-	-

***Note-** Number of consumer complaints received mentioned is as per previously answered in "Section A- part VII. Transparency & disclosure compliance – question 25".

4. Details of instances of product recalls on account of safety issues:

	Number	Reasons for recall
Voluntary recalls	Not Applicable	
Forced recalls		

5. Does the Company have a framework/ policy on cyber security and risks related to data privacy? (Yes/No) If available, provide a web-link of the policy.

Yes, the organization has a well-established IT policy that is readily accessible.

6. Provide details of any corrective actions taken or underway on issues relating to advertising, and delivery of essential services; cyber security and data privacy of consumers; re-occurrence of instances of product recalls; penalty / action taken by regulatory authorities on safety of products / services.

Not Applicable

7. Provide the following information relating to data breaches:
a. Number of instances of data breaches

NIL

b. Percentage of data breaches involving personally identifiable information of customers

NIL

c. Impact, if any, of the data breaches

NIL

INDEPENDENT AUDITORS’ REPORT

To the Members of Jindal Poly Films Limited

Report on the Audit of the Standalone Financial Statements

Opinion

We have audited the accompanying standalone financial statements of Jindal Poly Films Limited (“the Company”), which comprise the Standalone Balance sheet as at March 31 2024, the Standalone Statement of Profit and Loss including Other Comprehensive Income, the Standalone Statement of Changes in Equity and the Standalone Statement of Cash Flows for the year then ended, and notes to the standalone financial statements, including a summary of significant accounting policies and other explanatory information (hereinafter referred to as “the standalone financial statements”).

In our opinion and to the best of our information and according to the explanations given to us, the aforesaid standalone financial statements give the information required by the Companies Act, 2013 (“the Act”) in the manner so required and give a true and fair view in conformity with the accounting principles generally accepted in India, of the state of affairs of the Company as at March 31, 2024, its profit including other comprehensive income, the changes in equity and its cash flows for the year ended on that date.

Basis for Opinion

We conducted our audit of the standalone financial statements in accordance with the Standards on Auditing (SAs), as specified under section 143(10) of the Act. Our responsibilities under those Standards are further described in the ‘Auditor’s Responsibilities for the Audit of the Standalone Financial Statements’ section of our report. We are independent of the Company in accordance with the ‘Code of Ethics’ issued by the Institute of Chartered Accountants of India together with the ethical requirements that are relevant to our audit of the financial statements under the provisions of the Act and the Rules thereunder, and we have fulfilled our other ethical responsibilities in accordance with these requirements and the Code of Ethics. We believe that the audit evidence obtained by us is sufficient and appropriate to provide a basis for our audit opinion on the standalone financial statements.

Key Audit Matters

Key audit matters are those matters that, in our professional judgment, were of most significance in our audit of the standalone financial statements for the financial year ended March 31, 2024. These matters were addressed in the context of our audit of the standalone financial statements as a whole, and in forming our opinion thereon, and we do not provide a separate opinion on these matters. We have determined the matters described below to be the key audit matters to be communicated in our report.

S.N.	Key Audit Matter	Auditor’s Response
1.	<p>Valuation of Non-Current and Current Investments:</p> <p>We refer to notes 4 and 9 to the standalone financial statements. As at March 31, 2024, the total carrying amount of investments were Rs. 4,33,625.46 lakhs. Investments mainly includes equity shares, preference shares, bonds, Alternate Investment Funds and mutual funds. Fair valuation of unquoted investments involves significant estimation uncertainty, subjective assumptions and the application of significant judgment. This was an area of focus for our audit and the area where significant audit effort was directed.</p>	<p>How our audit addressed the key audit matter:</p> <p>Our audit procedures included updating our understanding of the processes employed by the Company for accounting and valuing their investments. We have reviewed year end confirmation of mutual fund and other depository participants. We have verified that the Company was the recorded owner of all investments. Our audit procedures over the valuation of the Investments included reviewing valuation of all material investments held as at March 31, 2024. We have reviewed those material investments, where probability of realization is very low, should not be carried forward. Based on the audit procedures performed we are satisfied with existence and valuation of investment as at March 31, 2024.</p>

S.N.	Key Audit Matter	Auditor's Response
2.	<p>Evaluation of uncertain positions of duty, taxes and Cess:</p> <p>Refer Notes 27 and 39.1 to the financial statements.</p> <p>The Company has material uncertain positions of duty, taxes & cess including matters under dispute which involves significant judgment to determine the possible outcome of these disputes.</p> <p>There are several pending duty, taxes and cess demands against the Company across various jurisdictions. Accordingly, management exercises its judgement in estimation of provision required in respect of such cases. The evaluation of management's judgements, including those that involve estimations in assessing the likelihood that a pending claim will succeed, or a liability will arise, and the quantification of the ranges of potential financial settlement have been a matter of most significance during the current year audit. Accordingly, due to complexity/ judgement involved in outcome of these dispute. Uncertain positions of duty, taxes and cess were determined to be a key audit matter in our audit of the financial statements.</p>	<p>How our audit addressed the key audit matter:</p> <p>We have obtained details of complete duty, taxes and cess assessments and demands raised till signing of this report from management. We considered management's assessment of the validity and adequacy of provisions for uncertain positions of duty, taxes and cess evaluating the basis of assessment and reviewing relevant correspondence and legal advice where available including any information regarding similar cases with the relevant tax authorities. We have discussed the management's assumptions in estimating the provisions and the possible outcome of the disputes.</p> <p>In respect of various duty, taxes and cess demands and liabilities, we assessed the appropriateness of management's assumptions, estimates and disclosure/ adjustments in the financial statements.</p>

Other Information

The Company's Board of Directors are responsible for the other information. The other information comprises the information included in the Directors' Report, Management's Discussion & Analysis, Report on Corporate Governance and Business Responsibility and Sustainability Reporting including Annexures, but does not include the standalone financial statements and our auditor's reports thereon. The Annual Report is expected to be made available to us after the date of this auditor's report.

Our opinion on the standalone financial statements does not cover the other information and we do not express any form of assurance conclusion thereon.

In connection with our audit of the standalone financial statements, our responsibility is to read the other information identified above when it becomes available and, in doing so, consider whether the other information is materially inconsistent with the standalone financial statements or our knowledge obtained in the audit or otherwise appears to be materially misstated. If, based on the work we have performed, we conclude that there is a material misstatement of this other information, we are required to report that fact. When we read the Annual Report, if we conclude that there is a material misstatement therein, we are required to communicate the matter to those charged with governance and take necessary actions, as applicable under the applicable laws and regulations.

Responsibilities of Management for the Standalone Financial Statements

The Company's Board of Directors is responsible for the matters stated in Section 134(5) of the Act with respect to the preparation of these standalone financial statements that give a true and fair view of the financial position, financial performance including other comprehensive income, changes in equity and cash flows of the Company in accordance with the accounting principles generally accepted in India, including the Indian Accounting Standards (Ind AS) specified under Section 133 of the Act. This responsibility also includes maintenance of adequate accounting records in accordance with the provisions of the Act for safeguarding the assets of the Company and for preventing and detecting frauds and other irregularities; selection and application of appropriate accounting policies; making judgments and estimates that are reasonable and prudent; and design, implementation and maintenance of adequate internal financial controls, that were operating effectively for ensuring the accuracy and completeness of the accounting records, relevant to the preparation and presentation of the standalone financial statements that give a true and fair view and are free from material misstatement, whether due to fraud or error.

In preparing the standalone financial statements, management is responsible for assessing the Company's ability to continue as a going concern, disclosing, as applicable, matters related to going concern and using the going concern basis of accounting unless management either intends to liquidate the Company or to cease operations, or has no realistic alternative but to do so.

The Board of Directors are also responsible for overseeing the Company's financial reporting process.

Auditor's Responsibilities for the Audit of the Standalone Financial Statements

Our objectives are to obtain reasonable assurance about whether the standalone financial statements as a whole are free from material misstatement, whether due to fraud or error, and to issue an auditor's report that includes our opinion. Reasonable assurance is a high level of assurance, but is not a guarantee that an audit conducted in accordance with SAs will always detect a material misstatement when it exists. Misstatements can arise from fraud or error and are considered material if, individually or in the aggregate, they could reasonably be expected to influence the economic decisions of users taken on the basis of these standalone financial statements.

As part of an audit in accordance with SAs, we exercise professional judgment and maintain professional skepticism throughout the audit. We also:

- Identify and assess the risks of material misstatement of the standalone financial statements, whether due to fraud or error, design and perform audit procedures responsive to those risks, and obtain audit evidence that is sufficient and appropriate to provide a basis for our opinion. The risk of not detecting a material misstatement resulting from fraud is higher than for one resulting from error, as fraud may involve collusion, forgery, intentional omissions, misrepresentations, or the override of internal control.
- Obtain an understanding of internal control relevant to the audit in order to design audit procedures that are appropriate in the circumstances. Under section 143(3)(i) of the Companies Act 2013, we are also responsible for expressing our opinion on whether the Company has adequate internal financial controls system in place and the operating effectiveness of such controls.
- Evaluate the appropriateness of accounting policies used and the reasonableness of accounting estimates and related disclosures made by management.
- Conclude on the appropriateness of management's use of the going concern basis of accounting and, based on the audit evidence obtained, whether a material uncertainty exists related to events or conditions that may cast significant doubt on the Company's ability to continue as a going concern. If we conclude that a material uncertainty exists, we are required to draw attention in our auditor's report to the related disclosures in the standalone financial statements or, if such disclosures are inadequate, to modify our opinion. Our conclusions are based on the audit evidence obtained up to the date of our auditor's report. However, future events or conditions may cause the Company to cease to continue as a going concern.
- Evaluate the overall presentation, structure and content of the standalone financial statements, including the disclosures, and whether the standalone financial statements represent the underlying transactions and events in a manner that achieves fair presentation.

Materiality is the magnitude of misstatements in the standalone financial statements that, individually or in aggregate, makes it probable that the economic decisions of a reasonably knowledgeable user of the standalone financial statements may be influenced. We consider quantitative materiality and qualitative factors in (i) planning the scope of our audit work and in evaluating the results of our work; and (ii) to evaluate the effect of any identified misstatements in the standalone financial statements.

We communicate with those charged with governance regarding, among other matters, the planned scope and timing of the audit and significant audit findings, including any significant deficiencies in internal control that we identify during our audit.

We also provide those charged with governance with a statement that we have complied with relevant ethical requirements regarding independence, and to communicate with them all relationships and other matters that may reasonably be thought to bear on our independence, and where applicable, related safeguards.

From the matters communicated with those charged with governance, we determine those matters that were of most significance in the audit of the standalone financial statements of the current period and are therefore the key audit

matters. We describe these matters in our auditor's report unless law or regulation precludes public disclosure about the matter or when, in extremely rare circumstances, we determine that a matter should not be communicated in our report because the adverse consequences of doing so would reasonably be expected to outweigh the public interest benefits of such communication.

Report on Other Legal and Regulatory Requirements

1. As required by the Companies (Auditor's Report) Order, 2020 ("the Order"), issued by the Central Government of India in terms of sub-section (11) of section 143 of the Act, we give in the "Annexure A" a statement on the matters specified in paragraphs 3 and 4 of the Order.
2. A. As required by Section 143(3) of the Act, we report that:
 - (a) We have sought and obtained all the information and explanations which to the best of our knowledge and belief were necessary for the purposes of our audit;
 - (b) In our opinion, proper books of account as required by law have been kept by the Company so far as it appears from our examination of those books except for the matters stated in paragraph 2B(f) below on reporting under Rule 11(g) of the Companies (Audit and Auditors) Rules, 2014;
 - (c) The Standalone Balance Sheet, the Standalone Statement of Profit and Loss including Other Comprehensive Income, the Standalone Statement of Changes in Equity and the Standalone Statement of Cash Flows and dealt with by this Report are in agreement with the books of account;
 - (d) In our opinion, the aforesaid standalone financial statements comply with the Indian Accounting Standards (Ind AS) specified under Section 133 of the Act;
 - (e) On the basis of the written representations received from the directors as on March 31, 2024 taken on record by the Board of Directors, none of the directors is disqualified as on March 31, 2024 from being appointed as a director in terms of Section 164 (2) of the Act;
 - (f) The modifications relating to the maintenance of accounts and other matters connected therewith are as stated in the paragraph 2B(f) below on reporting under Rule 11(g) of the Companies (Audit and Auditors) Rules, 2014
 - (g) With respect to the adequacy of the internal financial controls with reference to these standalone financial statements of the Company and the operating effectiveness of such controls, refer to our separate Report in "Annexure B" to this report;
- B. With respect to the other matters to be included in the Auditor's Report in accordance with Rule 11 of the Companies (Audit and Auditors) Rules, 2014, as amended in our opinion and to the best of our information and according to the explanations given to us:
 - a. The Company has disclosed the impact of pending litigations on its financial position in its financial statements – Refer Note 39.1 to the standalone financial statements;
 - b. The Company did not have any material foreseeable losses in long-term contracts including derivative contracts;
 - c. There has been no delay in transferring amounts, required to be transferred, to the Investor Education and Protection Fund by the Company;
 - d. (i). The management has represented that, to the best of its knowledge and belief, as disclosed in the Note 59(e) to the standalone financial statements, no funds have been advanced or loaned or invested (either from borrowed funds or share premium or any other sources or kind of funds) by the Company to or in any other persons or entities, including foreign entities ("Intermediaries"), with the understanding, whether recorded in writing or otherwise, that the Intermediaries shall, whether, directly or indirectly lend or invest in other persons or entities identified in any manner whatsoever by or on behalf of the Company ("Ultimate Beneficiaries") or provide any guarantee, security or the like on behalf of the Ultimate Beneficiaries;

(ii). The management has represented, that, to the best of its knowledge and belief, as disclosed in the Note 59(e) to the standalone financial statements, no funds have been received by the Company from any persons or entities, including foreign entities ("Funding Parties"), with the understanding, whether recorded in writing or otherwise, that the Company shall, whether, directly or indirectly, lend or invest in other persons or entities identified in any manner whatsoever by or on behalf of the Funding Party ("Ultimate Beneficiaries") or provide any guarantee, security or the like on behalf of the Ultimate Beneficiaries;

(iii). Based on such audit procedures, we have considered reasonable and appropriate in the circumstances, nothing has come to our notice that has caused us to believe that the representations under sub-clause d(i) and d(ii) contain any material misstatement;

e. As stated in Note 56 to the standalone financial statements

i. The dividend proposed in the previous year, declared and paid by the Company during the year is in accordance with Section 123 of the Act, as applicable.

ii. The Board of Directors of the Company have proposed dividend for the year which is subject to the approval of the members at the ensuing Annual General Meeting. The amount of dividend proposed is in accordance with Section 123 of the Act, as applicable.

f. The Company has used accounting software for maintaining its books of account which has a feature of recording audit trail (edit log) facility and the same has been operated throughout the year for all transactions recorded in the accounting software and the audit trail feature has not been tampered with. However, the feature of recording of audit trail (edit log) facility was not enabled at database level to log any direct data changes for the accounting software used for maintaining the books of account in accounting software.

As proviso to Rule 3(1) of the Companies (Accounts) Rules, 2014 is applicable from April 1, 2023, reporting under Rule 11(g) of the Companies (Audit and Auditors) Rules, 2014 on preservation of audit trail as per the statutory requirements for record retention is not applicable for the financial year ended March 31, 2024.

C. With respect to the matter to be included in the Auditor's Report under Section 197(16) of the Act:

In our opinion and according to the information and explanations given to us, the managerial remuneration paid/ provided by the Company for the year ended March 31, 2024 is in accordance with the provisions of section 197 read with Schedule V to the Act;

For Singhi & Co.
Chartered Accountants
Firm Reg. No. 302049E

Bimal Kumar Sipani
Partner

Membership No. 088926
UDIN: 24088926BKELYK5156

Place: Noida (Delhi-NCR)
Date: May 30, 2024



Annexure A to Independent Auditor’s Report of even date to the members of Jindal Poly Films Limited on the Standalone Financial statements as of and for the year ended March 31, 2024 (refer to in paragraph 1 of our report on the other legal and regulatory requirements)

- a. (A) The Company has maintained proper records showing full particulars including quantitative details and situation of Property, Plant and Equipment. except in case of lands’ records which are in process of reconciliation with title deeds (Registry documents).
- (B) The Company has maintained proper records showing full particulars of intangible assets.
- b. The Company has not physically verified its property, plant and equipment during the year.
- c. Based on the records examined by us, the title deeds of immovable properties (other than properties where the Company is the lessee and the lease agreements are duly executed in favor of the lessee) disclosed in the standalone financial statements are held in the name of the Company except:

Description of property	Gross carrying value (As per title deed of existing holders) (Rs. in Lakhs)	Title deed held in the name of	Whether title deed holder is a promoter, director or their relative or employee	Period held (i.e. dates of capitalisation provided in range)	Reason for not being held in the name of the Company	
Freehold Lands	1.63	Stable Trading Company Limited	No	FY 1989-1990	Pending for registration	
	0.21			FY 1985-1986		
	0.24			FY 1985-1986		
	0.07			FY 1985-1986		
	27.78	Snap Pack Private Limited	No	FY 1995-1996		
	1.52			FY 1996-1997		
	14.26			FY 1997-1998		
	93.78	Jindal Photo Film Limited	No	FY 1995-1996		
	31.26	India Poly Films Limited	No	FY 1994-1995		Assets acquired at the time of merger of India Poly Film Ltd. with Jindal Polyester Ltd.
	6.46			FY 1995-1996		
	3.52	Hindustan Pipe Udhyog Limited	No	FY 1983-1984		Due to change in the name of the company.
	1.82			FY 1990-1991		
	5.31	Jindal Polyester & Steel Limited		FY 1995-1996		
	9.44	Jindal Polyester Limited	No	FY 1995-1996		
21.99	FY 2003-2004					
55.00	FY 1995-1996					

Lands’ records are in process of reconciliation with title deeds (Registry documents). In view of pending reconciliation of lands’ records, we are not in position to comment whether any other lands are not held in the name of the Company.

- d. On the basis of our examination of records of the Company, the Company has not revalued any of its property, plant and equipment (including right of use assets) or intangible assets during the year. Therefore, provisions of clause 3(i)(d) of the Order are not applicable to the Company.
- e. According to the information and explanations given to us, no proceeding has been initiated or is pending against the Company for holding any benami property under the Prohibition of Benami Property Transactions Act, 1988 and the rules made thereunder. Therefore, provisions of clause 3(i)(e) of the Order are not applicable to the Company.
- (ii) a. According to the information and explanations given to us and records examined by us, the inventories have been physically verified by the management during the year and in our opinion, coverage and procedure of such verification by the management is appropriate having regard to the size of the Company and nature of its business. No discrepancies of 10% or more in the aggregate for each class of inventory were noticed as

compared to the book records.

- b. According to the information and explanations given to us and records examined by us, the Company has been sanctioned working capital limits in excess of five crore rupees, in aggregate, from banks on the basis of security of current assets. The Company has not been sanctioned any working capital limits from any financial institutions. Based on the records examined by us in the normal course of audit of the book of accounts, following difference in the quarterly returns or statements filed by the Company with such banks and the books of account of the Company were found.

Quarter ended	Particulars	Balance as per statements	Balance as per books of accounts	Amount of Difference
Jun-23	Inventory	9,481.85	10,627.22	(1,145.37)
	Trade Receivables	11,502.34	10,750.73	751.61
	Advance from Customer	98.35	3,487.07	(3,388.72)
	Creditors	3,881.16	4,952.48	(1,071.32)
Sep-23	Inventory	10,084.29	12,916.08	(2,831.79)
	Trade Receivables	13,504.36	12,897.92	606.44
	Advance from Customer	59.91	3,617.84	(3,557.93)
	Creditors	6,530.68	9,456.67	(2,925.99)
Dec-23	Inventory	11,727.15	13,731.77	(2,004.62)
	Trade Receivables	17,062.40	15,488.38	1,574.02
	Advance from Customer	117.67	3,344.29	(3,226.62)
	Creditors	3,884.29	5,827.86	(1,943.57)
Mar-24	Inventory	9,967.41	10,987.51	(1,020.10)
	Trade Receivables	15,295.64	15,202.99	92.65
	Advance from Customer	41.91	2,942.53	(2,900.62)
	Creditors	4,161.32	5,735.63	(1,574.31)

- (iii) a. Based on the books of account examined by us and according to information and explanation given to us, the Company has granted loans or provided advances in the nature of loans, or stood guarantee, or provided security during the year to the followings:

Particulars	Guarantees (Rs. In Lakhs)	Security (Rs. In Lakhs)	Loans (Rs. In Lakhs)	Advance in nature of loans (Rs. In Lakhs)
Aggregate amount granted/provided during the year:				
- Subsidiaries	-	-	5,000.00	-
- Joint Ventures	-	-	-	-
- Associates	-	-	552.00	-
- Others	-	-	-	-
Balance outstanding as at standalone balance sheet date in respect of above cases				
- Subsidiaries	-	-	5,000.00	-
- Joint Ventures	-	-	-	-
- Associates	-	-	552.00	-
- Others	-	-	-	-

- b. In our opinion and according to the information and explanations given to us, the investments made during the year and the terms and conditions of the grant of loans are, prima facie, not prejudicial to the Company's

interest.

- c. The schedule of repayment of principal and payment of interest with respect to loans have been stipulated and repayments or receipts of interest have been regular during the year except the repayment of loans granted are either on demand or did not specify the terms of repayment. However, payment of interest with respect to loans have been stipulated. Repayment of loans whenever demands have been raised and receipt of interest are generally in regular except followings:

Name of the Entity	Amount (Rs. In Lakhs)	Due Date	Extent of Delay
Enerlite Solar Films India Private Limited	25.01	1 st November, 2023	152
Enerlite Solar Films India Private Limited	28.01	1 st December, 2023	122
Enerlite Solar Films India Private Limited	29.31	1 st January, 2024	91
Jindal Imaging Limited	0.01	1 st April, 2023	366
Total	82.34		

- d. There is no amount overdue amount remaining outstanding for more than ninety days as on the standalone balance sheet date except following outstanding interest for which the company have taken reasonable steps to recover the amount:

No. of Cases	Principal Amount Overdue (Rs. in Lakhs)	Interest Overdue (Rs. In Lakhs)	Total Overdue (Rs. In Lakhs)
2	NIL	82.34	82.34
Total	NIL	82.34	82.34

- e. According to the information and explanations given to us and records examined by us, we have not come across any case where the loans granted which have fallen due during the year, have been renewed or extended or fresh loans granted to settle the overdue of existing loans given to the same parties.
- f. Based on the books of accounts and other relevant records examined by us the Company has granted loans repayable on demand or without stipulating period of repayment. The aggregate amount of loans granted and repayable on demand or without stipulation of period of repayment and percentage thereof to the total loans granted during the year is given below,

(Rs. In Lakhs)

Particular	All Parties	Promoters	Related Parties
Aggregate amount of loans			
- Repayable on demand (A)	552.00	-	552.00
- Agreement does not specify any terms or period of repayment (B)	-	-	-
Total (A+B)	552.00	-	552.00
% of loans / advances in nature of loans to the total loans granted during the year	-	-	9.94%

The Company has not granted any advance in the nature of loan.

- iv) According to information and explanations given to us and based on audit procedures performed by us, the Company has complied with provisions of Section 186 of the Companies Act, 2013 in respect of loan granted and investments made during the year. The Company has not given any guarantee or security during the year. There is no loan granted or guarantee or security provided under section 185 of the Companies Act, 2013.
- v) The Company has not accepted any deposit or amount which are deemed to be deposits within the meaning of section 73 to 76 of the Companies Act, 2013. Therefore, provisions of clause 3(v) of the Order are not applicable to the Company.
- vi) The maintenance of cost records has not been prescribed by the Central Government under the section 148 (1) of the Companies Act, 2013 read with Companies (Cost Records and Audit) Rules, 2014 for the product manufactured

by the Company. Therefore, provisions of clause 3(vi) of the Order are not applicable to the Company.

- (vii) a. According to the information and explanations given to us and on the basis of our examination of the records of the Company, amounts deducted/ accrued in the books of account in respect of undisputed statutory dues including Goods and Service Tax, Provident Fund, Employees State Insurance, Income-tax, Sales tax, Service tax, Duty of customs, Duty of excise, Value Added tax, Cess and any other material statutory dues, to the extent applicable, have generally been regularly deposited with the appropriate authorities. There were no undisputed outstanding statutory dues as at the year-end for a period of more than six months from the date they became payable.
- b. According to the information and explanation given to us and the records of the Company examined by us, there are no statutory dues referred to in sub-clause (a) on account of any dispute except the followings where amount has been quantified:

Name of Statute	Nature of Dues	Period to which it relates	Amount (Rs. in Lakhs) *	Forum where dispute is pending
The Income Tax Act, 1961	Income Tax	A.Y. 1993-1994	25.51	ITAT- Delhi
		A.Y. 1999-2000	391.45	CIT(A)- Ghaziabad
		A.Y. 2017-2018	670.85	ITAT- Delhi
		A.Y. 2018-2019	1,933.24	ITAT- Delhi
		A.Y. 2019-2020	2,465.79	ITAT- Delhi
		A.Y. 2020-2021	61.62	ITAT- Delhi
		A.Y. 2022-2023	2,820.47	CIT(A)- NFAC
Sales Tax Act	Sales Tax	F.Y. 2005-06	2.41	Sales Tax Tribunal, Nasik
Goods and Service Tax Act, 2017	GST	April-21 and May-21	4.08	Joint Commissioner (A), Nasik
The Custom Act 1962	Custom Duty	F.Y. 2002-03	366.00	Hon'ble Supreme Court of India
Maharashtra State Electricity Duty Act, 2016	Electricity duty	April, 2000 to April, 2005	433.46	Hon'ble Supreme Court of India
	Electricity duty	May, 2010 to September, 2011	166.00	High Court Bombay
Water (Prevention and Control of Pollution) Cess Act, 1977	Water Cess	April, 2001 to May, 2003	4.31	High Court Allahabad
EDLI Scheme 1976	EDLI	April 1998 to August 2012	20.21	CGIT Kanpur

* Net of deposits and to the extent amount quantified by the respective authorities.

- (viii) According to the information and explanations given to us and on the basis of our examination of the records of the Company, the Company has not surrendered or disclosed any transactions, previously unrecorded as income in the books of account, in the tax assessments under the Income Tax Act, 1961 as income during the year.
- (ix) a. The Company has not defaulted in repayment of loans or other borrowings or in the payment of interest thereon during the year.
- b. According to the information and explanations given to us and on the basis of our audit procedures, we report that the Company has not been declared willful defaulter by any bank or financial institution or Government or any Government authority.
- c. Based on the books of account examined by us, term loans availed during the year, were applied for the purpose for which the loans were obtained.
- d. According to the information and explanations given to us, and the procedures performed by us and on an overall examination of the standalone financial statements of the Company, we report that no funds raised on

short-term basis during the year have been used for long-term purposes by the Company.

- e. According to the information and explanation given to us, in our opinion, during the year, the company has not raised loans on the pledge of securities held in its subsidiaries or associate companies. The Company has no joint ventures. Therefore, the provisions of clause 3(ix)(e) and 3(ix)(f) of the Order are not applicable to the Company.
- (x) a. The Company did not raise any money by way of initial public offer or further public offer (including debt instruments) during the year. Therefore, the provisions of clause 3(x)(a) of the Order are not applicable to the Company.
- b. The Company has not made any preferential allotment or private placement of shares or convertible debentures (fully, partially or optionally convertible) during the year. Therefore, the provisions of clause 3(x)(b) of the Order are not applicable to the Company.
- (xi) a. Based upon the audit procedures performed and considering the principles of materiality outlined in Standards on Auditing, for the purpose of reporting the true and fair view of the financial statements and according to the information and explanations given to us, we have neither come across any instance of fraud by the Company or on the Company noticed or reported during the year nor have we been informed of any such case by the management during the course of the audit.
- b. According to the information and explanation given to us, no report under subsection (12) of section 143 of the Companies Act, 2013 has been filed by the auditors in Form ADT-4 as prescribed under Rule 13 of Companies (Audit and Auditors) Rules, 2014 with the Central Government during the year.
- c. According to the information and explanations given to us, no whistle blower complaints were received by the Company during the year.
- (xii) In our opinion and according to the information and explanations given to us, the Company is not a Nidhi Company. Therefore, the provisions of Clause 3(xii) of the Order are not applicable to the Company.
- (xiii) According to the information and explanations given to us and based on our examination of the records of the Company, transactions with the related parties are in compliance with section 177 and 188 of the Companies Act, 2013 where applicable and details for the same have been disclosed in the standalone financial statements as required by the applicable Indian Accounting Standards.
- (xiv) a. In our opinion and according to information and explanations given to us, the Company has an internal audit system commensurate with the size and nature of its business.
- b. We have considered internal audit reports of the Company issued till date for the period under audit.
- (xv) According to the information and explanations given to us, in our opinion, during the year the Company has not entered into any non-cash transactions with its directors or persons connected with them as referred to in section 192 of the Companies Act, 2013. Therefore, the provisions of clause 3(xv) of the Order are not applicable to the Company.
- (xvi) a. In our opinion, the Company is not required to be registered under section 45-IA of the Reserve Bank of India Act, 1934. Therefore, the provisions of clause 3(xvi)(a) of the Order are not applicable to the Company.
- b. In our opinion, the Company has not conducted any Non-Banking Financial or Housing Finance activities during the year. Therefore, the provisions of clause 3(xvi)(b) of the Order are not applicable to the Company.
- c. In our opinion, the Company is not a Core Investment Company (CIC) as defined in the regulations made by the Reserve Bank of India. Therefore, the provisions of clause 3(xvi)(c) of the Order are not applicable to the Company.
- d. According to the representations given to us by the management, there are three CICs as part of the Group. We have not, however, separately evaluated whether the information provided by the management is accurate and complete.
- (xvii) The Company has not incurred cash losses in current year and in the immediately preceding financial year.



Therefore, the provisions of clause 3(xvii) of the Order are not applicable to the Company.

(xviii) There has been no resignation of statutory auditor during the year. Therefore, the provisions of clause 3(xviii) of the Order are not applicable to the Company.

(xix) According to the information and explanations given to us and on the basis of the financial ratios, ageing and expected dates of realization of financial assets and payment of financial liabilities, other information accompanying the standalone financial statements, our knowledge of the Board of Directors and management plans and based on our examination of the evidence supporting the assumptions, nothing has come to our attention, which causes us to believe that any material uncertainty exists as on the date of the audit report that the Company is not capable of meeting its liabilities existing at the date of standalone balance sheet as and when they fall due within a period of one year from the standalone balance sheet date. We, however, state that this is not an assurance as to the future viability of the Company. We further state that our reporting is based on the facts up to the date of the audit report and we neither give any guarantee nor any assurance that all liabilities falling due within a period of one year from the standalone balance sheet date, will get discharged by the Company as and when they fall due.

(xx) The Company has carried out expenditure on CSR and also given funds to a trust for carrying out the CSR activities as specified in the Note 58 to the standalone financial statements. This trust has furnished certificate for fully utilization of such funds as on March 31, 2024 for CSR activities as advised by the Company. The Company has no unspent amount towards Corporate Social Responsibility (CSR) other than for ongoing projects against which amount remaining unspent under subsection (5) of section 135 of the Companies Act has since been transferred to a special account in compliance with provision of subsection (6) of section 135 of the said act as detail given below,

Financial Year	Amount unspent on Corporate Social Responsibility activities for ongoing projects	Amount transferred to special account within 30 days from the end of the financial year	Amount transferred after due date
2023-24	281.63	281.63	-
Total	281.63	281.63	-

For Singhi & Co.
Chartered Accountants
Firm Reg. No. 302049E

Bimal Kumar Sipani
Partner
Membership No. 088926
UDIN: 24088926BKELYK5156

Place: Noida (Delhi-NCR)
Date: May 30, 2024



Annexure B to Independent Auditor's Report of even date to the members of Jindal Poly Films Limited on the standalone Financial Statements as of and for the year ended on March 31, 2024 (refer to in paragraph 2A(g) of our report on other legal and regulatory requirements)

Report on the Internal Financial controls under Clause (i) of Sub - section 3 of Section 143 of the Companies Act, 2013 ("the Act")

We have audited the internal financial controls with reference to standalone financial statements of Jindal Poly Films Limited ('the Company') as of March 31, 2024 in conjunction with our audit of the standalone financial statements of the Company for the year ended on that date.

Management's Responsibility for Internal Financial Controls

The Company's management is responsible for establishing and maintaining internal financial controls with reference to the standalone financial statement based on the internal control over the financial reporting criteria established by the Company considering the essential components of internal control stated in the Guidance Note on Audit of Internal Financial Controls over Financial Reporting issued by the Institute of Chartered Accountants of India. These responsibilities include the design, implementation and maintenance of adequate internal financial controls that were operating effectively for ensuring the orderly and efficient conduct of its business, including adherence to Company's policies, the safeguarding of its assets, the prevention and detection of frauds and errors, the accuracy and completeness of the accounting records, and the timely preparation of reliable financial information, as required under the Companies Act, 2013.

Auditor's Responsibility

Our responsibility is to express an opinion on the Company's internal financial controls with reference to standalone financial statements based on our audit. We conducted our audit in accordance with the Guidance Note on Audit of Internal Financial Controls Over Financial Reporting (the "Guidance Note") and the Standards on Auditing prescribed under section 143(10) of the Companies Act, 2013, to the extent applicable to an audit of internal financial controls, both applicable to an audit of internal financial controls, both issued by the Institute of Chartered Accountants of India. Those Standards and the Guidance Note require that we comply with ethical requirements and plan and perform the audit to obtain reasonable assurance about whether adequate internal financial controls with reference to standalone financial statements was established and maintained and if such controls operated effectively in all material respects.

Our audit involves performing procedures to obtain audit evidence about the adequacy of the internal financial controls system with reference to standalone financial statements and their operating effectiveness. Our audit of Internal Financial Controls with reference to standalone financial statements included obtaining an understanding of Internal Financial Controls with reference to standalone financial statements, assessing the risk that a material weakness exists, and testing and evaluating the design and operating effectiveness of internal control based on the assessed risk. The procedures selected depend on the auditor's judgement, including the assessment of the risks of material misstatement of the standalone financial statements, whether due to fraud or error.

We believe that the audit evidence we have obtained is sufficient and appropriate to provide a basis for our audit opinion on the Company's internal financial controls system with reference to standalone financial statements.

Meaning of Internal Financial controls with reference to standalone financial statements

A Company's Internal Financial Controls with reference to standalone financial statements is a process designed to provide reasonable assurance regarding the reliability of financial reporting and the preparation of standalone financial statements for external purposes in accordance with generally accepted accounting principles. A company's internal financial control with reference to standalone financial statements includes those policies and procedures that (1) pertain to the maintenance of records that, in reasonable detail, accurately and fairly reflect the transactions and dispositions of the assets of the company; (2) provide reasonable assurance that transactions are recorded as necessary to permit preparation of standalone financial statements in accordance with generally accepted accounting principles, and that receipts and expenditures of the company are being made only in accordance with authorizations of management and directors of the company; and (3) provide reasonable assurance regarding prevention or timely detection of unauthorized acquisition, use, or disposition of the company's assets that could have a material effect on the standalone financial statements.

**Inherent Limitations of Internal Financial controls with reference to standalones financial statements**

Because of the inherent limitations of internal financial controls with reference to standalone financial statements, including the possibility of collusion or improper management override of controls, material misstatements due to error or fraud may occur and not be detected. Also, projections of any evaluation of the internal financial controls with reference to standalone financial statements to future periods are subject to the risk that the internal financial controls with reference to standalone financial statements may become inadequate because of changes in conditions, or that the degree of compliance with the policies or procedures may deteriorate.

Opinion

In our opinion, the Company has, in all material respects, an adequate internal financial controls with reference to standalone financial statements and such internal financial controls with reference to standalone financial statements were operating effectively as at March 31, 2024, based on the criteria for internal control with reference to standalone financial statements established by the Company considering the essential components of internal control stated in the Guidance Note on Audit of Internal Financial Controls Over Financial Reporting issued by the Institute of Chartered Accountants of India, however same need to be further strengthened by incorporating more controls related to entity level controls, process level controls and controls related to standalone financial statements review and closure process.

For Singhi & Co.Chartered Accountants
Firm Reg. No. 302049E**Bimal Kumar Sipani**

Partner

Membership No. 088926

UDIN: 24088926BKELYK5156

Place: Noida (Delhi-NCR)

Date: May 30, 2024



STANDALONE BALANCE SHEET AS AT MARCH 31, 2024

Particulars	Note	(Rs. in Lakhs, unless stated otherwise)	
		As at March 31, 2024	As at March 31, 2023
Assets			
(1) Non-current assets			
(a) Property, plant and equipment	3	1,00,600.93	1,03,866.12
(b) Capital work-in-progress	3A	38.26	2,056.92
(c) Right of use assets	3B	116.13	206.71
(d) Intangible assets	3C	16.90	8.63
(e) Financial assets			
(i) Investments	4	70,504.79	98,929.68
(ii) Loans	5	35,000.00	30,000.00
(iii) Other financial assets	6	9,195.13	104.09
(f) Other non-current assets	7	404.08	889.36
Sub Total		2,15,876.22	2,36,061.51
(2) Current assets			
(a) Inventories	8	10,987.50	9,162.71
(b) Financial assets			
(i) Investments	9	3,63,120.67	2,65,171.82
(ii) Trade receivables	10	15,202.99	13,988.19
(iii) Cash and cash equivalents	11	232.03	669.35
(iv) Bank balances other than (iii) above	12	9,223.35	4,771.24
(v) Loans	13	20,992.91	53,002.00
(vi) Other financial assets	14	76,998.45	65,328.13
(c) Current tax assets (net)	15	5,589.05	4,581.68
(d) Other current assets	16	686.99	905.14
Sub Total		5,03,033.94	4,17,580.26
Total assets		7,18,910.16	6,53,641.77
Equity and liabilities			
(1) Equity			
(a) Equity share capital	17	4,378.64	4,378.64
(b) Other equity		5,74,296.23	5,44,963.30
Sub Total		5,78,674.87	5,49,341.94
(2) Non-current liabilities			
(a) Financial liabilities			
(i) Borrowings	18	41,561.58	49,823.81
(ii) Lease liabilities	19	45.07	120.97
(b) Deferred tax liabilities (net)	20	15,393.07	10,068.81
(c) Other non-current liabilities	21	38,637.53	7,247.70
Sub Total		95,637.25	67,261.29
(3) Current liabilities			
(a) Financial liabilities			
(i) Borrowings	22	26,426.95	25,766.88
(ii) Lease liabilities	23	75.91	90.04
(iii) Trade payables	24		
- total outstanding dues of micro enterprises and small enterprises		466.72	389.37
- total outstanding dues of creditors other than micro enterprises and small enterprises		6,217.27	2,077.34
(iv) Other financial liabilities	25	3,728.61	3,015.05
(b) Other current liabilities	26	7,569.09	5,699.86
(c) Provisions	27	113.49	-
Sub Total		44,598.04	37,038.54
Total equity and liabilities		7,18,910.16	6,53,641.77
Summary of material accounting policies	1-2		
Other notes on standalone financial statements	39-63		

The accompanying notes are an integral part of the standalone financial statements

For and on behalf of the Board of Directors

For Singhi & Co.
Chartered Accountants
Firm Registration No : 302049E

Vijender Kumar Singhal
(Whole Time Director & CFO)
DIN - 09763670

Rathi Binod Pal
(Director)
DIN - 00092049

Bimal Kumar Sipani
Partner
M No : 088926

Ashok Yadav
(Company Secretary)
ACS -14223

Date : May 30, 2024
Place : Noida (Delhi NCR)

Date : May 30, 2024
Place : Gurugram



STANDALONE STATEMENT OF PROFIT AND LOSS FOR THE YEAR ENDED MARCH 31, 2024

(Rs. in Lakhs, unless stated otherwise)

Particulars	Note	For the year ended March 31, 2024	For the year ended March 31, 2023
I. Income			
Revenue from operations	28	54,317.03	2,48,132.17
Other income	29	49,642.26	56,305.93
Total Income (I)		1,03,959.29	3,04,438.10
II. Expenses			
Cost of materials consumed	30	36,194.68	1,22,659.55
Purchase of Stock-in-trade	31	-	7,304.90
Changes in inventories of finished goods, work-in-progress and stock-in-trade	32	(765.78)	34,252.16
Employee benefits expense	33	2,661.22	6,337.99
Finance costs	34	5,006.68	4,383.87
Depreciation and amortization	35	6,000.02	8,653.84
Other expenses	36	13,467.30	34,009.28
Total Expenses (II)		62,564.12	2,17,601.59
III. Profit before exceptional items and tax (I - II)		41,395.17	86,836.51
IV. Exceptional items (loss)/gain	37	-	1,09,478.32
V. Profit after exceptional items and before tax (III - IV)		41,395.17	1,96,314.83
VI. Tax expense			
Current tax	50	4,875.61	42,493.37
Current tax relating to earlier years	50	-	(988.59)
Deferred tax	50	5,319.11	(19,308.05)
Total tax expense		10,194.72	22,196.73
VII. Profit for the year (V-VI)		31,200.45	1,74,118.11
VIII. Other comprehensive income			
A Items that will not be reclassified to profit or loss			
- Remeasurements of post employment benefit obligations		20.45	324.18
- Income tax relating to above item		(5.15)	(81.59)
B Items that will be reclassified to profit or loss			
- Exchange differences on translating the results and net assets of foreign operations		-	-
- Income tax relating to above item		-	-
Other comprehensive income for the year, net of tax		15.30	242.59
IX. Total comprehensive income for the year (V+VI)		31,215.75	1,74,360.70
X. Earnings per equity share (face value of Rs 10/- each)			
Basic (in Rs.)	38	71.25	397.65
Diluted (in Rs.)	38	71.25	397.65
Summary of material accounting policies	1-2		
Other notes on standalone financial statements	39-63		

The accompanying notes are an integral part of the standalone financial statements

For and on behalf of the Board of Directors

For Singhi & Co.
Chartered Accountants
Firm Registration No : 302049E

Vijender Kumar Singhal
(Whole Time Director & CFO)
DIN - 09763670

Rathi Binod Pal
(Director)
DIN - 00092049

Bimal Kumar Sipani
Partner
M No : 088926

Ashok Yadav
(Company Secretary)
ACS -14223

Date : May 30, 2024
Place : Noida (Delhi NCR)

Date : May 30, 2024
Place : Gurugram



STANDALONE STATEMENT OF CHANGES IN EQUITY FOR THE YEAR ENDED MARCH 31, 2024

(a) **Equity Share Capital and reconciliation of number of share outstanding at the beginning and end of the year :**

Equity Shares	Balance as at March 31, 2024		Balance as at March 31, 2023	
	Number of Shares	Rs. in Lakhs	Number of Shares	Rs. in Lakhs
Balance as at the beginning of the year	4,37,86,413	4,378.64	4,37,86,413	4,378.64
Changes in equity share capital due to prior period errors	-	-	-	-
Restated balance at the beginning of the year	4,37,86,413	4,378.64	4,37,86,413	4,378.64
Changes in equity share capital during the year	-	-	-	-
Balance as at the end of the year	4,37,86,413	4,378.64	4,37,86,413	4,378.64

OTHER EQUITY

(Rs. in lakhs, unless stated otherwise)

Particulars	Reserve & Surplus						Total Other Equity
	Capital Reserve	Securities Premium	Capital Redemption Reserve	Amalgamation Reserve	General Reserve	Retained Earnings	
Balance as at March 31, 2022	6,469.05	21,069.36	11,518.82	4,228.32	42,306.99	2,87,199.38	3,72,791.92
Change in accounting policy / prior period errors	-	-	-	-	-	-	-
Restated balance at the beginning of the previous reporting year	6,469.05	21,069.36	11,518.82	4,228.32	42,306.99	2,87,199.38	3,72,791.92
Profit for the year	-	-	-	-	-	1,74,118.11	1,74,118.11
Other comprehensive income for the year	-	-	-	-	-	242.59	242.59
Total comprehensive income for the year	-	-	-	-	-	1,74,360.70	1,74,360.70
Dividends declared and paid for financial year 2021-22	-	-	-	-	-	(2,189.32)	(2,189.32)
Balance as at March 31, 2023	6,469.05	21,069.36	11,518.82	4,228.32	42,306.99	4,59,370.76	5,44,963.30
Change in accounting policy / prior period errors	-	-	-	-	-	-	-
Restated balance at the beginning of the current reporting year	6,469.05	21,069.36	11,518.82	4,228.32	42,306.99	4,59,370.76	5,44,963.30
Profit for the year	-	-	-	-	-	31,200.45	31,200.45
Other comprehensive income for the year	-	-	-	-	-	15.30	15.30
Total comprehensive income for the year	-	-	-	-	-	31,215.75	31,215.75
Dividends declared and paid for financial year 2022-23	-	-	-	-	-	(1,882.82)	(1,882.82)
Balance as at March 31, 2024	6,469.05	21,069.36	11,518.82	4,228.32	42,306.99	4,88,703.69	5,74,296.23

Capital Reserve: Represents difference between nominal issue price of shares and value of net assets of transferor company, acquired pursuant to the Scheme of Amalgamation in the year 2014-2015 and can be utilised in accordance with the provisions of the Companies Act, 2013.

Securities Premium: Represents the premium received on issue of shares and can be utilized in accordance with the provisions of the Companies Act, 2013.

Capital Redemption Reserve: Created on redemption of preference shares in earlier years and can be utilised in accordance with the provisions of the Companies Act, 2013.

Amalgamation Reserve: Represents difference between nominal issue price of shares and value of net assets of transferee companies, pursuant to the Scheme of Amalgamation in the year 1999-2000 and can be utilised in accordance with the provisions of the Companies Act, 2013.

General Reserve: The Company appropriates a portion to general reserve out of the profits as decided by the board of directors and can be utilized in accordance with the provisions of the Companies Act, 2013.

Retained Earnings: Retained earnings are profits earned by the Company after transfer to general reserve and payment of dividend to shareholders.

The accompanying notes are an integral part of the standalone financial statements

For and on behalf of the Board of Directors

For Singhi & Co.
Chartered Accountants
Firm Registration No : 302049E

Vijender Kumar Singhal
(Whole Time Director & CFO)
DIN - 09763670

Rathi Binod Pal
(Director)
DIN - 00092049

Bimal Kumar Sipani
Partner
M No : 088926

Ashok Yadav
(Company Secretary)
ACS -14223

Date : May 30, 2024
Place : Noida (Delhi NCR)

Date : May 30, 2024
Place : Gurugram



STANDALONE STATEMENT OF CASH FLOW FOR THE YEAR ENDED MARCH 31, 2024

(Rs in lakhs unless otherwise stated)

Particulars	For the year ended March 31, 2024	For the year ended March 31, 2023
A. Cash inflow/(outflow) from operating activities		
Net profit before tax	41,395.17	1,96,314.83
Adjustments for:		
Depreciation and amortisation	6,000.02	8,653.84
Amortisation of deferred Government grant	(602.66)	(2,942.25)
Interest on Financial assets carried at amortised cost using EIR Method	(722.91)	-
Net loss/(gain) on disposal/ discard of property, plant and equipment	-	(428.55)
Gain on sale / fair value changes in investments	(30,195.80)	(28,397.88)
Unrealised gain on foreign currency transactions and translations	-	1,638.00
Finance costs	5,006.68	4,383.87
Interest income	(12,113.21)	(11,949.36)
Allowance of expected credit loss	17.00	229.17
Unrealised gain on fair valuation of derivatives	-	964.00
Exceptional items	-	(1,09,478.32)
Provision for impairment of investments	4.50	-
Income from investments (dividend and fair value gains)	(2,405.25)	(4,092.34)
Operating profit before working capital changes	6,383.54	54,895.02
Adjustments for :		
(Increase) / decrease in trade and other receivables	4,433.99	(25,336.82)
(Increase) / decrease in inventories	(1,824.80)	(23,533.00)
(Increase) / decrease in trade and other payables	3,305.09	(3,497.45)
Cash generated from operations	12,297.82	2,527.75
Direct tax paid (net of refund received)	(5,882.98)	(44,215.57)
Net cash generated/ (used in) from operating activities	6,414.84	(41,687.82)
B. Cash inflow/(outflow) from investing activities		
Purchase of property, plant and equipment, intangible assets including capital work in progress	(1,136.28)	(39,477.00)
Sales proceeds of property, plant and equipment	-	483.00
Amount received for capital subsidies	9,385.00	21,225.00
Investment in wholly owned subsidiaries	(43,194.59)	(1,071.00)
Proceeds from sale of equity shares of a subsidiary	-	100.00
Investment in equity shares of an associate	(16.20)	31.00
Investment in redeemable preference shares of an associate	-	(480.00)
Increase in investments	(1,33,369.09)	(7,58,911.00)
Proceeds from sale/redemption of investments	1,37,970.64	5,54,730.00
Proceeds from redemption of preference shares	-	1,084.71
Net (increase)/ decrease in fixed deposits	(4,484.17)	(1,340.95)
Interest received	12,327.59	15,422.94
Income from investments (dividend)	2,454.80	4,092.34
Proceeds of sale/transfer of packaging (plastic) business on slump sale	841.73	1,92,000.00
Loan given to related parties	(5,552.00)	(89,341.00)
Loan received back from related parties	32,561.09	50,586.00
Net Cash generated/ (used in) investing activities	7,788.52	(50,865.94)



JINDAL POLY FILMS LIMITED

(Rs in lakhs unless otherwise stated)

Particulars	For the year ended March 31, 2024	For the year ended March 31, 2023
C. Cash inflow/(outflow) from financing activities		
Proceeds from non current borrowings	150.00	1,01,775.63
Repayments of non current borrowings	(7,541.06)	(5,420.45)
Proceeds/(repayments) of current borrowings (net)	(534.19)	7,045.62
Dividend paid	(1,882.82)	(2,189.32)
Payment of lease obligation	(106.20)	(14.37)
Finance costs paid	(4,726.42)	(5,881.00)
Net cash generated/ (used in) from financing activities	(14,640.69)	95,316.10
Net increase/(decrease) in cash and cash equivalents (A+B+C)	(437.32)	2,762.35
Opening balance of cash and cash equivalents	669.35	8,907.01
Bank balance transferred on sale of packaging (plastic) films business (Refer note 57 A)	-	(11,000.00)
Closing balance of cash and cash equivalents	232.04	669.36
Cash & cash equivalents comprise		
Cash on hand	0.09	0.09
Balance with banks in current accounts	231.94	669.26
	232.03	669.35

Note:

- The above Standalone Statement of Cash Flow has been prepared under the "Indirect Method" as set out in Ind AS 7 on "Statement of Cash Flows".
- For additional disclosure required under amendment to Ind AS 7 "Statement of Cash Flows", refer note 46.

The accompanying notes are an integral part of the standalone financial statements

For and on behalf of the Board of Directors

For Singhi & Co.
Chartered Accountants
Firm Registration No : 302049E

Vijender Kumar Singhal
(Whole Time Director & CFO)
DIN - 09763670

Rathi Binod Pal
(Director)
DIN - 00092049

Bimal Kumar Sipani
Partner
M No : 088926

Ashok Yadav
(Company Secretary)
ACS -14223

Date : May 30, 2024
Place : Noida (Delhi NCR)

Date : May 30, 2024
Place : Gurugram

NOTES TO THE STANDALONE FINANCIAL STATEMENTS

1 Company Information

Jindal Poly Films Limited referred to as “the Company” is domiciled in India. The registered office of the Company is at 19th K. M. Hapur-Bulandshahr Road, P.O. Gulaothi, Distt. Bulandshahr (U.P.) -203408 India. The Company is limited by shares, incorporated and domiciled in India and the equity shares of the Company are listed on the Indian Stock Exchanges i.e. National Stock Exchange & Bombay Stock Exchange.

The Company has own manufacturing plants in Nashik (Maharashtra), India for the non-woven fabric.

Statement of Compliance

The standalone financial statements of the Company have been prepared in accordance with Indian Accounting Standards (Ind AS) prescribed under section 133 of the Companies Act 2013, read with Companies (Indian Accounting Standard) Rules, 2015 as amended time to time.

Accounting Policies have been consistently applied except where a newly issued Ind AS is initially adopted or a revision to an existing accounting standard required a change in the accounting policy hitherto in use.

The standalone financial statements of the Company for the year ended March 31, 2024 were approved for issue by the board of directors on May 30, 2024. However, the shareholders of the Company have the power to amend the standalone financial statements after the issue.

2 Summary of Material Accounting Policies

The Company has consistently applied the following accounting policies to all periods presented in the standalone financial statements.

(a) Basis of preparation

The standalone financial statements have been prepared on a historical cost basis except certain items that are measured at fair value as explained in accounting policies.

Fair value is the price that would be received to sell an asset or paid to transfer a liability in an orderly transaction between market participants at the measurement date.

All assets and liabilities have been classified as current and non-current as per the Company’s normal operating cycle which is based on the nature of businesses and the time elapsed between deployment of resources and the realisation of cash and cash equivalents. The Company has considered an operating cycle of 12 months.

These standalone financial statements are presented in Indian National Rupee (₹), which is the Company’s functional currency. All amounts have been rounded to the nearest ₹ Lakhs, except when otherwise indicated.

(b) Use of estimates and critical accounting judgements

In the preparation of standalone financial statements, the Company makes judgements in the application of accounting policies; and estimates and assumptions which affects carrying values of assets and liabilities that are not readily apparent from other sources. The estimates and associated assumptions are based on historical experience and other factors that are considered to be relevant. Actual results may differ from these estimates.

Estimates and underlying assumptions are reviewed on an ongoing basis. Revisions to accounting estimates are recognised in the period in which the estimate is revised and future periods affected.

Key source of estimation of uncertainty at the date of standalone financial statements, which may cause material adjustment to the carrying amounts of assets and liabilities within the next financial year, is in respect of impairment, useful lives of property, plant and equipment and intangible assets, valuation of deferred tax assets, provisions and contingent liabilities, fair value measurements of financial instruments and retirement benefit obligations as disclosed below:

- Useful lives of property, plant and equipment and intangible assets

The Company has estimated the useful life if each class of assets based on the nature of assets, the estimated usage of the asset, the operating condition of the asset, past history of replacement, anticipated technological changes, etc. The Company reviews the useful life of property, plant and equipment and intangible assets at the end of each reporting period. This reassessment may result in change in depreciation and amortisation expense in future periods.

- Impairment

An impairment loss is recognised for the amount by which an asset's or cash-generating unit's carrying amount exceeds its recoverable amount to determine the recoverable amount, management estimates expected future cash flows from each asset or cash generating unit and determines a suitable interest rate in order to calculate the present value of those cash flows. In the process of measuring the Company estimates the value in use of the cash generating unit (CGU) based on future cash flows after considering current economic conditions and trends, estimated future operating results and growth rates and anticipated future economic and regulatory conditions. The estimated cash flows are developed using internal forecasts. The cash flows are discounted using a suitable discount rate in order to calculate the present value.

- Valuation of current tax and deferred tax assets

The tax jurisdictions for the Company is India. Significant judgments are involved in determining the provision for income taxes including judgment on whether tax positions are probable of being sustained in tax assessments. A tax assessment can involve complex issues, which can only be resolved over extended time periods. The recognition of current and deferred taxes that are subject to certain legal or economic limits or uncertainties is assessed individually by management based on the specific facts and circumstances. The Company reviews the carrying amount of deferred tax assets at the end of each reporting period.

- Provisions and contingent liabilities

A provision is recognised when the Company has a present obligation as result of a past event and it is probable that the outflow of resources will be required to settle the obligation, in respect of which a reliable estimate can be made. These are reviewed at each balance sheet date and adjusted to reflect the current best estimates. Contingent Liability may arise from the ordinary course of business in relation to claims against the Company. By their nature, contingencies will be resolved only when one or more uncertain future events occur or fail to occur. The assessment of the existence, and potential quantum, of contingencies inherently involves the exercise of significant judgments and the use of estimates regarding the outcome of future events. Contingent liabilities are not recognised in the standalone financial statements.

- Fair value measurements of financial instruments

When the fair value of financial assets and financial liabilities recorded in the balance sheet cannot be measured based on quoted prices in active markets, their fair value is measured using valuation techniques including Discounted Cash Flow Model. The inputs to these models are taken from observable markets where possible, but where this is not feasible, a degree of judgement is required in establishing fair value. Judgements include considerations of inputs such as liquidity risks, credit risks and volatility. Changes in assumptions about these factors could affect the reported fair value of financial instruments.

- Retirement benefit obligations

The Company's retirement benefit obligations are subject to number of assumptions including discount rates, inflation and salary growth. Significant assumptions are required when setting these criteria and a change in these assumptions would have a significant impact on the amount recorded in the Company's balance sheet and the statement of profit and loss. The Company sets these assumptions based on previous experience and third party actuarial advice.

(c) Operating cycle and current versus non-current classification

Based on the nature of goods manufactured and the time between acquisition of assets for processing and their realisation in cash and cash equivalents, the Company has ascertained its operating cycle as twelve months for the purpose of current/ noncurrent classification of assets and liabilities.

The Company presents assets and liabilities in the balance sheet based on current/ non-current classification. An asset is treated as current when it is:

- Expected to be realised or intended to be sold or consumed in normal operating cycle;
- Held primarily for the purpose of trading;

- Expected to be realised within twelve months after the reporting period, or
- Cash and cash equivalent unless restricted from being exchanged or used to settle a liability for at least twelve Months after the reporting period.

All other assets/liabilities are classified as non-current.

- An liability is treated as current when:
 - It is expected to be settled in normal operating cycle.
 - It is held primarily for the purpose of trading
 - It is due to be settled within twelve months after the reporting period, or
 - There is no unconditional right to defer the settlement of the liability for at least twelve months after the reporting period

All other liabilities are classified as non-current.

Deferred tax liabilities are classified as non-current liabilities.

The operating cycle is the time between the acquisition of the assets for processing and their realisation in cash and cash equivalents. The Company has identified twelve months as its operating cycle.

(d) Property, Plant and Equipment

Items of property, plant and equipment are stated at cost less accumulated depreciation and accumulated impairment loss, if any. For this purpose, cost includes deemed cost which represents the carrying value of property, plant and equipment recognised as at April 15, 2015 measured as per the previous Generally Accepted Accounting Principles (GAAP). The cost of assets comprises of purchase price and directly attributable cost of bringing the assets to working condition for its intended use including borrowing cost attributable to qualifying assets and incidental expenditure during construction incurred unto the date when the assets are ready to use. Capital work in progress includes cost of assets at sites, construction expenditure and interest on the funds deployed less any impairment loss, if any.

An item of property, plant and equipment is recognised as an asset if it is probable that future economic benefits associated with the item will flow to the Company and its cost can be measured reliably. This recognition principle is applied to costs incurred initially to acquire an item of property, plant and equipment and also to costs incurred subsequently to add to, replace part of, or service it. All other repair and maintenance costs, including regular servicing, are recognised in the statement of profit and loss as incurred. When a replacement occurs, the carrying value of the replaced part is derecognised. Where an item of property, plant and equipment comprises major components having different useful lives, these components are accounted for as separate items.

The gain or loss arising on disposal of an item of property, plant and equipment is determined as the difference between sale proceeds and carrying value of such item, and is recognised in the statement of profit and loss.

(e) Intangible assets (Other than goodwill)

Intangible assets (other than goodwill) are stated at cost of acquisition or construction less accumulated amortisation and impairment, if any. For this purpose, cost includes deemed cost which represents the carrying value of intangible assets recognised as at April 15, 2015 measured as per the previous Generally Accepted Accounting Principles (GAAP). Intangible assets subsequently purchased are measured at cost as at the date of acquisition, as applicable, less accumulated amortisation and accumulated impairment, if any. The estimated useful life of an identifiable intangible asset is based on a number of factors including the effects of obsolescence, demand, competition, and other economic factors (such as the stability of the industry, and known technological advances), and the level of maintenance expenditures required to obtain the expected future cash flows from the asset.

(f) Capital work-in-progress

Capital work-in-progress representing expenditure incurred in respect of assets under development and not ready for their intended use, are carried at cost. Cost includes related acquisition expenses, construction cost, related borrowing cost and other direct expenditure.

(g) Depreciation and amortisation of property, plant and equipment and intangible assets

Depreciation is calculated on Straight Line Method using the rates arrived at based on the estimated useful lives given in Schedule II of the Companies Act, 2013. Assets value up to ₹ 5,000 are fully depreciated in the year of acquisition. Intangible assets are amortized over their respective individual estimated useful lives on a straight-line basis, from the date that they are available for use. Depreciation on property, plant and equipment commences from the dates the assets are available for their intended use and are spread over their estimated useful economic lives.

The estimated useful lives of assets and residual values are reviewed at each reporting date and, when necessary, are revised. If significant parts of an item of property, plant and equipment have different useful lives, then they are accounted for as a separate item (major components) of property, plant and equipment.

Name of Assets	Useful Life
(a) Factory Buildings	30 Years
(b) Non Factory Buildings	60 Years
(c) Plant and Equipment's	15-30 Years
(d) Furniture and Fixtures	10 Years
(e) Office Equipment's	5 Years
(f) Computers	3 Years
(g) Vehicles	8-10 Years

Right to use of assets are depreciated on a straight line basis over the shorter of the lease term and the estimated useful lives of the underlying assets.

(h) Impairment of non-financial assets

The Company assesses, at each reporting date, whether there is an indication that an asset may be impaired. If any indication exists, or when annual impairment testing for an asset is required, the Company estimates the asset's recoverable amount. An asset's recoverable amount is the higher of an assets or cash-generating unit's (CGU) fair value less costs of disposal and its value in use. Recoverable amount is determined for an individual asset, unless the asset does not generate cash inflows that are largely independent of those from other assets or groups of assets. When the carrying amount of an asset or CGU exceeds its recoverable amount, the asset is considered impaired and is written down to its recoverable amount.

In assessing value in use, the estimated future cash flows are discounted to their present value using a pre-tax discount rate that reflects current market assessments of the time value of money and the risks specific to the asset. In determining fair value less costs of disposal, recent market transactions are taken into account. If no such transactions can be identified, an appropriate valuation model is used. These calculations are corroborated by valuation multiples, quoted share prices for publicly traded companies or other available fair value indicators.

Impairment losses of continuing operations, including impairment on inventories, are recognised in the statement of profit and loss.

For assets an assessment is made at each reporting date to determine whether there is an indication that previously recognised impairment losses no longer exist or have decreased. If such indication exists, the Company estimates the asset's or CGU's recoverable amount. A previously recognised impairment loss is reversed only if there has been a change in the assumptions used to determine the asset's recoverable amount since the last impairment loss was recognised. The reversal is limited so that the carrying amount of the asset does not exceed its recoverable amount, nor exceed the carrying amount that would have been determined, net of depreciation, had no impairment loss been recognised for the asset in prior years. Such reversal is recognised in the statement of profit or loss unless the asset is carried at a revalued amount, in which case, the reversal is treated as a revaluation increase.

(i) Borrowing and Borrowing Costs

Borrowings are initially recognised at fair value, net of transaction costs incurred. Borrowings are subsequently measured at amortised cost. Any difference between the proceeds (net of transaction costs) and the redemption

amount is recognised in statement of profit and loss over the period of the borrowings using the effective interest method. Borrowings are derecognised from the balance sheet when the obligation specified in the contract is discharged, cancelled or expired. The difference between the carrying amount of a borrowings that has been extinguished or transferred to another party and the consideration paid, including any non-cash assets transferred or liabilities assumed, is recognised in statement of profit and loss as other gains/(losses). Borrowings are classified as current liabilities unless the company has an unconditional right to defer settlement of the liability for at least 12 months after the reporting period.

Borrowing costs directly attributable to the acquisition, construction or production of qualifying assets are capitalised as part of the cost of such assets up to the assets are substantially ready for their intended use or sale.

All other borrowing costs are recognised in the statement of profit and loss in the period in which they are incurred.

(j) Foreign currency transactions

The standalone financial statements are presented in Indian Rupees, which is also its functional currency.

Transactions and balances

Transactions in foreign currencies are initially recorded by the Company at functional currency spot rates at the date the transaction first qualifies for recognition.

Monetary assets and liabilities denominated in foreign currencies are translated at the functional currency closing rate of exchange at the reporting date.

Non-monetary items that are measured in terms of historical cost in a foreign currency are translated using the exchange rates at the dates of the initial transactions. Non-monetary items measured at fair value in a foreign currency are translated using the exchange rates at the date when the fair value is determined. The gain or loss arising on translation of non-monetary items measured at fair value is treated in line with the recognition of the gain or loss on the change in fair value of the item (i.e., translation differences on items whose fair value gain or loss is recognised in statement of profit or loss are also recognised in OCI or statement of profit or loss, respectively).

(k) Employee Benefits

Short Term Employee Benefits

Short-term employee benefits are measured on an undiscounted basis and are expensed as the related service is provided. A liability is recognised for the amount expected to be paid if the Company has a present legal or constructive obligation to pay this amount as a result of past service provided by the employee and the obligation can be estimated reliably.

Post-Employment Benefits

(i) Defined Contribution Plan

Retirement benefit in the form of provident fund, pension scheme and employee state insurance are defined contribution schemes. The Company makes specified monthly contributions towards Government administered provident fund scheme. Obligations for contributions to defined contribution plans are recognised as an employee benefit expense in profit or loss in the periods during which the related services are rendered by employees.

(ii) Defined Benefit Plan

The employee Gratuity Fund Scheme managed by a insurer is a defined benefit plan. The present value of obligation under such defined benefit plan is determined based on actuarial valuation at year end under the projected unit credit method which recognizes each period of service as giving rise to additional unit of employees benefits entitlement and measures each unit separately to build up the final obligation. The obligation is measured at the present value of future cash flows. The discount rates used for determining the present value of the obligation under defined benefit plans, having maturity periods approximated to the returns of related obligations. In case of funded plans the fair value of the planned assets is reduced from the gross obligation under the defined benefit plans to recognize the obligation on net basis.

The effect of the remeasurement changes (comprising actuarial gains and losses) to the asset ceiling

(if applicable) and the return on plan assets (excluding interest)), is reflected in the balance sheet with a charge or credit recognised in other comprehensive income in the period in which they occur. Remeasurement recognised in other comprehensive income is reflected immediately in other equity and will not be reclassified to the statement of profit and loss. Past service cost is recognised in the statement of profit and loss in the period of a plan amendment. Net interest is calculated by applying the discount rate at the beginning of the period to the net defined benefit liability or asset. Defined benefit costs are categorised as follows:

- service cost (including current service cost, past service cost, as well as gains and losses on curtailments and settlements);
- net interest expense or income; and
- remeasurement

The Company presents the first two components of defined benefit costs in the statement of profit and loss in the line item employee benefits expense.

The retirement benefit obligation recognised in the balance sheet represents the actual deficit or surplus in the Company's defined benefit plans. Any surplus resulting from this calculation is limited to the present value of any economic benefits available in the form of refunds from the plans or reductions in future contributions to the plans.

(iii) Other long-term employee benefits

The Company has long term employment benefit plans i.e. accumulated leave. Accumulated leave is encashed to eligible employees at the end of each year and cost is accounted for at the time of encashment.

(l) Revenue Recognition

The Company recognizes revenue when it satisfies a performance obligation in accordance with the provisions of contract with the customer. This is achieved when:

- (a) effective control of goods along with significant risks and rewards of ownership has been transferred to customer and in case of services, the year in which such services are rendered.
- (b) the amount of revenue can be measured reliably;
- (c) it is probable that the economic benefits associated with the transaction will flow to the Company; and
- (d) the costs incurred or to be incurred in respect of the transaction can be measured reliably.

Revenue represents net value of goods sold to customers after deducting for certain incentives including, but not limited to discounts, volume rebates, etc.

The Company considers shipping and handling activities as costs to fulfil the promise to transfer the related products and the customer payments for shipping and handling costs are recorded as a component of revenue.

Revenue are net of Goods and Service Tax. No element of significant financing is present as the sales are made with a credit term, which is consistent with market practice.

The Company is engaged in the business of manufacturing & sales of Nonwoven Fabric Products of various dimensions and grades.

Export incentives are recognized when there is reasonable assurance that the Company will comply with the conditions and the incentives will be received.

(m) Other Income

Revenue (other than sale) is recognised to the extent that it is probable that the economic benefits will flow to the company and the revenue can be reliably measured.

Interest income from a financial asset is recognised when it is probable that the economic benefits will flow to the Company and the amount of income can be measured reliably. Interest income is accrued on a time proportionate basis, by reference to the principal outstanding and at the effective interest rate applicable, which is the rate that exactly discounts estimated future cash receipts through the expected life of the financial asset to that asset's net carrying amount on initial recognition.

Dividends are recognised at the time the right to receive payment is established.

Claim on insurance companies where quantum of accrual cannot be ascertained with reassurance certainty, are

accounted for on acceptance basis.

(n) Trade receivables

Trade receivables are amounts due from customers for goods sold or services performed in the ordinary course of business. If the receivable is expected to be collected within a period of 12 months or less from the reporting date (or in the normal operating cycle of the business, if longer), they are classified as current assets otherwise as non-current assets.

Trade receivables are measured at their transaction price unless it contains a significant financing component in accordance with Ind AS 115 for pricing adjustments embedded in the contract.

Expected credit Loss allowance is recognised on initial recognition.

(o) Contract liabilities

A contract liability is the obligation to transfer goods or services to a customer for which the Company has received consideration (or an amount of consideration is due) from the customer. If a customer pays consideration before the Company transfers goods or services to the customer, a contract liability is recognised when the payment is made or the payment is due (whichever is earlier). Contract liabilities are recognised as revenue when the company performs under the contract.

(p) Inventories

Inventories are measured at lower of cost and net realisable value after providing for obsolescence, if any. Cost of inventories comprises of cost of purchase, cost of conversion and other costs including manufacturing overheads incurred in bringing them to their respective present location and condition. Cost of raw materials is determined on FIFO basis and cost of stores, packing materials are determined on weighted average basis.

Further the cost for Work-in-Progress includes material cost, stage wise direct cost and other related manufacturing overheads.

Non usable wastes are valued at net realizable value.

Net realisable value is the estimated selling price in the ordinary course of business, less estimated costs of completion and the estimated costs necessary to make the sale. The net realisable value of work-in-progress is determined with reference to the selling prices of related finished products.

Materials and other items held for use in the production of inventories are not written down below costs, if finished goods in which they will be incorporated are expected to be sold at or above cost.

(q) Provisions, contingent liabilities and contingent assets

Provisions are recognised when there is a present obligation (legal or constructive) as a result of a past event and it is probable that an outflow of resources embodying economic benefits will be required to settle the obligation and a reliable estimate can be made of the amount of the obligation.

Provisions are measured at the estimated expenditure required to settle the present obligation, based on the most reliable evidence available at the reporting date, including the risks and uncertainties associated with the present obligation. Provisions are determined by discounting the expected future cash flows (representing the best estimate of the expenditure required to settle the present obligation at the balance sheet date) at a pre-tax rate that reflects current market assessments of the time value of money and the risks specific to the liability. The unwinding of the discount is recognised as finance cost.

Any reimbursement that the Company can be virtually certain to collect from a third party with respect to the obligation is recognised as a separate asset. However, this asset may not exceed the amount of the related provision.

All provisions are reviewed at each reporting date and adjusted to reflect the current best estimate.

In those cases where the outflow of economic resources as a result of present obligations is considered improbable or remote, no liability is recognised.

Contingent liability is a possible obligation arising from past events and the existence of which will be confirmed only by the occurrence or non-occurrence of one or more uncertain future events not wholly within the control of the Company or a present obligation that arises from past events but is not recognised because it is not possible that an outflow of resources embodying economic benefit will be required to settle the obligations or reliable estimate of the amount of the obligations cannot be made. The Company discloses the existence of

contingent liabilities in other notes to standalone financial statements.

Contingent assets usually arise from unplanned or other unexpected events that give rise to the possibility of an inflow of economic benefits. Contingent assets are not recognised. However, when inflow of economic benefits is probable, related asset is disclosed.

(r) Operating Segments

Operating segments are reported in a manner consistent with the internal reporting provided to the chief operating decision maker. The accounting policies adopted for segment reporting are in conformity with the accounting policies adopted by the Company. As per Ind As 108 Operating Segments are identified based on the nature of products, the different risks and returns, being the performance measure of the Company. The company is engaged in the business of manufacture and distribution of Packaging Films (till August 2, 2022) and Nonwoven Fabrics. Further disclosure of segments based on geography by location of customers i.e. in India and outside India has been made.

(s) Income tax

Current tax

Current tax assets and liabilities are measured at the amount expected to be recovered from or paid to the taxation authorities. The tax rates and tax laws used to compute the amount are those that are enacted or substantively enacted in India, at the reporting date.

Current tax relating to items recognised outside statement of profit or loss is recognised (other comprehensive income). Management periodically evaluates positions taken in the tax returns with respect to situations in which applicable tax regulations are subject to interpretation and establishes provisions where appropriate.

Current tax assets is offset against current tax liabilities if, and only if, a legally enforceable right exists to set off the recognised amounts and there is an intention either to settle on a net basis, or to realise the asset and settle the liability simultaneously.

Deferred tax

Deferred tax is provided using the liability method on temporary differences between the tax bases of assets and liabilities and their carrying amounts for financial reporting purposes at the reporting date.

Deferred tax assets are recognised for all deductible temporary differences, the carry forward of unused tax credits and any unused tax losses. Deferred tax assets are recognised to the extent that it is probable that taxable profit will be available against which the deductible temporary differences, and the carry forward of unused tax credits and unused tax losses can be utilised. Deferred tax liabilities are generally recognised for all the taxable temporary differences.

The carrying amount of deferred tax assets is reviewed at each reporting date and reduced to the extent that it is no longer probable that sufficient taxable profit will be available to allow all or part of the deferred tax asset to be utilised. Unrecognised deferred tax assets are re-assessed at each reporting date and are recognised to the extent that it has become probable that future taxable profits will allow the deferred tax asset to be recovered.

Deferred tax assets and liabilities are measured at the tax rates that are expected to apply in the year when the asset is realised or the liability is settled, based on tax rates (and tax laws) that have been enacted or substantively enacted at the reporting date.

Deferred tax relating to items recognised outside statement of profit or loss is recognised outside statement of profit or loss (either in other comprehensive income or in equity). Deferred tax items are recognised in correlation to the underlying transaction either in OCI or directly in equity.

Deferred tax assets and deferred tax liabilities are offset if a legally enforceable right exists to set off current tax assets against current tax liabilities and the deferred taxes relate to the same taxable entity and the same taxation authority.

(t) Leases

Company as a lessee

The Company assesses if a contract is or contains a lease at inception of the contract. A contract is, or contains,

a lease if the contract conveys the right to control the use of an identified asset for a period time in exchange for consideration.

The Company recognizes a right-of-use asset and a lease liability at the commencement date, except for short-term leases of twelve months or less and leases for which the underlying asset is of low value, which are expensed in the statement of operations on a straight-line basis over the lease term.

The lease liability is initially measured at the present value of the lease payments that are not paid at the commencement date, discounted using the interest rate implicit in the lease, or, if not readily determinable, the incremental borrowing rate specific to the company, term and currency of the contract. Lease payments can include fixed payments, variable payments that depend on an index or rate known at the commencement date, as well as any extension or purchase options, if the Company is reasonably certain to exercise these options. The lease liability is subsequently measured at amortized cost using the effective interest method and remeasured with a corresponding adjustment to the related right-of-use asset when there is a change in future lease payments in case of renegotiation, changes of an index or rate or in case of reassessments of options.

The right-of-use asset comprises, at inception, the initial lease liability, any initial direct costs and, when applicable, the obligations to refurbish the asset, less any incentives granted by the lessors. The right-of-use asset is subsequently depreciated, on a straight-line basis, over the lease term, if the lease transfers the ownership of the underlying asset to the Company at the end of the lease term or, if the cost of the right-of-use asset reflects that the lessee will exercise a purchase option, over the estimated useful life of the underlying asset. Other are also subject to testing for impairment if there is an indicator for impairment. Variable lease payments not included in the measurement of the lease liabilities are expensed to the statement of operations in the period in which the events or conditions which trigger those payments occur.

Company as a lessor

Leases in which the Company does not transfer substantially all the risks and rewards of ownership of an asset are classified as operating leases. Rental income from operating lease shall not be straight-lined, if escalation in rentals is in line with expected inflationary cost. Initial direct costs incurred in negotiating and arranging an operating lease are added to the carrying amount of the leased asset and recognised over the lease term on the same basis as rental income.

(u) Cash and Cash Equivalents

Cash and cash equivalents comprise cash at bank and in hand, short-term deposits and highly liquid investments with an original maturity of three months or less which are readily convertible in cash and subject to insignificant risk of change in value.

(v) Government Grants

The Company may receive government grants that require compliance with certain conditions related to the Company's operating activities or are provided to the company by way of financial assistance on the basis of certain qualifying criteria. Government grants are recognised at fair value when there is reasonable assurance that the grant will be received upon the company complying with the conditions attached to the grant. Accordingly, government grant :

- (i) related to incurring specific expenditures are taken to the Statement of Profit and Loss on the same basis and in the same periods as the expenditures incurred and disclosed in other income.
- (ii) related to Packaging Scheme of Incentives Government of Maharashtra are initially carried by setting up these grants as Deferred Government Grants and amortised/recognised in the statement of profit and loss on straight line method and disclosed in Other Income.
- (iii) related to acquisition of property, plant & equipment are initially carried by setting up these grants as Deferred Government Grants and amortised/recognised in the statement of profit and loss on straight line method and netted off from depreciation expenses.
- (iv) Government grants under Export Promotion Credit Guarantee Scheme (EPCG) related to duty saved on import of property, plant and equipment are initially carried by setting up this grant as "Deferred Government Grants" and credited to the statement of profit and loss on the basis of pattern of fulfilment of obligations associated with the grant received and shown under "Other Income".

(w) Earnings per share

Basic earnings per equity share is computed by dividing net profit or loss for the year attributable to the equity shareholders of the Company by the weighted average number of equity shares outstanding during the year. The weighted average number of equity shares outstanding during the year and for all periods presented is adjusted for events, such as bonus shares, other than the conversion of potential equity shares, that have changed the number of equity shares outstanding, without a corresponding change in resources.

Diluted earnings per share is computed by dividing net profit or loss for the year attributable to the equity shareholders of the Company and weighted average number of equity shares considered for deriving basic earnings per equity share and also the weighted average number of equity shares that could have been issued upon conversion of all dilutive potential equity shares. The dilutive potential equity shares are adjusted for the proceeds receivable had the equity shares been actually issued at fair value (i.e. the average market value of the outstanding equity shares).

(x) Fair value measurement

In determining the fair value of its financial instruments, the Company uses a variety of methods and assumptions that are based on market conditions and risks existing at each reporting date. The methods used to determine fair value include discounted cash flow analysis, available quoted market prices and dealer quotes. All methods of assessing fair value result in general approximation of value, and such value may never actually be realized. For financial assets and liabilities maturing within one year from the Balance Sheet date and which are not carried at fair value, the carrying amounts approximate fair value due to the short maturity of these instruments.

Fair value is the price that would be received to sell an asset or paid to transfer a liability in an orderly transaction between market participants at the measurement date, regardless of whether that price is directly observable or estimated using another valuation technique. In estimating the fair value of an asset or a liability, the Company takes into account the characteristics of the asset or liability, if market participants would take those characteristics into account when pricing the asset or liability at the measurement date.

In addition, for financial reporting purposes, fair value measurements are categorized into Level 1, 2 or 3 based on the degree to which the inputs to the fair value measurements are observable and the significance of the inputs to the fair value measurement in its entirety, which are described as follows:

Level 1 inputs are quoted prices /net asset value (unadjusted) in active markets for identical assets or liabilities that the company can access at the measurement date;

Level 2 inputs are inputs, other than quoted prices included within Level 1, that are observable for the asset or liability, either directly or indirectly; and

Level 3 inputs are unobservable inputs for the asset or liability.

A financial instrument is any contract that gives rise to a financial asset of one entity and a financial liability or equity instrument of another entity. Financial instruments also include derivative contracts such as foreign currency forward contracts and commodity futures contracts.

(y) Financial instruments**Initial recognition and measurement**

Financial assets and financial liabilities are recognized when the Company becomes a party to the contractual provisions of the financial instrument. Financial instrument (except trade receivables) are measured initially at fair value adjusted for transaction costs, except for those carried at fair value through profit or loss which are measured initially at fair value. Trade receivables are measured at their transaction price unless it contains a significant financing component in accordance with Ind AS 115 for pricing adjustments embedded in the contract. Subsequent measurement of financial assets and financial liabilities is described below:

Non-derivative financial assets**Subsequent measurement****i. Financial assets carried at amortised cost**

A financial asset is measured at the amortised cost, if both the following conditions are met:

- The asset is held within a business model whose objective is to hold assets for collecting contractual

cash flows, and

- Contractual terms of the asset give rise on specified dates to cash flows that are solely payments of principal and interest (SPPI) on the principal amount outstanding.

After initial measurement, such financial assets are subsequently measured at amortised cost using the effective interest rate (EIR) method.

ii. Financial assets at fair value through Profit & Loss (FVTPL)

Financial assets, which does not meet the criteria for categorization as at amortized cost or as FVOCI or the company has decided to classify, are classified as at FVTPL

Financial assets included within the FVTPL category are measured at fair value with all changes recognized in the Statement of Profit & Loss.

Impairment of financial assets

In accordance with Ind AS 109, the Company applies expected credit loss (ECL) model for measurement and recognition of impairment loss for financial assets. ECL is the weighted-average of difference between all contractual cash flows that are due to the Company in accordance with the contract and all the cash flows that the Company expects to receive, discounted at the original effective interest rate, with the respective risks of default occurring as the weights. When estimating the cash flows, the Company is required to consider:

- All contractual terms of the financial assets (including prepayment and extension) over the expected life of the assets.
- Cash flows from the sale of collateral held or other credit enhancements that are integral to the contractual terms.

Trade receivables: In respect of trade receivables, the Company applies the simplified approach of Ind AS 109, which requires measurement of loss allowance at an amount equal to lifetime expected credit losses. Lifetime expected credit losses are the expected credit losses that result from all possible default events over the expected life of a financial instrument.

Other financial assets: In respect of its other financial assets, the Company assesses if the credit risk on those financial assets has increased significantly since initial recognition. If the credit risk has not increased significantly since initial recognition, the Company measures the loss allowance at an amount equal to 12-month expected credit losses, else at an amount equal to the lifetime expected credit losses.

When making this assessment, the Company uses the change in the risk of a default occurring over the expected life of the financial asset. To make that assessment, the Company compares the risk of a default occurring on the financial asset as at the balance sheet date with the risk of a default occurring on the financial asset as at the date of initial recognition and considers reasonable and supportable information, that is available without undue cost or effort, that is indicative of significant increases in credit risk since initial recognition. The Company assumes that the credit risk on a financial asset has not increased significantly since initial recognition if the financial asset is determined to have low credit risk at the balance sheet date.

De-recognition of financial assets: A financial asset is primarily de-recognised when the contractual rights to receive cash flows from the asset have expired or the Company has transferred its rights to receive cash flows from the asset.

Derivative financial instruments: In the ordinary course of business, the Company uses derivative financial instruments to reduce business risks which arise from its exposure to foreign exchange. The instruments are confined principally to forward foreign exchange contracts and these contracts do not generally extend beyond six months.

Derivatives are initially accounted for and measured at fair value from the date the derivative contract is entered into and are subsequently re-measured to their fair value at the end of each reporting period.

Non-derivative financial liabilities

Subsequent measurement: Subsequent to initial recognition, all non-derivative financial liabilities are measured at amortised cost using the effective interest method.

De-recognition of financial liabilities: A financial liability is de-recognized when the obligation under the liability is discharged or cancelled or expires. When an existing financial liability is replaced by another from

the same lender on substantially different terms or the terms of an existing liability are substantially modified, such an exchange or modification is treated as the de-recognition of the original liability and the recognition of a new liability. The difference in the respective carrying amounts is recognised in the statement of profit or loss.

Offsetting of financial instruments: Financial assets and financial liabilities are offset, and the net amount is reported in the balance sheet if there is a currently enforceable legal right to offset the recognised amounts and there is an intention to settle on a net basis, to realise the assets and settle the liabilities simultaneously.

(z) Financial guarantee contracts

Financial guarantee contracts are recognised as a financial liability at the time the guarantee is issued. The liability is initially measured at fair value and subsequently at the higher of (i) the amount determined in accordance with the expected credit loss model as per IndAS 109 and (ii) the amount initially recognised less, where appropriate, cumulative amount of income recognised in accordance with the principles of Ind AS 115. The fair value of financial guarantees is determined based on the present value of the difference in cash flows between the contractual payments required under the debt instrument and the payments that would be required without the guarantee, or the estimated amount that would be payable to a third party for assuming the obligations.

(aa) Standards issued but not yet effective

Ministry of Corporate Affairs ("MCA") notifies new standard or amendments to the existing standards under the companies (Indian Accounting Standards) Rules as issued from time to time. During the year ended March 31, 2024, MCA has not notified any new standards or amendments to the existing standards applicable to the company.

Note No. 3 : Property, plant and equipment

(Rs. in Lakhs, unless stated otherwise)

Gross Block	Freehold Land	Factory Building	Other Building	Plant and Equipment	Furniture and Fixtures	Office Equipment	Computer	Vehicles	Total
Cost as at March 31, 2022	1,925.26	47,666.67	3,499.93	2,74,401.55	408.15	486.30	983.21	1,173.57	3,30,544.64
Addition during the year	-	8,103.15	-	43,613.58	7.28	9.79	59.33	0.97	51,794.10
Transferred on slump sale (Refer note 57)	144.63	34,031.05	2,665.92	1,94,244.07	139.92	97.46	588.99	997.70	2,32,909.74
Sold/discarded during the year	1.35	-	-	876.28	-	162.55	168.58	1.64	1,210.40
Cost as at March 31, 2023	1,779.28	21,738.77	834.01	1,22,894.78	275.51	236.08	284.97	175.20	1,48,218.60
Addition during the year	-	1,107.52	-	3,502.08	26.18	51.16	91.81	5.80	4,784.55
Sold/discarded during the year	-	-	-	-	-	-	-	-	-
Adjustment during the year	-	-	-	99.51	0.93	-	-	-	100.44
Cost as at March 31, 2024	1,779.28	22,846.29	834.01	1,26,297.35	300.76	287.24	376.78	181.00	1,52,902.71

Accumulated depreciation	Freehold Land	Factory Building	Other Building	Plant and Equipment	Furniture and Fixtures	Office Equipment	Computer	Vehicles	Total
Accumulated depreciation as at March 31, 2022	-	8,801.88	337.96	60,456.14	176.78	348.20	519.29	277.59	70,917.84
Depreciation for the year	-	884.75	30.56	7,731.79	21.28	16.49	62.16	60.48	8,807.52
Transferred on slump sale (Refer note 57)	-	5,684.92	18.82	28,697.49	5.09	18.77	221.43	191.04	34,837.56
Deductions	-	-	-	219.19	-	154.42	160.15	1.56	535.32
Accumulated depreciation as at March 31, 2023	-	4,001.71	349.70	39,271.25	192.97	191.50	199.87	145.47	44,352.48
Depreciation for the year	-	722.57	13.90	7,138.15	15.85	11.84	42.90	4.96	7,950.17
Deductions	-	-	-	-	-	-	-	-	-
Adjustment	-	-	-	0.29	0.58	-	-	-	0.87
Accumulated depreciation as at March 31, 2024	-	4,724.28	363.60	46,409.11	208.24	203.34	242.77	150.43	52,301.78

Net carrying value as at March 31, 2023	1,779.28	17,737.05	484.31	83,623.53	82.54	44.58	85.10	29.73	1,03,866.12
Net carrying value as at March 31, 2024	1,779.28	18,122.01	470.41	79,888.24	92.52	83.90	134.01	30.57	1,00,600.93

Notes :

- 3.1 For assets pledged and hypothecated against borrowings, refer note 18 and 22.
- 3.2 In the previous year, the company has enhanced capacity of nonwoven fabrics w.e.f. March 15, 2023.
- 3.3 Interest Expenses Rs Nil (Previous Year Rs 2,698.99 lakhs) directly attributable to the acquisition of fixed assets are capitalized and work in progress during the year as part of the cost of the assets up to the date of such asset is ready for its intended use. The rate used to determine borrowing cost capitalised is Nil (Previous year 6.81% per annum) which is a weighted average interest rate applicable to company's borrowings.
- 3.4 There was no revaluation of property, plant and equipment was carried out by the Company during the year and previous year.
- 3.5 The Company has given certain freehold land and machinery on operating lease; rental income from which amounting Rs. 1.68 lakhs (Previous year : Rs. 19.57 lakhs) has been shown in other income (refer note 29).
- 3.6 Lands are under process of reconciliation with title deeds. In case of property plant and equipment, to the extent reconciled, the title deeds of all immovable properties (other than properties where the Company is the lessee and the lease agreements are duly executed in favour of the lessee), are held in the name of the Company, except for the following.

As at March 31, 2024

Description of property	Period end	Gross carrying value (As per title deed of existing holders)	Title deed held in the name of	Whether title deed holder is a promoter, director or their relative or employee	Period held (i.e. dates of capitalisation provided in range)	Reason for not being held in the name of the Company provided in range)			
Freehold Lands	March 31, 2024	1.63	Stable Trading Company Limited	No	FY 1989-1990	Pending for registration			
		0.21							
		0.24							
		0.07							
		27.78							
		1.52							
		14.26							
		93.78							
		31.26			India Poly Films Limited		No	FY 1994-1995	Assets acquired at the time of merger of India Poly Film Ltd. with Jindal Polyester Ltd.
		6.46							
3.52	Hindustan Pipe	No	FY 1983-1984						
1.82	Udhog Limited	No	FY 1990-1991						
5.31	Jindal Polyester & Steel Limited		FY 1995-1996						
9.44	Jindal Polyester Limited	No	FY 1995-1996	Due to change in the name of the company.					
21.99									
55.00									

As at March 31, 2023

Description of property	Period end	Gross carrying value (As per title deed of existing holders)	Title deed held in the name of	Whether title deed holder is a promoter, director or their relative or employee	Period held (i.e. dates of capitalisation provided in range)	Reason for not being held in the name of the Company provided in range)			
Freehold Lands	March 31, 2023	1.63	Stable Trading Company Limited	No	FY 1989-1990	Pending for registration			
		0.21							
		0.24							
		0.07							
		27.78							
		1.52							
		14.26							
		93.78							
		31.26			India Poly Films Limited		No	FY 1994-1995	Assets acquired at the time of merger of India Poly Film Ltd. with Jindal Polyester Ltd.
		6.46							
3.52	Hindustan Pipe	No	FY 1983-1984						
1.82	Udhog Limited	No	FY 1990-1991						
5.31	Jindal Polyester & Steel Limited		FY 1995-1996						
9.44	Jindal Polyester Limited	No	FY 1995-1996	Due to change in the name of the company.					
21.99									
55.00									

3.7 There were no revaluation of property, plant and equipment was carried out by the Company during the year and previous year.

3.8 No proceeding has been initiated or pending against the company for holding any benami property under the Prohibition of Benami Transactions Act, 1988 and rules made thereunder.

3.9 Refer Note 37, 44.2 & 59(c).



Note No. 3A : Capital work-in-progress

(Rs. in Lakhs, unless stated otherwise)

Particulars	Amount
Cost as at March 31, 2022	7,748.55
Additions	49,635.51
Transferred on slump sale (Refer note 57)	3,610.41
Assets capitalised	51,716.73
Cost as at March 31, 2023	2,056.92
Additions	2,132.75
Assets capitalised	4,151.41
Cost as at March 31, 2024	38.26

Ageing for capital work in progress as at March 31, 2024 is as follows:

Particulars	Amount in Capital work-in-progress for a period of				Total
	Less than 1 year	1-2 years	2-3 years	More than 3 years	
Projects in progress					
Non woven capex project (General)	38.26	-	-	-	38.26
Grand total	38.26	-	-	-	38.26

Ageing for capital work in progress as at March 31, 2023 is as follows:

Particulars	Amount in Capital work-in-progress for a period of				Total
	Less than 1 year	1-2 years	2-3 years	More than 3 years	
Projects in progress					
Non woven capex project (General)	2,054.22	2.70	-	-	2,056.92
Grand total	2,054.22	2.70	-	-	2,056.92

Note: The Company has no system of capital budgeting hence cost over run and time over run cannot be determined.

Note No. 3B Right of Use Assets

(Rs. in Lakhs, unless stated otherwise)

Gross Block	Building	Total
Cost as at March 31, 2022	438.12	438.12
Additions during the year	206.25	206.25
Disposal during the year	125.55	125.55
Cost as at March 31, 2023	518.82	518.82
Additions during the year	-	-
Disposal during the year	-	-
Cost as at March 31, 2024	518.82	518.82
Accumulated Depreciation		
Accumulated Depreciation as at March 31, 2022	208.93	208.93
Depreciation for the year	103.18	103.18
Deductions	-	-
Accumulated Depreciation as at March 31, 2023	312.11	312.11
Depreciation for the year	90.58	90.58
Deductions	-	-
Accumulated Depreciation as at March 31, 2024	402.69	402.69
Net carrying value as at March 31, 2023	206.71	206.71
Net carrying value as at March 31, 2024	116.13	116.13

3B.1 Lease deeds of right-of-use assets are held in the name of the Company.

3B.2 Refer note 52.



Note No. 3C Intangible assets

Gross Block	Softwares	Total
Cost as at March 31, 2022	881.64	881.64
Additions during the year	-	-
Transferred on slump sale (Refer note 57)	771.77	771.77
Sold/discarded during the year	-	-
Cost as at March 31, 2023	109.87	109.87
Additions during the year	10.00	10.00
Sold/discarded during the year	-	-
Cost as at March 31, 2024	119.87	119.87
Accumulated Depreciation		
Accumulated Depreciation as at March 31, 2022	667.46	667.46
Depreciation for the year	57.22	57.22
Transferred on slump sale (Refer note 57)	623.44	623.44
Deductions	-	-
Accumulated Depreciation as at March 31, 2023	101.24	101.24
Depreciation for the year	1.73	1.73
Deductions	-	-
Accumulated Depreciation as at March 31, 2024	102.97	102.97
Net carrying value as at March 31, 2023	8.63	8.63
Net carrying value as at March 31, 2024	16.90	16.90

Notes :

3C.1 There are no restrictions as to the title of any of the items included in intangible assets.

3C.2 There were no revaluation carried out by the Company during the year and previous year.

Note No. 4 : Investments - Non current

(Rs. in Lakhs, unless stated otherwise)

S No.	Particulars	As at March 31, 2024			As at March 31, 2023		
		No of Shares/ units	Face Value (per share / unit)	Amount	No of Shares/ units	Face Value (per share / unit)	Amount
4.1	Investments in equity instruments :						
(a)	In subsidiaries (unquoted) (measured at cost)						
	Jindal Films India Limited	28,16,664	10.00	4,165.00	28,16,664	10.00	4,165.00
	JPFL Films Private Limited	99,980	10.00	10.00	99,980	10.00	10.00
	Jindal SMI Coated Products Limited (earlier known as Jindal Polypack Limited)	1,00,000	10.00	10.00	100,000	10.00	10.00
	Jindal Speciality Films Limited	50,000	10.00	5.00	50,000	10.00	5.00
	Universus Poly & Steel Limited	90,50,000	10.00	905.00	90,50,000	10.00	905.00
	Universus Commercial Properties Limited (w.e.f. July 20, 2022)	50,000	10.00	5.00	50,000	10.00	5.00
	Global Nonwovens Limited (w.e.f. March 23, 2023)	50,000	10.00	5.00	50,000	10.00	5.00
	Jindal Imaging Limited	1,00,000	10.00	10.00	100,000	10.00	10.00
	Less:- Provision for impairment	-	-	(10.00)	-	-	(10.00)
	JPF Netherlands Investment B.V. (Overseas)*	11	1000 Euro	43,194.59	-	-	-



JINDAL POLY FILMS LIMITED

(Rs. in Lakhs, unless stated otherwise)

S No.	Particulars	As at March 31, 2024			As at March 31, 2023		
		No of Shares/ units	Face Value (per share / unit)	Amount	No of Shares/ units	Face Value (per share / unit)	Amount
(b)	In associates (unquoted) (measured at cost)						
	Enerlite Solar Films India Private Limited	6,24,000	10.00	62.40	462,000	10.00	46.20
	Jindal Display Limited (earlier known as Jindal Semiconductor Limited)	45,000	10.00	4.50	45,000	10.00	4.50
	Less:- Provision for impairment	-	-	(4.50)	-	-	-
(c)	In other companies (quoted) (measured at fair value through profit & loss)\$						
	ITC Limited	-	-	-	1,13,99,881	1.00	43,718.54
	Hindustan Unilever Limited	-	-	-	492,025	1.00	12,597.56
	Coal India Limited	-	-	-	22,94,650	10.00	4,902.52
	Godrej Consumer Products Limited	-	-	-	2,51,035	1.00	2,430.40
	Hindustan Zinc Limited	-	-	-	2,11,727	2.00	621.10
	Tata Coffee Limited	-	-	-	5,75,425	1.00	1,184.51
	Dabur India Limited	-	-	-	1,96,000	10.00	1,068.00
	Marico Limited	-	-	-	1,34,700	1.00	646.29
	Shyam Metalics and Energy Limited	-	-	-	3,19,016	10.00	838.53
	Sula Vineyards Limited	-	-	-	4,02,784	2.00	1,476.81
	Jindal Steel & Power Limited	-	-	-	8,70,023	1.00	4,752.07
	NMDC Limited	-	-	-	8,95,000	1.00	998.37
	National Aluminium Company Limited	-	-	-	12,02,500	5.00	942.76
	Garware Hi-tech Films Limited	-	-	-	100	10.00	0.53
(d)	In other companies (unquoted) (measured at fair value through profit & loss)						
	Utkarsh Coreinvest Limited	150,960	10	552.23	-	-	-
				48,914.22			81,333.69

* During the year, the company has acquired 100% shareholding of JPF Netherlands Investment B.V., a Netherland-based entity engaged in the packaging film business w.e.f July 21, 2023 .

\$ The company has reclassified all the investment in quoted equity shares as current assets.

4.2	Investments in preference shares (Unquoted):						
	In associates (measured at fair value through profit & loss)						
(a)	1% Non-cumulative redeemable preference share (redemption premium minimum previous year inflation index plus 3% p.a. on cumulative basis)						
	Enerlite Solar Films India Private Limited	33,00,000	10.00	315.96	33,00,000	10.00	316.42
(b)	1% Non-cumulative redeemable preference share series I (redemption premium minimum previous year inflation index plus 3% p.a. on cumulative basis)						
	Enerlite Solar Films India Private Limited	51,00,000	10.00	447.80	51,00,000	10.00	449.87
	Enerlite Solar Films India Private Limited	48,00,000	10.00	421.81	48,00,000	10.00	423.75
				1,185.57			1,190.04



(Rs. in Lakhs, unless stated otherwise)

S No.	Particulars	As at March 31, 2024			As at March 31, 2023		
		No of Shares/ units	Face Value (per share / unit)	Amount	No of Shares/ units	Face Value (per share / unit)	Amount
4.3	Other investments						
(a)	Perpetual Bond (Quoted) (measured at amortised cost)						
	7.72% State Bank of India - SR I (with first Call option 03-Sep-2026)	20	1,00,00,000	2,026.88	20	1,00,00,000	1,958.95
	7.55 % State Bank of India - SR III (with first Call option 14-Dec-2026)	80	1,00,00,000	8,062.27	80	1,00,00,000	7,784.14
(b)	Zero Coupon Bonds (Unquoted) (measured at amortised cost)						
	HDB Financial Services Limited	250	10,00,000	2,915.42	250	10,00,000	2,670.28
	LIC Housing Finance Limited	250	10,00,000	2,905.21	250	10,00,000	2,636.12
	Mindspace Business Parks REIT- MLD series 2	-	-	-	50	10,00,000	561.20
(c)	Investments in Alternate Investment Funds (Unquoted) (measured at fair value through profit & loss)						
	3one4 Capital Fund IV	3,75,00,000	1	321.35	1,250	10,000	112.03
	Fireside Ventures Investment Fund III	750	1,00,000	703.74	375	1,00,000	308.52
	Riverwalk Holdings - Fund I\$	15,00,000	100	1,287.87	2,50,000	100	374.71
	Light House Fund IV	1,055	1,00,000	955.79	-	-	-
	Carpediem Capital Partners Fund II^	10,000	10,000	332.89	-	-	-
	CIF-II Scheme I	66,842	1,000	685.11	-	-	-
	Sauce Continuity Fund	20,500	1,000	208.46	-	-	-
				20,404.99			16,405.93

\$ Face value is Rs. 100 per unit and paid-up value is Rs. 68 per unit (Previous year paid up value Rs. 50 per unit).

^ Face value is Rs. 10,000 per unit and paid-up value is Rs. 2,800 per unit.

4.4	Aggregate amount of quoted investments and market value thereof			10,089.16			85,921.08
	Aggregate amount of unquoted investments			60,415.63			13,008.60
	Aggregate value of impairment in unquoted investments			14.50			10.00
	Aggregate provision for diminution in value of unquoted investments			-			-
				70,504.79			98,929.68
4.5	In earlier years, the Company has invested in 1% Non-cumulative Redeemable Preference Shares having carrying value as at March 31,2024 of Rs. 1,320 lakhs of Enerlite Solar Films India Private Limited, an associate of the company.The Comapany has considered investment in 1% Non-cumulative redeemable preference shares as quasi capital under Ind AS 109 being investment in group entity.						



JINDAL POLY FILMS LIMITED

(Rs. in Lakhs, unless stated otherwise)

Particulars	As at March 31, 2024	As at March 31, 2023
Note No. 5 : Loans - non-current		
Loan to a related party (Refer note 41)	35,000.00	30,000.00
	35,000.00	30,000.00
Sub classification :		
- Loans receivables - considered good - unsecured*	35,000.00	30,000.00

Particulars	Debts outstanding as at March 31, 2024	Maximum balance outstanding during the year	Debts outstanding as at March 31, 2023	Maximum balance outstanding during the year
-Subsidiaries				
JPFL Films Private Limited	35,000.00	35,000.00	30,000.00	30,000.00

*During the year, the Company paid Rs. 5,000 lakhs (Previous year Rs. 30,000 lakhs) to "JPFL Films Private Limited" for meeting its working capital requirements.

Note No. 6 : Other financial assets - non-current

Unsecured, considered good unless stated otherwise

Security deposits	87.33	104.09
Textile subsidy receivable	8,982.80	-
Deposits with original maturity of more than twelve months	125.00	-
	9,195.13	104.09

Note No. 7 : Other non-current assets

Unsecured, considered good unless stated otherwise

Capital advances	-	472.48
Surplus in gratuity defined benefit plan (Refer note 40.01)	404.08	416.88
	404.08	889.36

Note No. 8 : Inventories

Valued at lower of cost and net realisable value

Raw materials (Refer note 8.2)	4,632.15	3,561.55
Work in progress	717.64	178.90
Finished goods	4,786.55	4,577.61
Store, spares and tools	716.91	755.25
Packing materials	101.08	74.32
At net realisable value		
Waste	33.18	15.08
	10,987.51	9,162.71

8.1 Refer note 22 for hypothecation of inventories.

8.2 Raw Material includes Goods in transit (in lakhs) 930.74 346.11

8.3 Finished Goods in transit (in lakhs) 1,410.05 415.21

8.4 Write downs of inventories by Rs 52.63 Lakhs (Previous year: Rs 18.18 Lakhs) to net realisable value. These were recognised as expense during the year and included in 'Changes in inventories of finished goods, work-in-progress and stock-in-trade' in Statement of Profit and Loss.

**Note No. 9 : Investments - current
(measured at fair value through profit & loss)**
9.1 Investments in equity instruments (measured at fair value through profit & loss)⁵

In other companies (quoted)	As at March 31, 2024			As at March 31, 2023		
	No of Shares	Face Value (per share)	Amount	No of Shares	Face Value (per share)	Amount
ITC Limited	1,42,38,788	1	60,991.85	-	-	-
Hindustan Unilever Limited	4,92,025	1	11,141.17	-	-	-
Hindustan Zinc Limited	211,727	2	618.88	-	-	-
Dabur India Limited	98,000	10	512.69	-	-	-
Marico Limited	67,350	1	334.86	-	-	-
Sula Vineyards Limited	4,02,784	2	2,220.95	-	-	-
Jindal Steel & Power Limited	8,70,023	1	7,387.80	-	-	-
National Aluminium Company Limited	12,02,500	5	1,834.41	-	-	-
Garware Hi-tech Films Limited	100	10	1.75	-	-	-
Emami Limited	2,23,605	1	960.05	-	-	-
Adani Power Limited	2,08,000	10	1,110.30	-	-	-
Kaya Limited	7,223	10	22.39	-	-	-
Tata Consumer Products Limited	76,340	1	836.84	-	-	-
Archean Chemical Industries Limited	77,200	2	516.47	-	-	-
HEG Limited	1,17,509	10	2,166.92	-	-	-
Eldeco Housing & Industries Limited	466	2	3.74	-	-	-
Total (A)			90,661.07			-

⁵ The company has reclassified all the investment in quoted equity shares as current assets.

9.2 Investments in Mutual Fund Units (unquoted) (measured at fair value through profit & loss)

Particulars	As at March 31, 2024		As at March 31, 2023	
	No of Units	Rs. in lakhs	No of Units	Rs. in lakhs
Aditya Birla Sun Life Banking & PSU Debt Fund Growth-Direct Plan	40,76,208.85	13,976.68	49,01,208.85	15,614.80
Aditya Birla Sun Life Banking & PSU Debt Fund Growth-Direct Plan \$	8,25,000.00	2,828.79	-	-
Aditya Birla Sun Life Corporate Bond Fund Growth -Direct Plan	1,96,03,347.00	20,239.53	1,16,64,933.62	11,152.29
Aditya Birla Sun Life Corporate Bond Fund Growth -Direct Plan \$	23,39,500.00	2,415.42	46,79,000.00	4,473.37
Axis Banking & PSU Debt Fund - Direct Growth	8,49,769.49	20,851.97	849,769.49	19,447.59
Axis Corporate Debt Fund - Direct Growth	1,55,15,304.75	2,509.29	1,55,15,304.75	2,323.00
Axis Short Term Fund - Direct Plan - Growth	2,93,58,150.98	8,874.29	2,93,58,150.98	8,227.30



JINDAL POLY FILMS LIMITED

Particulars	As at March 31, 2024		As at March 31, 2023	
	No of Units	Rs. in lakhs	No of Units	Rs. in lakhs
Bandhan Corporate Bond Fund Growth -Direct Plan	12,76,85,967.60	22,754.92	12,76,85,967.60	21,198.68
Bharat Bond ETF - April 2030	12,12,414.00	16,423.02	12,12,414.00	15,155.07
DSP Banking & PSU Debt Fund Growth -Direct Plan	87,94,430.21	1,978.03	87,94,430.21	1,831.22
DSP Short Term Fund Growth -Direct Plan	49,09,948.61	2,236.12	49,09,948.61	2,076.13
HDFC Banking and PSU Debt Fund Growth -Direct Plan	3,12,16,704.63	6,737.19	3,12,16,704.63	6,250.30
HDFC Corporate Bond Fund Growth -Direct Plan	13,56,36,921.64	40,533.06	11,88,52,753.03	32,826.30
ICICI Prudential Banking & PSU Debt Fund Growth -Direct Plan	2,29,23,816.92	7,055.70	2,29,23,816.92	6,532.30
ICICI Prudential Corporate Bond Fund Growth -Direct Plan	8,94,80,001.99	25,184.68	8,94,80,001.99	23,289.68
ICICI Prudential Short Term Fund Growth -Direct Plan	1,87,89,045.82	11,072.80	1,87,89,045.82	10,215.28
Invesco India Corporate Bond Fund -Direct Plan Growth	1,82,602.46	5,586.33	1,82,602.46	5,187.64
Nippon India Banking & PSU Debt Fund -Direct Growth Plan	2,31,35,551.19	4,488.46	2,31,35,551.19	4,164.42
Nippon India Floating Rate Fund -Direct Growth Plan	1,31,35,666.73	5,611.36	1,31,35,666.73	5,190.62
SBI Banking and PSU Fund -Direct Growth Plan	2,50,604.92	7,480.72	2,50,604.92	6,954.29
SBI Corporate Bond Fund -Direct Plan Growth	17,53,62,665.54	25,161.04	17,53,62,665.54	23,369.00
SBI Short Term Debt Fund -Direct Plan Growth	2,62,28,323.12	8,046.77	2,62,28,323.12	7,476.41
Tata Money Market Fund Direct Plan Growth \$\$	51,388.40	2,244.40	51,388.40	2,080.23
UTI Corporate Bond Fund -Direct Plan Growth	4,45,67,847.70	6,719.18	4,45,67,847.70	6,239.81
UTI ST Income Fund-Direct Plan Growth	27,69,916.95	843.70	27,69,916.95	779.02
Total (B)		2,71,853.45		2,42,054.75

\$ includes mutual funds of Rs. 5,244.21 lakhs (Previous year : Rs. 4,473.37 lakhs) as margin money with HDFC Bank Limited to avail short term borrowings, however there was no outstanding short term borrowings as at March 31, 2024 and March 31, 2023.

\$\$ includes mutual funds of Rs. 2,244.40 lakhs (Previous year : Rs. 2,080.23 lakhs) are lien with Emkay Global Finance & Services Limited as margin money for purchase of shares, however, against which there was no outstanding dues as at March 31, 2024 and March 31, 2023.

9.3 Investments in other securities (measured at cost)

Particulars	As at March 31, 2024			As at March 31, 2023		
	No of Shares/ units	Face Value (per share/ unit)	Amount (Rs. in Lakhs)	No of Shares/ units	Face Value (Rs. per share / unit)	Amount (Rs. in Lakhs)
Investments in debentures or bonds (unquoted)						
7.20% Housing Development Finance Corporation Limited	-	-	-	200	1,000,000	2,000.40
9.08% LIC Housing Finance Limited	-	-	-	200	1,000,000	2,026.71
6.40% National Bank For Agriculture And Rural Development	-	-	-	200	1,000,000	1,999.58
6.55% NTPC Limited	-	-	-	200	1,000,000	2,000.01
5.04% Indian Railway Finance Corporation Limited	-	-	-	200	1,000,000	1,997.59
5.70% Bajaj Finance Limited	-	-	-	250	1,000,000	2,490.86
5.00% Bajaj Housing Finance Limited	-	-	-	250	1,000,000	2,481.28
5.40% Housing Development Finance Corporation Ltd	-	-	-	250	1,000,000	2,483.65
5.69% REC Limited	-	-	-	250	1,000,000	2,481.12
5.47% Power Finance Corporation Limited	-	-	-	250	1,000,000	2,482.45
Pass through certificates (quoted)						
Liquid Gold Series 3 Dec 2020 - Series A PTC 17 Dec 20	-	-	-	500	100,000	325.70
Liquid Gold Series 4 - Series A PTC 15 Feb 21	-	-	-	500	100,000	347.72
Mindspace Business Parks REIT-MLD Series 2	500	1,000,000	606.15	-	-	-
Total (C)			606.15			23,117.07
Total Investment (A+B+C)			3,63,120.67			2,65,171.82
Aggregate amount of quoted investments and market value thereof				91,267.22		673.42
Aggregate amount of unquoted investments				2,71,853.45		2,64,498.39
Aggregate value of impairment in investments				-		-



JINDAL POLY FILMS LIMITED

(Rs. in Lakhs, unless stated otherwise)

Sl. No.	Particulars	As at March 31, 2024	As at March 31, 2023
Note No. 10 : Trade receivables - Current			
	Trade receivable unsecured, considered good	15,206.34	13,988.19
	Trade receivable which have significant increase in credit risk	13.65	-
	credit impaired	229.17	229.17
		<u>15,449.16</u>	<u>14,217.36</u>
	Less: Allowance for expected credit loss	(246.17)	(229.17)
		<u>15,202.99</u>	<u>13,988.19</u>

10.1 Trade receivables are hypothecated to secure borrowings. Refer note 22

10.2 For receivables from related parties, refer note 41

10.3 Trade receivables are non-interest bearing and are generally on terms of 0 to 180 days. Interest is chargeable at market rate beyond due date.

10.4 No trade receivables are due from directors or other officers of the company either severally or jointly with any other person other than disclosed in note 41.

Ageing schedule for trade receivables

As at March 31, 2024

Sl. No.	Particulars	Not Due	Outstanding for following periods from due date of payment					Total
			Less than 6 months	6 months - 1 year	1-2 years	2-3 years	More than 3 years	
(i)	Undisputed Trade Receivables - considered good	13,580.09	1,626.26	-	-	-	-	15,206.34
(ii)	Undisputed Trade Receivables - which have significant increase in credit risk	-	-	-	0.03	13.61	-	13.65
(iii)	Undisputed Trade Receivables - credit impaired	-	-	-	-	-	41.29	41.29
(iv)	Disputed Trade Receivables - considered good	-	-	-	-	-	-	-
(v)	Disputed Trade Receivables - which have significant increase in credit risk	-	-	-	-	-	-	-
(vi)	Disputed Trade Receivables - credit impaired	-	-	-	-	-	187.88	187.88
(vii)	Allowance for expected credit loss	-	-	-	-	-	-	(246.17)
	Total	13,580.09	1,626.26	-	0.03	13.61	229.17	15,202.99



As at March 31, 2023

Sl. No.	Particulars	Not Due	Outstanding for following periods from due date of payment					Total
			Less than 6 months	6 months - 1 year	1-2 years	2-3 years	More than 3 years	
(i)	Undisputed Trade Receivables - considered good	11,451.77	2,508.84	11.28	16.30	-	-	13,988.19
(ii)	Undisputed Trade Receivables - which have significant increase in credit risk	-	-	-	-	-	-	-
(iii)	Undisputed Trade Receivables - credit impaired	-	-	-	-	-	41.29	41.29
(iv)	Disputed Trade Receivables - considered good (Refer note 44)	-	-	-	-	-	-	-
(v)	Disputed Trade Receivables - which have significant increase in credit risk	-	-	-	-	-	-	-
(vi)	Disputed Trade Receivables - credit impaired	-	-	-	-	-	187.88	187.88
(vii)	Allowance for expected credit loss	-	-	-	-	-	-	(229.17)
	Total	11,451.77	2,508.84	11.28	16.30	-	229.17	13,988.19

(Rs. in Lakhs, unless stated otherwise)

Sl. No.	Particulars	As at March 31, 2024	As at March 31, 2023
---------	-------------	----------------------	----------------------

Note No. 11 : Cash and cash equivalents

Cash on hand	0.09	0.09
Balance with banks in current accounts	231.94	669.26
	232.03	669.35

Note No. 12 : Bank balances - others

Fixed deposits with maturity of more than three months but less than twelve months	10.48	-
Earmarked balances :		
Unpaid dividend account	38.56	39.09
Unspent CSR account balances (Refer Note 58)	93.48	-
Fixed deposit (lien with authorities)	706.23	-
Fixed deposits with maturity of more than three months *	8,374.60	4,732.15
	9,223.35	4,771.24

* Fixed deposits are pledged with banks for securing short term borrowings. (Refer note 22A(i)).

Note No. 13 : Loans - Current

Loan to related parties (Refer note 41 and 45)	20,992.91	53,002.00
	20,992.91	53,002.00

Sub-classification

- Loans receivables - considered good - unsecured	20,992.91	53,002.00
---	-----------	-----------



JINDAL POLY FILMS LIMITED

Particulars	Purpose	Debts outstanding as at March 31, 2024	Maximum balance outstanding during the year	Debts outstanding as at March 31, 2023	Maximum balance outstanding during the year
-Subsidiaries					
Jindal SMI Coated Products Limited [earlier known as Jindal Polypack Limited]	For the purpose of acquisition of a company	9,985.00	9,985.00	9,985.00	9,985.00
Universes Poly & steel Limited	Business purpose	7,940.00	8,000.00	8,000.00	8,000.00
Jindal Imaging Limited	Business purpose	3.00	3.00	3.00	3.00
-Associates					
Enerlite Solar Films India Private Limited	Business purpose	3,064.91	3,064.91	2,514.00	2,514.00
-Others					
Jindal India Thermal Power Limited	Business purpose	-	-	32,500.00	32,500.00

(Rs. in Lakhs, unless stated otherwise)

Sl. No.	Particulars	As at March 31, 2024	As at March 31, 2023
---------	-------------	----------------------	----------------------

Note No. 14 : Other financial assets - Current

(Unsecured, considered good unless stated otherwise)

Balance consideration receivable from a subsidiary company on slump sale (Refer note 57)	50,477.93	51,319.66
Government grant receivable under package scheme of incentives	1,351.78	1,389.91
Interest subsidy receivable	1,815.74	3,227.87
Textile subsidy receivable	19,623.85	-
Electricity subsidy receivable	512.89	-
Export incentive receivable	18.23	-
Dividend receivable	-	49.54
Interest accrued on deposits and loans		
From related parties (Refer note 41)	2,213.94	1,895.99
From others	769.44	1,301.77
Claims and other receivables :		
From a related party (Refer note 41)	214.23	2,096.66
From others	0.42	4,046.73
	76,998.45	65,328.13

Note No. 15 : Current tax assets (net)

Advance income tax (Net of provision for tax)	5,589.05	4,581.68
	5,589.05	4,581.68



(Rs. in Lakhs, unless stated otherwise)

Sl. No.	Particulars	As at March 31, 2024	As at March 31, 2023
Note No. 16 : Other current assets			
(Unsecured, considered good unless stated otherwise)			
	GST input credits	171.81	108.33
	Prepaid expenses	33.07	261.83
	Advances against supplies	472.91	525.81
	Others*	9.20	9.17
		686.99	905.14

* Includes imprest to employees

Note No. 17 : Equity share capital
Authorised

23,20,00,000 (Previous year : 23,20,00,000) Equity Shares of Rs.10 each (Previous year : Rs. 10 each)	23,200.00	23,200.00
3,00,00,000 (Previous year : 3,00,00,000) Cumulative Redeemable Preference Shares Capital of Rs.10 Each (Previous year : Rs.10 each)	3,000.00	3,000.00
	26,200.00	26,200.00

Subscribed, Issued and Paid up

4,37,86,413 (Previous year : 4,37,86,413) Equity Shares of Rs. 10 Each (Previous year : Rs. 10 each)	4,378.64	4,378.64
	4,378.64	4,378.64

(a) Reconciliation of the number of shares at the beginning and at the end of the year

Equity Shares	As at March 31, 2024		As at March 31, 2023	
	Number of Shares	Amount (Rs. in Lakhs)	Number of Shares	Amount (Rs. in Lakhs)
Balance as at the beginning of the year	4,37,86,413	4,378.64	4,37,86,413	4,378.64
Add : Issued during the year	-	-	-	-
Balance as at the end of the year	4,37,86,413	4,378.64	4,37,86,413	4,378.64

(b) Share held by Holding Company

(based on confirmation received from the registrar)

Name of the Shareholders	As at March 31, 2024		As at March 31, 2023	
	Number of Shares	% Holding	Number of Shares	% Holding
Concatenate Advest Advisory Private Limited#	-	-	2,74,98,059	62.80%
Concatenate Flexi Films Advest Private Limited*	2,74,98,059	62.80%	-	-

(c) Shareholders holding more than 5 percent Equity shares of the Company

(based on confirmation received from the registrar)

Name of the Shareholders	As at March 31, 2024		As at March 31, 2023	
	Number of Shares	% Holding	Number of Shares	% Holding
Concatenate Advest Advisory Private Limited#	-	-	2,74,98,059	62.80%
Concatenate Flexi Films Advest Private Limited*	2,74,98,059	62.80%	-	-
Bhavesh Trust	35,77,958	8.17%	35,77,958	8.17%
Mrs. Seetha Kumari	-	-	22,06,187	5.04%



(d) Terms/ rights attached to Equity shares

Each holder of equity shares is entitled to one vote per share. In the event of liquidation of the company, the holders of equity shares will be entitled to receive remaining assets of the company, after distribution of all preferential amounts. The distribution will be in proportion to the number of equity shares held by the shareholders. There is no restriction on distribution of dividend, however same is subject to the approval of the shareholders in the Annual General Meeting of the Company.

(e) Shares held by promoters at the end of the year (as certified by the management)

The details of shares held by promoters as at March 31, 2024 are as mentioned below -

(Rs. in Lakhs, unless stated otherwise)

Shares held by promoters at the end of the year			% Change during the year
Sl. No.	Promoter Name	No. of shares	% of total shares
1	Concatenate Advest Advisory Private Limited#	-	-
2	Concatenate Flexi Films Advest Private Limited*	2,74,98,059	62.80%
3	Bhavesh Trust	35,77,958	8.17%
4	Consolidated Finvest and Holdings Limited	15,64,072	3.57%
5	Mr. Bhavesh Jindal	1,000	0.00%
Total		3,26,41,089	74.55%

The details of shares held by promoters as at March 31, 2023 are as mentioned below -

Shares held by promoters at the end of the year			% Change during the year
Sl. No.	Promoter Name	No. of shares	% of total shares
1	Concatenate Advest Advisory Private Limited#	2,74,98,059	62.80%
2	Bhavesh Trust	35,77,958	8.17%
3	Consolidated Finvest and Holdings Limited	15,64,072	3.57%
4	Mr. Bhavesh Jindal	1,000	0.00%
5	SSJ Trust	-	-
Total		3,26,41,089	74.55%

Through a Scheme of Amalgamation sanctioned by Hon'ble NCLT, Kolkata vide its order dated March 22, 2022, the following Promoter Companies viz. Consolidated Photo & Finvest Limited, Jindal Photo Investments Limited, Soyuz Trading Co Limited and Rishi Trading Co Limited (Transferor Companies) have been amalgamated with and into Concatenate Advest Advisory Private Limited with effect from appointed date April 01, 2021 which became effective from April 07, 2022 on filling of NCLT order with ROC. Post effect of above scheme, Concatenate Advest Advisory Private Limited became a holding company, having 62.80% equity shares in Jindal Poly Films Limited.

* Pursuant to Scheme of Arrangement between Concatenate Advest Advisory Private Limited (Demerged Company) and Concatenate Flexi Films Advest Private Limited (Resulting Company No.-1), Concatenate Imaging Advest Private Limited (Resulting Company No.-2), Concatenate Metals Advest Private Limited (Resulting Company No.-3) and Concatenate Power Advest Private Limited (Resulting Company No.-4) as sanctioned by order of Hon'ble National Company Law Tribunal, Kolkata dated September 22, 2023, equity shares of the company held by Concatenate Advest Advisory Private Limited (demerged company) stands transferred to Concatenate Flexi Films Advest Private Limited (Resulting Company No.-1). Accordingly, the Concatenate Flexi Films Advest Private Limited (Resulting Company No.-1) has become holding company and also become part of the promoter's group of the Company.



- (f) In preceding five (5) years, there was no issue of bonus, buyback, cancellation and issue of shares for consideration other than cash.

(Rs. in Lakhs, unless stated otherwise)

Sl. No.	Particulars	Note	As at March 31, 2024	As at March 31, 2023
Note No. 18 : Borrowings - Non current (at amortised cost)				
18A	Non current portion			
	Secured Borrowings From Banks			
	Foreign Currency Loans	18 C(i) & 18C(ii)	42,024.39	33,910.80
	Rupee Loans	18 C(i)	-	16,528.52
	Total Non Current Portion		42,024.39	50,439.32
18B	Current Portion			
	Secured Borrowings From Banks			
	Foreign Currency Loans	18C(i) & 18C(ii)	8,530.78	3,529.46
	Rupee Loans	18C(i)	-	3,834.48
	Total Current Portion		8,530.78	7,363.94
	Total Borrowings		50,555.17	57,803.25
	Less: Unamortised cost of borrowings		462.81	615.50
			50,092.36	57,187.75
	Less: Current maturities of non current borrowings (disclosed in note 22)		8,530.78	7,363.94
			41,561.58	49,823.81

18C Securities

- (i) Secured by first pari passu charge over immovable properties including land and buildings and movable fixed assets (both present and future) of Nonwovens fabrics division of the Company, situated at village Mundegaon at village Mukane, Igatpuri, District Nasik in the state of Maharashtra.
- (ii) Foreign currency term loans aggregating Rs 13,645.16 lakhs (Previous year Rs 15,637.93 lakhs) are guaranteed by Euler Hermes Aktiengesellschaft, Germany in addition to security given above.

18D Terms of repayments of non-current portion of borrowings :

- (a) Loan of Rs. 11,545.90 lakhs (Previous year Rs. 13,552.87 lakhs)- Repayable in 11 fixed half yearly equal instalments (Previous year 13 fixed half yearly equal instalments).
- (b) Loan of Rs. 7,774.24 lakhs (Previous year Rs. 9,538.52 lakhs)- converted into foreign currency loan in previous year and repayable in 17 quarterly equal instalments (Previous year 21 quarterly equal instalments).
- (c) Loan of Rs. 9,846.99 lakhs (Previous year Rs. 10,819.41 lakhs)- converted into foreign currency loan in previous year and repayable in 29 quarterly instalment (Previous year 1 quarterly instalment of Rs. 27.25 lakhs, and balance repayable in 32 quarterly equal instalments).
- (d) Loan of Rs. Nil (Previous year : Rs. 312.00 Lakhs) was fully repaid during the year (Previous year 3 quarterly instalments).
- (e) Loan of Rs. 9,572.81 lakhs (Previous year Rs. 7,883.18 lakhs) was converted into foreign currency loan during the year and repayable in 14 fixed quarterly equal instalments (Previous year 18 fixed quarterly equal instalments).
- (f) Loan of Rs. 3,284.44 lakhs (Previous year Rs. 8,333.33 lakhs) was converted into foreign currency loan during the year and repayable in 16 fixed quarterly equal instalments (Previous year 20 fixed quarterly equal instalments).

18E Rupee term loans from banks bear a floating rate of interest linked with marginal cost of funds based lending rate of banks or repo rate plus applicable spread NIL (Previous year- Spread ranging from 0.25% to 2.82%).

Foreign Currency Loans - Fixed rate loan with interest rate ranging from 0.84% to 5.5% (Previous year fixed rate 0.84%) and floating rate loan with interest linked to EURIBOR plus spread of 1.84% (Previous year- spread of 1.80%)



JINDAL POLY FILMS LIMITED

(Rs. in Lakhs, unless stated otherwise)

Sl. No.	Particulars	As at March 31, 2024	As at March 31, 2023
Note No. 19 : Lease liabilities - non current			
	Lease liabilities	120.98	211.01
	Less : Current maturity of lease (refer note 23 & 52.1)	75.91	90.04
		45.07	120.97
Note No. 20 : Deferred tax liabilities (net)			
Deferred tax liabilities on :			
	- Property, plant & equipment and intangible assets	14,930.49	6,873.02
	- Financial assets measured at fair value through profit & loss	10,638.67	4,784.50
	- Right of use of assets	29.23	52.02
	- Others	-	81.59
	Total deferred tax liabilities	25,598.39	11,791.13
Deferred tax assets on :			
	- Government Grants - deferred Income	10,112.91	1,621.93
	- Expected credit loss	61.96	47.29
	- Lease liabilities	30.45	53.11
	Total deferred tax assets	10,205.31	1,722.32
	Total deferred tax liabilities (Net)	15,393.07	10,068.81

Movement in deferred tax liabilities (net)	As at March 31, 2023	Charge / (credit) in the Statement of profit and loss At current tax rate	Charge / (credit) in other comprehensive income	As at March 31, 2024
Deferred tax liabilities / (assets)				
Property, plant and equipment and intangible assets	6,873.02	8,057.45	-	14,930.49
Financial assets measured at fair value through profit & loss	4,784.50	5,854.17	-	10,638.67
Right of use of assets	52.02	(22.80)	-	29.23
Lease liabilities	(53.11)	22.66	-	(30.45)
Government Grants - deferred income	(1,621.93)	(8,490.98)	-	(10,112.91)
Expected credit loss	(47.29)	(14.67)	-	(61.96)
Others	81.59	(86.74)	5.15	-
	10,068.81	5,319.10	5.15	15,393.07

Movement in deferred tax liabilities (net)	As at March 31, 2022	Charge / (credit) in the Statement of profit and loss At current tax rate	Charge / (credit) in other comprehensive income	As at March 31, 2023
Deferred tax liabilities / (assets)				
Property, plant and equipment and intangible assets	30,026.33	(23,153.31)	-	6,873.02
Financial assets measured at fair value through profit & loss	2,590.25	2,194.25	-	4,784.50
Right of use of assets	57.68	(5.66)	-	52.02
Financial liabilities measured at amortised cost	(1,033.76)	1,033.76	-	-
Lease liabilities	(62.38)	9.28	-	(53.11)
Government Grants - deferred income	(7,927.52)	6,305.61	-	(1,621.93)
Expected credit loss	-	(47.29)	-	(47.29)
Others	5,644.65	(5,644.65)	81.59	81.59
	29,295.25	(19,308.01)	81.59	10,068.81

Refer note 50



(Rs. in Lakhs, unless stated otherwise)

Sl. No.	Particulars	Notes	As at March 31, 2024	As at March 31, 2023
Note No. 21 : Other non-current liabilities				
	Deferred government grants			
	Opening balance		7,927.09	67,072.58
	Add : Grants/Subsidy addition including EPCG during the year (Refer note 44.2 & 44.4)		36,655.50	10,055.32
	Less : Amortisation of deferred grants recognised other income (Refer note 29)		602.66	2,942.25
	Less : Amortisation of deferred grants - deducted from depreciation expenses (Refer note 35)		2,042.45	314.08
	Less: Repayment of capital subsidy		-	178.30
	Less :- Deferred government grant transferred on sale of packaging (plastic) business on slump sale including relating to EPCG during the year		-	65,766.18
	Closing balance of deferred government grants		41,937.48	7,927.09
	Less : Current portion, disclosed in note 26		3,299.95	679.39
	Total		38,637.53	7,247.70

Note No. 22 : Borrowings - current

Secured borrowings

Working capital loans	22 A (i)	2,000.00	7,000.00
Buyers' credit		9,061.42	7,740.46
Loans repayable on demand	22 A (ii)	6,834.75	3,662.48
Current maturity of long term loans	22 A (iii)	8,530.78	7,363.94
Total current borrowings		26,426.95	25,766.88

22 A Securities

- (i) Secured by way of hypothecation of all current assets (both current and future) of Non wovens fabrics division of the Company. These are further secured by way of second pari-pasu charge on all fixed assets of the said division and also secured by pledge of fixed deposits of Rs. 8,374.60 lakhs (Previous year Rs. 4,732.15 lakhs). Refer note 6 and 12.
- (ii) Loans on repayable on demand is secured by lien on fixed deposit and interest accrued thereon and carries interest based on MCLR.
- (iii) Refer Note 18C and 53.

Note No. 23 : Lease liabilities - current

Lease liabilities (refer note 52.1)	75.91	90.04
	75.91	90.04

Note No. 24 : Trade payables

Dues of micro enterprises and small enterprises (refer note 24.3)	466.72	389.37
Dues of creditors other than micro enterprises and small enterprises	6,217.27	2,077.34
	6,683.99	2,466.71

24.1 Trade payables are subject to balance confirmation from the suppliers.

24.2 For payables towards related parties, refer note 41

24.3 Disclosure under Micro, Small and Medium Enterprises Development Act, 2006

Based on the information available and to the extent identified by the management, certain vendors have confirmed their status under the Micro, Small and Medium Enterprises Development Act, 2006. Accordingly, disclosures relating to dues of Micro and Small enterprises under section 22 of 'The Micro, Small and Medium Enterprises Development Act, 2006, are given below:

(Rs. in Lakhs, unless stated otherwise)

Sl. No.	Particulars	As at March 31, 2024	As at March 31, 2023
	Principal and interest amount remaining unpaid	466.72	389.37
	- Interest paid by the Company in terms of Section 16 of the Micro, Small and Medium Enterprises Development Act, 2006, along with the amount of the payment made to the supplier beyond the appointed day	-	-
	- Interest due to payable for the period of delay in making payment (which have been paid but beyond the appointed day during the period) but without adding interest specified under the Micro, Small and Medium Enterprises Act, 2006.	-	-
	- Interest accrued and remaining unpaid	-	-
	- Interest remaining due to payable even in the succeeding years, until such date when the interest dues as above are actually paid to the small enterprises.	-	-
	- Interest remaining due to payable even in the succeeding years, until such date when the interest dues as above are actually paid to the small enterprises.	-	-

24.4 Ageing for trade payables as at March 31 2024 is as follows -

Sl. No.	Particulars	Unbilled dues	Not due	Outstanding for following periods from due date of payment				Total
				Less than 1 year	1-2 years	2-3 years	More than 3 years	
(i)	MSME	-	466.72	-	-	-	-	466.72
(ii)	Others	364.62	5,464.06	386.49	2.10	-	-	6,217.27
(iii)	Disputed dues - MSME	-	-	-	-	-	-	-
(iv)	Disputed dues - Others	-	-	-	-	-	-	-
	Total	364.62	5,930.78	386.49	2.10	-	-	6,683.99

Ageing for trade payables as at March 31 2023 is as follows -

Sl. No.	Particulars	Unbilled dues	Not due	Outstanding for following periods from due date of payment				Total
				Less than 1 year	1-2 years	2-3 years	More than 3 years	
(i)	MSME	-	389.37	-	-	-	-	389.37
(ii)	Others	431.47	1,123.89	513.51	0.30	7.66	0.52	2,077.34
(iii)	Disputed dues - MSME	-	-	-	-	-	-	-
(iv)	Disputed dues - Others	-	-	-	-	-	-	-
	Total	431.47	1,513.26	513.51	0.30	7.66	0.52	2,466.71



(Rs. in Lakhs, unless stated otherwise)

Sl. No.	Particulars	As at March 31, 2024	As at March 31, 2023
Note No. 25 : Other financial liabilities - current			
	Interest accrued	132.11	191.08
	Unpaid dividends	38.56	39.09
	Employees payables	411.85	332.54
	Security deposits	-	7.28
	Liability towards unspent CSR expenses *	372.48	211.32
	Others - payable to a related party	1,493.93	-
	Capital creditors	1,279.68	2,233.74
		3,728.61	3,015.05

* Against which unspent fund has been transferred to "Unspent CSR Account" as per Section 135(6) of Companies Act, 2013.

Note No. 26 : Other current liabilities

	Current portion of deferred government grant (Refer note 21)	3,299.95	679.39
	Contract liabilities - Amount received from and credit balance of customers (Refer note 26.1)	3,234.79	3,569.40
	Statutory dues	1,034.35	1,451.07
		7,569.09	5,699.86

26.1 The Company has received advances in foreign currency from various overseas customers aggregating to Rs. 2,841.20 lakhs (previous year Rs. 2,991.72 lakhs) in earlier years, out of which:

- (a) Rs. 607.67 Lakhs (previous year Rs.758.19 lakhs) were settled in earlier years, but the requisite approval for write-back under FEMA has not been received; accordingly, the same has not been written back till March 31, 2024.
- (b) Rs. 828.99 lakhs (previous year Rs. 828.99 lakhs), relating to advances from overseas customers who have filed legal suits, remain sub-judice; thus, the Company continued to carried advance, pending settlement of the legal cases.
- (c) Rs. 1,404.51 lakhs (previous year Rs. 1,404.51 lakhs) remain unadjusted as of March 31, 2024, for more than nine months from the date of the advance receipt, which exceeds the permitted time period under the RBI Master Direction on Export of Goods, as amended by the Reserve Bank of India. The Management has initiated the process of seeking the required approvals for settlement of payables or extensions under FEMA. The Management does not anticipate any penalties that may materially affect these standalone financial statements.

Note No. 27 : Provisions

	Other provisions	113.49	-
		113.49	-
Movement of provisions for others during the year as required by Ind As 37 (Provision, contingent liabilities and contingent assets)			
	Opening Balance	-	-
	Addition during the year	113.49	-
	Paid/Adjustment during the year	-	-
	Closing Balance	113.49	-

(Rs. in Lakhs, unless stated otherwise)

Sl. No.	Particulars	As at March 31, 2024	As at March 31, 2023
Note No. 28 : Revenue from operations			
	Sales of products	54,169.17	246,528.38
	Other operating revenue		
	Export and other benefits	1.02	96.60
	Waste sales	146.84	1,507.19
		54,317.03	248,132.17

28.1 Disaggregated revenue information:

All sales are made at a point in time and revenue recognized upon satisfaction of the performance obligations which is typically upon dispatch / delivery. The Company has a credit evaluation policy based on which the credit limits for the trade receivables are established, the Company does not give significant credit period resulting in no significant financing component. The Company presented disaggregated revenue based on the type of goods sold directly to customers or through dealers. The company, however, has a policy for replacement of damaged goods. However, the company has no significant replacement track-record.

Packaging films	-	195,663.17
Nonwoven fabrics	54,317.03	52,469.00
	54,317.03	248,132.17

28.2 Reconciliation of revenue recognised in Statement of profit and loss with contract price

Revenue as per Contract price	55,012.26	265,689.03
Less: Discounts, incentives etc.	695.23	17,556.86
Sales of Products	54,317.03	248,132.17

28.3 Movement in advances / credit balances of customers outstanding as at the beginning of the year :

Opening balance	3,569.40	18,440.91
Less : Transfer under slump sale	-	11,207.54
Less : Revenue recognized during the year from opening balance	389.11	3,760.69
Add : Advance received during the year not recognized as revenue	54.50	96.72
Amounts included in contract liabilities at the end of the year	3,234.79	3,569.40

28.4 Receivables, assets and liabilities related to contracts with customers

Trade receivables	15,206.34	13,988.19
Advances from customers (Contract liabilities)	3,234.79	3,569.40

28.5 For revenue from related parties, refer note 41.



(Rs. in Lakhs, unless stated otherwise)

Sl. No.	Particulars	As at March 31, 2024	As at March 31, 2023
Note No. 29 : Other income			
	Interest income	12,113.21	11,949.36
	Interest on Financial assets carried at amortised cost using EIR Method	722.91	-
	Dividend income	2,399.60	4,092.34
	Net Gain on fair valuation of investments measured at FVTPL	26,369.37	22,683.40
	Net Gain on sale of investments measured at FVTPL	3,826.43	5,714.48
	Net Gain on fair valuation of derivatives	5.65	-
	Premium received on redemption of preference shares	-	1,535.24
	Net gain on disposal/ discard of property, plant and equipment	-	428.55
	Net Gain on foreign currency transactions and translations (other than considered in finance cost)	390.14	1,725.34
	Amortisation of deferred government grant (Refer note 21, 44.1 and 44.2)	602.66	2,942.25
	Software services	589.42	471.91
	Textile subsidy (Refer note 44.3)	1,565.90	950.10
	Finance corporate guarantee obligation income	320.75	207.47
	Provision no longer required written back	16.98	659.94
	Lease and other rental income	1.68	19.57
	Claims received	-	1,636.33
	Business support income	533.33	375.00
	Other non-operating income	184.23	914.66
		49,642.26	56,305.93
Note No. 30 : Cost of materials consumed			
	Cost of materials consumed	36,194.68	122,659.55
		36,194.68	122,659.55
Note No. 31 : Purchase of stock-in-trade			
	Traded goods	-	7,304.90
		-	7,304.90
Note No. 32 : Changes in inventories of finished goods, work-in-progress and stock-in-trade			
Opening stock			
	Finished goods	4,577.61	36,324.40
	Stock in trade	-	181.87
	Work in progress	178.90	2,386.44
	Waste	15.08	131.04
		4,771.59	39,023.75
Closing stock			
	Finished goods	4,786.55	4,577.61
	Stock in trade	-	-
	Work in progress	717.64	178.90
	Waste	33.18	15.08
		5,537.37	4,771.59
	Increase / (Decrease) in inventories	(765.78)	34,252.16



JINDAL POLY FILMS LIMITED

(Rs. in Lakhs, unless stated otherwise)

Sl. No.	Particulars	As at March 31, 2024	As at March 31, 2023
Note No. 33 : Employee benefits expense			
	Salaries, wages, bonus & other benefits	2,454.23	5,985.50
	Gratuity	7.01	78.28
	Contribution to provident and other funds	95.67	192.52
	Staff & workmen welfare	104.31	81.69
		2,661.22	6,337.99
Note No. 34 : Finance costs			
	Interest on financial liabilities measured at amortised cost	4,243.71	4,179.62
	Interest on lease obligations	16.16	26.62
	Interest on income tax	-	0.49
	Other borrowing costs	268.59	507.71
	Net Loss on foreign exchange transactions and translations (considered as finance costs)	478.22	2,368.43
		5,006.68	7,082.86
	Less : Capitalised/ transferred to Capital Work in Progress (Refer note 3.3)	-	2,698.99
		5,006.68	4,383.87
Note No. 35 : Depreciation and amortization			
	Depreciation of property, plant and equipment	7,950.16	8,807.52
	Amortization of intangible assets	1.73	57.22
	Depreciation on right of use assets	90.58	103.18
		8,042.47	8,967.93
	Less : Amortisation of deferred Government grants	2,042.45	314.08
		6,000.02	8,653.84
Note No. 36 : Other expenses			
	Stores and spares consumed	778.74	2,273.96
	Power and fuel	6,952.62	17,686.93
	Repairs and maintenance:		
	Plant and machinery	45.65	336.75
	Buildings	15.71	233.01
	Others	147.38	590.13
	Packing charges including material consumption	906.55	4,860.23
	Lease and other rent (Refer note 52.2)	126.05	184.05
	Rates and taxes	82.29	144.06
	Travelling and conveyance	248.67	381.12
	Legal and professional	717.32	3,235.06
	Insurance	333.04	558.37
	Auditor's remuneration (Refer note 36.1)	11.07	12.28
	Information technology	548.63	55.15
	Commission and other selling expenses	8.74	201.35
	Directors' sitting fees	8.70	9.40
	Charity and donation	70.00	20.72



(Rs. in Lakhs, unless stated otherwise)

Sl. No.	Particulars	As at March 31, 2024	As at March 31, 2023
	Corporate social responsibility expenditure (Refer note 58)	1,954.01	2,079.24
	Debit balances written off	4.43	30.02
	Provision for impairment of investments	4.50	-
	Allowance of expected credit loss	17.00	229.17
	Miscellaneous	486.20	888.28
		13,467.30	34,009.28

Note No. 36.1 Auditor's Remuneration :

Audit Fee	3.00	3.00
Limited review fee	3.00	3.00
Tax audit fee	1.00	2.00
For other services	3.12	2.42
Reimbursement of expenses	0.95	1.86
	11.07	12.28

Note No. 37 : Exceptional items

In previous year, the Company has executed a business transfer transaction with effect from August 2, 2022 wherein the Packaging (plastic) films business undertaking of the company was sold / transferred to its subsidiary company JPFL Films Private Limited (a subsidiary) on slump sale basis and as agreed between the relevant parties, the consideration of Rs. 2,43,896.95 lakhs for the same was determined and accordingly gain on slump sale has shown as exceptional item. (Refer note 57).

Note No. 38 : Earnings per share

The following table reflects the income and shares data used in computation of the basic and diluted earnings per share:

Particulars	For the year ended March 31, 2024	For the year ended March 31, 2023
1 Profit attributable to the Equity Shareholders (Rs. in lakhs)	31,200.46	1,74,118.11
2 Face Value of Equity Shares	10.00	10.00
3 Shares outstanding as at the beginning of the year (Nos.)	4,37,86,413	4,37,86,413
Add : Shares issued during the year (Nos.)	-	-
Shares Outstanding as at the end of the year (Nos.)	-	-
4 Weighted average number of equity shares outstanding* (Nos.)	-	-
5 Dilution Effect (Nos.)*	-	-
6 Weighted average Number of Equity Shares outstanding for diluted earnings per share (Nos.)	4,37,86,413	4,37,86,413
7 Earnings per share :		
Basic Earning per Share (in Rs.)	71.25	397.65
Diluted Earnings per Share (in Rs.)	71.25	397.65

*There have been no transactions involving Equity shares or Potential Equity shares between the reporting date and the date of approval of these financial statements that would have an impact on the outstanding weighted average number of equity shares as at the year end.



(Rs. in Lakhs, unless stated otherwise)

Sl. No.	Particulars	As at March 31, 2024	As at March 31, 2023
Note No. 39 : Contingent liabilities, contingent assets and commitments			
39.1 Contingent liabilities:			
39.1.1 Claims against the Company not acknowledged as debts			
	(i) Income Tax*	11,538.51	9,870.42
	(ii) Goods & Service Tax Act, 2017*	4.08	-
	(iii) Sales Tax*	2.41	2.41
	(iv) Electricity Duty*	599.46	599.46
	(v) Customs Duty*	366.00	366.00
	(vi) Cess and Others*	635.38	635.38
	(vii) Other claims	757.63	580.74
* Interest impact on above, if any, will be considered as and when arise.			
Pending resolution of the respective proceedings, it is not practicable for the Company to estimate the timings of cash outflows, if any, in respect of the above as it is determinable only on pronouncement of judgments/decisions pending with various forums/ authorities. However, the Company has reviewed all its pending litigation and proceeding and has adequately provided for wherever required and disclosed as contingent liabilities where applicable, in its financial statements. The Company does not expect the outcome of these proceeding to have a materially adverse effect on its financial position.			
39.1.2	Corporate guarantee given to banks for the subsidiary of the company namely JPFL Films Private Limited for availing credit facilities against which balance outstanding of credit facilities (to the extent amount outstanding)	36,237.26	42,638.97
39.1.3	In light of recent judgment of Honourable Supreme Court dated February 28, 2019 on the definition of "Basic Wages" under the Employees Provident Funds & Misc. Provisions Act, 1952 and based on Company's evaluation, there are significant uncertainties and numerous interpretative issues relating to the judgement and hence, it is unclear as to whether the clarified definition of Basic Wages would be applicable prospectively or retrospectively. The amount of the obligation therefore cannot be measured with sustained reliability and its impact on financial position of the company.		
39.2 Commitments			
39.2.1	Estimated amount of contracts remaining to be executed on Capital account and not provided for (net of advances)	9.81	1,529.92
39.2.2	Balance export obligation for import of capital equipments under EPCG scheme of the Central Government at the concessional rate of Custom Duty. The management expects to fulfil export obligation within due dates.	12,927.59	21,044.33
39.2.3	Balance export obligation for import of raw material under advance license at the concessional rate of Custom Duty. The management expects to fulfil export obligation within due dates.	14,442.22	13,461.79
39.2.4	Investment commitments to alternate investment funds	8,640.16	3,500.00
39.2.5	The Company has availed certain Government subsidies/grants. As per the terms and conditions, the Company has to continue production for specified number of years and other conditions failing which the subsidies / grants availed along with interest, penalty etc. will have to be refunded.		



Note no. 40 : Employee benefits

A. Defined contribution plans

The Company makes contributions towards provident fund and national pension fund to a defined contribution benefit plan for qualifying employees. Under the plan, the Company is required to contribute a specified percentage of payroll cost to the benefit plan to fund the benefits.

Particulars	For the year ended March 31, 2024	For the year ended March 31, 2023
Contribution to provident fund	65.69	154.03
Contribution to national pension fund	16.73	16.73

B. Other long-term employee benefits (leave encashment)

Amount recognised as expenses and included note no. 33 "Employee benefit expenses" Rs. 39.81 lakhs (Previous year Rs. 116.41 lakhs).

C. Defined benefit plans

The Company made provision for gratuity as per the Payment of Gratuity Act, 1972. Employees who are in continuous service for a period of 5 years are eligible for gratuity. The amount of gratuity payable on retirement/termination is employee's last drawn basic salary per month computed proportionately for 15 days salary multiplied for the number of years of service. Gratuity liability is being contributed to the gratuity fund managed by insurer. The most recent actuarial valuation of plan assets and the present value of the defined benefit obligation for gratuity were carried out as at March 31, 2024. The present value of the defined benefit obligations and the related current service cost and past service cost, was measured using the Projected Unit Credit Method.

Below tables entails the changes in the projected benefit obligation & plan assets and amount recognised in the Standalone Balance Sheet as at March 31, 2024 and March 31, 2023, being the respective measurement date:

Particulars	(Rs. in Lakhs, unless stated otherwise)	
	As at March 31, 2024	As at March 31, 2023
40.01 Reconciliation of fair value of plan assets and defined benefit obligations		
Fair value of plan assets as at the end of the year	721.27	669.89
Present value of defined benefit obligations as at the end of the year	317.19	253.01
Surplus / (Deficit)	404.08	416.88
40.02 Movement in present value of defined benefit obligations		
Present value of obligation as at the beginning of the year	253.01	1,029.37
Transferred on slump sale (Refer note 57)	-	(520.46)
Interest cost	17.69	71.18
Current service cost	37.55	29.33
Benefits paid	(14.66)	(53.76)
Remeasurements - actuarial loss/ (gain)	23.60	(302.65)
Present value of obligation as at the end of the year	317.19	253.01
40.03 Movement in Plan Assets		
Fair value of plan assets as at the beginning of the year	669.89	1,735.23
Transferred on slump sale (Refer note 57)	-	(1,735.23)
Employer contributions	-	626.14
Interest Income	48.23	22.23
Actuarial gain / (loss)	3.15	21.52
Fair value of plan assets as at the end of the year	721.27	669.89



JINDAL POLY FILMS LIMITED

(Rs. in Lakhs, unless stated otherwise)

Particulars	As at March 31, 2024	As at March 31, 2023
40.04 Recognised in Statement of Profit & Loss and Other Comprehensive Income		
Total service cost	37.55	29.33
Net interest cost	(30.54)	48.95
Expense recognized in Statement of Profit and Loss	7.01	78.28
Actuarial gain / (loss) for the year on present value of defined obligation	23.60	302.65
Actuarial gain / (loss) for the year on plan assets	(3.15)	21.52
Actuarial gain / (loss) for the year	20.45	324.17
40.05 The principle actuarial assumptions used for estimating the company's defined benefit obligations are set out below:		
Discount rate	7.00%	7.20%
Expected rate of increase in salary	3.00% for JPFL 8.00% For GNL	3.00% for JPFL 8.00% For GNL
Mortality rate	100% of IALM (2006 - 08)	100% of IALM (2006 - 08)
40.06 Maturity profile of the defined benefit obligation (undiscounted) as at reporting date:		
within 1 year	81.51	68.35
between 2 to 5 years	69.12	83.41
6 to 10 years	104.22	158.40
40.07 Expected contribution for the next annual reporting period.		
Expected expense for the next annual reporting period.	Nil	Nil
40.08 Plan Assets (not having quoted market anywhere)		
Fund managed by insurer - conventional insurance products	100%	100%
	100%	100%
40.09 Weighted average duration of the plan		
Weighted average duration of the plan	10.00	10.00
40.10 Sensitivity Analysis of the defined benefit obligation (DBO)		
a) Impact of the change in discount rate		
Present value of obligation at the end of the year	317.19	253.01
Effect on DBO due to 0.50% increase in discount rate	(12.99)	(10.50)
Effect on DBO due to 0.50% decrease in discount rate	14.27	11.54
b) Impact of the change in salary escalation rate		
Present value of obligation at the end of the year	317.19	253.01
Effect on DBO due to 0.50% increase in salary escalation rate	14.12	11.42
Effect on DBO due to 0.50% decrease in salary escalation rate	(12.99)	(10.49)

The sensitivity analysis above has been determined based on a method that extrapolates the impact on defined benefit obligation as a result of reasonable changes in key assumptions occurring at the end of reporting period. Sensitivity due to mortality and withdrawals are insignificant, hence ignored. Sensitives as to rate of inflation, rate of increase of pensions in payment, rate of increase of pensions before retirement and life expectancy are not applicable being a lump sum benefit on retirement.

40.11 Description of risk exposures:

Valuations are based on certain assumptions, which are dynamic in nature and vary over time. As such company is exposed to various risks as follows -

Interest rate risk - The defined benefit obligation calculated uses a discount rate based on government bonds. If bond yields fall, the defined benefit obligation will tend to increase.

Salary Increases - Actual salary increases will increase the Plan's liability. Increase in salary increase rate assumption in future valuations will also increase the liability.

Investment Risk - Since plan is funded therefore assets liabilities mismatch and actual investment return on assets lower than the discount rate assumed at the last valuation date can impact the liability.

Discount Rate : Reduction in discount rate in subsequent valuations can increase the plan's liability.

Demographic Risk : This is the risk of variability of results due to unsystematic nature of decrements that includes mortality, withdrawals, disability and retirement. The effect of these decrements on the defined benefit obligation is not straight forward and depends on the combination of salary increase, discount rate and vesting criteria. It is important not to overstate withdrawals because in the financial analysis the employee benefit of a short career employee typically costs less per year as compared to a long service employee.

Note No. 41 : Related parties disclosures (As identified by the Company)

Description of related parties under Ind AS - 24 "Related party disclosures

A. Ultimate holding entity

- 1 SSJ Trust

B. Holding company

- 1 Concatenate Advest Advisory Private Limited (upto February 20, 2024)
- 2 Concatenate Flexi Films Advest Private Limited (w.e.f February 20, 2024)*

C. Wholly owned subsidiaries

- 1 Jindal Films India Limited
- 2 Jindal Imaging Limited
- 3 Jindal SMI Coated Products Limited (earlier known as Jindal Polypack Limited)
- 4 SMI Coated Products Limited (upto August 4, 2023 as merged with Jindal Polypack Limited)
- 5 Universus Poly & Steel Limited
- 6 Jindal Specialty Films Limited
- 7 Universus Commercial Properties Limited (w.e.f. July 20, 2022)
- 8 Global Nonwovens Limited (w.e.f. March 29, 2023)
- 9 Jindal Packaging Trading DMCC (liquidated w.e.f May 25, 2022)
- 10 JPF Netherlands Investment B.V. (w.e.f. July 21, 2023)

D. Subsidiary

- 1 JPFL Films Private Limited

E. Step down subsidiary

- 1 Jindal Nylon Films S.r.l. Italy (w.e.f. July 21, 2023)
- 2 Rexor SAS, France (w.e.f. July 21, 2023)
- 3 JPF API Laminates UK Limited (w.e.f. July 21, 2023)
- 4 SMI Coated Products Private Limited (from April 28, 2022 to August 4, 2023)
- 5 SMI Coated Products Industry LLC (from April 28, 2022 to August 4, 2023)

F. Fellow subsidiaries

- 1 Consolidated Finvest & Holdings Limited (upto February 20, 2024)
- 2 Universus Photo Imagings Limited (upto February 20, 2024)

3 Jindal (India) Limited (Upto February 20, 2024)

G. Associates

- 1 Enerlite Solar Films India Private Limited (w.e.f. February 9, 2022)
- 2 Jindal Display Limited (earlier known as Jindal Semiconductor Limited)

H. Key Management Personnel**Whole Time Director**

- 1 Mr. Sanjeev Saxena (upto August 2, 2022)
- 2 Mr. Devinder Kumar Rithaliya (upto August 2, 2022)
- 3 Mr. Vijender Kumar Singhal (w.e.f October 15, 2022)
- 4 Mr. Devendra Singh Rawat (w.e.f. August 9, 2022 upto October 15, 2022)

Chief Executive Officer

- 1 Mr. Vinod Kumar Gupta (upto August 2, 2022)

Chief Financial Officer

- 1 Mr. Devendra Singh Rawat (upto October 15, 2022)
- 2 Mr. Vijender Kumar Singhal (w.e.f October 15, 2022)

Company Secretary

- 1 Mr. Sunit Maheshwari (upto November 14, 2022)
- 2 Mrs. Vaishali Singh (w.e.f. November 15, 2022 to March 15, 2024)
- 3 Mr. Ashok Yadav (w.e.f. March 18, 2024)

Non Executive Directors

- 1 Ms. Sonal Agarwal
- 2 Mr. Sanjeev Aggarwal
- 3 Mr. Rathi Binod Pal
- 4 Mr. Shashi Bhushan Shugla (upto October 15, 2022)
- 5 Mr. Sanjeev Saxena (w.e.f. August 9, 2022)
- 6 Mr. Punit Gupta (w.e.f. October 15, 2022 upto August 9, 2023)

I. Other related parties (where transactions took place)

- 1 Jindal Poly Investment & Finance Company Limited
- 2 Jindal India Thermal Power Limited
- 3 Jindal Films Americas LLC
- 4 Jindal Films Singapore Pte. Limited
- 5 Rexor SAS, France
- 6 JPF API Laminates UK Limited
- 7 Jindal Nylon Films (JPF Italy SPA)
- 8 Jindal Films Europe Virton LLC
- 9 Jindal Films Europe S.à r.l., Luxembourg
- 10 Packflex Business Advisory Services LLP
- 11 Universus Photo Imagings Limited
- 12 Treofan Germany GMBH & Co. KG
- 13 Jindal India Powertech Limited
- 14 Jindal Buildmart Limited
- 15 Topaz Enterprises DMCC
- 16 Concatenate Advest Advisory Private Limited (w.e.f February 21, 2024)
- 17 Jindal (India) Limited

(Rs. In Lakhs - unless stated otherwise)

Following transactions were carried out with above related parties :

S. No.	Name of the Related Party	FY 2023-24										FY 2022-23										Total
		B. Holding Company	C. Wholly owned subsidiaries	D. Subsidiary	E. Step down subsidiary	F. Fellow subsidiaries	G. Associates	H. Key Management Personnel	I. "Major shareholders of the reporting entity" and "Enterprise owned by major shareholders of the reporting entity"	J. Other related parties	Total	B. Holding Company	C. Wholly owned subsidiaries	D. Subsidiary	E. Step down subsidiary	F. Fellow subsidiaries	G. Associates	H. Key Management Personnel	I. "Major shareholders of the reporting entity" and "Enterprise owned by major shareholders of the reporting entity"	J. Other related parties	Total	
Transactions during the year (refer other notes below)																						
1	Sale of Products																					
	Jindal Films India Limited	-	-	-	-	-	-	-	-	-	-	-	-	-	-	-	-	-	-	-	274.04	
	Concatenate Advest Advisory Private Limited	-	205.36	-	-	-	-	-	-	-	-	-	-	-	-	-	-	-	-	-	205.36	
	Universus Photo Imaging's Limited	-	-	-	-	-	-	-	-	-	-	-	-	490.54	-	-	-	-	-	-	490.54	
	Jindal Films America LLC	-	-	-	-	-	-	-	-	-	-	-	-	-	-	-	-	-	-	-	23.86	
	Jindal Films Singapore Pte. Limited	-	-	-	-	-	-	-	-	-	-	-	-	-	-	-	-	-	-	-	29.44	
	Rexor SAS	-	-	-	-	-	-	-	-	-	-	-	-	-	-	-	-	-	-	-	926.63	
	JPF API Laminates UK Limited	-	-	-	-	-	-	-	-	-	-	-	-	-	-	-	-	-	-	-	0.23	
	JPFL Films Private Limited	-	-	-	-	-	-	-	-	-	-	-	-	-	-	-	-	-	-	-	6,251.66	
	Jindal SMI Coated Products Limited (earlier known as Jindal Polypack Limited)	-	-	-	-	-	-	-	-	-	-	-	-	-	-	-	-	-	-	-	334.26	
	Jindal Nylon Films (JPF Italy, SPA)	-	-	-	-	-	-	-	-	-	-	-	-	-	-	-	-	-	-	-	69.43	
	Enerflex Solar Films India Private Limited	-	-	-	-	-	-	-	-	-	-	-	-	-	-	-	-	-	-	-	1,196.35	
	Jindal Films Europe Wroton LLC	-	-	-	-	-	-	-	-	-	-	-	-	-	-	-	-	-	-	-	76.84	
2	Claim paid																					
	Jindal Films America LLC	-	-	-	-	-	-	-	-	-	-	-	-	-	-	-	-	-	-	-	-	
	JPF API Laminates UK Limited	-	-	-	-	-	-	-	-	-	-	-	-	-	-	-	-	-	-	-	204.65	
3	Sale of Services																					
	Jindal Films Europe S.A. R.L.	-	-	-	-	-	-	-	-	-	-	-	-	-	-	-	-	-	-	-	380.76	
	Jindal Nylon Films SARL	-	-	-	-	12.11	-	-	-	-	-	-	-	-	-	-	-	-	-	-	12.11	
	Universus Photo Imaging's Limited	-	-	-	-	-	-	-	-	-	-	-	-	-	-	-	-	-	-	-	1.31	
	Packflex Business Advisory Services LLP	-	-	-	-	-	-	-	-	-	-	-	-	-	-	-	-	-	-	-	9.16	
	Jindal India Thermal Power Limited	-	-	-	-	-	-	-	-	-	-	-	-	-	-	-	-	-	-	-	3.15	
	JPFL Films Private Limited	-	-	220.27	-	-	-	-	-	-	-	-	-	-	-	-	-	-	-	-	487.72	
	Jindal SMI Coated Products Limited (earlier known as Jindal Polypack Limited)	-	-	29.16	-	-	-	-	-	-	-	-	-	-	-	-	-	-	-	-	275.00	
4	Interest Income																					
	Jindal Films India Limited	-	-	-	-	-	-	-	-	-	-	-	-	-	-	-	-	-	-	-	14.38	
	Jindal India Thermal Power Limited	-	-	-	-	-	-	-	-	-	-	-	-	-	-	-	-	-	-	-	5,981.60	
		-	-	-	-	-	-	-	-	-	-	-	-	-	-	-	-	-	-	-	14.38	
		-	-	-	-	-	-	-	-	-	-	-	-	-	-	-	-	-	-	-	5,981.60	
		-	-	-	-	-	-	-	-	-	-	-	-	-	-	-	-	-	-	-	5,981.60	

S. No.	Name of the Related Party	FY 2023-24										FY 2022-23											
		B. Holding Company	C. Wholly owned subsidiaries	D. Subsidiary	E. Step down subsidiary	F. Fellow subsidiaries	G. Associates	H. Key Management Personnel	I. "Major shareholders of the reporting entity" and "Enterprise owned by major shareholders of the reporting entity"	J. Other related parties	Total	B. Holding Company	C. Wholly owned subsidiaries	D. Subsidiary	E. Step down subsidiary	F. Fellow subsidiaries	G. Associates	H. Key Management Personnel	I. "Major shareholders of the reporting entity" and "Enterprise owned by major shareholders of the reporting entity"	J. Other related parties	Total		
	Jindal SMI Coated Products Limited (earlier known as Jindal Polypack Limited)	-	883.14	-	-	-	-	-	-	-	-	-	-	-	-	-	-	-	-	-	-	739.82	
	Enreite Solar Films India Private Limited	-	-	-	-	-	360.80	-	-	-	-	-	-	-	-	360.80	-	-	-	-	-	-	161.25
	JPF Films Private Limited	-	-	7,775.35	-	-	-	-	-	-	-	-	-	-	-	-	-	-	-	-	-	-	2,717.54
	Universus Poly & Steel Limited	-	599.74	-	-	-	-	-	-	-	-	-	-	-	-	-	-	-	-	-	-	-	156.22
	Jindal Imaging Limited	-	0.23	-	-	-	-	-	-	-	-	-	-	-	-	-	-	-	-	-	-	-	0.01
5	Rent Received																						
	Jindal Films India Limited	-	-	-	-	-	-	-	-	-	-	-	-	-	-	-	-	-	-	-	-	-	16.22
	Jindal Poly Investment & Finance Company Limited	-	-	-	-	-	-	-	-	-	-	-	-	-	-	-	-	-	-	-	-	-	0.24
	Universus Photo Imaging Limited	-	-	-	-	-	-	-	-	-	-	-	-	-	-	-	-	-	-	-	-	-	0.24
6	Dividend Income																						
	Jindal Films India Limited	-	-	-	-	-	-	-	-	-	-	-	-	-	-	-	-	-	-	-	-	-	1,014.00
7	Finance Corporate Guarantee Income																						
	JPF Films Private Limited	-	-	320.75	-	-	-	-	-	-	-	-	-	-	-	-	-	-	-	-	-	-	207.47
8	Management Consultancy Income																						
	JPF Films Private Limited	-	-	533.33	-	-	-	-	-	-	-	-	-	-	-	-	-	-	-	-	-	-	-
9	Purchase of Material																						
	Jindal (India) Limited	-	-	-	-	-	-	-	-	-	-	-	-	-	-	-	-	-	-	-	-	-	10.10
	Jindal Films India Limited	-	-	-	-	-	-	-	-	-	-	-	-	-	-	-	-	-	-	-	-	-	11.59
	Trefon Germany GmbH & Co. KG	-	-	-	-	-	-	-	-	-	-	-	-	-	-	-	-	-	-	-	-	-	272.21
	Jindal SMI Coated Products Limited (earlier known as Jindal Polypack Limited)	-	-	-	-	-	-	-	-	-	-	-	-	-	-	-	-	-	-	-	-	-	260.04
10	Professional Service Paid																						
	Packflex Business Advisory Services LLP	-	-	-	-	-	-	-	-	-	-	-	-	-	-	-	-	-	-	-	-	-	2,000.00
	Concatenate Advest Advisory Private Limited	-	18.00	-	-	-	-	-	-	-	-	-	-	-	-	-	-	-	-	-	-	-	24.00
	Concatenate Flexi Films Advest Private Limited	-	6.00	-	-	-	-	-	-	-	-	-	-	-	-	-	-	-	-	-	-	-	-
11	Rent Paid																						
	Jindal Buildmart Limited	-	-	-	-	-	-	-	-	-	-	-	-	-	-	-	-	-	-	-	-	-	43.64
	Universus Poly & Steel Limited	-	102.00	-	-	-	-	-	-	-	-	-	-	-	-	-	-	-	-	-	-	-	-
	Concatenate Advest Advisory Private Limited	-	3.67	-	-	-	-	-	-	-	-	-	-	-	-	-	-	-	-	-	-	-	52.37

(Rs. In Lakhs, unless stated otherwise)

S. No.	Name of the Related Party	FY 2023-24							FY 2022-23														
		B. Holding Company	C. Wholly owned subsidiaries	D. Subsidiary	E. Step down subsidiary	F. Fellow subsidiaries	G. Associates	H. Key Management Personnel	I. "Major shareholders of the reporting entity" and "Enterprise owned by major shareholders of the reporting entity"	J. Other related parties	Total	B. Holding Company	C. Wholly owned subsidiaries	D. Subsidiary	E. Step down subsidiary	F. Fellow subsidiaries	G. Associates	H. Key Management Personnel	I. "Major shareholders of the reporting entity" and "Enterprise owned by major shareholders of the reporting entity"	J. Other related parties	Total		
12	Maintenance Charges Universus Poly & Steel Limited	-	21.94	-	-	-	-	-	-	-	21.94	-	-	-	-	-	-	-	-	-	-	-	
13	Reimbursement of expense received Jindal Poly Investment & Finance Company Limited Universus Photo Imaging Limited Concatenate Advest. Advisory Private Limited	-	-	-	-	-	-	-	-	-	-	-	-	-	-	-	-	-	-	-	-	0.34	
14	Loan Given Jindal Films India Limited Jindal India Thermal Power Limited Jindal SMT Coated Products Limited (seller known as Jindal Polypack Limited) Enerfitte Solar Films India Private Limited Universus Poly & Steel Limited JPFL Films Private Limited Jindal Imaging Limited Loan Received Back Enerfitte Solar Films India Private Limited Universus Poly & Steel Limited Jindal India Thermal Power Limited JPFL Films Private Limited Jindal Films India Limited	-	-	-	-	-	-	-	-	-	-	-	-	-	-	-	-	-	-	-	-	-	449.24
		-	-	-	-	-	-	-	-	-	-	-	-	-	-	-	-	-	-	-	-	37,500.00	
		-	-	-	-	-	-	-	-	-	-	-	-	-	-	-	-	-	-	-	-	9,975.00	
		-	-	-	-	-	-	-	-	-	552.00	-	-	-	-	-	-	-	-	-	-	2,514.00	
		-	-	-	-	-	-	-	-	-	-	-	-	-	-	-	-	-	-	-	-	8,900.00	
		-	-	-	-	-	-	-	-	-	5,000.00	-	-	-	-	-	-	-	-	-	-	30,414.00	
		-	-	-	-	-	-	-	-	-	-	-	-	-	-	-	-	-	-	-	-	3.00	
15	Loan Received Back Enerfitte Solar Films India Private Limited Universus Poly & Steel Limited Jindal India Thermal Power Limited JPFL Films Private Limited Jindal Films India Limited	-	60.00	-	-	-	-	-	-	-	60.00	-	-	-	-	-	-	-	-	-	-	-	
		-	-	-	-	-	-	-	-	-	-	-	-	-	-	-	-	-	-	-	-	900.00	
		-	-	-	-	-	-	-	-	-	32,500.00	-	-	-	-	-	-	-	-	-	-	46,000.00	
		-	-	-	-	-	-	-	-	-	-	-	-	-	-	-	-	-	-	-	-	414.00	
16	Investment in Equity Shares JPFL Netherland Investment B.V. Enerfitte Solar Films India Private Limited Universus Poly & Steel Limited Global Nonwovens Limited Universus Commercial Properties Limited	-	3,509.82	-	-	-	-	-	-	-	3,509.82	-	-	-	-	-	-	-	-	-	-	-	
		-	-	-	-	-	-	-	-	-	-	-	-	-	-	-	-	-	-	-	-	26.20	
		-	-	-	-	-	-	-	-	-	16.20	-	-	-	-	-	-	-	-	-	-	26.20	
		-	-	-	-	-	-	-	-	-	-	-	-	-	-	-	-	-	-	-	-	900.00	
		-	-	-	-	-	-	-	-	-	-	-	-	-	-	-	-	-	-	-	-	5.00	
		-	-	-	-	-	-	-	-	-	-	-	-	-	-	-	-	-	-	-	-	5.00	
17	Investment in Preference Shares Enerfitte Solar Films India Private Limited	-	-	-	-	-	-	-	-	-	-	-	-	-	-	-	-	-	-	-	-	480.00	
18	MESY/RODTEP Purchased	-	-	-	-	-	-	-	-	-	-	-	-	-	-	-	-	-	-	-	-	480.00	

S. No.	Name of the Related Party	FY 2023-24							FY 2022-23							Total								
		B. Holding Company	C. Wholly owned subsidiaries	D. Subsidiary	E. Step down subsidiary	F. Fellow subsidiaries	G. Associates	H. Key Management Personnel	I. "Major shareholders of the reporting entity" and "Enterprise owned by major shareholders of the reporting entity"	J. Other related parties	Total	B. Holding Company	C. Wholly owned subsidiaries	D. Subsidiary	E. Step down subsidiary		F. Fellow subsidiaries	G. Associates	H. Key Management Personnel	I. "Major shareholders of the reporting entity" and "Enterprise owned by major shareholders of the reporting entity"	J. Other related parties	Total		
	Universes Photo Imaging Limited	-	-	-	-	-	-	-	-	-	-	-	-	-	1.08	-	-	-	-	-	-	-	1.08	
19	Sale of Investment Concarnate Advest Advisory Private Limited	-	-	-	-	-	-	2,713.49	-	-	2,713.49	-	-	-	-	-	-	-	-	-	-	-	-	
20	Redemption of Preference Share (Including redemption premium)	-	-	-	-	-	-	-	-	-	-	-	-	-	-	-	-	-	-	-	-	-	-	
	Jindal India Powertech Limited	-	-	-	-	-	-	-	-	-	-	-	-	-	-	-	-	-	-	-	-	-	12,382.37	
21	Sale of Fixed Assets	-	-	-	-	-	-	-	-	-	-	-	-	-	-	-	410.00	-	-	-	-	-	-	
	JPF Films Private Limited	-	-	-	-	-	-	-	-	-	-	-	-	-	-	-	-	-	-	-	-	-	410.00	
22	Business Transfer Consideration	-	-	-	-	-	-	-	-	-	-	-	-	-	-	-	-	-	-	-	-	-	-	
	JPF Films Private Limited	-	-	-	-	-	-	-	-	-	-	-	-	-	-	-	243,896.95	-	-	-	-	-	-	243,896.95
23	Purchase of investment	-	-	-	-	-	-	-	-	-	-	-	-	-	-	-	-	-	-	-	-	-	-	
	Topaz Enterprises DMCC	-	-	-	-	-	-	-	-	39,686.29	39,686.29	-	-	-	-	-	-	-	-	-	-	-	-	-
	Jindal (India) Limited	-	-	-	-	-	-	-	-	-	-	-	-	-	-	-	-	-	-	-	-	-	-	
24	Stamp duty payment	-	-	-	-	-	-	-	-	-	-	-	-	-	-	-	-	-	-	-	-	4.50	4.50	
	Jindal Films India Limited	-	-	-	-	-	-	-	-	-	-	-	-	-	-	-	25.30	-	-	-	-	-	-	25.30
25	Remuneration to KMP#	-	-	-	-	-	-	-	-	-	-	-	-	-	-	-	-	-	-	-	-	-	-	
	Short term employee benefits	-	-	-	-	-	-	-	-	179.06	179.06	-	-	-	-	-	-	-	-	-	-	-	-	-
	Defined Contribution Plan	-	-	-	-	-	-	-	-	5.99	5.99	-	-	-	-	-	-	-	-	-	-	-	-	-
26	Director sitting fees	-	-	-	-	-	-	-	-	-	-	-	-	-	-	-	-	-	-	-	-	-	-	-
	Sitting fees	-	-	-	-	-	-	-	-	8.70	8.70	-	-	-	-	-	-	-	-	-	-	-	-	-
Balances Outstanding as at reporting date (refer note 6 below)																								
	Trade and Other Receivables	-	-	-	-	-	-	-	-	-	-	-	-	-	-	-	-	-	-	-	-	-	-	-
	Jindal Poly Investment & Finance Company Limited	-	-	-	-	-	-	-	-	0.28	0.28	-	-	-	-	-	-	-	-	-	-	-	-	-
	Jindal Films Europe S.A.R.L.	-	-	-	-	-	-	-	-	198.84	198.84	-	-	-	-	-	-	-	-	-	-	-	-	-
	JPF Films Private Limited	-	-	-	-	-	-	-	-	-	-	-	-	-	-	-	-	-	-	-	-	-	-	-
	Jindal SMT Coated Products Limited (earlier known as Jindal Polypack Limited)	-	7.46	-	-	-	-	-	-	-	-	-	-	-	-	-	-	-	-	-	-	-	-	-
	Trade and Other Receivables (Total)	-	7.46	7.05	-	-	-	-	-	199.12	214.23	-	-	-	-	-	-	-	-	-	-	-	-	-
	Trade and Other Payables	-	-	-	-	-	-	-	-	-	-	-	-	-	-	-	-	-	-	-	-	-	-	-
	Concarnate Advest Advisory Private Limited	2.71	-	-	-	-	-	-	-	-	2.71	-	-	-	-	-	-	-	-	-	-	-	-	-



(Rs. In Lakhs, unless stated otherwise)

S. No.	Name of the Related Party	FY 2023-24										FY 2022-23													
		B. Holding Company	C. Wholly owned subsidiaries	D. Subsidiary	E. Step down subsidiary	F. Follow subsidiaries	G. Associates	H. Key Management Personnel	I. "Major shareholders of the reporting entity" and "Enterprise owned by major shareholders of the reporting entity"	J. Other related parties	Total	B. Holding Company	C. Wholly owned subsidiaries	D. Subsidiary	E. Step down subsidiary	F. Follow subsidiaries	G. Associates	H. Key Management Personnel	I. "Major shareholders of the reporting entity" and "Enterprise owned by major shareholders of the reporting entity"	J. Other related parties	Total				
	Jindal Films India Limited		3.26								3.26														
	Enefitte Solar Films India Private Limited															10.91									10.91
	Trade and Other Payables (Total)	2.71	3.26								5.98	2.16				10.91								13.07	
	Claim Payable																								
	JPFL Films Private Limited			1,493.96							1,493.96														
	Claim Payable (Total)			1,493.96							1,493.96														
	Loan and advances Receivables (including interest thereon)																								
	Jindal SMI Coated Products Limited (earlier known as Jindal Polypack Limited)		9,985.00								9,985.00														10,650.84
	Jindal India Thermal Power Limited																								
	Universus Poly & Steel Limited		8,074.02								8,074.02														33,430.36
	Enefitte Solar Films India Private Limited																								8,140.60
	JPFL Films Private Limited																								2,659.13
	Jindal Imaging Limited																								30,014.05
	Loan and advances receivable (Total)	18,062.24	35,880.16								57,174.68	18,794.45	30,014.05			2,659.13								84,898.00	
	Claim Receivable																								
	Universus Photo Imaging Limited																								
	JPFL Films Private Limited																								51,196.66
	Jindal India Power-erco Limited																								
	Claim Receivable (Total)			51,510.10							51,510.10														51,196.66
	Finance Corporate Guarantee Obligations																								
	JPFL Films Private Limited (Refer note 39.1.2)																								

* Pursuant to Scheme of Arrangements between Promoter holding company Concatenate Advest Private Limited ("Demerged Company") and Concatenate Flexi Films Advest Private Limited (Resulting Company No.-1), Concatenate Imaging Advest Private Limited (Resulting Company No.-2), Concatenate Metal Advest Private Limited (Resulting Company No.-3) and Concatenate Power Advest Private Limited (Resulting Company No.-4), sanctioned by the Hon'ble National Company Law Tribunal, Kolkata, vide Order dated September 22, 2023, Concatenate Advest Private Limited has referred its entire shareholding (62.80%) in Jindal Poly Films Limited to Concatenate Flexi Films Advest Private Limited on February 20, 2024. Consequently, Concatenate Flexi Films Advest Private Limited has become ultimate holding of the Company now in place of Concatenate Advest Private Limited w.e.f. February 20, 2024.

The amount related to gratuity cannot be ascertained separately as these liabilities are provided on an actuarial basis for the company as a whole, hence not included in above

- Transactions during the year have been disclosed excluding GST, where applicable.
- All related party transactions entered during the year were in ordinary course of the business. During the current and previous year, the Company has not recorded any impairment of receivables relating to amounts owed by related parties.
- Outstanding balances are in an ordinary course of business.
- During the year, Hon'ble National Company Law Tribunal (NCLT), Mumbai Bench vide order dated August 04, 2023 sanctioned the scheme of amalgamation between SMT Coated Products Pvt Ltd (Transferor Company) and its holding company Jindal Polypack Limited (Formerly known as Jindal Labelling Ltd) (Transferee Company) w.e.f. appointed date May 02, 2023. Subsequently name of Jindal Poly Pack Limited was changed to Jindal SMT Coated Products Ltd. w.e.f. December 12, 2023.
- Balance consideration receivable from JPFL Films Private Limited (subsidiary company) on stamp sale is receivable any time within a period of 2 years @ interest rate of SBI MCLR +2% per annum.



Note No. 42 : Disclosure under Regulation 34(3) and 53(f) read with Schedule V of "Security and Exchange Board of India (Listing obligations and disclosure requirements) Regulations 2015"

(Rs. In Lakhs, unless stated otherwise)

Name of the Entity	Particulars	Amount Outstanding\$		Maximum Amount outstanding during the year\$	
		As at March 31, 2024	As at March 31, 2023	2023-24	2022-23
Jindal SMI Coated Products Limited (earlier known as Jindal Polypack Limited)	Loan to Subsidiary	9,985.00	9,985.00	9,985.00	9,985.00
Jindal Films India Limited	Loan to Subsidiary	-	-	-	439.24
JPFL Films Private Limited	Loan to Subsidiary	35,000.00	30,000.00	35,000.00	30,000.00
Universus Poly & Steel Limited	Loan to Subsidiary	7,940.00	8,000.00	8,000.00	8,900.00
Jindal Imaging Limited	Loan to Subsidiary	3.00	3.00	3.00	3.00
Enerlite Solar Films India Private Limited	Loan to Associates	3,064.91	2,514.00	3,066.00	2,514.00

\$ balance excluding interest

Note No. 43 : Disclosure under requirements of Section 186(4) of the Companies Act 2013 relating to loans given, investment made or guarantee given or security provided by the Company:

Name of the Entity	Categories	Purpose	Transaction during the year 2023-24\$	Balance as at March 31, 2024\$	Transaction during the year 2022-23\$	Balance as at March 31, 2023\$
Jindal India Thermal Power Limited ("JITPL")	Loan given	Business purpose	-	-	37,500.00	32,500.00
Jindal SMI Coated Products Limited (earlier known as Jindal Polypack Limited)	Loan Given	For the purpose of acquisition of a company.	-	9,985.00	9,975.00	9,985.00
Jindal Films India Limited	Loan Given	Business purpose	-	-	449.24	-
Enerlite Solar Films India Private Limited	Loan Given	Business purpose	552.00	3,064.91	2,514.00	2,514.00
Universes Poly & Steel Limited	Loan Given	Business purpose	-	7,940.00	8,900.00	8,000.00
JPFL Films Private Limited	Loan Given	Business purpose	5,000.00	35,000.00	30,000.00	30,000.00
Jindal Imaging Limited	Loan Given	Business purpose	-	3.00	3.00	3.00
Universus Poly & Steel Limited	Investment in Equity shares		-	905.00	900.00	905.00
Enerlite Solar Films India Private Limited	Investment in Equity shares		16.20	62.40	26.20	46.20
Jindal Display Limited (earlier known as Jindal Semi Conductors Limited)	Investment in Equity shares		-	4.50	4.50	4.50
Universus Commercial Properties Limited (w.e.f. July 20, 2022)	Investment in Equity shares		-	5.00	5.00	5.00
Global Nonwovens Limited (w.e.f. March 23, 2023)	Investment in Equity shares		-	5.00	5.00	5.00
JPF Netherlands Investment B.V. (w.e.f. July 21, 2023)	Investment in Equity shares		43,194.59	43,194.59	-	-
Enerlite Solar Films India Private Limited	Investment in 1% Non-Cumulative Redeemable Preference Shares Series I*		-	480.00	480.00	480.00

\$ balance excluding interest

* Without considering net of fair valuation

Comprehensive disclosure of investments as at March 31, 2024 has been made in note 4 to the Financial Statements, hence closing balance of other investments, having no movement during the year were not again disclosed in above statement.

The Company has given interest bearing loan to Subsidiaries and Other parties mentioned above in the ordinary course of business. The rate of Interest is ranging 7.50% p.a. to 11.55% p.a. (Previous year rate of interest is ranging 7.05% p.a. to 12% p.a.).

Apart from above, corporate guarantee have been issued on behalf of a subsidiary company, details of which are given in related party transaction. Refer note 41.

Note No. 44 Disclosures of deferred Government grants / assistance / subsidies

- 44.1** Under the Package Scheme of Incentive 2013 approved by the Government of Maharashtra, the Company is entitled to industrial promotion subsidy to the extent of 100% of the fixed capital investment or to the extent of taxes paid to the State Government in next 20 years from the date of commercial production, whichever is lower. During the year, subsidy receivable under the above scheme aggregating Rs Nil (Previous year : Rs 8,126.38 lakhs) has been accounted by setting up these grants as Deferred Government Grants as "Non-Current/Current Liabilities" and amortised/recognised in the statement of profit and loss on straight line method over the useful life of related plant and machinery and disclosed in "Other Income".
- 44.2** Rs. 113.49 lakhs (Previous year : Rs. 1,928.94 lakhs) accounted as Deferred Government Grants for duty saved on import of capital goods and spares under the EPCG scheme. Under the scheme, the company is committed to export goods at the prescribed times of duty saved on import of capital goods over a specified period of time. In case such commitments are not met, the company would be required to pay the duty saved along with interest to the regulatory authorities. Such grants recognised are released to the statement of profit & loss based on fulfilment of related export obligations.
- 44.3** Non-woven fabrics division of the Company has received / receivable Rs. 1,565.90 lakhs (Previous year : Rs 950.10 lakhs) being subsidy for electricity tariff under Government of Maharashtra scheme for textile industry in respect of capital investment made in previous year and disclosed in Other income. (Refer note 29)
- 44.4** The Company is entitled to certain capital subsidy under TUFs scheme under State Textile Policy 2018-23. The Company has recognised the capital subsidy of Rs. 36,542.01 lakhs (Previous year : Rs Nil) with the Government of Maharashtra for the expansion made in earlier year, in accordance with Ind AS 20. " Upon submission of the subsidy application during the year, the division has accounted for subsidy amortization as deduction from depreciation cost.

Note No. 45 The aggregate amount of loans granted and repayable on demand or without stipulation of period of repayment and percentage thereof to the total loans granted during the year is given below :

Type of Borrower	Loan granted during the year	% of the total loan given during the year	Amount of loan outstanding including given in earlier year
As on 31st March 2024			
Related Parties - Current	552.00	9.94%	20,992.91
As on 31st March 2023			
Related Parties - Current	53,892.00	59.05%	53,002.00

Note No. 46 Disclosure under Ind AS 7

Disclosure of changes in liabilities arising from financing activities, including both cash and non-cash changes :

For the year ended March 31, 2024

(Rs. In Lakhs, unless stated otherwise)

Particulars	As at March 31, 2023	Balance transferred through Slump sale	Cash flow From financing activities	Non Cash Changes		As at March 31, 2024
				Re-classification	Others*	
Non Current Borrowings	49,823.81	-	(7,391.06)	(8,530.78)	(871.17)	41,561.58
Current Borrowings	25,766.88	-	(534.19)	8,530.78	1,194.26	26,426.95
Lease liabilities	211.00	-	(106.20)	16.16	0.02	120.98
Finance costs	-	-	(4,726.42)	(16.16)	(264.10)	-
Total	75,801.69	-	(12,757.87)	-	59.01	68,109.51

For the year ended March 31, 2023

Particulars	As at March 31, 2022	Balance transferred through Slump sale	Cash flow From financing activities	Non Cash Changes		As at March 31, 2023
				Re-classification	Others*	
Non Current Borrowings	67,106.09	(1,11,034.40)	96,355.06	(7,363.94)	(5,917.16)	49,823.81
Current Borrowings	53,231.68	(37,824.64)	7,045.94	7,363.94	6,628.13	25,766.88
Lease liabilities	247.87	-	(14.37)	26.62	(49.12)	211.00
Finance costs	-	-	(5,881.00)	(26.62)	1,497.13	-
Total	1,20,585.64	(1,48,859.04)	97,505.63	-	2,158.98	75,801.69

*Others includes lease liabilities accounted during the year

Note No. 47 : Segment information
47.1 Description of segments and principal activities

According to Ind AS 108, identification of operating segments is based on Chief Operating Decision Maker (CODM) approach for making decisions about allocating resources to the segment and assessing its performance. The Company's Board of Directors reviews the results of each segment on quarterly basis. The Company's board of directors uses earning before interest and tax (EBITA) to assess the performance of the operating segments. Segment information is presented in respect of the company's key operating segments. The operating segments are based on the company's management and internal reporting structure. During the previous year, the company has transferred its packaging film business to its subsidiary company w.e.f August 2, 2022.

The Company's board examines the Company's performance both from a product perspective and have identified two reportable segments of its business:

- 1 Packaging films (till August 2, 2022)
- 2 Nonwoven fabrics

47.2 Information about reportable segments

Information related to each reportable segment is as follows :

(Rs. in Lakhs, unless stated otherwise)

	Reportable segments	Packaging films		Nonwoven fabrics		Total	
		2023-24	2022-23	2023-24	2022-23	2023-24	2022-23
47.2.1	Revenue from operations						
	Revenue	-	1,95,663.17	54,317.03	52,469.00	54,317.03	2,48,132.17
	Less : inter segment revenue	-	-	-	-	-	-
	Total revenue from operations	-	1,95,663.17	54,317.03	52,469.00	54,317.03	2,48,132.17
47.2.2	Results						
	Results	-	39,040.34	3,305.26	3,627.02	3,305.26	42,667.36
	Less : Inter Segment	-	-	-	-	-	-
	Segment Results					3,305.26	42,667.36
	Add : Other Unallocable Income / (Expenses) (Net)					43,096.60	48,553.03
	Less : Finance costs					5,006.68	4,383.87
	Add : Exceptional items (loss)/gain					-	109,478.32
	Profit before tax					41,395.18	196,314.83
	Less : Tax expense (including deferred tax expense)					10,194.72	22,196.73
	Profit after tax					31,200.46	174,118.11
47.2.3	Interest income					12,113.21	11,949.36
47.2.4	Non Cash Items						
	Amortisation of deferred government grant	-	2,544.95	602.66	397.30	602.66	2,942.25

47.2.5 Other Segmental Informations

Particulars	Segmental assets		Segmental liabilities	
	As at March 31, 2024	As at March 31, 2023	As at March 31, 2024	As at March 31, 2023
Packaging business	-	-	-	-
Nonwoven fabrics	1,58,664.26	1,33,661.62	53,789.12	16,952.87
Unallocable assets / liabilities	5,60,245.91	5,19,980.15	86,446.16	87,346.97
Total	7,18,910.17	6,53,641.77	1,40,235.29	1,04,299.83



(Rs. in Lakhs, unless stated otherwise)

Particulars	Capital expenditures including CWIP		Depreciation and amortization	
	For the year ended March 31, 2024	For the year ended March 31, 2023	For the year ended March 31, 2024	For the year ended March 31, 2023
Packaging business	-	3,497.69	-	4,042.95
Nonwoven fabrics	2,765.45	38,994.37	5,938.25	4,567.16
Unallocable assets / liabilities	10.44	-	61.77	43.73
Total	2,775.89	42,492.06	6,000.02	8,653.84

47.3 Geographic information

The segments are managed on a worldwide basis, but operate manufacturing facilities and sales offices in India. In geographic information, company analyses its revenue and receivables from customers from its country of domicile and other countries. In presenting the geographic information, segment revenue has been based on the geographic location of customers.

Geographical segments	Within India		Outside India		Total	
	2023-24	2022-23	2023-24	2022-23	2023-24	2022-23
Revenue from operations	46,546.19	1,78,940.72	7,770.84	69,191.45	54,317.03	248,132.17
Carrying amount of Trade Receivables	13,862.16	13,835.29	1,340.83	152.90	15,202.99	13,988.19

Other Informations

The Company has common assets for producing goods for domestic market and overseas market.

47.4 Major customers

In Nonwoven fabrics division, the Company having two external customer (Previous year: two (2)) which contribute 10% or more of its revenues from transactions.

Note No. 48 : Fair value measurements

48.1 Financial instruments by category

Particular	As at March 31, 2024			As at March 31, 2023		
	FVTPL*	Amortised Cost	Carrying Value	FVTPL*	Amortised Cost	Carrying Value
Financial assets						
Investments	3,69,353.69	64,271.77	4,33,625.46	3,20,891.47	43,210.03	3,64,101.50
Trade receivables	-	15,202.99	15,202.99	-	13,988.19	13,988.19
Cash and cash equivalents	-	232.03	232.03	-	669.35	669.35
Other bank balances	-	9,223.35	9,223.35	-	4,771.24	4,771.24
Loans	-	55,992.91	55,992.91	-	83,002.00	83,002.00
Other financial assets	-	86,193.58	86,193.58	-	65,432.22	65,432.22
	3,69,353.69	2,31,116.63	6,00,470.31	3,20,891.47	2,11,073.03	5,31,964.50
Financial liabilities						
Borrowings	-	67,988.53	67,988.53	-	75,590.69	75,590.69
Lease liabilities	-	120.98	120.98	-	211.00	211.00
Trade payables	-	6,683.99	6,683.99	-	2,466.71	2,466.71
Other financial liabilities	-	3,728.61	3,728.61	-	3,015.05	3,015.05
	-	78,522.11	78,522.11	-	81,283.45	81,283.45

*FVTPL refers to Fair Value through profit and loss

The management assessed that trade receivables, cash and cash equivalents, other bank balances, loans, other financial assets ,borrowing, lease liabilities, trade payables and other financial liabilities approximate their carrying amounts largely due to the short-term maturities of these instruments.

The fair value of the financial assets and liabilities is included at the amount at which the instrument could be exchanged in a current transaction between willing parties, other than in a forced or liquidation sale.

48.2 Fair value hierarchy

- (a) This section explains the judgements and estimates made in determining the fair values of the financial instruments. To provide an indication about the reliability of the inputs used in determining fair value, the Company has classified its financial instruments into the three levels prescribed under the Indian accounting standard.

Financial assets and liabilities measured at fair value

Particular	As at March 31, 2024			
	Level 1	Level 2	Level 3	Total
Financial assets				
Financial Investments at FVTPL				
Investments in equity instruments	90,661.07	-	552.23	91,213.30
Investments in preference Shares		-	1,185.57	1,185.57
Investments in mutual Fund Units	2,71,853.45	-	-	2,71,853.45
Investments in alternate Investment Funds	4,495.22	-	-	4,495.22
Investments in bonds	606.15	-	-	606.15
Total	3,67,615.89	-	1,737.80	3,69,353.69

Particular	As at March 31, 2023			
	Level 1	Level 2	Level 3	Total
Financial assets				
Financial investments at FVTPL				
Investments in equity instruments	76,177.99	-	-	76,177.99
Investments in preference Shares	-	-	1,190.04	1,190.04
Investments in mutual Fund Units	2,42,054.75	-	-	2,42,054.75
Investments in alternate Investment Funds	795.27	-	-	795.27
Investments in bonds	673.42	-	-	673.42
Total	3,19,701.43	-	1,190.04	3,20,891.47

Level 1: hierarchy includes financial instruments measured using quoted prices / net asset value. This includes listed equity instruments, traded bonds, alternate investment funds and mutual funds that have quoted price / net asset value. The fair value of all equity instruments which are traded in the stock exchanges is valued using the closing price as at the reporting period.

Level 2: The fair value of financial instruments that are not traded in an active market (for example, traded bonds) is determined using valuation techniques which maximize the use of observable market data and rely as little as possible on entity-specific estimates. If all significant inputs required to fair value an instrument are observable, the instrument is included in level 2; and

Level 3: Inputs which are not based on observable market data (unobservable inputs). Fair values are determined in whole or in part using a net asset value or valuation model based on assumptions that are neither supported by prices from observable current market transactions in the same instrument nor are they based on available market data.

There are no transfers between level 1 and level 2 during the year.

(b) Valuation technique used to determine fair value

Specific valuation techniques used to value financial instruments include:

- the use of quoted market prices or net asset value for similar instruments.
- the fair value of the remaining financial instruments is determined using discounted cash flow analysis.

All of the resulting fair value estimates are included in level 2 or level 3, where the fair values have been

determined based on present values and the discount rates used were adjusted for counterparty or own credit risk.

Fair value measurements using significant unobservable inputs (level 3)

Particular	As at	As at
	March 31, 2024	March 31, 2023
Opening balance	1,190.04	11,716.59
Acquisitions	400.11	480.00
Redemption	-	(12,411.83)
Gains/(loss) recognised in Statement of Profit & Loss	147.65	1,405.28
Closing balance	1,737.80	1,190.04

Valuation inputs and relationships to fair value.

(Rs. in Lakhs, unless stated otherwise)

Type of financial instruments	Fair Value as at		Significant unobservable inputs	Discounting Rate	Sensitivity/Remarks
	March 31, 2024	March 31, 2023			
Unquoted Equity Shares	552.23	-	-	NA	The FMV was computed on NAV method based on underlying equity shares of listed entity on reporting date.
1% Non-Cumulative Redeemable Preference Share (Redemption premium Minimum previous year inflation index plus 3% p.a. on cumulative basis)	1,185.57	1,190.04	Risk-adjusted discount rate	10.25% (Previous year : 8%)	Change of (+) 50/ (-) 50 basis points - Fair value would changes by (+) Rs. 41.20 lakhs and (-) Rs. 39.61 lakhs

The Company has obtained the valuation report from a registered valuer, required for financial reporting purposes, including level 3 fair values.

The main level 3 inputs for unlisted preference shares used by the Company are derived and evaluated as follows:

- Risk adjusted discount rates are estimated based on expected cash inflows arising from the instrument and the entity's knowledge of the business and how the current economic environment is likely to impact it.
- The fair market value of unquoted equity shares was computed on NAV method based on underlying equity shares of listed entity on reporting date.

Note No. 49 : Financial risk management

(a) Risk management framework

The Company's board of directors has overall responsibility for the establishment and oversight of the Company's risk management framework. The board of directors has established the processes to ensure that executive management controls risks through the mechanism of properly defined framework.

The Company's risk management policies are established to identify and analyse the risks faced by the Company, to set appropriate risk limits and controls and to monitor risks and adherence to limits. Risk management policies and systems are reviewed by the board annually to reflect changes in market conditions and the Company's activities. The Company, through its training and management standards and procedures, aims to maintain a disciplined and constructive control environment in which all employees understand their roles and obligations. The Company is exposed to credit risk, liquidity risk, market risk, foreign currency risk and interest rate risk. The Company's management oversees the management of these risks. The management reviews and agrees policies for managing each of these risks, which are summarised below.

(b) Credit risk

Credit risk is the risk of financial loss to the Company if a customer or counterparty to a financial instrument fails to meet its contractual obligations, and arises principally from the Company's receivables from customers and investments in debt securities.

The carrying amount of financial assets represents the maximum credit exposure. The Company monitor credit risk very closely both in domestic and export market. The Management impact analysis shows credit risk and impact assessment as low.

Trade and other receivables

The Company's exposure to credit risk is influenced mainly by the individual characteristics of each customer. However, management also considers the factors that may influence the credit risk of its customer base, including the default risk of the industry and country in which customers operate.

The Company management has established a credit policy under which each new customer is analysed individually for creditworthiness before the Company's standard payment and delivery terms and conditions are offered. The Company's review includes market check, industry feedback, past financials and external ratings, if they are available, and in some cases bank references. Sale limits are established for each customer and reviewed quarterly. Any sales exceeding those limits require appropriate approval.

The Company's exposure to credit risk is influenced mainly by the individual characteristics of each customer. However, management also considers the factors that may influence the credit risk of its customer base, including the default risk of the industry and country in which customers operate.

The Company establishes an allowance for impairment that represents its expected credit losses in respect of trade and other receivables. The management uses a simplified approach for the purpose of computation of expected credit loss for trade receivables.

As at March 31, 2024

SL. No.	Particulars	Not Due	Less than 6 months	6 months - 1 year	1-2 years	2-3 years	More than 3 years	Total
(i)	ECL Rate	-	0.61%	-	28.57%	52.38%	100.00%	1.59%
(ii)	Gross carrying amount	13,580.09	1,626.26	-	0.03	13.61	229.17	15,449.16
(iii)	ECL simplified approach	-	9.86	-	0.01	7.13	229.17	246.17
(iv)	Net carrying amount	13,580.09	1,616.39	-	0.02	6.48	-	15,202.99

As at March 31, 2024

SL. No.	Particulars	Not Due	Less than 6 months	6 months - 1 year	1-2 years	2-3 years	More than 3 years	Total
(i)	ECL Rate	-	-	-	-	-	100.00%	1.61%
(ii)	Gross carrying rate	11,451.77	2,508.84	11.28	16.30	-	229.17	14,217.36
(iii)	ECL simplified approach	-	-	-	-	-	229.17	229.17
(iv)	Net carrying amount	11,451.77	2,508.84	11.28	16.30	-	-	13,988.19

During the period, the Company has made no write-offs of trade receivables, it does not expect to receive future cash flows or recoveries from collection of cash flows previously written off. The Company also pursue all legal option for recovery of dues wherever necessary based on its internal assessment.

Reconciliation of loss allowance provision – Trade receivables		
Particulars	FY 2023-24	FY 2022-23
Opening balance	229.17	-
Changes in loss allowance (net)	17.00	229.17
Closing balance	246.17	229.17

Financial guarantee contracts

A financial guarantee contract is a contract that requires the issuer to make specified payments to reimburse the holder for a loss it incurs because a specified debtor fails to make payments when due in accordance with the terms of a debt instrument.

The Company manages and controls credit risk by setting limits on the amount of risk it is willing to accept for individual entities within the group, and by monitoring exposures in relation to such limits. It is the responsibility of the Board of Directors to review and manage credit risk.

The Company has, based on current available information and based on the policy approved by the Board of Directors, calculated impairment loss allowance using the Expected Credit Loss (ECL) model to cover the guarantees provided to banks.

The Company has assessed the credit risk associated with its financial guarantee contracts for allowance for Expected Credit Loss (ECL) as at the respective year end. The Company makes use of various reasonable supportive forward-looking parameters which are both qualitative as well as quantitative while determining the change in credit risk and the probability of default.

The Company has developed an ECL Model that takes into consideration the stage of delinquency, Probability of Default (PD), Exposure at Default (EAD) and Loss Given Default (LGD).

- I. Probability of Default (PD): represents the likelihood of default over a defined time horizon. The definition of PD is taken as 90 days past due for all loans.
- II. Exposure at Default (EAD): represents what is the user's likely borrowing at the time of default.
- III. Loss Given Default (LGD): represents expected losses on EAD given the event of default.

Each financial guarantee contract is classified into (a) Stage 1, (b) Stage 2 and (c) Stage 3 (Default or Credit Impaired). Delinquency buckets have been considered as the basis for the staging of all credit exposure under the guarantee contract in the following manner:

Category	Description	Basis for recognising ECL
Stage 1	The group entity has a low risk of default and does not have any past due amounts	12-month ECL
Stage 2	Amount is greater than 30 days past due or there has been a significant increase in credit risk since initial recognition	Lifetime ECL - not credit impaired
Stage 3	Amount is greater than 90 days past due or there has been significant increase in credit risk since initial recognition and is credit impaired	Lifetime ECL - credit impaired

The Company's maximum exposure relating to financial guarantees is Rs. 36,237.26 lakhs (Previous year Rs 42,648.97 lakhs).

Considering the creditworthiness of entities within the group in respect of which financial guarantees have been given to banks, the management believes that the group entities have a low risk of default and do not have any amounts past due. Accordingly, no allowance for expected credit loss needs to be recognised as at respective period-ends.

Investments

Investments are reviewed for any fair valuation loss on a periodic basis and necessary provision/fair valuation adjustments have been made based on the either fair valuation available or valuation carried by the independent valuer, where applicable and the management does not expect any investee entities to fail to meet its obligations. Where book value of any investment became negative, adequate provision for impairment has been provided in the books. Accordingly provision for impairment of investment of Rs 4.50 lakhs (Previous year Rs Nil).

Loans

Credit risk on loans is generally low as the said loans have been given to the group companies and no material impairment loss has been recognized against these loans. The Company management has analysed individually for creditworthiness before the loans are offered.

Cash and bank balances

Credit risk on cash and cash equivalent, deposits with the bank is generally low as the said deposits have been made with the banks who have been assigned high credit rating by international and domestic rating agencies.

Receivable from Government

The Company's receivables from the Government of India/State, credit risk is considered Nil hence, no impairment provision has been made in the books.

Others

Other than trade receivables and other receivables reported above, the Company has no other material financial assets which carries any significant credit risk.

(c) Liquidity risk

Liquidity risk is the risk that the Company will encounter difficulty in meeting the obligations associated with its financial liabilities that are settled by delivering cash or another financial asset. The Company's approach to managing liquidity is to ensure, as far as possible, that it will have sufficient liquidity to meet its liabilities when they are fallen due, under both normal and stressed conditions, without incurring unacceptable losses or risking damage to the Company's reputation.

Prudent liquidity risk management implies maintaining sufficient cash and marketable securities and the availability of funding through an adequate amount of committed credit facilities to meet obligations when due and to close out market positions. Due to the dynamic nature of the underlying businesses, Company treasury maintains flexibility in funding by maintaining availability under committed credit lines.

Management monitors rolling forecasts of the Company's liquidity position (comprising the undrawn borrowing facilities) and cash and cash equivalents on the basis of expected future cash flows. This is generally carried out at business division level and monitored through respective divisional office of the Company in accordance with practice and limits available with the Company. These limits vary to take into account requirement, future cash flow and the liquidity in which the entity operates. In addition, the Company's liquidity management strategy involves projecting cash flows in major currencies and considering the level of liquid assets necessary to meet these, monitoring balance sheet liquidity ratios against internal and external regulatory requirements and maintaining debt financing plans.

(a) Financing arrangements

The Company had access to the undrawn working capital facilities. These facilities may be drawn at any time and may be terminated by the bank without notice. Working capital facilities are in Indian rupee and in foreign currency and have an average maturity period of one year.

(b) Maturities of financial liabilities

The table below provides details regarding the remaining contractual maturities of financial liabilities at the reporting date based on contractual undiscounted payments (excluding transaction cost on borrowings).

As at March 31, 2024

Particulars	Contractual cash flows				
	0 to 1 years	1 to 2 years	2 to 5 years	More than 5 years	Total
Non-derivative financial liabilities					
Borrowings	26,426.95	8,842.89	25,161.13	8,020.37	68,451.34
Lease liabilities	83.70	46.20	-	-	129.90
Trade payables	6,683.99	-	-	-	6,683.99
Other current financial liabilities	3,728.61	-	-	-	3,728.61
Total Non-derivative liabilities	36,923.25	8,889.09	25,161.13	8,020.37	78,993.84

As at March 31, 2023

Particulars	Contractual cash flows				
	0 to 1 years	1 to 2 years	2 to 5 years	More than 5 years	Total
Non-derivative financial liabilities					
Borrowings	25,766.88	8,671.42	26,008.26	15,759.63	76,206.19
Lease liabilities	106.20	83.70	46.20	-	236.10
Trade payables	2,466.71	-	-	-	2,466.71
Other current financial liabilities	3,015.05	-	-	-	3,015.05
Total Non-derivative liabilities	31,354.84	8,755.12	26,054.46	15,759.63	81,924.05

(d) Market risk

Market risk is the risk that changes in market prices – such as foreign exchange rates and interest rates – will affect the Company's income or the value of its holdings of financial instruments. The objective of market risk

management is to manage and control market risk exposures within acceptable parameters, while optimizing the return.

The Company uses derivatives like forward contracts to manage market risks on account of foreign exchange and various debt instruments on account of interest rates. All such transactions are carried out within the guidelines set by the Board of Directors.

(i) Foreign currency risk

The Company is exposed to foreign exchange risk arising from foreign currency transactions, primarily with respect to the USD and EUR. Foreign exchange risk arises from future commercial transactions and recognised assets and liabilities denominated in a currency that is not the company's functional currency (Rs.). The risk is measured through a forecast of highly probable foreign currency cash flows. The objective of the hedges is to minimise the volatility of the Rs. cash flows of highly probable forecast transactions by hedging the foreign exchange inflows on regular basis. The Company also take help from external consultants who for views on the currency rates in volatile foreign exchange markets.

Currency risks related to the principal amounts of the Company's foreign currency payables, have been partially hedged using forward contracts taken by the Company.

In respect of other monetary assets and liabilities denominated in foreign currencies, the Company's policy is to ensure that its net exposure is kept to an acceptable level by buying or selling foreign currencies at spot rates when necessary to address short-term balances.

Exposure to unhedged currency risk

The summary quantitative data about the Company's exposure to unhedged currency risk as reported to the management of the Company is as follows

(Rs. in Lakhs, unless stated otherwise)

Nature	Cross Currency	As at March 31, 2024		As at March 31, 2023	
		Foreign Currency	INR	Foreign Currency	INR
Financial liabilities					
Borrowings	USD : INR	108.68	9,061.42	94.15	7,740.46
Borrowings	EURO : INR	560.37	50,555.17	417.82	37,440.26
		669.05	59,616.59	511.97	45,180.72
Trade payables	USD : INR	41.07	3,424.51	7.45	612.86
Trade payables	EURO : INR	7.99	720.43	8.24	738.73
Interest accrued	USD : INR	1.22	101.84	-	-
Interest accrued	EURO : INR	0.34	30.27	0.37	33.57
		50.62	4,277.05	16.07	1,385.16
Financial assets					
Trade receivables	USD : INR	15.94	1,329.18	1.03	84.91
Trade receivables	EURO : INR	-	-	0.63	56.32
		15.94	1,329.18	1.66	141.23
Net Position					
(Payable) / Receivable	USD : INR	(135.04)	(11,258.59)	(100.57)	(8,268.41)
(Payable) / Receivable	EURO : INR	(568.69)	(51,305.86)	(425.81)	(38,156.24)

Above exclude the followings

Nature	Cross Currency	As at March 31, 2024		As at March 31, 2023	
		Foreign Currency	INR	Foreign Currency	INR
Other Current Liabilities					
Advance from customers	USD : INR	38.35	2,852.19	40.86	3,045.06
Advance from customers	EURO : INR	-	-	0.25	21.72
Advance from customers	GBP : INR	-	-	0.10	10.17
		38.35	2,852.19	41.22	3,076.95
Other Current Assets					
Advance against supplies	USD : INR	0.01	0.83	0.04	3.45
Advance against supplies	EURO : INR	1.09	98.91	6.58	529.92
Advance against supplies	CHF : INR	-	-	0.10	9.06
		1.10	99.74	6.72	542.43

The following significant exchange rates have been applied

Currency	As at March 31, 2024	As at March 31, 2023
USD	83.3739	82.2169
EURO	90.2178	89.6076
GBP	105.2935	101.8728
CHF	92.3750	89.7006

Sensitivity analysis

Every percentage point depreciation / appreciation in the exchange rate for the closing balances between the Indian Rupee and respective currencies would affect the Company's incremental profit before tax and equity, net of tax as per below :

	(Profit) or loss		Equity, net of tax	
	Increase in Movement	Decrease in Movement	Increase in Movement	Decrease in Movement
March 31, 2024				
USD : INR (10% Movement)	1,125.86	(1,125.86)	842.50	(842.50)
EURO : INR (10% Movement)	5,130.59	(5,130.59)	3,839.32	(3,839.32)
March 31, 2023				
USD : INR (10% Movement)	826.84	(826.84)	618.74	(618.74)
EURO : INR (10% Movement)	3,815.62	(3,815.62)	2,855.31	(2,855.31)

(ii) Interest rate risk

The Company's main interest rate risk arises from long-term borrowings with variable rates, which expose the Company to cash flow interest rate risk. During March 31, 2024 and March 31, 2023, the Company's borrowings at variable rate were denominated in Indian Rupees and EURO.

The summary quantitative data about the Company's exposure where the Company has taken interest swap option contract to mitigate interest risk as reported to the management of the Company is as follows
(Rs. in Lakhs, unless stated otherwise)

Nature	Cross Currency	As at March 31, 2024		As at March 31, 2023	
		Foreign Currency	INR	Foreign Currency	INR
Financial liabilities					
Borrowings	EURO : INR	560.37	50,555.17	417.82	37,440.26

Cash flow sensitivity analysis for variable-rate instruments

A reasonably possible change of 50 basis points in interest rates at the reporting date would have increased (decreased) equity and profit or loss by the amounts shown below. This analysis assumes that all other variables, in particular foreign currency exchange rates, remain constant.

Particulars	Increase/ decrease in basis points	Effect on profit before tax	Effect on Equity, after tax
March 31, 2024	50 basis point	189.65	141.92
March 31, 2023	50 basis point	142.58	106.69

(Rs. in Lakhs, unless stated otherwise)

Sl. No.	Particulars	For the year ended March 31, 2024	For the year ended March 31, 2023
---------	-------------	---	---

Note No. 50 : Income tax

50.1 Income tax expenses recognised in Statement of Profit and Loss

Current income tax expense	4,875.61	41,504.78
Deferred tax (benefit)/expense	5,319.11	(19,308.05)
Recognised in Other Comprehensive Income		
Income tax on items that will not be reclassified to profit or loss	5.15	81.59
Total income tax expense recognised in statement of profit and loss for the year	10,199.87	22,278.32



(Rs. in Lakhs, unless stated otherwise)

Sl. No.	Particulars	For the year ended March 31, 2024	For the year ended March 31, 2023
50.2	Reconciliation of estimated income tax expense at Indian statutory income tax rate to income tax expense reported in statement of Profit and Loss		
	Total comprehensive income before income taxes	41,415.62	196,639.01
	Indian statutory income tax rate	25.168%	25.168%
	Estimated income tax expenses	10,423.48	49,490.11
	Tax effect of adjustments to reconcile expected income tax expense to reported income tax expense:		
	Relates to exceptional items	-	(23,141.32)
	Income taxable at lower rate	(134.11)	(2,599.76)
	Non deductible expenses	514.42	542.76
	Dividend income not taxable to the extent dividend distributed	(603.93)	(1,024.88)
	Tax related to earlier years	-	(988.59)
		10,199.86	22,278.32

Note No. 51 : Capital Management

The Company manages its capital structure and makes adjustments in light of changes in economic conditions and the requirements of the financial covenants. To maintain or adjust the capital structure, the Company may adjust the dividend payment to shareholders, return capital to shareholders or issue new shares. The primary objective of the Company's capital management is to maximize the shareholder value. The Company's primary objective when managing capital is to ensure that it maintains an efficient capital structure and healthy capital ratios and safeguard the Company's ability to continue as a going concern in order to support its business and provide maximum returns for shareholders. The Company also proposes to maintain an optimal capital structure to reduce the cost of capital. No changes were made in the objectives, policies or processes during the year ended March 31, 2024 and March 31, 2023.

For the purpose of the Company's capital management, capital includes issued capital, share premium and all other equity reserves. Net debt includes, interest bearing loans and borrowings less cash and short term deposits. The Company monitors capital using gearing ratio, which is net debt divided by total capital as under:

(Rs. in Lakhs, unless stated otherwise)

Sl. No.	Particulars	As at March 31, 2024	As at March 31, 2023
a)	Borrowings	67,988.53	75,590.69
b)	Cash and Cash Equivalents	232.03	669.35
c)	Net debts	67,756.50	74,921.34
d)	Equity Share Capital	4,378.64	4,378.64
e)	Other Equity	5,74,296.24	5,44,963.30
f)	Total equity	5,78,674.88	5,49,341.94
g)	Equity and net debt	6,46,431.38	6,24,263.28

Note No. 52 : Leases
52.1 As a Lessee

52.1.1 There are no income from subleasing right-of-use assets nor any gains or losses from sales and leaseback for the year ended 31 March 2024 (Previous year Nil).

52.1.2 There are no variable lease payments for the year ended March 31, 2024.

52.1.3 On March 31, 2024, lease liabilities were Rs 120.98 lakhs (Previous year Rs 211.00 lakhs).The corresponding interest expense for the year ended March 31,2024 was Rs 16.16 lakhs (Previous year Rs 26.62 lakhs).The portion of the lease payments recognized as a reduction of the lease liabilities and as a cash outflow (undiscounted) from financing activities amounted to Rs 106.20 lakhs for the year ended March 31,2024 (Previous year Rs. 122.60 lakhs).

52.1.4 The maturity profile of the lease liabilities (discounted and undiscounted) as at the end of the year, is as follows:

Particulars	0-1 year	1-3 years	3-5 Years	More than 5 Years	Total
Lease Liabilities (discounted)					
As at March 31,2024	75.91	45.07	-	-	120.98
As at March 31,2023	90.04	120.98	-	-	211.01
Lease Liabilities (undiscounted)					
As at March 31,2024	83.70	46.20	-	-	129.90
As at March 31,2023	106.20	129.90	-	-	236.10

52.2 As a Lessor

52.2.1 The Company has given certain premises on operating lease which can be terminated with 3 months prior notice by either party. The aggregate lease rentals received has been disclosed in note 29.

Note No. 53

(Rs. in Lakhs, unless stated otherwise)

The Company has submitted following quarterly returns / statements with banks, are in agreement with the books of accounts other than followings :

Quarter ending	Balance as per statements				Balance as per books of accounts				Difference				Remarks
	Inventory	Trade Receivables	Advance from Customer	Creditors	Inventory	Trade Receivables	Advance from Customer	Creditors	Inventory	Trade Receivables	Advance from Customer	Creditors	
Jun-23	9,481.85	11,502.34	98.35	3,881.16	10,627.22	10,750.73	3,487.07	4,952.48	(1,145.37)	751.61	(3,388.72)	(1,071.32)	Mainly due to sales reversals at the quarterly reporting, in compliance with IND AS 115, sundry creditors (excluding material) and advances received in foreign currency from certain customers in earlier years were not reported in the stock statement submitted to the bank.
Sep-23	10,084.29	13,504.36	59.91	6,530.68	12,916.08	12,897.92	3,617.84	9,456.67	(2,831.79)	606.44	(3,557.93)	(2,925.99)	
Dec-23	11,727.15	17,062.40	117.67	3,884.29	13,731.77	15,488.38	3,344.29	5,827.86	(2,004.62)	1,574.02	(3,226.62)	(1,943.57)	
Mar-24	9,967.41	15,295.64	41.91	4,161.32	10,987.51	15,202.99	2,942.53	5,735.63	(1,020.10)	92.65	(2,900.62)	(1,574.31)	
Quarter ending	Balance as per statements				Balance as per books of accounts				Difference				Remarks
	Inventory	Trade Receivables	Advance from Customer	Creditors	Inventory	Trade Receivables	Advance from Customer	Creditors	Inventory	Trade Receivables	Advance from Customer	Creditors	
Jun-22	14,674.30	6,629.35	3,884.29	4,982.15	1,08,422.58	26,979.47	22,264.05	19,812.85	(93,748.28)	(20,350.12)	(18,379.76)	(14,830.70)	Mainly due to sales reversals at the quarterly reporting, in compliance with IND AS 115, sundry creditors (excluding material) and advances received in foreign currency from certain customers in earlier years were not reported in the stock statement submitted to the bank.
Sep-22	14,173.81	9,152.81	4,161.32	3,906.33	16,457.43	12,448.84	3,447.84	6,333.94	(2,283.62)	(3,296.03)	713.48	(2,427.61)	
Dec-22	14,047.13	11,744.28	-	4,259.62	14,508.18	15,345.78	3,622.46	5,001.48	(461.05)	(3,601.50)	(3,622.46)	(741.86)	
Mar-23	8,074.87	14,246.58	-	1,211.35	9,162.71	13,988.19	3,284.40	1,103.80	(1,087.84)	258.39	(3,284.40)	107.55	

Note No. 54 : Ratios

Sl. No.	Particulars	Numerator	Denominator	For the year ended March 31, 2024	For the year ended March 31, 2023	% changes in the ratio	Explanation for changes in the ratio by more than 25%
1	Current ratio	Current Assets	Current Liabilities	11.28	11.27	0.04%	
2	Debt-equity ratio	Total Debt	Shareholder's Equity	0.12	0.14	(14.85%)	
3	Debt service coverage ratio	Earning for Debt Service	Debt service	0.14	0.59	(76.80%)	Due to repayment of debts
4	Return on equity ratio	Net Profits after taxes	Average Shareholder's Equity	0.06	0.38	(85.30%)	Due to decrease in profit for the year
5	Inventory turnover ratio	Sales	Average inventory	5.39	5.02	7.49%	
6	Trade receivables turnover ratio	Net Credit Sales	Average trade debtors	3.72	14.22	(73.84%)	Due to decrease in turnover
7	Trade payables turnover ratio	Net Credit Purchases	Average Trade Payables	10.81	7.12	51.89%	Due to decrease in turnover
8	Net capital turnover ratio	Net Sales	Working Capital	0.12	0.65	(81.83%)	Due to decrease in turnover
9	Net profit ratio	Net profit shall be after tax	Net Sales	0.57	0.70	(18.14%)	
10	Return on capital employed	Earning before interest and taxes	Capital Employed	0.07	0.14	(51.21%)	Due to decrease in profit for the year
11	Return on investment	Dividend or gain on sale of investments	Average investments	0.09	0.14	(32.76%)	Due to increase in average value of investment.

Details of numerator and denominator for computing the Ratios

Particulars	Items included in Numerator/Denominator
Current Assets	Trade Receivables+ Inventories+Bank balances and cash and Cash and Cash Equivalents
Current Liabilities	Trade Payables+Short term borrowings+ other liabilities payable within 1 year
Earning for Debt Service	Net Profit after taxes + Non-cash operating expenses like depreciation and other amortizations + Interest + other adjustments like loss on sale of property, plant and equipments etc.
Debt service	Interest & Lease Payments + Principal Repayments of long term borrowings
Net Profits after taxes	Net Profits after taxes – Preference Dividend (if any)
Shareholder's Equity	Equity share capital + Other equity
Average Shareholder's Equity	(Opening + Closing balance) / 2
Average inventory	(Opening + Closing balance) / 2
Net Sales	Net sales consist of gross sales minus sales return.
Average trade debtors	(Opening + Closing balance)/ 2
Net Purchases	Net purchases consist of gross purchases minus purchase return
Average Trade Payables	(Opening Creditors+ Closing Creditors / 2)
Net Sales	Total sales minus Sales returns.
Working Capital	Current assets minus current liabilities.
Earning before interest and taxes	Profit After Tax+Depreciation and Amortization Expense+Interest+Non-Operating Expenses
Capital Employed	Tangible Net Worth + Total Debt + Deferred Tax Liability
Average investments	Average (Non-current Investments + Current investments + Non-current loans receivable + Current loans receivable)



Note No. 55 : Disclosure of investments in subsidiaries / associates

The Company has made Investment in subsidiaries / associates as detailed below:

Sl. No.	Name of companies	Country of Incorporation	Company's Proportion of Interest	
			As at March 31, 2024	As at March 31, 2023
Subsidiaries				
1	Jindal Films India Limited	India	100.00%	100.00%
2	Jindal Imaging Limited	India	100.00%	100.00%
3	Jindal SMI Coated Products Limited (earlier known as Jindal Polypack Limited)	India	100.00%	100.00%
4	Jindal Specialty Films Limited	India	100.00%	100.00%
5	Univerus Poly & Steel Limited	India	100.00%	100.00%
6	"Univerus Commercial Properties Limited (w.e.f. July 20, 2022)"	India	100.00%	100.00%
7	Global Nonwovens Limited (w.e.f March 27, 2023)	India	100.00%	100.00%
8	JPFL Films Private Limited	India	99.97%	99.97%
9	JPF Netherland Investment B.V.(w.e.f July 21,2023)	Foreign	100.00%	NA
Stepdown Subsidiary				
1	Rexor SAS (w.e.f July 21, 2023)	Foreign	100.00%	NA
2	JPF API Laminates UK Limited (w.e.f July 21, 2023)	Foreign	100.00%	NA
3	Jindal Nylon Films S.P.A (w.e.f July 21, 2023)	Foreign	100.00%	NA
4	SMI Coated Products Industry LLC	Foreign	100.00%	100.00%
Associates				
1	Enerlite Solar Films India Private Limited (w.e.f December 31, 2021)	India	33.05%	33.09%
2	Jindal Display Limited (earlier known as Jindal Semiconductor Limited)	India	45.00%	45.00%

Note No. 56 : Event after the balance sheet date

The Board of Directors have recommended a dividend of Rs. 5.50 (Previous year : Rs. 4.30) per equity share aggregating Rs. 2,408.25 Lakhs (Previous year : Rs.1,882.82 Lakhs) for the financial year ended March 31, 2024 and the same is subject to approval of shareholders at the ensuing Annual General Meeting.

Note No. 57 : Scheme of Arrangement

A In previous year, the Company has executed a business transfer transaction with effect from August 2, 2022 wherein the Packaging (plastic) Films Business undertaking of the company was sold / transferred to its subsidiary company JPFL Films Private Limited on slump sale basis and as agreed between the relevant parties on consideration of Rs. 2,43,896.95 lakhs for the same was determined.

Assets and liabilities transferred on slump sale is given below,

(Rs. in Lakhs, unless stated otherwise)

Particulars	Amounts
Assets	
Non current assets	
Property, plant and equipment	1,98,072.18
Capital work-in-progress	3,610.41
Intangible assets	148.33
Other financial assets	449.43
Other non-current assets	3,214.32
Total non current assets	2,05,494.67



JINDAL POLY FILMS LIMITED

(Rs. in Lakhs, unless stated otherwise)

Particulars	Amounts
Current assets	
Inventories	1,04,150.31
Trade receivables	26,000.40
Cash and cash equivalents	11,000.00
Other financial assets	49,464.78
Other current assets	14,926.10
Total current assets	2,05,541.59
Total	4,11,036.26
Non-current liabilities	
Borrowings	1,11,034.40
Other non-current liabilities	65,766.18
Total non current liabilities	1,76,800.58
Current liabilities	
Borrowings	37,824.64
Trade payables	39,064.67
Other financial liabilities	3,600.01
Other current liabilities	19,327.73
Total current liabilities	99,817.05
Total	2,76,617.63
Net assets transferred in slump sale	1,34,418.63
Purchase consideration determined	2,43,896.95
Gain on transfer of packaging business on slump sale	1,09,478.32

B Balance consideration receivable from JPFL Films Private Limited (subsidiary company) on slump sale is receivable any time within a period of 5 years and carries interest @ SBI MCLR +2% per annum.

C The company is in the process of closure/satisfaction of charges against borrowing (fund based and non fund based) transferred/used by the JPFL Films Private Limited.

Note No. 58 : Corporate social responsibility (CSR) expenditure

A) Reconciliation of amount required to be spent / actual spent

(Rs. in Lakhs, unless stated otherwise)

Particulars	For the year ended March 31, 2024	For the year ended March 31, 2023
Amount required to be spent by the Company during the year	2,007.52	2,022.71
Amount of expenditure incurred in current year- Current year projects	(1,672.38)	(1,867.92)
Amount of expenditure incurred in current year- Previous year projects	(120.47)	-
Amount of shortfall/(excess) expenditure incurred in previous year brought forward	148.61	(6.18)
Shortfall / (excess) at the end of the year (A)	363.28	148.61
Reason for shortfall	Due to ongoing projects	Due to ongoing projects



B) Reconciliation of amount deposited u/s 135(6)

(Rs. in Lakhs, unless stated otherwise)

Particulars	For the year ended March 31, 2024	For the year ended March 31, 2023
Opening balance of amount deposited u/s 135(6)	211.32	-
Less: Amount spent from unspent CSR account	120.47	-
Add: Deposited with bank in separate account on April 30, 2024 (Previous year April 28, 2023)	281.63	211.32
Closing balance of amount deposited u/s 135(6) (B)	372.48	211.32
Excess deposit subsequent to balance sheet date (B - A)	9.20	62.71
Interest in unspent CSR account during FY 2023-24 remained to be expended in future	2.62	-

C) Nature of CSR activities

Particulars	For the year ended March 31, 2024	For the year ended March 31, 2023
a) Promoting education, including special education and employment enhancing vocation skills especially among children, women, elderly and the differently abled and livelihood enhancement projects	1,132.18	1,153.00
b) Preventive health care, eradicating hunger, poverty and malnutrition projects and COVID-19 contribution and sanitation	561.19	576.83
c) Ensuring environmental sustainability, ecological balance, protection of flora and fauna, animal welfare, agroforestry, conservation of natural resources and maintaining quality of soil, air and water	49.59	138.09
d) Rural development projects	49.88	-
Total actual expenditure incurred	1,792.84	1,867.92

D) Details of related party transactions in relation to CSR expenditure as per relevant accounting standard

Particulars	For the year ended March 31, 2024	For the year ended March 31, 2023
Nil	Nil	Nil

Note No. 59 : Other disclosures

(a) The Company is not declared wilful defaulter by any bank or financial Institution or other lender during the year.

(b) Relationship with struck off companies [to that extent identified by the management]

The table depicts the details of balance outstanding in respect of transactions undertaken with a company struck-off under section 248 of the Companies Act, 2013:

Current year

Sr. No.	Nature of transaction with struck off company	Name of struck off company	Transaction during the year	Balance outstanding	Relationship with struck off company, if any
1	Investment in securities	Nil	Nil	Nil	Nil
2	Receivables	Nil	Nil	Nil	Nil
3	Payable- written off during the year	Nil	Nil	Nil	Nil

Sr. No.	Nature of transaction with struck off company	Name of struck off company	Transaction during the year	Balance outstanding	Relationship with struck off company, if any
4	Shares held by struck off company (equity shares having face value of Rs 10 each)	Emmel Financial Services Limited	Nil	695 shares	Nil
		Sunshine Holdings Private Limited	Nil	12 shares	Nil
		Voyager 2 Infotech Private Limited	Nil	50 shares	Nil
		Servonics Consultants & Engineers Private Limited	Nil	8 shares	Nil
		Foto Best Private limited	Nil	8 shares	Nil
5	Other outstanding balance	Nil	Nil	Nil	Nil

Previous Year

Sr. No.	Nature of transaction with struck off Company	Name of Struck off Company	Transaction during the year	Balance outstanding	Relationship with struck off Company, if any
1	Investment in securities	Nil	Nil	Nil	Nil
2	Receivables	Nil	Nil	Nil	Nil
3	Payable- written off during the year	Nil	Nil	Nil	Nil
4	Shares held by struck off company	Nil	Nil	Nil	Nil
5	Other outstanding balance	Nil	Nil	Nil	Nil

(c) The company does not have any charges or satisfaction, which is yet to be registered with Registrar of Companies except the following,

As at March 31, 2024

Charge Id	Banker name	Asset under charge	Date of creation	Date of modification	Date of satisfaction	Amount (Rs in lakhs)
100593730	HDFC Bank Limited	Note 1	08-06-2022	-	-	15,000.00
100477518	Bayerische Landesbank	Note 2	24-08-2021	02-09-2021	-	11,000.00
100365944			22-04-2020	-	-	20,000.00
100166205	AKA Ausfuhrkredit-GmbH	Note 3	05-03-2018	17-05-2018	-	22,672.92
10607610	ING Bank		10-08-2015	05-01-2016	-	9,219.51

Note 1 First pari-passu charge on movable and immovable fixed assets (both present and future) located at Nasik, Maharashtra and second Pari-passu charge on current assets (both present and future).

Note 2 First ranking pari passu charge on all present and future movable and immovable assets of the borrower at its Nashik site in the state of Maharashtra in India (except the movable and immovable assets of the borrower pertaining to its global non woven division) as described in detail in the security documents attached.



Note 3 First pari passu charge over fixed assets of the Company, situated at village Mundegaon at village Mukane, Igatpuri, District Nasik in the state of Maharashtra " Nasik Plant")

As at March 31, 2023

Charge Id	Banker name	Asset under charge	Date of creation	Date of modification	Date of satisfaction	Amount (Rs in lakhs)
100593730	HDFC Bank Limited	Note 1	08-06-2022	-	-	15,000.00
100477518	Bayerische Landesbank	Note 2	24-08-2021	02-09-2021	-	11,000.00
100365944			22-04-2020	-	-	20,000.00
100166205	AKA Ausfuhrkredit-GmbH	Note 3	05-03-2018	17-05-2018	-	22,672.92
10607610	ING Bank		10-08-2015	05-01-2016	-	9,219.51

Note 1 First pari-passu charge on movable and immovable fixed assets (both present and future) located at Nasik, Maharashtra and second Pari-passu charge on current assets (both present and future).

Note 2 First ranking pari passu charge on all present and future movable and immovable assets of the borrower at its Nashik site in the state of Maharashtra in India (except the movable and immovable assets of the borrower pertaining to its global non woven division) as described in detail in the security documents attached.

Note 3 First pari passu charge over fixed assets of the Company, situated at village Mundegaon at village Mukane, Igatpuri, District Nasik in the state of Maharashtra "Nasik Plant")

- (d) The Company has complied with the number of layers prescribed under clause (87) of section 2 of the act read with Companies (Restriction on number of layers) Rule, 2017 during the year and in previous year.
- (e) A) The Company has not advanced or loaned or invested (either from borrowed funds or share premium or any other sources or kind of funds) to or in any other persons or entities, including foreign entities ("Intermediaries"), with the understanding, whether recorded in writing or otherwise, that the Intermediaries shall, whether, directly or indirectly lend or invest in other persons or entities identified in any manner whatsoever by or on behalf of the Company ("Ultimate Beneficiaries") or provide any guarantee, security or the like on behalf of the ultimate beneficiaries during the year and in previous year;
- B) The Company has not received any funds from any person or entity, including foreign entities ("Funding Parties"), with the understanding, whether recorded in writing or otherwise, that the Company shall, whether, directly or indirectly, lend or invest in other persons or entities identified in any manner whatsoever by or on behalf of the Funding Party ("Ultimate Beneficiaries") or provide any guarantee, security or the like on behalf of the ultimate beneficiaries during the year and in previous year.
- (f) The Company has not traded or invested in crypto currency or virtual currency during the year and in previous year.
- (g) The Company does not have any transaction, not recorded in the books of accounts that has been surrendered or disclosed as income during the year and in previous year in the tax assessments under the Income Tax Act, 1961.
- (h) The Company is not a Core Investment Company (CIC) as defined in the regulations made by the Reserve Bank of India. The Group has three CICs as part of the Group.



- (i) Borrowings obtained by the Company from banks have been applied for the purposes for which such loans were taken.

Note No. 60

The financial assets of the Company have been growing on account of accumulated cash flows from its businesses and on account of the slump sale of its packaging (plastic) films business in the previous year which have been invested in securities and other financial instruments generating significant income from these investments which has been included in other income.

Note No. 61

The Indian Parliament has approved the Code on Social Security, 2020 which would impact the contributions by the Company towards Provident Fund and Gratuity. The draft rules for the Code on Social Security, 2020 have been released by the Ministry of Labour and Employment on November 13, 2020.

The Company is in the process of assessing the additional impact on Provident Fund contributions and on Gratuity liability contributions and will complete their evaluation and give appropriate impact in the financial statements in the period in which the rules that are notified become effective.

Note No. 62

The Company has used accounting software for maintaining its books of account which has a feature of recording audit trail (edit log) facility and the same has been operated throughout the year for all transactions recorded in the accounting software and the audit trail feature has not been tampered with. However, the feature of recording of audit trail (edit log) facility was not enabled at database level to log any direct data changes for the accounting software used for maintaining the books of account in accounting software.

Note No. 63

Due to sale of packaging (plastic) films business on slump sale basis to a subsidiary with effect from August 2, 2022 current year figures, are not comparable with previous year. Figures for the previous year have been regrouped /rearranged wherever required, to conform current year classifications.

As per our report of even date attached

For and on behalf of the Board of Directors

For Singhi & Co.
Chartered Accountants
Firm Registration No : 302049E

Vijender Kumar Singhal
(Whole Time Director & CFO)
DIN - 09763670

Rathi Binod Pal
(Director)
DIN - 00092049

Bimal Kumar Sipani
Partner
M No : 088926

Ashok Yadav
(Company Secretary)
ACS -14223

Date : May 30, 2024
Place : Noida (Delhi NCR)

Date : May 30, 2024
Place : Gurugram



INDEPENDENT AUDITORS' REPORT

To the Members of Jindal Poly Films Limited

Report on the Audit of the Consolidated Financial Statements

Opinion

We have audited the accompanying consolidated financial statements of Jindal Poly Films Limited (“the Holding Company”) and its subsidiaries (the Holding Company and its subsidiaries together referred to as “the Group”), its associates comprising the Consolidated Balance Sheet as at March 31, 2024, the Consolidated Statement of Profit and Loss (including Other Comprehensive Income), the Consolidated Statement of Changes in Equity and the Consolidated Statement of Cash Flows for the year then ended and notes to the consolidated financial statements including a summary of the material accounting policies and other explanatory information (hereinafter referred to as “the consolidated financial statements”).

In our opinion and to the best of our information and according to the explanations given to us and based on the consideration of reports of the other auditors on separate financial statements of the subsidiaries and other financial information of the subsidiaries referred to in the “Other Matters” section below, the aforesaid consolidated financial statements give the information required by the Companies Act, 2013 (the “Act”) in the manner so required and give a true and fair view in conformity with accounting principles generally accepted in India, of the consolidated state of affairs of the Group as at March 31, 2024, the consolidated profit including other comprehensive income, consolidated changes in equity and its consolidated cash flows for the year ended on that date.

Basis for Opinion

We conducted our audit of the consolidated financial statements in accordance with the Standards on Auditing (SAs), as specified under section 143(10) of the Act. Our responsibilities under those Standards are further described in the ‘Auditor’s Responsibilities for the Audit of the Consolidated Financial Statements’ section of our report. We are independent of the Group in accordance with the ‘Code of Ethics’ issued by the Institute of Chartered Accountants of India together with the ethical requirements that are relevant to our audit of the consolidated financial statements under the provisions of the Act and the Rules thereunder, and we have fulfilled our other ethical responsibilities in accordance with these requirements and the Code of Ethics. We believe that the audit evidence we have obtained is sufficient and appropriate to provide a basis for our audit opinion on the consolidated financial statements.

Key Audit Matters

Key audit matters are those matters that, in our professional judgment, were of most significance in our audit of the consolidated financial statements for the financial year ended March 31, 2024. These matters were addressed in the context of our audit of the consolidated financial statements as a whole, and in forming our opinion thereon, and we do not provide a separate opinion on these matters. We have determined the matters described below to be the key audit matters to be communicated in our report. The results of our audit procedures performed by us and by other auditors of components not audited by us, as reported by them in their audit reports furnished to us by the management, including those procedures performed to address the matters below, provide the basis for our audit opinion on the accompanying consolidated financial statements.

S. N.	Key Audit Matter	Auditor’s Response
1.	Valuation of Non-Current and Current Investments: We refer to notes 5 and 10 to the consolidated financial statements. As at March 31, 2024, the total carrying amount of investments were Rs. 3,89,416.66 lakhs. Investments mainly includes equity shares, preference shares, bonds, Alternate Investment Funds and mutual funds. Fair valuation of unquoted	How our audit addressed the key audit matter: Our audit procedures included updating our understanding of the processes employed by the Company for accounting and valuing their investments. We have reviewed year end confirmation of mutual fund and other depository participants. We have verified that the Group was the recorded owner of all investments. Our audit procedures over the valuation of

S. N.	Key Audit Matter	Auditor's Response
	<p>investments involves significant estimation uncertainty, subjective assumptions and the application of significant judgment. This was an area of focus for our audit and the area where significant audit effort was directed.</p>	<p>the investments included reviewing valuation of all material investments held as at March 31, 2024. We have reviewed those material investments, where probability of realization is very low, should not be carried forward. Based on the audit procedures performed we are satisfied with existence and valuation of investment as at March 31, 2024.</p>
<p>2.</p>	<p>Evaluation of uncertain positions of duty, taxes and cess:</p> <p>Refer Notes 21, 29 and 41.1 to the consolidated financial statements.</p> <p>The Group has material uncertain positions of duty, taxes & cess including matters under dispute which involves significant judgment to determine the possible outcome of these disputes.</p> <p>There are several pending duty, taxes and cess demands against the Group across various jurisdictions. Accordingly, management exercises its judgment in estimation of provision required in respect of such cases. The evaluation of management's judgments, including those that involve estimations in assessing the likelihood that a pending claim will succeed, or a liability will arise, and the quantification of the ranges of potential financial settlement have been a matter of most significance during the current year audit. Accordingly, due to complexity/judgement involved in outcome of these dispute. Uncertain positions of duty, taxes and cess were determined to be a key audit matter in our audit of the consolidated financial statements.</p>	<p>How our audit addressed the key audit matter:</p> <p>We have obtained details of complete duty, taxes and cess assessments and demands raised till signing of this report from management. We considered management's assessment of the validity and adequacy of provisions for uncertain positions of duty, taxes and cess evaluating the basis of assessment and reviewing relevant correspondence and legal advice where available including any information regarding similar cases with the relevant tax authorities. We have discussed the management's assumptions in estimating the provisions and the possible outcome of the disputes.</p> <p>In respect of various duty, taxes and cess demands and liabilities, we assessed the appropriateness of management's assumptions, estimates and disclosure / adjustments in the consolidated financial statements.</p>

Other Information

The Holding Company's Board of Directors are responsible for the other information. The other information comprises the information included in the Director's Report, Report on Corporate Governance, Management's Discussion & Analysis and Business Responsibility and Sustainability Report including Annexures, but does not include the consolidated financial statements and our auditor's report thereon. The annual report is expected to be made available to us after the date of this auditor's report.

Our opinion on the consolidated financial statements does not cover the other information and we do not express any form of assurance conclusion thereon.

In connection with our audit of the consolidated financial statements, our responsibility is to read the other information identified above when it becomes available and, in doing so, consider whether the other information is materially inconsistent with the consolidated financial statements, or our knowledge obtained in the audit or otherwise appears to be materially misstated. If, based on the work we have performed, we conclude that there is a material misstatement of this other information, we are required to report that fact.

When we read the Annual Report, if we conclude that there is a material misstatement therein, we are required to communicate the matter to those charged with governance and take necessary actions, as applicable under the applicable laws and regulations.

Responsibilities of Management for the Consolidated Financial Statements

The Holding Company's Board of Directors is responsible for the matters stated in Section 134(5) of the act with respect to the preparation of these consolidated financial statements that give a true and fair view of the financial position, financial performance including other comprehensive income, consolidated cash flows and consolidated statement of changes in equity of the Group and of its associates in accordance with the accounting principles generally accepted in India, including Indian Accounting Standards (Ind AS) specified under Section 133 of the Act. The respective Board of Directors and Management of the Companies included in the Group and of its associates are responsible for maintenance of adequate accounting records in accordance with the provisions of the Act for safeguarding of the assets of the respective companies included in the Group and of its associates and for preventing and detecting frauds and other irregularities; selection and application of appropriate accounting policies; making judgments and estimates that are reasonable and prudent; and the design, implementation and maintenance of adequate internal financial controls, that were operating effectively for ensuring the accuracy and completeness of the accounting records, relevant to the preparation and presentation of the consolidated financial statements that give a true and fair view and are free from material misstatement, whether due to fraud or error, which have been used for the purpose of preparation of the consolidated financial statements by the Directors of the Holding Company, as aforesaid.

In preparing the consolidated financial statements, the respective Board of Directors and Management of the Companies of the companies included in the Group and of its associates are responsible for assessing the ability of the Group and of its associates to continue as a going concern, disclosing, as applicable, matters related to going concern and using the going concern basis of accounting unless management either intends to liquidate the Company or to cease operations, or has no realistic alternative but to do so.

The respective Board of Directors of the companies included in the Group and of its associates are also responsible for overseeing the financial reporting process of the Group and of its associates.

Auditor's Responsibilities for the Audit of the Consolidated Financial Statements

Our objectives are to obtain reasonable assurance about whether the consolidated financial statements as a whole are free from material misstatement, whether due to fraud or error, and to issue an auditor's report that includes our opinion. Reasonable assurance is a high level of assurance, but is not a guarantee that an audit conducted in accordance with SAs will always detect a material misstatement when it exists. Misstatements can arise from fraud or error and are considered material if, individually or in the aggregate, they could reasonably be expected to influence the economic decisions of users taken on the basis of these consolidated financial statements.

As part of an audit in accordance with SAs, we exercise professional judgment and maintain professional skepticism throughout the audit. We also:

- Identify and assess the risks of material misstatement of the consolidated financial statements, whether due to fraud or error, design and perform audit procedures responsive to those risks, and obtain audit evidence that is sufficient and appropriate to provide a basis for our opinion. The risk of not detecting a material misstatement resulting from fraud is higher than for one resulting from error, as fraud may involve collusion, forgery, intentional omissions, misrepresentations, or the override of internal control.
- Obtain an understanding of internal control relevant to the audit in order to design audit procedures that are appropriate in the circumstances. Under section 143(3)(i) of the Act, we are also responsible for expressing our opinion on whether the Group and of its associates has adequate internal financial controls system with reference to consolidated financial statements, in place and the operating effectiveness of such controls.
- Evaluate the appropriateness of accounting policies used and the reasonableness of accounting estimates and related disclosures made by the management.
- Conclude on the appropriateness of management's use of the going concern basis of accounting and, based on the audit evidence obtained, whether a material uncertainty exists related to events or conditions that may cast significant doubt on the ability of the Group and of its associates to continue as a going concern. If we conclude that

a material uncertainty exists, we are required to draw attention in our auditor's report to the related disclosures in the consolidated financial statements or, if such disclosures are inadequate, to modify our opinion. Our conclusions are based on the audit evidence obtained up to the date of our auditor's report. However, future events or conditions may cause the Group and of its associates to cease to continue as a going concern.

- Evaluate the overall presentation, structure and content of the consolidated financial statements, including the disclosures, and whether the consolidated financial statements represent the underlying transactions and events in a manner that achieves fair presentation.
- Obtain sufficient appropriate audit evidence regarding the financial information of such entities or business activities within the Group and of its associates to express an opinion on the consolidated financial statements, of which we are the independent Auditors. We are responsible for the direction, supervision and performance of the audit of financial information of such entities. For the other entities included in the consolidated financial statements, which have been audited by other Auditors, such other auditors remain responsible for the direction, supervision and performance of the audits carried out by them. We remain solely responsible for our audit opinion. Our responsibilities in this regard are further described in the section titled 'Other Matters' in this audit report.

Materiality is the magnitude of misstatements in the consolidated financial statements that, individually or in aggregate, makes it probable that the economic decisions of a reasonably knowledgeable user of the consolidated financial statements may be influenced. We consider quantitative materiality and qualitative factors in (i) planning the scope of our audit work and in evaluating the results of our work; and (ii) to evaluate the effect of any identified misstatements in the consolidated financial statements.

We communicate with those charged with governance of the Holding Company and such other entities included in the consolidated financial statements of which we are independent auditors regarding, among other matters, the planned scope and timing of the audit and significant audit findings, including any significant deficiencies in internal control that we identify during our audit.

We also provide those charged with governance with a statement that we have complied with relevant ethical requirements regarding independence, and to communicate with them all relationships and other matters that may reasonably be thought to bear on our independence, and where applicable, related safeguards.

From the matters communicated with those charged with governance, we determine those matters that were of most significance in the audit of the consolidated financial statements for the financial year ended March 31, 2024 and are therefore the key audit matters. We describe these matters in our auditor's report unless law or regulation precludes public disclosure about the matter or when, in extremely rare circumstances, we determine that a matter should not be communicated in our report because the adverse consequences of doing so would reasonably be expected to outweigh the public interest benefits of such communication.

Other Matters

- a. We did not audit the financial statements of six subsidiaries, whose financial statements include total assets of Rs. 21,639.00 Lakhs as at March 31, 2024, total revenues from operation of Rs. 1,338.33 Lakhs, total net profit/(loss) after tax of Rs. (386.09) Lakhs, total comprehensive income of Rs. (386.09) Lakhs, for the year ended on that date respectively, and net cash outflows of Rs. 7.17 Lakhs for the year ended March 31, 2024, as considered in the Consolidated Financial Statement which have been audited by other auditors, whose reports have been furnished to us by the management and our conclusion on the Consolidated Financial Statement, in so far as it relates to the amounts and disclosures included in report respect of these subsidiaries and our report in terms of sub-section (3) of section 143 of the Act, in so far as it relates to the aforesaid subsidiaries are based solely on the reports of the other auditors.
- b. A foreign subsidiary, whose consolidated financial statements include total assets of Rs. 49,872.56 lakhs as at March 31, 2024, total revenues of Rs. 37,756.37 Lakhs, total net profit/(loss) after tax of Rs. Rs. (2,788.37) Lakhs, total comprehensive income of Rs. (2,788.37) Lakhs, for the period July 21, 2023 to March 31, 2024 respectively, and net cash outflows of Rs. 1,020.32 Lakhs for period July 21, 2023 to March 31, 2024, as considered in the Consolidated

Financial Statements which have been audited by its auditor. The subsidiary is located outside India whose financial statements and other financial information have been prepared in accordance with the accounting principles generally accepted in the country of incorporation and which have been audited by other auditor under generally accepted auditing standards applicable in its country. The Holding Company's management has converted the financial statements of subsidiary located outside India from accounting principles generally accepted in its country of incorporation to accounting principles generally accepted in India. We have audited conversion adjustments made by the Holding Company's management. Our opinion in so far as it relates to the balances and affairs of the subsidiary located outside India is based on the report of its auditor and the conversion adjustments prepared by the management of the Holding Company and audited by us.

- c. A foreign step-down subsidiary, whose financial statements include total assets of Rs. 3,247.19 lakhs as at March 31, 2024, total revenues of Rs. 5,873.09 Lakhs, total net profit after tax of Rs. 278.98 Lakhs, total comprehensive income of Rs.331.68 Lakhs, for the year ended on that date, and net cash outflows of Rs. 148.55 Lakhs for the year ended March 31, 2024, as considered in the Consolidated Financial Statements which have been audited by its auditor. The subsidiary is located outside India whose financial statements and other financial information have been prepared in accordance with the accounting principles generally accepted in its country of incorporation and which have been audited by other auditor under generally accepted auditing standards applicable in its country of incorporation. The Holding Company's management has converted the financial statements of subsidiary located outside India from accounting principles generally accepted in its country of incorporation to accounting principles generally accepted in India. We have audited conversion adjustments made by the Holding Company's management. Auditor's report on the financial statements of the entity has been furnished to us by the management and our opinion on the Consolidated Financial Statement in so far as it relates to the amounts and disclosures included in respect of the subsidiary is based solely on the report of such auditor.
- d. Two associates whose audited financial statements include Group's share of total net gain/(loss) after tax of Rs (62.40) Lakhs and Group's share of total comprehensive income of Rs. (62.40) Lakhs for the year ended March 31, 2024 respectively, as considered in the Consolidated Financial Statement which have been audited by other auditors, whose report has been furnished to us by the management and our conclusion on the Consolidated Financial Statement, in so far as it relates to the amounts and disclosures included in report respect of these associates and our report in terms of sub-section (3) of section 143 of the Act, in so far as it relates to the aforesaid associates are based solely on the reports of the other auditors.

Our opinion on the consolidated financial statements, and our report on Other legal and regulatory requirements below, is not modified in respect of the above matters with respect to our reliance on the work done and the report of the other auditor.

Report on Other Legal and Regulatory Requirements

1. As required by the companies (Auditor's Report) Order, 2020 ("the Order") issued by the Central Government of India in terms of Section 143(11) of the Act, we give in the "Annexure-A" a statement on the matters specified in paragraphs 3 and 4 of the Order, to the extent applicable.
2. A. As required by Section 143(3) of the Act, based on our audit and on the consideration of report of the other auditors on separate financial statements and the other financial information of subsidiaries, as noted in the 'other matter' paragraph, we report, to the extent applicable, that:
 - (a) We have sought and obtained all the information and explanations which to the best of our knowledge and belief were necessary for the purposes of our audit of the aforesaid consolidated financial statements;
 - (b) In our opinion, proper books of account as required by law relating to preparation of the aforesaid consolidated financial statements have been kept so far as it appears from our examination of those books except for the matters stated in paragraph 2(B)(f) below reporting under Rule 11 (g) of the Companies (Audit and Auditors) Rules 2014;
 - (c) The Consolidated Balance Sheet, the Consolidated Statement of Profit & Loss including Other Comprehensive Income, the Consolidated Statement of Changes in Equity and the Consolidated Statement of Cash Flows

- dealt with by this Report are in agreement with the books of account maintained for the purpose of preparation of the consolidated financial statements;
- (d) In our opinion, the aforesaid consolidated financial statements comply with the Indian Accounting Standards (Ind AS) specified under Section 133 of the Act;
 - (e) On the basis of the written representations received from the Directors of the Holding Company as on March 31, 2024 taken on record by the Board of Directors of the Holding Company and the reports of the Statutory Auditors of its subsidiary companies and associates incorporated in India, none of the Directors of the Group companies and associates incorporated in India is disqualified as on March 31, 2024 from being appointed as a director in terms of Section 164(2) of the Act;
 - (f) The modifications relating to the maintenance of accounts and other matters connected therewith are as stated in the paragraph 2A(b) above on reporting under Section 143(3)(b) of the Act and paragraph 2B(f) below on reporting under Rule 11(g) of the Companies (Audit and Auditors) Rules, 2014.
 - (g) With respect to the adequacy and the operating effectiveness of the internal financial controls with reference to these consolidated financial statements of the Holding Company and its subsidiary companies incorporated in India, refer to our separate Report in "Annexure B" to this report;
- B. With respect to the other matters to be included in the Auditor's Report in accordance with Rule 11 of the Companies (Audit and Auditors) Rules, 2014, as amended, in our opinion and to the best of our information and according to the explanations given to us and based on the consideration of the report of the other auditors on separate financial statements and also other financial information of subsidiary companies:
- (a) The consolidated financial statements disclose the impact of pending litigations on its consolidated financial position of the Group in its consolidated financial statements – Refer Note 40.1 to the consolidated financial statements;
 - (b) The Group has made provision for material foreseeable losses on long-term contracts including derivative contracts;
 - (c) There has been no delay in transferring amounts, required to be transferred, to the Investor Education and Protection Fund by the Group.
 - (d) i. The respective managements of the Holding Company and its subsidiaries incorporated in India, whose financial statements have been audited under the Act, have represented to us and to the other auditors of such subsidiaries, that to the best of their knowledge and belief, as disclosed in the Note 59(h) to the consolidated financial statements, no funds have been advanced or loaned or invested (either from borrowed funds or share premium or any other sources or kind of funds) by the Holding Company or any of such subsidiaries to or in any other persons or entities, including foreign entities ("Intermediaries"), with the understanding, whether recorded in writing or otherwise, that the Intermediary shall, directly or indirectly lend or invest in other persons or entities identified in any manner whatsoever by or on behalf of the Holding Company or any of such subsidiaries ("Ultimate Beneficiaries") or provide any guarantee, security or the like on behalf of the Ultimate Beneficiaries.
 - ii. The respective managements of the Holding Company and its subsidiaries incorporated in India, whose financial statements have been audited under the Act, have represented to us and to the other auditors of such subsidiaries that, to the best of their knowledge and belief, as disclosed in the Note 59(h) to the consolidated financial statements, no funds have been received by the Holding Company or any of such subsidiaries from any persons or entities, including foreign entities ("Funding Parties"), with the understanding, whether recorded in writing or otherwise, that the Holding Company or any of such subsidiaries shall, directly or indirectly, lend or invest in other persons or entities identified in any manner whatsoever by or on behalf of the Funding Party ("Ultimate Beneficiaries") or provide any guarantee, security or the like on behalf of the Ultimate Beneficiaries.
- e. Based on audit procedures performed that have been considered reasonable and appropriate in the circumstances performed by us and that performed by the auditors of the subsidiaries incorporated in India whose

financial statements have been audited under the Act, nothing has come to our or other auditors notice that has caused us or the auditors to believe that the representations under sub-clause (i) and (ii) of rule 11(e) as provided under (a) and (b) above, contain any material misstatement.

- f. As stated in Note 51 to the consolidated financial statements -
- a) The dividend proposed in the previous year, declared and paid by the Holding Company during the year is in accordance with Section 123 of the Act, as applicable.
 - b) The Board of Directors of the Holding Company have proposed dividend for the year which is subject to the approval of the members at the ensuing Annual General Meeting. The amount of dividend proposed is in accordance with Section 123 of the Act, as applicable.
 - c) Subsidiary Companies have not paid or declared or proposed any dividend during the year.
- g. Based on our examination, which included test checks, and that performed by the respective auditors of the subsidiary companies, stepdown subsidiary companies and associate companies which are companies incorporated in India whose financial statements/financial information have been audited under the Act, the Holding Company, its subsidiary companies, step-down subsidiary companies and associate company have used accounting software for maintaining its books of account which has a feature of recording audit trail (edit log) facility and the same has been operated throughout the year for all transactions recorded in the accounting software and the audit trail feature has not been tampered with. However, in case of holding company and two subsidiaries, the feature of recording of audit trail (edit log) facility was not enabled at database level to log any direct data changes for the accounting software used for maintaining the books of account in accounting software.

As proviso to Rule 3(1) of the Companies (Accounts) Rules, 2014 is applicable from April 1, 2023, reporting under Rule 11(g) of the Companies (Audit and Auditors) Rules, 2014 on preservation of audit trail as per the statutory requirements for record retention is not applicable for the financial year ended March 31, 2024.

C. In our opinion and based on the reports of the statutory auditors of subsidiary companies incorporated in India, the remuneration paid/provided during the year by the Holding Company and its subsidiary companies incorporated in India, to its directors is in accordance with the provisions of section 197 of the Act.

For Singhi & Co.
Chartered Accountants
Firm Reg. No. 302049E

Bimal Kumar Sipani
Partner

Membership No. 088926
UDIN : 24088926BKELYL8693

Date: May 30, 2024
Place: Noida (Delhi – NCR)

Annexure A to Independent Auditor’s Report of even date to the members of Jindal Poly Films Limited on the Consolidated Financial Statements as of and for the year ended on March 31, 2024 (refer to in paragraph 1 of our report on other legal and regulatory requirements)

With respect to the matters specified in clause (xxi) of paragraph 3 and paragraph 4 of the Companies (Auditor’s Report) Order, 2020 issued by the Central Government in terms of Section 143(11) of the Act, according to the information and explanations given to us, and based on the CARO reports issued by us and the auditors of respective subsidiary companies and associates incorporated in India included in the consolidated financial statements, as provided to us by the management of the Holding Company, we report that there are no qualifications or adverse remarks by the respective auditors in their reports of the said respective companies included in the consolidated financial statements except for the following:

S. No.	Name	CIN	Holding/ Subsidiary/ Associate	Clause no. of the CARO report which is qualified or adverse
1.	Jindal Poly Films Limited	L17111UP1974PLC003979	Holding	i(a)(A), i(b), i(c), ii(b), iii(c), iii(d), xiv(a)
2.	Universus Poly & Steel Limited	U25200DL2021PLC380750	Subsidiary	xvii
3.	Jindal Imaging Limited	U24299DL1999PLC099183	Subsidiary	xvii
4.	Universus Commercial Properties Limited	U70109DL2022PLC402062	Subsidiary	xvii
5.	Jindal Specialty Films Limited	U25111DL2020PLC374641	Subsidiary	xvii
6.	Global Nonwovens Limited	U17299UP2021PLC148743	Subsidiary	xvii
7.	JPFL Films Private Limited	U74999DL2018PTC341022	Subsidiary	i(a)(A), i(c), ii(a), ii(b), xiii, xiv(a), xvii
8.	Jindal Films India Limited	U25199DL2010PLC210480	Subsidiary	xvi(a)
9.	Jindal SMI Coated Products Limited	U25209MH2021PLC387755	Subsidiary	i(a)(A), i(b), ii(b), iii(c), xiii, xiv
10.	Enerlite Solar Films India Private Limited	U24200DL2020PTC373881	Associate	ii(b), xvii
11.	Jindal Display Limited (earlier known as Jindal Semiconductor Limited)	U26401WB2022PLC252221	Associate	xvii

Annexure B to Independent Auditor’s Report of even date to the members of Jindal Poly Films Limited on the Consolidated Financial Statements as of and for the year ended on March 31, 2024 (refer to in paragraph 2(A) (g) of our report on other legal and regulatory requirements)

We have audited the internal financial controls over financial reporting of Jindal Poly Films Limited (“the Holding Company”) and its subsidiary companies incorporated in India (the Holding Company and its subsidiaries together referred to as “the Group”), as of March 31, 2024 in conjunction with our audit of the consolidated financial statements of the Holding Company for the year ended on that date.

Management’s Responsibility for Internal Financial Controls

The respective Board of Directors of the Holding Company and its subsidiary companies incorporated in India are responsible for establishing and maintaining internal financial controls based on the internal control over the financial reporting criteria established by the respective Company considering the essential components of internal control stated in the Guidance Note on Audit of Internal Financial Controls over Financial Reporting issued by the Institute of Chartered Accountants of India. These responsibilities include the design, implementation and maintenance of adequate internal financial controls that were operating effectively for ensuring the orderly and efficient conduct of its business, including adherence to respective Company’s policies, the safeguarding of its assets, the prevention and detection of frauds and errors, the accuracy and completeness of the accounting records, and the timely preparation of reliable financial information, as required under the Companies Act, 2013.

Auditor’s Responsibility

Our responsibility is to express an opinion on the Company’s internal financial controls with reference to consolidated financial statements based on our audit. We conducted our audit in accordance with the Guidance Note on Audit of In-

ternal Financial Controls Over Financial Reporting (the “guidance Note”) and the Standards on Auditing, issued by ICAI and deemed to be prescribed under section 143(10) of the Companies Act, 2013, to the extent applicable to as audit of internal financial controls. Those standards and the Guidance Note require that we comply with ethical requirements of and plan and perform the audit to obtain reasonable assurance about whether adequate internal financial controls with reference to consolidated financial statements was established and maintained and if such controls operated effectively in all material respects.

Our audit involves performing procedures to obtain audit evidence about the adequacy of the internal financial controls system with reference to consolidated financial statements and their operating effectiveness. Our audit of internal financial controls with reference to consolidated financial statement included obtaining an understanding of internal financial controls with reference to consolidated financial statement, assessing the risk that a material weakness exists, and testing and evaluating the design and operating effectiveness of internal control based on the assessed risk. The procedures selected depend on the auditor’s judgement, including the assessment of the risks of material misstatement of the consolidated financial statements, whether due to fraud or error.

We believe that the audit evidence we have obtained is sufficient and appropriate to provide a basis for our audit opinion on the Company’s internal financial controls system with reference to consolidated financial statements.

Meaning of Internal Financial Controls with reference to consolidated financial statements

A Company’s internal financial control over with reference to consolidated financial statements is a process designed to provide reasonable assurance regarding the reliability of financial reporting and the preparation of consolidated financial statements for external purposes in accordance with generally accepted accounting principles. A company’s internal; financial control with reference to consolidated financial statements includes those policies and procedures that (1) pertain to the maintenance of records that, in reasonable detail, accurately and fairly reflect the transactions and dispositions of the assets of the company ; (2) provide reasonable assurance that transactions are recorded as necessary to permit preparation of consolidated financial statements in accordance with generally accepted accounting principles, and that receipts and expenditures of the company are being made only in accordance with authorization of management and directors of the company ; and (3) provide reasonable assurance regarding prevention or timely detection of unauthorized acquisition, use, or disposition of the company’s assets that could have a material effect on the consolidated financial statements.

Inherent Limitations of Internal Financial Controls with reference to consolidated financial statements

Because of the inherent limitations of Internal Financial Controls with reference consolidated financial statements, including the possibility of collusion or improper management override of controls, material misstatements due to error or fraud may occur and not be detected. Also, projections of any evaluation of the internal financial controls over financial reporting to future periods are subject to the risk that the internal financial controls with reference to consolidated financial statements may become inadequate because of changes in conditions, or that the degree of compliance with the policies or procedures may deteriorate.

Opinion

In our opinion to the best of our information and according to the explanations given to us and based on the consideration of the reports of the other auditors referred to in the “ Other Matters” paragraph below, the Holding Company and its subsidiary companies incorporated in India, have, in all material respects, an adequate internal financial controls with reference to consolidated financial statements and such internal financial controls with reference to consolidated financial statements were operating effectively as at March 31, 2024, based on the criteria for internal financial control with reference to consolidated financial statements established by the respective companies considering the essential components of internal control stated in the Guidance Note on Audit of Internal Financial Controls Over Financial Reporting issued by the Institute of Chartered Accountants of India. However, same need to be further strengthened by incorporating more controls related to entity level controls, process level controls and controls related to consolidated financial statements review and closure process.

For Singhi & Co.
Chartered Accountants
Firm Reg. No. 302049E

Bimal Kumar Sipani
Partner

Membership No. 088926
UDIN : 24088926BKELYL8693

Date: May 30, 2024
Place: Noida (Delhi – NCR)



CONSOLIDATED BALANCE SHEET AS AT MARCH 31, 2024

(Rs. in Lakhs, unless stated otherwise)

Particulars	Note	As at March 31, 2024	As at March 31, 2023
Assets			
(1) Non-current assets			
(a) Property, plant and equipment	4	3,12,987.81	3,03,045.74
(b) Capital work-in-progress	4A	20,289.03	9,242.18
(c) Right of use assets	4B	5,266.00	1,827.06
(d) Intangible assets	4C	4,078.82	125.53
(e) Financial assets			
(i) Investments	5	25,077.86	97,538.14
(ii) Loans	6	1,804.36	-
(iii) Other financial assets	7	10,036.58	763.82
(f) Deferred tax assets (net)	22B	18,060.32	7,970.80
(g) Other non-current assets	8	5,642.74	9,610.66
Sub Total		4,03,243.52	4,30,123.93
(2) Current assets			
(a) Inventories	9	1,14,671.71	1,00,887.38
(b) Financial assets			
(i) Investments	10	3,64,338.78	2,66,411.56
(ii) Trade receivables	11	35,497.15	24,763.49
(iii) Cash and cash equivalents	12	1,796.37	1,180.85
(iv) Bank balances other than (iii) above	13	9,768.72	4,950.17
(v) Loans	14	9,384.27	41,291.54
(vi) Other financial assets	15	1,01,857.87	75,642.25
(c) Current tax assets (net)	16	6,137.98	5,148.59
(d) Other current assets	17	9,235.45	11,446.76
Sub Total		6,52,688.30	5,31,722.59
Total assets		10,55,931.82	9,61,846.52
Equity and liabilities			
(1) Equity			
(a) Equity share capital	18	4,378.64	4,378.64
(b) Other equity		3,95,066.79	4,16,372.27
Equity attributable to owners of the Group		3,99,445.43	4,20,750.91
Non Controlling Interests		-	-
Sub Total		3,99,445.43	4,20,750.91
(2) Non-current liabilities			
(a) Financial liabilities			
(i) Borrowings	19	3,13,188.89	3,29,091.19
(ii) Lease liabilities	20	3,401.07	120.97
(b) Provisions	21	1,235.37	-
(c) Deferred tax liabilities (net)	22A	15,863.67	10,366.03
(d) Other non-current liabilities	23	1,17,916.36	74,931.59
Sub Total		4,51,605.36	4,14,509.78



JINDAL POLY FILMS LIMITED

Particulars	Note	(Rs. in Lakhs, unless stated otherwise)	
		As at March 31, 2024	As at March 31, 2023
(3) Current liabilities			
(a) Financial liabilities			
(i) Borrowings	24	1,29,825.48	79,163.24
(ii) Lease liability	25	432.71	90.04
(iii) Trade Payables	26		
-total outstanding dues of micro enterprises and small enterprises		1,311.16	451.15
-total outstanding dues of creditors other than micro enterprises and small enterprises		35,478.61	17,465.78
(iv) Other financial liabilities	27	10,700.86	9,250.27
(b) Other current liabilities	28	26,750.17	19,933.49
(c) Provisions	29	249.68	-
(d) Current tax liabilities (net)	30	132.36	231.87
Sub Total		<u>2,04,881.03</u>	<u>1,26,585.83</u>
Total equity and liabilities		<u>10,55,931.82</u>	<u>9,61,846.52</u>
Summary of material accounting policies	1-3		
Other notes on consolidated financial statements	41-63		

The accompanying notes are an integral part of the consolidated financial statements

For and on behalf of the Board of Directors

For Singhi & Co.
Chartered Accountants
Firm Registration No : 302049E

Vijender Kumar Singhal
(Whole Time Director & CFO)
DIN - 09763670

Rathi Binod Pal
(Director)
DIN - 00092049

Bimal Kumar Sipani
Partner
M No : 088926

Ashok Yadav
(Company Secretary)
ACS -14223

Date : May 30, 2024
Place : Noida (Delhi NCR)

Date : May 30, 2024
Place : Gurugram



CONSOLIDATED STATEMENT OF PROFIT AND LOSS FOR THE YEAR ENDED MARCH 31, 2024

(Rs. in Lakhs, unless stated otherwise)

Particulars	Note	For the year ended March 31, 2024	For the year ended March 31, 2023
I. Income			
Revenue from operations	31	3,92,556.97	4,69,687.19
Other income	32	47,792.87	64,729.81
Total Income (I)		<u>4,40,349.84</u>	<u>5,34,417.00</u>
II. Expenses			
Cost of materials consumed	33	2,90,787.31	3,27,544.30
Purchase of stock-in-trade	34	177.53	1,916.77
Changes in inventories of finished goods, work-in-progress and stock-in-trade	35	(5,631.35)	2,095.82
Employee benefits expense	36	25,523.74	15,726.59
Finance costs	37	17,100.00	14,827.66
Depreciation and amortization	38	21,415.78	17,429.92
Others expenses	39	81,819.98	86,361.75
Total Expenses (II)		<u>4,31,192.99</u>	<u>4,65,902.81</u>
III. Profit before exceptional items, share of net profits of associates and tax (I - II)		<u>9,156.85</u>	<u>68,514.19</u>
IV. Share of net profit/(loss) of associates accounted for using the equity method		<u>(62.40)</u>	<u>(276.34)</u>
V. Profit before exceptional items and tax (III + IV)		<u>9,094.45</u>	<u>68,237.85</u>
VI. Exceptional items gain/(loss)	53	-	(22,697.19)
VII. Profit before tax (V + VI)		<u>9,094.45</u>	<u>45,540.66</u>
VIII. Tax expense			
Current tax		5,201.41	43,007.71
Deferred tax		(3,256.63)	(29,359.63)
Total tax expense		<u>1,944.78</u>	<u>13,648.08</u>
IX. Profit for the year (VII-VIII)		<u>7,149.67</u>	<u>31,892.58</u>
X. Other comprehensive income			
A Items that will not be reclassified to profit or loss (net of tax thereon)			
- Remeasurements of post employment benefit obligations		(16.40)	130.21
- Income tax relating to these items		(11.47)	(32.77)
B Items that may be reclassified to profit or loss (net of tax thereon)			
- Exchange differences on translating the results and net assets of foreign operations		(385.03)	144.27
- Income tax relating to these items		-	(36.31)
Other comprehensive income for the year, net of tax		<u>(412.90)</u>	<u>205.40</u>
IX. Total comprehensive income for the year (IX + X)		<u>6,736.77</u>	<u>32,097.98</u>
XII. Profit for the year attributable to :			
Owners of the parent		7,149.67	31,898.98
Non-controlling interests		-	(6.41)
		<u>7,149.67</u>	<u>31,892.58</u>
Other comprehensive income for the year attributable to :			
Owners of the parent		(412.90)	205.42
Non-controlling interests		-	(0.02)
		<u>(412.90)</u>	<u>205.40</u>



JINDAL POLY FILMS LIMITED

Particulars	Note	(Rs. in Lakhs, unless stated otherwise)	
		For the year ended March 31, 2024	For the year ended March 31, 2023
Total comprehensive income for the year attributable to :			
Owners of the parent		6,736.77	32,104.41
Non-controlling interests		-	(6.43)
		<u>6,736.77</u>	<u>32,097.98</u>
X. Earnings per Equity Share (face value of Rs 10/- each) on Net Profit, attributable to owners of Parent			
Basic (in Rs.)	40	16.33	72.85
Diluted (in Rs.)	40	16.33	72.85
Summary of material accounting policies	1-3		
Other notes on consolidated financial statements	41-63		

The accompanying notes are an integral part of the consolidated financial statements

For and on behalf of the Board of Directors

For Singhi & Co.
Chartered Accountants
Firm Registration No : 302049E

Vijender Kumar Singhal
(Whole Time Director & CFO)
DIN - 09763670

Rathi Binod Pal
(Director)
DIN - 00092049

Bimal Kumar Sipani
Partner
M No : 088926

Ashok Yadav
(Company Secretary)
ACS -14223

Date : May 30, 2024
Place : Noida (Delhi NCR)

Date : May 30, 2024
Place : Gurugram

STATEMENT OF CHANGES IN EQUITY FOR THE YEAR ENDED MARCH 31, 2024
(a) Equity Share Capital and reconciliation of number of share outstanding at the beginning and end of the year :

	Balance as at March 31, 2024		Balance as at March 31, 2023	
	Number of Shares	Rs. in Lakhs	Number of Shares	Rs. in Lakhs
Balance as at the beginning of the year	4,37,86,413	4,378.64	4,37,86,413	4,378.64
Changes in equity share capital due to prior period errors	-	-	-	-
Restated balance at the beginning of the year	4,37,86,413	4,378.64	4,37,86,413	4,378.64
Changes in equity share capital during the year	-	-	-	-
Balance as at the end of the year	4,37,86,413	4,378.64	4,37,86,413	4,378.64

(Rs. in lakhs, unless stated otherwise)

Particulars	Reserve & Surplus							Other Comprehensive Income	Total Other Equity
	Capital Reserve	Securities Premium Reserve	Capital Redemption Reserve	Amalgamation Reserve	General Reserve	Retained Earnings	Equity component of Compound Financial Instrument		
Balance as at March 31, 2022	6,469.05	21,069.36	11,518.82	4,228.32	42,306.99	2,93,353.28	-	0.00	3,78,945.82
Change in accounting policy / prior period errors	-	-	-	-	-	-	-	-	-
Restated balance at the beginning of the previous reporting year	6,469.05	21,069.36	11,518.82	4,228.32	42,306.99	2,93,353.28	-	0.00	3,78,945.82
Profit for the year	-	-	-	-	-	31,892.58	-	-	31,892.58
Other comprehensive income for the year	-	-	-	-	-	97.44	-	107.96	205.40
Total comprehensive income for the year	-	-	-	-	-	31,990.02	-	107.96	32,097.98
Equity component of compulsory convertible preference shares (net of tax)	-	-	-	-	-	-	6,700.00	-	6,700.00
Capital reserve on acquisition of a Group (Refer note 51 C)	817.79	-	-	-	-	-	-	-	817.79
Dividends declared and paid for financial year 2021-22	-	-	-	-	-	(2,189.32)	-	-	(2,189.32)
Balance as at March 31, 2023	7,286.84	21,069.36	11,518.82	4,228.32	42,306.99	3,23,153.98	6,700.00	107.96	4,16,372.27
Change in accounting policy / prior period errors	-	-	-	-	-	-	-	-	-
Restated balance at the beginning of the current reporting year	7,286.84	21,069.36	11,518.82	4,228.32	42,306.99	3,23,153.98	6,700.00	107.96	4,16,372.27
Profit for the year	-	-	-	-	-	7,149.67	-	-	7,149.67
Other comprehensive income for the year	-	-	-	-	-	(27.86)	-	(385.03)	(412.89)
Total comprehensive income for the year	-	-	-	-	-	7,121.81	-	(385.03)	6,736.78



(Rs. in lakhs, unless stated otherwise)

OTHER EQUITY	Particulars	Reserve & Surplus						Other Comprehensive Income	Total Other Equity
		Capital Reserve	Securities Premium Reserve	Capital Redemption Reserve	Amalgamation Reserve	General Reserve	Retained Earnings		
	Reinstatement gain/(loss) of reserve of a subsidiary	-	-	-	-	-	108.99	-	108.99
	Reserve acquired on business combination (Refer note 51A)	(39,675.57)	-	-	-	-	13,471.36	(64.22)	(26,268.43)
	Dividends declared and paid for financial year 2022-23	-	-	-	-	-	(1,882.82)	-	(1,882.82)
	Balance as at March 31, 2024	(32,388.73)	21,069.36	11,518.82	4,228.32	42,306.99	341,973.33	(341.29)	395,066.79

Capital Reserve: Represents difference between issue price of shares and value of net assets of transferor Group acquired in earlier years which can be utilised in accordance with the provisions of the Companies Act, 2013 and also include capital reserve arise on business combination under common control.

Securities Premium: Represents the premium received on issue of shares and can be utilized in accordance with the provisions of the Companies Act, 2013.

Capital Redemption Reserve: Created on redemption of preference shares in earlier years and can be utilised in accordance with the provisions of the Companies Act, 2013.

Amalgamation Reserve: Represents difference between nominal issue price of shares and value of net assets of transferee companies, pursuant to the scheme of amalgamation in the year 1999-2000 and can be utilised in accordance with the provisions of the Companies Act, 2013.

General Reserve: The Group appropriates a portion to general reserve out of the profits as decided by the board of directors and can be utilized in accordance with the provisions of the Companies Act, 2013.

Retained Earnings: Retained earnings are profits earned by the Group after transfer to general reserve and payment of dividend to shareholders.

Equity component of compound financial instrument: represent residual amount after deducting debt component from the fair value of the compulsory convertible preference share (compound financial instrument) and shall be transferred to share capital account on conversion of preference share.

The accompanying notes are an integral part of the consolidated financial statements

For and on behalf of the Board of Directors

For Singhi & Co.
Chartered Accountants
Firm Registration No : 302049E

Vijender Kumar Singhal
(Whole Time Director & CFO)
DIN - 09763670

Rathi Binod Pal
(Director)
DIN - 00092049

Bimal Kumar Sipani
Partner
M No : 088926

Ashok Yadav
(Company Secretary)
ACS - 14223

Date : May 30, 2024
Place : Noida (Delhi NCR)

Date : May 30, 2024
Place : Gurugram

STANDALONE STATEMENT OF CASH FLOW FOR THE YEAR ENDED MARCH 31, 2024

(Rs in lakhs unless otherwise stated)

Particulars	For the year ended March 31, 2024	For the year ended March 31, 2023
A. Cash inflow/(outflow) from operating activities		
Net profit before tax	9,094.45	45,540.66
Adjustments for:		
Depreciation and amortisation	21,415.78	17,429.92
Amortisation of deferred Government grant	(4,996.05)	(5,980.23)
Interest on financial assets carried at amortised cost using EIR Method	(722.91)	-
Net loss /(gain) on disposal/ discard of property, plant and equipment	9.91	(429.60)
Gain on sale / fair value changes in investments	(3,835.43)	(28,640.64)
Gain on fair valuation of investments	(26,369.37)	-
Gain on fair valuation of compulsory convertible preference shares	-	(9,689.00)
Unrealised gain on foreign currency transactions and translations	-	2,144.60
Finance costs	17,100.00	15,774.95
Interest income	(3,912.40)	(12,168.48)
Allowance of expected credit loss	306.46	300.42
Unrealised gain on fair valuation of derivatives	-	1,074.00
Exceptional items	-	22,697.19
Income from investments	(2,405.26)	(3,078.23)
Share of net loss / (profit) of associates	62.40	276.34
Operating profit before working capital changes	5,747.58	45,251.91
Adjustments for :		
(Increase) / decrease in trade and other receivables	2,683.52	(17,189.70)
(Increase) / decrease in inventories	(3,400.75)	(21,817.94)
(Increase) / decrease in trade and other payables	15,285.59	(19,253.31)
Cash generated from operations	20,315.93	(13,009.04)
Direct tax paid (net of refund received)	(7,022.49)	(43,543.96)
Net cash generated/ (used in) from operating activities	13,293.45	(56,553.00)
B. Cash inflow/(outflow) from investing activities		
Purchase of property, plant and equipment, intangible assets including capital work in progress	(19,779.89)	(69,419.31)
Sales proceeds of property, plant and equipment	38.00	483.48
Amount received for capital subsidies	9,826.06	22,707.17
Investment in wholly owned subsidiary	(36,174.17)	-
Investment in equity shares of an associate	(16.20)	(31.00)
Investments in redeemable preference share of an associate	-	(480.00)
Increase in investments	(1,42,432.37)	(7,75,215.97)
Proceeds from sale/redemption of investments	144,400.09	571,666.31
Net (increase)/decrease in fixed deposits	(4,850.62)	(1,485.41)
Interest received	2,749.63	9,234.62
Income from investments	3,961.74	3,078.23
Loan given to related parties	(618.23)	(40,014.00)
Loan received back from related parties	32,561.00	42,598.60
Net cash generated/ (used in) investing activities	(10,334.96)	(2,36,877.28)
C. Cash inflow/(outflow) from financing activities		



JINDAL POLY FILMS LIMITED

(Rs in lakhs unless otherwise stated)

Particulars	For the year ended March 31, 2024	For the year ended March 31, 2023
Proceeds from non current borrowings	12,076.00	1,49,393.89
Repayments of non current borrowings	(29,248.04)	(38,019.88)
Proceeds /(repayments) of current borrowings (Net)	29,092.50	(6,662.17)
Dividend paid	(1,882.82)	(2,189.00)
Payment of lease obligation	(161.25)	(1,518.71)
Proceeds from compulsory convertible preference shares by a subsidiary	-	1,99,900.00
Finance cost paid	(14,315.95)	(15,301.23)
Net cash generated/ (used in) from financing activities	(4,439.56)	2,85,602.90
Net increase/ (decrease) In cash and cash equivalents (A+B+C)	(1,481.08)	(7,827.38)
Opening balance of cash and cash equivalents	1,180.86	9,008.24
Add: Cash and cash equivalent acquired on acquisition of a subsidiary	2,096.59	-
Closing balance of cash and cash equivalents	1,796.37	1,180.86
Cash & cash equivalents comprise		
Cash on hand	1,076.57	1.18
Balances with banks in current accounts	719.80	1,179.67
	1,796.37	1,180.85

Note:

- (i) The above Statement of Cash Flow has been prepared under the "Indirect Method" as set out in Indian Accounting Standard 7 on "Statement of Cash Flows".
- (ii) Additional disclosure required under amendment to Ind AS 7 effective April 1, 2017, refer note 47.

The accompanying notes are an integral part of the consolidated financial statements

For and on behalf of the Board of Directors

For Singhi & Co.
Chartered Accountants
Firm Registration No : 302049E

Vijender Kumar Singhal
(Whole Time Director & CFO)
DIN - 09763670

Rathi Binod Pal
(Director)
DIN - 00092049

Bimal Kumar Sipani
Partner
M No : 088926

Ashok Yadav
(Company Secretary)
ACS -14223

Date : May 30, 2024
Place : Noida (Delhi NCR)

Date : May 30, 2024
Place : Gurugram

NOTES TO THE STANDALONE FINANCIAL STATEMENTS

1 Group Information

The Consolidated Financial Statements comprise financial statements of Jindal Poly Films Limited (“the Group” or “Parent”) and its subsidiaries (collectively, “the Group”) for the year ended March 31, 2024. The Group is a public Group domiciled in India and having registered office at 19th K. M. Hapur-Bulandshahr Road, P.O. Gulaothi, Distt. Bulandshahr (U.P.) -203408 India. Equity shares of the Group are listed in India on the BSE Limited and the National Stock Exchange Limited.

The Group produces BOPET, BOPP, CPP, Thermal, Metalized, Coated, Capacitor Films and Non-woven fabric. The manufacturing units at Nasik are amongst the most modern facilities available and are capable of producing high quality products.

The Consolidated Financial Statements of the Group for the year ended March 31, 2024 were approved for issue by board of directors on May 30, 2024. However, the shareholders have the power to amend the Consolidated Financial Statements after the issue.

2 Principles of Consolidation

The Consolidated Financial Statements comprise the financial statements of the Group, its subsidiaries and associate as at and for the year ended March 31, 2024. Control is achieved when the group is exposed, or has rights, to variable returns from its involvement with the investee and has the ability to affect those returns through its power over the investee. Specifically, the group controls an investee if and only if the group has :

- Power over the investee (i.e. existing rights that give it the current ability to direct the relevant activities of the investee)
- Exposure, or rights, to variable returns from its involvement with the investee, and

The ability to use its power over the investee to affect its returns .

Generally, there is a presumption that a majority of voting rights result in control. To support the presumption and when the group has less than a majority of the voting or similar rights of an investee, the group considers all relevant facts & circumstances in assessing whether it has power over an investee, including :”

(a) Subsidiaries are those enterprises controlled by the Group and its subsidiaries. Control is achieved when:

- the Group has power over the investee;
- is exposed, or has rights, to variable returns from its involvement with the investee; and
- has the ability to use its power to affect its returns.

The group reassesses whether or not it controls an investee, if facts and circumstances indicate that there are changes to one or more of the three elements to control listed above. The financial statements of subsidiaries are included in the consolidated financial statements from the date that control commences until the date that control ceases.

- (b) The Group combines the financial statements of the parent and its subsidiaries line by line adding together like items of assets, liabilities, equity, income and expenses. Intra-group transactions, balances and unrealised profits on transactions between group companies are eliminated in full. Unrealised losses are also eliminated unless the transaction provides evidence of an impairment of the transferred assets. Appropriate adjustments for deferred taxes are made for temporary differences that arise from the elimination of unrealised profits and losses from intra-group transactions or undistributed earnings of Group’s entity included in consolidated statement of profit and loss, if any.
- (c) The consolidated financial statements are prepared using uniform accounting policies for like transactions and other events in similar circumstances. If a member of the Group uses accounting policies other than those adopted in the consolidated financial statements for like transactions and events in similar circumstances, appropriate adjustments are made to that group member’s financial statements to ensure conformity with the group’s accounting policies. The financial statements of all entities used for the purpose of consolidation are drawn up to the same reporting date as that of the Group.
- (d) Non-controlling interest in the profit / loss and equity, if any, of the subsidiaries’ are shown separately in the consolidated statement of profit and loss, consolidated statement of change in equity and consolidated balance sheet, respectively.

- (e) A change in the ownership interest of a subsidiary, without a loss of control and acquisition of non controlling interest is accounted for as an equity transaction. This results in an adjustment between the carrying amounts of the controlling and non-controlling interests to reflect their relative interests in the subsidiary. Any difference between the amount of the adjustment to non-controlling interests and any consideration paid or received is recognised within equity.
- (f) In case of foreign subsidiary, revenue items are translated at the average rates prevailing during the period and assets and liabilities are translated at the closing rate at the end of the reporting period. Any exchange difference arising on translation is recognized in Other Comprehensive Income (OCI) as “Exchange differences on translating the results and net assets of foreign operations”. Further disclosures related to overseas subsidiaries have been given to the extend information available to the Group.
- (g) An associate is an entity over which the Group has significant influence.

Significant influence is the power to participate in the financial and operating policy decisions of the investee, but is not control or joint control over those policies.

The Group’s investments in its associate is accounted for using the equity method. Under the equity method, the investment in an associate is initially recognised at cost. The carrying amount of the investment is adjusted to recognise changes in the Group’s share of net assets of the associate since the acquisition date. Goodwill relating to the associate is included in the carrying amount of the investment and is not tested for impairment.

The statement of profit and loss reflects the Group’s share of the results of operations of the associate. Any change in OCI of those investees is presented as part of the Group’s OCI. In addition, when there has been a change recognised directly in the equity of the associate, the Group recognises its share of any changes, when applicable, in the statement of changes in equity. Unrealised gains and losses resulting from transactions between the Group and the associate is eliminated to the extent of the interest in the associate.

The statement of profit and loss reflects the Group’s share of the results of operations of the associate. Any change in OCI of those investees is presented as part of the Group’s OCI. In addition, when there has been a change recognised directly in the equity of the associate, the Group recognises its share of any changes, when applicable, in the statement of changes in equity. Unrealised gains and losses resulting from transactions between the Group and the associate is eliminated to the extent of the interest in the associate.

The aggregate of the Group’s share of profit or loss of an associate is shown on the face of the statement of profit and loss.

The financial statements of the associate are prepared for the same reporting period as the Group. When necessary, adjustments are made to bring the accounting policies in line with those of the Group.

After application of the equity method, the Group determines whether it is necessary to recognise an impairment loss on its investment in its associate. At each reporting date, the Group determines whether there is objective evidence that the investment in the associate is impaired. If there is such evidence, the Group calculates the amount of impairment as the difference between the recoverable amount of the associate and its carrying value, and then recognises the loss as ‘Impairment in the value of investments’ in an associate’ in the statement of profit or loss.

After application of the equity method, the Group determines whether it is necessary to recognise an impairment loss on its investment in its associate. At each reporting date, the Group determines whether there is objective evidence that the investment in the associate is impaired. If there is such evidence, the Group calculates the amount of impairment as the difference between the recoverable amount of the associate and its carrying value, and then recognises the loss as ‘Impairment in the value of investments’ in an associate’ in the statement of profit or loss.

- (h) **Loss of Control over Subsidiary and retained interest in Investee Group**

The Group reassesses whether or not it controls an investee, if facts and circumstances indicate that there are changes to one or more of the three elements to control listed below. Loss of Control is determined when the Group :

- has no power over the investee;
- is not exposed to, or not has rights, to variable returns from its involvement with the investee; and
- not has the ability to use its power to affect its returns.

When loss of control over subsidiary is established, the parent shall derecognise the assets (including goodwill), liabilities and non-controlling interests of the former subsidiary from the consolidated balance sheet at their carrying amounts at the date when control is lost and recognises any investment retained in the former subsidiary at its fair value when control is lost and subsequently accounts for it and for any amounts owed by or to the former subsidiary in accordance with relevant Ind ASs. That fair value shall be regarded as the fair value on initial recognition of a financial asset in accordance with Ind AS 109 or, when appropriate, the cost on initial recognition of an investment in an associate or joint venture. The parent shall recognise any resulting difference as a gain or loss in profit or loss attributable to the parent.

- (i) The details of Subsidiaries and Associate companies whose financial statements are consolidated are as follows:

S. No	Name of Companies	Country of Incorporation	Group's Proportion of Interest	
			As at March 31, 2024	As at March 31, 2023
Subsidiaries				
1	Jindal Films India Limited	India	100.00%	100.00%
2	Jindal Imaging Limited	India	100.00%	100.00%
3	Jindal SMI Coated Products Limited earlier known as Jindal Polypack Limited #	India	100.00%	100.00%
4	Jindal Specialty Films Limited	India	100.00%	100.00%
5	Univertus Poly & Steel Limited	India	100.00%	100.00%
6	Univertus Commercial Properties Limited (w.e.f. July 20, 2022)	India	100.00%	100.00%
7	Global Nonwovens Limited (w.e.f March 27, 2023)	India	100.00%	100.00%
8	JPFL Films Private Limited	India	99.97%	99.97%
9	JPF Netherlands Investment B.V.\$ (w.e.f July 21, 2023)	Foreign	100.00%	-
Step down subsidiary				
1	Rexor SAS (w.e.f July 21, 2023)	Foreign	100.00%	-
2	JPF API Laminates UK Limited (w.e.f. July 21, 2023)	Foreign	100.00%	-
3	Jindal Nylon Films S.P.A (w.e.f July 21, 2023)	Foreign	100.00%	-
4	SMI Coated Products Industry LLC *	Foreign	100.00%	100.00%
Associate				
1	Enerlite Solar Films India Private Limited	India	33.05%	33.09%
2	Jindal Display Limited (earlier known as Jindal Semiconductor Limited) (w.e.f. March 16, 2023)	India	45.00%	45.00%

\$ During the year, the Holding Company has acquired 100% shareholding of JPF Netherlands Investment B.V., a Netherland-based entity engaged in the packaging film business w.e.f July 21, 2023. JPF Netherlands Investment B.V has three wholly owned subsidiaries namely Rexor SAS, JPF API Laminates UK Limited and Jindal Nylon Films S.P.A.

* During the year, Honble National Company Law Tribunal (NCLT), Mumbai Bench vide their order dated August 04, 2023 sanctioned the scheme of Amalgamation between SMI Coated Products Pvt Ltd and its holding company Jindal Polypack Limited w.e.f. appointed date May 02, 2022. Subsequently name of Jindal Poly Pack Limited was changed to Jindal SMI Coated Products Ltd w.e.f December 12, 2023.

- (j) The Consolidated financial statements are based, in so far they relate to audited financial statements included in respect of subsidiaries (audited by their auditors), which are prepared for consolidation in accordance with the requirement of Indian Accounting Standard AS 110 on "Consolidated Financial Statements" (Ind AS 110) referred to in section 133 of the Companies Act 2013.

Statement of compliance

The Consolidated Financial Statements of the Group comply with Indian Accounting Standards ("Ind AS") as prescribed under section 133 of the Companies Act, 2013 ("the Act"), as notified under the Companies (Indian Accounting Standards) Rules, 2015 as amended and other accounting principles generally accepted in India.

3 Material Accounting Policies

(a) Basis of preparation

The consolidated financial statements have been prepared on a historical cost basis except certain items that are measured at fair value as explained in accounting policies.

Fair value is the price that would be received to sell an asset or paid to transfer a liability in an orderly transaction between market participants at the measurement date.

All assets and liabilities have been classified as current and non-current as per the Group's normal operating cycle which is based on the nature of businesses and the time elapsed between deployment of resources and the realisation of cash and cash equivalents. the Group has considered an operating cycle of 12 months.

These consolidated financial statements are presented in Indian National Rupee ('₹'), which is the Group's functional currency. All amounts have been rounded to the nearest ₹ Lakhs, except when otherwise indicated.

Basis of measurement

In the preparation of consolidated financial statements, the Group makes judgements in the application of accounting policies; and estimates and assumptions which affects carrying values of assets and liabilities that are not readily apparent from other sources. The estimates and associated assumptions are based on historical experience and other factors that are considered to be relevant. Actual results may differ from these estimates.

Estimates and underlying assumptions are reviewed on an ongoing basis. Revisions to accounting estimates are recognised in the period in which the estimate is revised and future periods affected.

Key source of estimation of uncertainty at the date of consolidated financial statements, which may cause material adjustment to the carrying amounts of assets and liabilities within the next financial year, is in respect of impairment, useful lives of property, plant and equipment and intangible assets, valuation of deferred tax assets, provisions and contingent liabilities, fair value measurements of financial instruments and retirement benefit obligations as disclosed below:

- Useful lives of property, plant and equipment and intangible assets

the Group has estimated the useful life if each class of assets based on the nature of assets, the estimated usage of the asset, the operating condition of the asset, past history of replacement, anticipated technological changes, etc. the Group reviews the useful life of property, plant and equipment and intangible assets at the end of each reporting period. This reassessment may result in change in depreciation and amortisation expense in future periods.

- Impairment

An impairment loss is recognised for the amount by which an asset's or cash-generating unit's carrying amount exceeds its recoverable amount to determine the recoverable amount, management estimates expected future cash flows from each asset or cash generating unit and determines a suitable interest rate in order to calculate the present value of those cash flows. In the process of measuring the Group estimates the value in use of the cash generating unit (CGU) based on future cash flows after considering current economic conditions and trends, estimated future operating results and growth rates and anticipated future economic and regulatory conditions. The estimated cash flows are developed using internal forecasts. The cash flows are discounted using a suitable discount rate in order to calculate the present value.

- Valuation of current tax and deferred tax assets

The tax jurisdictions for the Group is India. Significant judgments are involved in determining the provision for income taxes including judgment on whether tax positions are probable of being sustained in tax assessments. A tax assessment can involve complex issues, which can only be resolved over extended time periods. The recognition of current and deferred taxes that are subject to certain legal or economic limits or uncertainties is assessed individually by management based on the specific facts and circumstances. the Group reviews the carrying amount of deferred tax assets at the end of each reporting period.

- Provisions and contingent liabilities

A provision is recognised when the Group has a present obligation as result of a past event and it is probable that the outflow of resources will be required to settle the obligation, in respect of which a reliable estimate can be made. These are reviewed at each balance sheet date and adjusted to reflect the current best estimates.

Contingent Liability may arise from the ordinary course of business in relation to claims against the Group. By their nature, contingencies will be resolved only when one or more uncertain future events occur or fail to occur. The assessment of the existence, and potential quantum, of contingencies inherently involves the exercise of significant judgments and the use of estimates regarding the outcome of future events. Contingent liabilities are not recognised in the consolidated financial statements.

- Fair value measurements of financial instruments

When the fair value of financial assets and financial liabilities recorded in the balance sheet cannot be measured based on quoted prices in active markets, their fair value is measured using valuation techniques including Discounted Cash Flow Model. The inputs to these models are taken from observable markets where possible, but where this is not feasible, a degree of judgement is required in establishing fair value. Judgements include considerations of inputs such as liquidity risks, credit risks and volatility. Changes in assumptions about these factors could affect the reported fair value of financial instruments.

- Retirement benefit obligations

The Group's retirement benefit obligations are subject to number of assumptions including discount rates, inflation and salary growth. Significant assumptions are required when setting these criteria and a change in these assumptions would have a significant impact on the amount recorded in the Group's balance sheet and the statement of profit and loss. The Group sets these assumptions based on previous experience and third party actuarial advice.

(b) Operating cycle and current versus non-current classification

Based on the nature of goods manufactured and the time between acquisition of assets for processing and their realisation in cash and cash equivalents, the Group has ascertained its operating cycle as twelve months for the purpose of current/ noncurrent classification of assets and liabilities.

The Group presents assets and liabilities in the balance sheet based on current/ non-current classification. An asset is treated as current when it is:

- Expected to be realised or intended to be sold or consumed in normal operating cycle;
- Held primarily for the purpose of trading;
- Expected to be realised within twelve months after the reporting period, or
- Cash and cash equivalent unless restricted from being exchanged or used to settle a liability for at least twelve Months after the reporting period.

All other assets/liabilities are classified as non-current.

- An liability is treated as current when:
- It is expected to be settled in normal operating cycle.
- It is held primarily for the purpose of trading
- It is due to be settled within twelve months after the reporting period, or
- There is no unconditional right to defer the settlement of the liability for at least twelve months after the reporting period

All other liabilities are classified as non-current.

Deferred tax liabilities are classified as non-current liabilities.

The operating cycle is the time between the acquisition of the assets for processing and their realisation in cash and cash equivalents. The Group has identified twelve months as its operating cycle.

(c) Property, Plant and Equipment

Recognition and Measurement

Items of property, plant and equipment are stated at cost less accumulated depreciation and accumulated impairment loss, if any. For this purpose, cost includes deemed cost which represents the carrying value of property, plant and equipment recognised as at April 1, 2015 measured as per the previous Generally Accepted Accounting Principles (GAAP). The cost of assets comprises of purchase price and directly attributable cost of bringing the assets to working condition for its intended use including borrowing cost attributable to qualifying assets and incidental expenditure during construction incurred upto the date when the assets are

ready to use. Capital work in progress includes cost of assets at sites, construction expenditure and interest on the funds deployed less any impairment loss, if any.

An item of property, plant and equipment is recognised as an asset if it is probable that future economic benefits associated with the item will flow to the Group and its cost can be measured reliably. This recognition principle is applied to costs incurred initially to acquire an item of property, plant and equipment and also to costs incurred subsequently to add to, replace part of, or service it. All other repair and maintenance costs, including regular servicing, are recognised in the statement of profit and loss as incurred. When a replacement occurs, the carrying value of the replaced part is derecognised. Where an item of property, plant and equipment comprises major components having different useful lives, these components are accounted for as separate items.

The gain or loss arising on disposal of an item of property, plant and equipment is determined as the difference between sale proceeds and carrying value of such item, and is recognised in the statement of profit and loss.

(d) Intangible assets (Other than goodwill)

Intangible assets (other than goodwill) are stated at cost of acquisition or construction less accumulated amortisation and impairment, if any. For this purpose, cost includes deemed cost which represents the carrying value of intangible assets recognised as at April 1, 2015 measured as per the previous Generally Accepted Accounting Principles (GAAP). Intangible assets subsequently purchased are measured at cost as at the date of acquisition, as applicable, less accumulated amortisation and accumulated impairment, if any. The estimated useful life of an identifiable intangible asset is based on a number of factors including the effects of obsolescence, demand, competition, and other economic factors (such as the stability of the industry, and known technological advances), and the level of maintenance expenditures required to obtain the expected future cash flows from the asset.

(e) Capital work-in-progress

Capital work-in-progress representing expenditure incurred in respect of assets under development and not ready for their intended use, are carried at cost. Cost includes related acquisition expenses, construction cost, related borrowing cost and other direct expenditure.

(f) Depreciation and amortisation of property, plant and equipment and intangible assets

Depreciation is calculated on Straight Line Method using the rates arrived at based on the estimated useful lives given in Schedule II of the Companies Act, 2013. Assets value up to ₹5,000 are fully depreciated in the year of acquisition. Intangible assets are amortized over their respective individual estimated useful lives on a straight-line basis, from the date that they are available for use. Depreciation on property, plant and equipment commences from the dates the assets are available for their intended use and are spread over their estimated useful economic lives.

The estimated useful lives of assets and residual values are reviewed at each reporting date and, when necessary, are revised. If significant parts of an item of property, plant and equipment have different useful lives, then they are accounted for as a separate item (major components) of property, plant and equipment.

Name of Assets	Useful Life
(a) Factory Buildings	30 Years
(b) Non Factory Buildings	60 Years
(c) Plant and Equipment's	15-30 Years
(d) Furniture and Fixtures	10 Years
(e) Office Equipment's	5 Years
(f) Computers	3 Years
(g) Vehicles	8-10 Years

Right to use of assets are depreciated on a straight line basis over the shorter of the lease term and the estimated useful lives of the underlying assets.

(g) Impairment of non-financial assets

"the Group assesses, at each reporting date, whether there is an indication that an asset may be impaired. If any indication exists, or when annual impairment testing for an asset is required, the Group estimates the asset's recoverable amount. An asset's recoverable amount is the higher of an assets or cash-generating

unit's (CGU) fair value less costs of disposal and its value in use. Recoverable amount is determined for an individual asset, unless the asset does not generate cash inflows that are largely independent of those from other assets or groups of assets. When the carrying amount of an asset or CGU exceeds its recoverable amount, the asset is considered impaired and is written down to its recoverable amount.

In assessing value in use, the estimated future cash flows are discounted to their present value using a pre-tax discount rate that reflects current market assessments of the time value of money and the risks specific to the asset. In determining fair value less costs of disposal, recent market transactions are taken into account. If no such transactions can be identified, an appropriate valuation model is used. These calculations are corroborated by valuation multiples, quoted share prices for publicly traded companies or other available fair value indicators.

Impairment losses of continuing operations, including impairment on inventories, are recognised in the statement of profit and loss.

For assets an assessment is made at each reporting date to determine whether there is an indication that previously recognised impairment losses no longer exist or have decreased. If such indication exists, the Group estimates the asset's or CGU's recoverable amount. A previously recognised impairment loss is reversed only if there has been a change in the assumptions used to determine the asset's recoverable amount since the last impairment loss was recognised. The reversal is limited so that the carrying amount of the asset does not exceed its recoverable amount, nor exceed the carrying amount that would have been determined, net of depreciation, had no impairment loss been recognised for the asset in prior years. Such reversal is recognised in the statement of profit or loss unless the asset is carried at a revalued amount, in which case, the reversal is treated as a revaluation increase.

(h) Non-current assets held for sale

Non-current assets are classified as held-for sale if it is highly probable that they will be recovered primarily through sale rather than through continuing use.

Such assets, or disposal groups, are generally measured at the lower of their carrying amount and fair value less costs to sell. An impairment loss is recognised for any initial or subsequent write-down of the asset to fair value less costs to sell. A gain is recognised for any subsequent increases in fair value less costs to sell of an asset, but not in excess of any cumulative impairment loss previously recognised. A gain or loss not previously recognised by the date of the sale of the non-current asset is recognised at the date of de-recognition.

Once classified as held-for-sale, intangible assets and property, plant and equipment are no longer amortised or depreciated."

(i) Borrowing and Borrowing Costs

"Borrowings are initially recognised at fair value, net of transaction costs incurred. Borrowings are subsequently measured at amortised cost. Any difference between the proceeds (net of transaction costs) and the redemption amount is recognised in statement of profit and loss over the period of the borrowings using the effective interest method. Borrowings are derecognised from the balance sheet when the obligation specified in the contract is discharged, cancelled or expired. The difference between the carrying amount of a borrowings that has been extinguished or transferred to another party and the consideration paid, including any non-cash assets transferred or liabilities assumed, is recognised in statement of profit and loss as other gains/(losses). Borrowings are classified as current liabilities unless the Group has an unconditional right to defer settlement of the liability for at least 12 months after the reporting period.

Borrowing costs directly attributable to the acquisition, construction or production of qualifying assets are capitalised as part of the cost of such assets up to the assets are substantially ready for their intended use or sale.

All other borrowing costs are recognised in the statement of profit and loss in the period in which they are incurred.

(j) Foreign currency transactions

The consolidated financial statements are presented in Indian Rupees, which is also its functional currency.

Transactions and balances

Transactions in foreign currencies are initially recorded by the Group at functional currency spot rates at the date the transaction first qualifies for recognition.

'Monetary assets and liabilities denominated in foreign currencies are translated at the functional currency closing rate of exchange at the reporting date.

'Non-monetary items that are measured in terms of historical cost in a foreign currency are translated using the exchange rates at the dates of the initial transactions. Non-monetary items measured at fair value in a foreign currency are translated using the exchange rates at the date when the fair value is determined. The gain or loss arising on translation of non-monetary items measured at fair value is treated in line with the recognition of the gain or loss on the change in fair value of the item (i.e., translation differences on items whose fair value gain or loss is recognised in statement of profit or loss are also recognised in OCI or statement of profit or loss, respectively).

(k) Employee Benefits

Short Term Employee Benefits

Short-term employee benefits are measured on an undiscounted basis and are expensed as the related service is provided. A liability is recognised for the amount expected to be paid if the Group has a present legal or constructive obligation to pay this amount as a result of past service provided by the employee and the obligation can be estimated reliably.

Post-Employment Benefits

(i) Defined Contribution Plan

Retirement benefit in the form of provident fund, pension scheme and employee state insurance are defined contribution schemes. The Group makes specified monthly contributions towards Government administered provident fund scheme. Obligations for contributions to defined contribution plans are recognised as an employee benefit expense in profit or loss in the periods during which the related services are rendered by employees.

(ii) Defined Benefit Plan

The employee Gratuity Fund Scheme managed by a insurer is a defined benefit plan. The present value of obligation under such defined benefit plan is determined based on actuarial valuation at year end under the projected unit credit method which recognizes each period of service as giving rise to additional unit of employees benefits entitlement and measures each unit separately to build up the final obligation. The obligation is measured at the present value of future cash flows. The discount rates used for determining the present value of the obligation under defined benefit plans, having maturity periods approximated to the returns of related obligations. In case of funded plans the fair value of the planned assets is reduced from the gross obligation under the defined benefit plans to recognize the obligation on net basis.

The effect of the remeasurement changes (comprising actuarial gains and losses) to the asset ceiling (if applicable) and the return on plan assets (excluding interest)), is reflected in the balance sheet with a charge or credit recognised in other comprehensive income in the period in which they occur. Remeasurement recognised in other comprehensive income is reflected immediately in other equity and will not be reclassified to the statement of profit and loss. Past service cost is recognised in the statement of profit and loss in the period of a plan amendment. Net interest is calculated by applying the discount rate at the beginning of the period to the net defined benefit liability or asset. Defined benefit costs are categorised as follows:

- service cost (including current service cost, past service cost, as well as gains and losses on curtailments and settlements);
- net interest expense or income; and
- remeasurement

the Group presents the first two components of defined benefit costs in the statement of profit and loss in the line item employee benefits expense.

The retirement benefit obligation recognised in the balance sheet represents the actual deficit or surplus in the Group's defined benefit plans. Any surplus resulting from this calculation is limited to the present value of any economic benefits available in the form of refunds from the plans or reductions in future contributions to the plans.

(iii) Other long-term employee benefits

The Group has long term employment benefit plans i.e. accumulated leave. Accumulated leave is encashed to eligible employees at the end of each year and cost is accounted for at the time of encashment.

(l) Revenue Recognition

The Group recognizes revenue when it satisfies a performance obligation in accordance with the provisions of contract with the customer. This is achieved when:

- (a) effective control of goods along with significant risks and rewards of ownership has been transferred to customer and in case of services, the year in which such services are rendered.
- (b) the amount of revenue can be measured reliably:
- (c) it is probable that the economic benefits associated with the transaction will flow to the Group; and
- (d) the costs incurred or to be incurred in respect of the transaction can be measured reliably.

Revenue represents net value of goods sold to customers after deducting for certain incentives including, but not limited to discounts, volume rebates, etc.

the Group considers shipping and handling activities as costs to fulfil the promise to transfer the related products and the customer payments for shipping and handling costs are recorded as a component of revenue.

Revenue are net of Goods and Service Tax. No element of significant financing is present as the sales are made with a credit term, which is consistent with market practice.

the Group is engaged in the business of manufacturing & sales of Nonwoven Fabric Products of various dimensions and grades.

Export incentives are recognized when there is reasonable assurance that the Group will comply with the conditions and the incentives will be received.

(m) Other Income

Revenue (other than sale) is recognised to the extent that it is probable that the economic benefits will flow to the Group and the revenue can be reliably measured.

Interest income from a financial asset is recognised when it is probable that the economic benefits will flow to the Group and the amount of income can be measured reliably. Interest income is accrued on a time proportionate basis, by reference to the principal outstanding and at the effective interest rate applicable, which is the rate that exactly discounts estimated future cash receipts through the expected life of the financial asset to that asset's net carrying amount on initial recognition.

Dividends are recognised at the time the right to receive payment is established.

Claim on insurance companies where quantum of accrual cannot be ascertained with reassurance certainty, are accounted for on acceptance basis.

(n) Trade receivables

Trade receivables are amounts due from customers for goods sold or services performed in the ordinary course of business. If the receivable is expected to be collected within a period of 12 months or less from the reporting date (or in the normal operating cycle of the business, if longer), they are classified as current assets otherwise as non-current assets.

Trade receivables are measured at their transaction price unless it contains a significant financing component in accordance with Ind AS 115 for pricing adjustments embedded in the contract.

Expected credit Loss allowance is recognised on initial recognition."

(o) Contract liabilities

A contract liability is the obligation to transfer goods or services to a customer for which the Group has received consideration (or an amount of consideration is due) from the customer. If a customer pays consideration before the Group transfers goods or services to the customer, a contract liability is recognised when the payment is made or the payment is due (whichever is earlier). Contract liabilities are recognised as revenue when the Group performs under the contract.

(p) Inventories

Inventories are measured at lower of cost and net realisable value after providing for obsolescence, if any. Cost of inventories comprises of cost of purchase, cost of conversion and other costs including manufacturing overheads incurred in bringing them to their respective present location and condition. Cost of raw materials is determined on FIFO basis and cost of stores, packing materials are determined on weighted average basis. Further the cost for Work-in-Progress includes material cost, stage wise direct cost and other related manufacturing overheads.

Non usable wastes are valued at net realizable value.

Net realisable value is the estimated selling price in the ordinary course of business, less estimated costs of completion and the estimated costs necessary to make the sale. The net realisable value of work-in-progress is determined with reference to the selling prices of related

Finished products.

Materials and other items held for use in the production of inventories are not written down below costs, if finished goods in which they will be incorporated are expected to be sold at or above cost.

(q) Provisions, contingent liabilities and contingent assets

Provisions are recognised when there is a present obligation (legal or constructive) as a result of a past event and it is probable that an outflow of resources embodying economic benefits will be required to settle the obligation and a reliable estimate can be made of the amount of the obligation.

Provisions are measured at the estimated expenditure required to settle the present obligation, based on the most reliable evidence available at the reporting date, including the risks and uncertainties associated with the present obligation. Provisions are determined by discounting the expected future cash flows (representing the best estimate of the expenditure required to settle the present obligation at the balance sheet date) at a pre-tax rate that reflects current market assessments of the time value of money and the risks specific to the liability. The unwinding of the discount is recognised as finance cost.

Any reimbursement that the Group can be virtually certain to collect from a third party with respect to the obligation is recognised as a separate asset. However, this asset may not exceed the amount of the related provision.

All provisions are reviewed at each reporting date and adjusted to reflect the current best estimate.

In those cases where the outflow of economic resources as a result of present obligations is considered improbable or remote, no liability is recognised.

Contingent liability is a possible obligation arising from past events and the existence of which will be confirmed only by the occurrence or non-occurrence of one or more uncertain future events not wholly within the control of the Group or a present obligation that arises from past events but is not recognised because it is not possible that an outflow of resources embodying economic benefit will be required to settle the obligations or reliable estimate of the amount of the obligations cannot be made. the Group discloses the existence of contingent liabilities in other notes to standalone financial statements.

Contingent assets usually arise from unplanned or other unexpected events that give rise to the possibility of an inflow of economic benefits. Contingent assets are not recognised. However, when inflow of economic benefits is probable, related asset is disclosed.

(r) Operating Segments

Operating segments are reported in a manner consistent with the internal reporting provided to the chief operating decision maker. The accounting policies adopted for segment reporting are in conformity with the accounting policies adopted by the Group. As per Ind As 108 Operating Segments are identified based on the nature of products, the different risks and returns, being the performance measure of the Group. The Group is engaged in the business of manufacture and distribution of Packaging Films and Nonwoven Fabrics. Further disclosure of segments based on geography by location of customers i.e. in India and outside India has been made.

(s) Income tax**Current tax**

Current tax assets and liabilities are measured at the amount expected to be recovered from or paid to the taxation authorities. The tax rates and tax laws used to compute the amount are those that are enacted or substantively enacted in India, at the reporting date.

Current tax relating to items recognised outside statement of profit or loss is recognised (other comprehensive income). Management periodically evaluates positions taken in the tax returns with respect to situations in which applicable tax regulations are subject to interpretation and establishes provisions where appropriate.

Current tax assets is offset against current tax liabilities if, and only if, a legally enforceable right exists to set off the recognised amounts and there is an intention either to settle on a net basis, or to realise the asset and settle the liability simultaneously.

Deferred tax

Deferred tax is provided using the liability method on temporary differences between the tax bases of assets and liabilities and their carrying amounts for financial reporting purposes at the reporting date.

Deferred tax assets are recognised for all deductible temporary differences, the carry forward of unused tax credits and any unused tax losses. Deferred tax assets are recognised to the extent that it is probable that taxable profit will be available against which the deductible temporary differences, and the carry forward of unused tax credits and unused tax losses can be utilised. Deferred tax liabilities are generally recognised for all the taxable temporary differences.

The carrying amount of deferred tax assets is reviewed at each reporting date and reduced to the extent that it is no longer probable that sufficient taxable profit will be available to allow all or part of the deferred tax asset to be utilised. Unrecognised deferred tax assets are re-assessed at each reporting date and are recognised to the extent that it has become probable that future taxable profits will allow the deferred tax asset to be recovered.

Deferred tax assets and liabilities are measured at the tax rates that are expected to apply in the year when the asset is realised or the liability is settled, based on tax rates (and tax laws) that have been enacted or substantively enacted at the reporting date.

Deferred tax relating to items recognised outside statement of profit or loss is recognised outside statement of profit or loss (either in other comprehensive income or in equity). Deferred tax items are recognised in correlation to the underlying transaction either in OCI or directly in equity.

Deferred tax assets and deferred tax liabilities are offset if a legally enforceable right exists to set off current tax assets against current tax liabilities and the deferred taxes relate to the same taxable entity and the same taxation authority.

(t) Leases**Company as a lessee**

The Group assesses if a contract is or contains a lease at inception of the contract. A contract is, or contains, a lease if the contract conveys the right to control the use of an identified asset for a period time in exchange for consideration.

The Group recognizes a right-of-use asset and a lease liability at the commencement date, except for short-term leases of twelve months or less and leases for which the underlying asset is of low value, which are expensed in the statement of operations on a straight-line basis over the lease term.

The lease liability is initially measured at the present value of the lease payments that are not paid at the commencement date, discounted using the interest rate implicit in the lease, or, if not readily determinable, the incremental borrowing rate specific to the Group, term and currency of the contract. Lease payments can include fixed payments, variable payments that depend on an index or rate known at the commencement date, as well as any extension or purchase options, if the Group is reasonably certain to exercise these options. The lease liability is subsequently measured at amortized cost using the effective interest method and remeasured with a corresponding adjustment to the related right-of-use asset when there is a change in future lease payments in case of renegotiation, changes of an index or rate or in case of reassessments of options.

The right-of-use asset comprises, at inception, the initial lease liability, any initial direct costs and, when

applicable, the obligations to refurbish the asset, less any incentives granted by the lessors. The right-of-use asset is subsequently depreciated, on a straight-line basis, over the lease term, if the lease transfers the ownership of the underlying asset to the Group at the end of the lease term or, if the cost of the right-of-use asset reflects that the lessee will exercise a purchase option, over the estimated useful life of the underlying asset. Other are also subject to testing for impairment if there is an indicator for impairment. Variable lease payments not included in the measurement of the lease liabilities are expensed to the statement of operations in the period in which the events or conditions which trigger those payments occur.

Company as a lessor

Leases in which the Group does not transfer substantially all the risks and rewards of ownership of an asset are classified as operating leases. Rental income from operating lease shall not be straight-lined, if escalation in rentals is in line with expected inflationary cost. Initial direct costs incurred in negotiating and arranging an operating lease are added to the carrying amount of the leased asset and recognised over the lease term on the same basis as rental income.

(u) Cash and Cash Equivalents

Cash and cash equivalents comprise cash at bank and in hand, short-term deposits and highly liquid investments with an original maturity of three months or less which are readily convertible in cash and subject to insignificant risk of change in value.

(v) Government Grants

The Group may receive government grants that require compliance with certain conditions related to the Group's operating activities or are provided to the Group by way of financial assistance on the basis of certain qualifying criteria. Government grants are recognised at fair value when there is reasonable assurance that the grant will be received upon the Group complying with the conditions attached to the grant. Accordingly, government grant :

- (i) related to incurring specific expenditures are taken to the Statement of Profit and Loss on the same basis and in the same periods as the expenditures incurred and disclosed in other income.
- (ii) related to Packaging Scheme of Incentives Government of Maharashtra are initially carried by setting up these grants as Deferred Government Grants and amortised/recognised in the statement of profit and loss on straight line method and disclosed in Other Income.
- (iii) related to acquisition of property, plant & equipment are initially carried by setting up these grants as Deferred Government Grants and amortised/recognised in the statement of profit and loss on straight line method and netted off from depreciation expenses.
- (iv) Government grants under Export Promotion Credit Guarantee Scheme (EPCG) related to duty saved on import of property, plant and equipment are initially carried by setting up this grant as "Deferred Government Grants" and credited to the statement of profit and loss on the basis of pattern of fulfilment of obligations associated with the grant received and shown under "Other Income".

(w) Earnings per share

Basic earnings per equity share is computed by dividing net profit or loss for the year attributable to the equity shareholders of the Group by the weighted average number of equity shares outstanding during the year. The weighted average number of equity shares outstanding during the year and for all periods presented is adjusted for events, such as bonus shares, other than the conversion of potential equity shares, that have changed the number of equity shares outstanding, without a corresponding change in resources.

Diluted earnings per share is computed by dividing net profit or loss for the year attributable to the equity shareholders of the Group and weighted average number of equity shares considered for deriving basic earnings per equity share and also the weighted average number of equity shares that could have been issued upon conversion of all dilutive potential equity shares. The dilutive potential equity shares are adjusted for the proceeds receivable had the equity shares been actually issued at fair value (i.e. the average market value of the outstanding equity shares).

(x) Fair value measurement

In determining the fair value of its financial instruments, the Group uses a variety of methods and assumptions that are based on market conditions and risks existing at each reporting date. The methods used to determine

fair value include discounted cash flow analysis, available quoted market prices and dealer quotes. All methods of assessing fair value result in general approximation of value, and such value may never actually be realized. For financial assets and liabilities maturing within one year from the Balance Sheet date and which are not carried at fair value, the carrying amounts approximate fair value due to the short maturity of these instruments.

Fair value is the price that would be received to sell an asset or paid to transfer a liability in an orderly transaction between market participants at the measurement date, regardless of whether that price is directly observable or estimated using another valuation technique. In estimating the fair value of an asset or a liability, the Group takes into account the characteristics of the asset or liability, if market participants would take those characteristics into account when pricing the asset or liability at the measurement date.

In addition, for financial reporting purposes, fair value measurements are categorized into Level 1, 2 or 3 based on the degree to which the inputs to the fair value measurements are observable and the significance of the inputs to the fair value measurement in its entirety, which are described as follows:

Level 1 inputs are quoted prices /net asset value (unadjusted) in active markets for identical assets or liabilities that the Group can access at the measurement date;

Level 2 inputs are inputs, other than quoted prices included within Level 1, that are observable for the asset or liability, either directly or indirectly; and

Level 3 inputs are unobservable inputs for the asset or liability.

A financial instrument is any contract that gives rise to a financial asset of one entity and a financial liability or equity instrument of another entity. Financial instruments also include derivative contracts such as foreign currency forward contracts and commodity futures contracts.

(y) Financial instruments

Initial recognition and measurement

Financial assets and financial liabilities are recognized when the Group becomes a party to the contractual provisions of the financial instrument. Financial instrument (except trade receivables) are measured initially at fair value adjusted for transaction costs, except for those carried at fair value through profit or loss which are measured initially at fair value. Trade receivables are measured at their transaction price unless it contains a significant financing component in accordance with Ind AS 115 for pricing adjustments embedded in the contract. Subsequent measurement of financial assets and financial liabilities is described below:

Non-derivative financial assets

Subsequent measurement

i. Financial assets carried at amortised cost

A financial asset is measured at the amortised cost, if both the following conditions are met:

- The asset is held within a business model whose objective is to hold assets for collecting contractual cash flows, and
- Contractual terms of the asset give rise on specified dates to cash flows that are solely payments of principal and interest (SPPI) on the principal amount outstanding.

After initial measurement, such financial assets are subsequently measured at amortised cost using the effective interest rate (EIR) method.

ii. Financial assets at fair value through Profit & Loss (FVTPL)

Financial assets, which does not meet the criteria for categorization as at amortized cost or as FVOCI or the Group has decided to classify, are classified as at FVTPL

Financial assets included within the FVTPL category are measured at fair value with all changes recognized in the Statement of Profit & Loss.

Compound Financial Instrument

The component parts of compound instruments issued by the Group are classified separately as financial liabilities and equity in accordance with the substance of the contractual arrangements and the definitions of a financial liability and an equity instrument. Conversion option that will be settled by the exchange of a fixed amount of cash or another financial asset for a fixed number of the Group's own equity instruments is an equity instrument.

At the date of issue, the fair value of the liability component is estimated using the prevailing market interest rate for similar non-convertible instruments. This amount is recorded as a liability on an amortised cost basis using the effective interest method until extinguished upon conversion or at the instrument's maturity date.

The conversion option classified as equity is determined by deducting the amount of the liability component from the fair value of the compound instrument as a whole. The conversion option classified as equity will remain in equity until the conversion option is exercised, in which case, the balance recognised in equity will be transferred to other component of equity. When the conversion option remains unexercised at the maturity date of the convertible note, the balance recognised in equity will be transferred to retained earnings. No gain or loss is recognised in profit or loss upon conversion or expiration of the conversion option.

Impairment of financial assets

In accordance with Ind AS 109, the Group applies expected credit loss (ECL) model for measurement and recognition of impairment loss for financial assets. ECL is the weighted-average of difference between all contractual cash flows that are due to the Group in accordance with the contract and all the cash flows that the Group expects to receive, discounted at the original effective interest rate, with the respective risks of default occurring as the weights. When estimating the cash flows, the Group is required to consider:

- All contractual terms of the financial assets (including prepayment and extension) over the expected life of the assets.
- Cash flows from the sale of collateral held or other credit enhancements that are integral to the contractual terms.

Trade receivables: In respect of trade receivables, the Group applies the simplified approach of Ind AS 109, which requires measurement of loss allowance at an amount equal to lifetime expected credit losses. Lifetime expected credit losses are the expected credit losses that result from all possible default events over the expected life of a financial instrument.

Other financial assets: In respect of its other financial assets, the Group assesses if the credit risk on those financial assets has increased significantly since initial recognition. If the credit risk has not increased significantly since initial recognition, the Group measures the loss allowance at an amount equal to 12-month expected credit losses, else at an amount equal to the lifetime expected credit losses.

When making this assessment, the Group uses the change in the risk of a default occurring over the expected life of the financial asset. To make that assessment, the Group compares the risk of a default occurring on the financial asset as at the balance sheet date with the risk of a default occurring on the financial asset as at the date of initial recognition and considers reasonable and supportable information, that is available without undue cost or effort, that is indicative of significant increases in credit risk since initial recognition. The Group assumes that the credit risk on a financial asset has not increased significantly since initial recognition if the financial asset is determined to have low credit risk at the balance sheet date.

De-recognition of financial assets: A financial asset is primarily de-recognised when the contractual rights to receive cash flows from the asset have expired or the Group has transferred its rights to receive cash flows from the asset.

Derivative financial instruments: In the ordinary course of business, the Group uses derivative financial instruments to reduce business risks which arise from its exposure to foreign exchange. The instruments are confined principally to forward foreign exchange contracts and these contracts do not generally extend beyond six months.

Derivatives are initially accounted for and measured at fair value from the date the derivative contract is entered into and are subsequently re-measured to their fair value at the end of each reporting period.

Non-derivative financial liabilities

Subsequent measurement: Subsequent to initial recognition, all non-derivative financial liabilities are measured at amortised cost using the effective interest method.

De-recognition of financial liabilities: A financial liability is de-recognized when the obligation under the liability is discharged or cancelled or expires. When an existing financial liability is replaced by another from the same lender on substantially different terms or the terms of an existing liability are substantially modified, such an exchange or modification is treated as the de-recognition of the original liability and the recognition of a new liability. The difference in the respective carrying amounts is recognised in the statement of profit or loss.

Offsetting of financial instruments: Financial assets and financial liabilities are offset, and the net amount is reported in the balance sheet if there is a currently enforceable legal right to offset the recognised amounts and there is an intention to settle on a net basis, to realise the assets and settle the liabilities simultaneously.

(z) Financial guarantee contracts

Financial guarantee contracts are recognised as a financial liability at the time the guarantee is issued. The liability is initially measured at fair value and subsequently at the higher of (i) the amount determined in accordance with the expected credit loss model as per IndAS 109 and (ii) the amount initially recognised less, where appropriate, cumulative amount of income recognised in accordance with the principles of Ind AS 115. The fair value of financial guarantees is determined based on the present value of the difference in cash flows between the contractual payments required under the debt instrument and the payments that would be required without the guarantee, or the estimated amount that would be payable to a third party for assuming the obligations.

(aa) Financial guarantee contracts

Financial guarantee contracts are recognised as a financial liability at the time the guarantee is issued. The liability is initially measured at fair value and subsequently at the higher of (i) the amount determined in accordance with the expected credit loss model as per IndAS 109 and (ii) the amount initially recognised less, where appropriate, cumulative amount of income recognised in accordance with the principles of Ind AS 115. The fair value of financial guarantees is determined based on the present value of the difference in cash flows between the contractual payments required under the debt instrument and the payments that would be required without the guarantee, or the estimated amount that would be payable to a third party for assuming the obligations.

(ab) Business Combinations

Business Combination other than Common Control

Business combinations are accounted for using the acquisition method. The consideration transferred in a business combination comprises the fair values of the assets transferred, liabilities incurred to the former owners of the acquired business, equity interests issued by the company and fair value of any assets or liability resulting from a contingent consideration arrangement. Acquisition-related costs are expensed as incurred.

At the acquisition date, the identifiable assets acquired and liabilities and contingent liabilities assumed in a business combination are measured at their fair values. However, certain assets and liabilities i.e. deferred tax assets or liabilities, assets or liabilities related to employee benefit arrangements, liabilities or equity instruments related to share-based payment arrangements and assets or disposal groups that are classified as held for sale, acquired or assumed in a business combination are measured as per the applicable Ind AS.

Measuring Goodwill or a gain from Bargain Purchase

The excess/(short) of the sum of the consideration transferred and the acquisition-date fair value of any previous equity interest in the acquired entity over the acquisition-date fair value of the net identifiable assets (net of identifiable assets acquired and liabilities assumed/contingent consideration) acquired is recognised as goodwill/ (bargain purchase gain). Any gain on a bargain purchase is recognised in other comprehensive income and accumulated in equity as Capital Reserve if there exists clear evidence of the underlying reasons for classifying the business combination as resulting in a bargain purchase, otherwise the gain is recognised directly in equity as Capital Reserve.

(ac) Standards issued but not yet effective

Ministry of Corporate Affairs ("MCA") notifies new standard or amendments to the existing standards under the companies (Indian Accounting Standards) Rules as issued from time to time. During the year ended March 31, 2024, MCA has not notified any new standards or amendments to the existing standards applicable to the Group.

Note No. 4 : Property, plant and equipment
(Rs. in Lakhs, unless stated otherwise)

Gross Block	Freehold Land	Factory Building	Other Building	Plant and Equipment	Furniture and Fixtures	Office Equipments	Computer	Vehicles	Total
Cost as at March 31, 2022	1,925.26	48,238.07	3,499.93	2,78,386.78	408.15	486.58	996.61	1,188.25	3,35,129.63
Addition during the year	410.00	11,490.10	8,865.70	49,802.38	811.63	283.18	175.47	200.55	72,039.01
Sold/discarded during the year	1.35	1,731.55	5.53	10,609.28	-	164.24	168.58	1.64	12,682.17
Cost as at March 31, 2023	2,333.91	57,996.62	12,360.10	3,17,579.88	1,219.78	605.52	1,003.50	1,387.16	3,94,486.47
Addition during the year "	-	1,829.70	-	16,214.21	698.98	573.55	204.84	5.81	19,527.09
Acquired under business combination (Refer note 51A)	-	11,409.87	-	27,337.50	-	936.49	-	-	39,683.86
Reclassification	5,831.89	(30.56)	(6,512.63)	1,361.35	(553.25)	(39.22)	(39.11)	(8.05)	10.42
Sold/discarded during the year	-	15.62	-	45.72	-	-	-	-	61.34
Adjustment during the year	-	164.22	-	(99.51)	(0.03)	(164.22)	-	-	(99.54)
Cost as at March 31, 2024	8,165.80	71,354.23	5,847.47	3,62,347.71	1,365.48	1,912.12	1,169.23	1,384.92	4,53,546.96
Accumulated depreciation	Freehold Land	Factory Building	Other Building	Plant and Equipment	Furniture and Fixtures	Office Equipments	Computer	Vehicles	Total
Accumulated depreciation as at March 31, 2022	-	8,877.51	337.95	61,433.16	176.79	348.29	531.94	283.29	71,988.93
Depreciation for the year	-	2,697.18	63.35	16,230.33	481.52	221.09	226.62	323.44	20,243.53
Deductions	-	38.91	0.06	435.76	-	155.22	160.15	1.63	791.73
Accumulated depreciation as at March 31, 2023	-	11,535.78	401.24	77,227.73	658.31	414.16	598.41	605.10	91,440.73
Depreciation for the year	-	2,176.93	86.31	19,269.06	103.27	568.94	152.45	146.76	22,503.72
Acquired under business combination (Refer note 51A)	-	5,460.69	-	20,526.35	-	615.43	-	-	26,602.47
Reclassification	-	(30.56)	-	433.71	(306.33)	(39.23)	(39.11)	(8.06)	10.42
Deductions	-	11.81	-	1.62	-	-	-	-	13.43
Adjustment	-	71.97	27.31	(0.31)	(0.58)	(83.15)	-	-	15.24
Accumulated depreciation as at March 31, 2024	-	19,203.00	514.86	1,17,454.92	454.67	1,476.15	711.75	743.80	1,40,559.15
Net carrying value as at March 31, 2023	2,333.91	46,460.84	11,958.86	2,40,352.14	561.47	191.36	405.09	782.04	3,03,045.74
Net carrying value as at March 31, 2024	8,165.80	52,151.24	5,332.61	2,44,892.78	910.81	435.97	457.48	641.12	3,12,987.81

Notes :

- 4.1. For assets pledged and hypothecated against borrowings, refer note 19.
- 4.2 In the previous year, the Group has enhanced capacity of Nonwoven fabrics w.e.f. March 15, 2023.
- 4.3 Interest expenses of Rs 281.80 Lakhs (Previous year Rs 2,698.99 Lakhs) directly attributable to the acquisition of property, plant and equipment are capitalized during the year as part of the cost of the assets up to the date of such asset is ready for its intended use. The rate used to determine borrowing cost capitalised is ranging from 5.21% to 8.78% per annum (Previous year 6.81 % per annum).
- 4.4 The Group has given certain freehold land and machinery on operating lease; rental income from which amounting Rs. 291.93 lakhs (Previous year : Rs. 39.90 lakhs) has been shown in other income (refer note 32).
- 4.5 During the year and previous year, the Group has not revalued its property, plant and equipment.
- 4.6 No proceeding has been initiated or pending against the Group for holding any benami property under the Prohibition of Benami Transactions Act, 1988 and rules made thereunder.
- 4.7 During the year a subsidiary company has re-assessed the investment property purchased on January 20, 2023 (earlier categorised as Investment (Building) into separate components attached to the property i.e. land, building and plant and machinery. The purchase price allocation has been done after taking the valuation dated May 20, 2024 from the Registered valuer. Valuation of machinery attached to the building has been separated and classified as Property, plant and equipment based upon the valuation report.
- 4.8 Refer note 53 for fire occurred on January 01, 2023.



Note No. 4A : Capital work-in-progress

(Rs. in Lakhs, unless stated otherwise)

Particulars	Amount	Total
Cost as at March 31, 2022	7,748.55	7,748.55
Additions	71,651.81	71,651.81
Assets capitalised	70,158.18	70,158.18
Cost as at March 31, 2023\$	9,242.18	9,242.18
Additions	23,575.57	23,575.57
Depreciation for the year	4,300.66	4,300.66
Assets capitalised	16,829.38	16,829.38
Cost as at March 31, 2024\$	20,289.03	20,289.03

\$ includes borrowing costs Rs. 862.34 lakhs (Previous year Rs. 170.70 Lakhs). The rate used to determine borrowing cost capitalised is ranging from 5.19% to 8.78% per annum (Previous year: 8.34%).

Ageing for capital work in progress as at March 31, 2024 is as follows:

Particulars	Amount in Capital work-in-progress for a period of				Total
	Less than 1 year	1-2 years	2-3 years	More than 3 years	
Projects in progress					
Project 1	6,431.64	286.30	-	-	6,717.94
Project 2	4,493.27	4,094.62	978.98	-	9,566.87
Project 17	3,053.87	-	-	-	3,053.87
Project 4	264.63	647.46	-	-	912.09
Project 5	38.26	-	-	-	38.26
Total	14,281.67	5,028.38	978.98	-	20,289.03

Ageing for capital work in progress as at March 31, 2023 is as follows:

Particulars	Amount in Capital work-in-progress for a period of				Total
	Less than 1 year	1-2 years	2-3 years	More than 3 years	
Projects in progress					
Project 2	4,094.62	978.99	-	-	5,073.61
Project 5	2,054.21	2.70	-	-	2,056.91
Project 4	647.46	-	-	-	647.46
Project 1	286.30	-	-	-	286.30
Project 7	237.54	-	-	-	237.54
Project 8	457.62	-	-	-	457.62
Project 9	149.72	-	-	-	149.72
Project 10	89.23	-	-	-	89.23
Project 11	82.44	-	-	-	82.44
Project 12	61.28	-	-	-	61.28
Project 13	55.71	-	-	-	55.71
Project 14	33.27	-	-	-	33.27
Project 15	6.49	-	-	-	6.49
Project 16	4.60	-	-	-	4.60
Total	8,260.49	981.69	-	-	9,242.18

The Group has no system of capital budgeting hence cost over run and time over run cannot be determined.



JINDAL POLY FILMS LIMITED

Note No. 4B Right of Use Assets	(Rs. in Lakhs, unless stated otherwise)	
Gross Block	Building	Total
Cost as at March 31, 2022	438.12	438.12
Additions during the year	2,166.56	2,166.56
Disposal during the year	125.55	125.55
Cost as at March 31, 2023	2,479.13	2,479.13
Additions during the year	3,270.01	3,270.01
Depreciation for the year	758.94	758.94
Disposal during the year	68.00	68.00
Cost as at March 31, 2024	6,440.08	6,440.08
Accumulated depreciation		
Accumulated depreciation as at March 31, 2022	208.93	208.93
Depreciation for the year	443.14	443.14
Deductions	-	-
Accumulated depreciation as at March 31, 2023	652.07	652.07
Depreciation for the year	250.63	250.63
Depreciation for the year	271.38	271.38
Deductions	-	-
Accumulated depreciation as at March 31, 2024	1,174.08	1,174.08
Net carrying value as at March 31, 2023	1,827.06	1,827.06
Net carrying value as at March 31, 2024	5,266.00	5,266.00

4B.1 Lease deeds of right-of-use assets are held in the name of the Group.

4B.2 Refer note 55.

Note No. 4C Intangible assets

Gross Block	Softwares	Total
Cost as at March 31, 2022	881.64	881.64
Additions during the year	110.91	110.91
Sold/discarded during the year	-	-
Cost as at March 31, 2023	992.55	992.55
Additions during the year	123.41	123.41
Depreciation for the year	7,392.54	7,392.54
Sold/discarded during the year	142.64	142.64
Cost as at March 31, 2024	8,365.86	8,365.86
Accumulated depreciation		
Accumulated depreciation as at March 31, 2022	667.46	667.46
Depreciation for the year	199.56	199.56
Deductions	-	-
Accumulated depreciation as at March 31, 2023	867.02	867.03
Depreciation for the year	703.47	703.47
Depreciation for the year	2,716.55	2,716.55
Deductions	-	-
Accumulated depreciation as at March 31, 2024	4,287.04	4,287.05
Net carrying value as at March 31, 2023	125.53	125.53
Net carrying value as at March 31, 2024	4,078.82	4,078.82



Notes :

- 4C.1 Intangible assets are purchased assets with finite useful lives which are amortised using straight line method over their useful lives.
- 4C.2 There are no restrictions as to the title of any of the items included in intangible assets.
- 4C.3 There were no revaluation carried out by the Group during the year and previous year.
- 4C.4 Intangible assets under development as on March 31, 2024 is Rs. Nil (Previous year : Nil).
- 4C.5 No addition to or transfers from intangible assets under development during the year ended March 31, 2024. (Previous year : Nil)

Note No. 5 : Investments- Non current

(Rs. in Lakhs, unless stated otherwise)

S No.	Particulars	As at March 31, 2024			As at March 31, 2023		
		No of Shares/ units	Face Value (per share / unit)	Amount	No of Shares/ units	Face Value (per share / unit)	Amount
5.1	Investments in equity instruments :						
(a)	Investment in associates (unquoted) (measured at cost)						
	Enerlite Solar Films India Private Limited	6,24,000	10.00	62.40	4,62,000	10	46.20
	Jindal Display Limited (earlier known as Jindal Semiconductor Limited)	45,000	10.00	4.50	45,000	10	4.50
	Less:- Provision for impairment	-	-	(4.50)	-	-	-
(b)	In other companies (quoted) (measured at fair value through profit & loss) \$						
	ITC Limited	-	-	-	1,13,99,881	1.00	43,718.54
	Hindustan Unilever Limited	-	-	-	4,92,025	1.00	12,597.56
	Coal India Limited	-	-	-	22,94,650	10.00	4,902.52
	Godrej Consumer Products Limited	-	-	-	2,51,035	1.00	2,430.40
	Hindustan Zinc Limited	-	-	-	2,11,727	2.00	621.10
	Tata Coffee Limited	-	-	-	5,75,425	1.00	1,184.51
	Dabur India Limited	-	-	-	1,96,000	10.00	1,068.00
	Marico Limited	-	-	-	1,34,700	1.00	646.29
	Shyam Metalics and Energy	-	-	-	3,19,016	10.00	838.53
	Garware Polyester Limited	-	-	-	100	10	0.53
	Sula Vineyards Limited	-	-	-	4,02,784	2	1,476.81
	Jindal Steel & Power Limited	-	-	-	8,70,023	1	4,752.07
	NMDC Limited	-	-	-	8,95,000	1	998.37
	National Aluminium Group Limited	-	-	-	12,02,500	5	942.76
(c)	In other Companies (unquoted) (measured at fair value through profit & loss)						
	Utkarsh Coreinvest Limited	1,50,960	10	552.23	-	-	-
	JPF Netherlands B.V.	1,70,000	-	948.80	1,70,000	-	2,009.40
				1,563.43			78,238.09

\$ The Holding Company has reclassified all the investment in quoted equity shares as current assets.

(Rs. in Lakhs, unless stated otherwise)

S No.	Particulars	As at March 31, 2024			As at March 31, 2023		
		No of Shares/ units	Face Value (per share / unit)	Amount	No of Shares/ units	Face Value (per share / unit)	Amount
5.2	Investments in preference shares (unquoted):						
	In associate (measured at fair value through profit & loss)						
	1% Non-cumulative redeemable preference share						
	Enerlite Solar Films India Private Limited	33,00,000	10.00	315.96	33,00,000	10	316.42
	1% Non-cumulative redeemable preference share series I						
	Enerlite Solar Films India Private Limited	51,00,000	10.00	447.80	51,00,000	10	449.87
	Enerlite Solar Films India Private Limited	48,00,000	10.00	421.81	48,00,000	10	423.75
	Less: Share of net profit/(loss) of associate	-	-	(62.40)	-	-	(276.34)
		1,41,89,960		1,123.17	3,31,21,866		913.70
5.3	Investments in preference shares (unquoted) :						
	(measured at fair value through profit & loss)						
	Zero % Redeemable Preference Shares of Jindal Photo Limited (Refer Note 5.8)	19,000,000	-	1,900.00	1,90,00,000	-	1,900.00
	1% Non-cumulative redeemable preference share of Concatenate Advest Advisory Private Limited	11,660	-	86.27	11,660	-	80.40
		19,011,660		1,986.27	1,90,11,660		1,980.40
5.4	Investments in other securities						
(a)	Perpetual bond (quoted) (measured at amortised cost)						
	7.72% State Bank of India - SR I (with first Call option 03-Sep-2026)	20	1,00,00,000	2,026.88	20	1,00,00,000	1,958.95
	7.55 % State Bank of India - SR III (with first Call option 14-Dec-2026)	80	1,00,00,000	8,062.27	80	1,00,00,000	7,784.14
(b)	Zero coupon bonds (unquoted) (measured at amortised cost)						
	HDB Financial Services Limited	250	10,00,000	2,915.42	250	10,00,000	2,670.28
	LIC Housing Finance Limited	250	10,00,000	2,905.21	250	10,00,000	2,636.12
	Mindspace Business Parks REIT	-	-	-	50	10,00,000	561.20
(c)	Investments in alternate investment funds (unquoted) (measured at fair value through profit & loss)						
	3one4 Capital - Fund IV	3,75,00,000	1	321.35	1,250	10,000	112.03
	Fireside Ventures Investment Fund III	750	1,00,000	703.74	375	1,00,000	308.52
	Riverwalk Holdings - Fund I\$\$	15,00,000	100	1,287.87	250,000	100	374.71
	Carpediem Capital Partners Fund II^	10,000	10,000	332.89	-	-	-
	CIF-II Scheme I	66,842	1,000	685.11	-	-	-
	Sauce Continuity Fund	20,500	1,000	208.46	-	-	-
				20,404.99			16,405.93

\$\$ Face value is Rs. 100 per unit and paid-up value is Rs. 68 per unit (Previous year paid up value Rs. 50 per unit).

^ Face value is Rs. 10,000 per unit and paid-up value is Rs. 2,800 per unit.



JINDAL POLY FILMS LIMITED

(Rs. in Lakhs, unless stated otherwise)

S No.	Particulars	As at March 31, 2024			As at March 31, 2023		
		No of Shares/ units	Face Value (per share / unit)	Amount	No of Shares/ units	Face Value (per share / unit)	Amount
5.6	Aggregate amount of quoted investments and market value thereof			10,089.15			85,921.09
	Aggregate amount of unquoted investments			14,988.71			11,617.05
	Aggregate value of impairment in unquoted investments			4.50			-
	Aggregate provision for diminution in value of unquoted investments			-			-
5.7	In earlier years, the Holding Company has invested in 1% Non-cumulative redeemable preference shares having carrying value as at March 31, 2024 of Rs. 1,320 Lacs of Enerlite Solar Films India Private Limited, an associate of the Group.						
5.8	In earlier years, one of the subsidiary has invested in zero percent redeemable preference shares of Jindal Photo Limited, having carrying value Rs. 1,900.00 lakhs. That subsidiary has considered investment in zero percent redeemable preference shares of Jindal Photo Limited as quasi capital under Ind AS 109 being investment in Group entity. Accordingly amortised cost of effective portion of debt and equity has been segregated considering 12 % discounting rate as follows :						
	Debt Component			1,666.13			1,487.62
	Equity Component			233.87			412.38
	Total			1,900.00			1,900.00

(Rs. in Lakhs, unless stated otherwise)

Particulars	As at March 31, 2024	As at March 31, 2023
-------------	-------------------------	-------------------------

Note No. 6 : Loans

Unsecured, considered good unless stated otherwise

Loan to a related party (Refer note 44)	1,804.36	-
	1,804.36	-

Sub classification :

- Loans receivables - considered good - unsecured	1,804.36	-
---	----------	---

Particulars	Purpose	Debts outstanding as at March 31, 2024	Maximum balance outstanding during the year	Debts outstanding as at March 31, 2023	Maximum balance outstanding during the year
JPF Dutch B.V.	Business purpose	1,804.36	1,804.36	-	-

(Rs. in Lakhs, unless stated otherwise)

Particulars	As at March 31, 2024	As at March 31, 2023
Note No. 7 : Other financial assets		
Unsecured, considered good unless stated otherwise		
Claims and other receivables	107.11	-
Security deposits\$	821.67	763.82
Textile subsidy receivable	8,982.80	-
Deposits with original maturity of more than twelve months	125.00	-
	10,036.58	763.82

\$ 1) In a subsidiary, a deposit of Rs. 100 lakhs (Previous year Rs. Nil) deposited with Hon'ble Supreme Court of India on filing of appeal against order passed by National Green Tribunal.

2) A subsidiary company had deposited an earnest money amounting to Rs. 439.24 lakhs with the Delhi Development Authority (DDA) for the purchase of land. However, the subsidiary company has not taken possession of the land due to several factors, including the lack of proper disclosures in the e-auction documents issued by DDA. Consequently, DDA initiated a process to forfeit the deposit, against which the subsidiary company filed a writ petition with the Hon'ble Delhi High Court. On September 9, 2022, the Hon'ble Delhi High Court passed an order directing DDA to issue a speaking order after hearing the subsidiary company's case and restraining DDA from taking any coercive steps in the interim. As DDA has not yet passed its order, the management continues to consider the deposit as good and recoverable.

Note No. 8 : Other non-current assets

Unsecured, considered good unless stated otherwise

Capital advances	4,367.29	8,381.55
Surplus in gratuity defined benefit plan	1,142.73	1,129.26
Due from employees-Non current	2.67	-
Prepaid expenses	130.05	99.85
	5,642.74	9,610.66

Note No. 9 : Inventories

Valued at lower of cost and net realisable value

Raw material (Refer note 9.2)	54,999.81	54,471.97
Work in progress	4,521.17	2,470.67
Finished goods	42,569.58	34,799.75
Stock in trade	5.11	9.77
Store, spares and tools	11,052.16	8,157.41
Packing materials	1,223.88	768.24

At net realisable value

Waste	300.00	209.57
	1,14,671.71	1,00,887.38

9.1 Refer note 3 for accounting policy on inventories and note 24 for hypothecation of inventories.

9.2 Raw material includes goods in transit (in lakhs)	3,121.84	391.48
Finished goods in transit (in lakhs)	15,148.29	9,654.51

9.3 Write down of inventories by Rs 440.59 Lakhs (Previous year : Rs 18.18 Lakhs) to net realisable value. These were recognised as expense during the year and included in 'Changes in inventories of finished goods, work-in-progress and stock-in-trade' in Statement of Profit and Loss.



Note 10 : Investments- current

10.1 Investments in equity instruments (measured at fair value through profit & loss)

In other companies (quoted)	As at March 31, 2024			As at March 31, 2023		
	No of Shares	Face Value (per share)	Amount	No of Shares	Face Value (per share)	Amount
ITC Limited	1,42,38,788	1	60,991.85	-	-	-
Hindustan Unilever Limited	4,92,025	1	11,141.17	-	-	-
Hindustan Zinc Limited	2,11,727	2	618.88	-	-	-
Dabur India Limited	98,000	10	512.69	-	-	-
Marico Limited	67,350	1	334.86	-	-	-
Sula Vineyards Limited	4,02,784	2	2,220.95	-	-	-
Jindal Steel & Power Limited	8,70,023	1	7,387.80	-	-	-
National Aluminium Company Limited	12,02,500	5	1,834.41	-	-	-
Garware Hi-tech Films Limited	100	10	1.75	-	-	-
Emami Limited	2,23,605	1	960.05	-	-	-
Adani Power Limited	2,08,000	10	1,110.30	-	-	-
Kaya Limited	7,223	10	22.39	-	-	-
Tata Consumer Products Limited	76,340	1	836.84	-	-	-
Archean Chemical Industries Limited	77,200	2	516.47	-	-	-
HEG Limited	1,17,509	10	2,166.92	-	-	-
Eldeco Housing & Industries Limited	466	2	3.74	-	-	-
Total (A)			90,661.07			-

10.2 Investments in mutual fund units (unquoted) (measured at fair value through profit & loss)

Particulars	As at March 31, 2024		As at March 31, 2023	
	No of Units	Rs. in lakhs	No of Units	Rs. in lakhs
Aditya Birla Sun Life Banking & PSU Debt Fund Growth-Direct Plan	40,76,208.85	13,976.68	49,01,208.85	15,614.80
Aditya Birla Sun Life Banking & PSU Debt Fund Growth-Direct Plan\$	8,25,000.00	2,828.79	-	-
Aditya Birla Sun Life Corporate Bond Fund Growth -Direct Plan	1,96,03,347.00	20,239.53	1,16,64,933.62	11,152.29
Aditya Birla Sun Life Corporate Bond Fund Growth -Direct Plan\$	23,39,500.00	2,415.42	46,79,000.00	4,473.37
Axis Banking & PSU Debt Fund - Direct Growth	8,49,769.49	20,851.97	8,49,769.49	19,447.59
Axis Corporate Debt Fund - Direct Growth	1,55,15,304.75	2,509.29	1,55,15,304.75	2,323.00
Axis Short Term Fund - Direct Plan - Growth	2,93,58,150.98	8,874.29	2,93,58,150.98	8,227.30
Bandhan Corporate Bond Fund Growth -Direct Plan	12,76,85,967.60	22,754.92	12,76,85,967.60	21,198.68



JINDAL POLY FILMS LIMITED

Particulars	As at March 31, 2024		As at March 31, 2023	
	No of Units	Rs. in lakhs	No of Units	Rs. in lakhs
Bharat Bond ETF - April 2030	12,12,414.00	16,423.02	12,12,414.00	15,155.07
DSP Banking & PSU Debt Fund Growth -Direct Plan	87,94,430.21	1,978.03	87,94,430.21	1,831.22
DSP Short Term Fund Growth -Direct Plan	49,12,110.31	2,237.10	50,68,855.91	2,143.33
DSP Liquidity Fund - Direct Plant- Growth	-	-	658.44	21.18
HDFC Corporate Bond Fund-Direct Plan Growth	19,925.77	5.95	-	-
HDFC Banking and PSU Debt Fund Growth -Direct Plan	3,12,16,704.63	6,737.19	3,12,16,704.63	6,250.30
HDFC Corporate Bond Fund Growth -Direct Plan	13,56,36,921.64	40,533.06	11,88,52,753.03	32,826.30
ICICI Prudential Banking & PSU Debt Fund Growth -Direct Plan	2,29,23,816.92	7,055.70	2,29,23,816.92	6,532.30
ICICI Prudential Corporate Bond Fund Growth -Direct Plan	8,94,80,001.99	25,184.68	8,94,80,001.99	23,289.68
ICICI Prudential Short Term Fund Growth -Direct Plan	1,87,89,045.82	11,072.80	1,87,89,045.82	10,215.28
Invesco India Corporate Bond Fund -Direct Plan Growth	1,82,602.46	5,586.33	1,82,602.46	5,187.64
Nippon India Banking & PSU Debt Fund -Direct Growth Plan	2,31,35,551.19	4,488.46	2,31,35,551.19	4,164.42
Nippon India Floating Rate Fund -Direct Growth Plan	1,31,35,666.73	5,611.36	1,31,35,666.73	5,190.62
SBI Banking and PSU Fund -Direct Growth Plan	2,50,604.92	7,480.72	2,50,604.92	6,954.29
SBI Corporate Bond Fund -Direct Plan Growth	17,53,62,665.54	25,161.04	17,53,62,665.54	23,369.00
SBI Short Term Debt Fund -Direct Plan Growth	2,62,28,323.12	8,046.77	2,62,28,323.12	7,476.41
Tata Money Market Fund Direct Plan Growth \$\$	51,388.40	2,244.40	51,388.40	2,080.23
UTI Corporate Bond Fund -Direct Plan Growth	4,45,67,847.70	6,719.18	4,45,67,847.70	6,239.81
UTI ST Income Fund-Direct Plan Growth	27,69,916.95	843.70	27,69,916.95	779.02
Aditya Birla Sun Life Banking Banking & PSU DEBT Fund-Growth Direct Plan	3,23,840.49	1,110.40	3,41,905.35	1,089.28
Aditya Birla Sun Life Banking Corporate Bond Fund-Growth Direct Plan	97,616.85	100.78	64,934.01	62.08
Total (B)		2,73,071.56		2,43,294.49

\$ includes mutual funds of Rs. 5,244.21 lakhs (Previous year : Rs. 4473.37 lakhs) as margin money with HDFC Bank Limited to avail short term borrowings, however there was no outstanding short term borrowings as at March 31, 2024 and March 31, 2023.

\$\$ includes mutual funds of Rs. 2,244.40 lakhs (Previous year : Rs. 2,080.23 lakhs) are lien with Emkay Global Finance & Services Ltd as margin money for purchase of shares, however against which there was no outstanding dues as at March 31, 2024 and March 31, 2023.



10.3 Investments in other securities

Particulars	As at March 31, 2024			As at March 31, 2023		
	No of Shares/ units	Face Value (per share / unit)	Amount (Rs. in Lakhs)	No of Shares/ units	Face Value (Rs. per share / unit)	Amount (Rs. in Lakhs)
Investments in debentures or bonds (Unquoted)						
7.20% Housing Development Finance Corporation Limited	-	-	-	200	10,00,000	2,000.40
9.08% LIC Housing Finance Limited	-	-	-	200	10,00,000	2,026.71
6.40% National Bank For Agriculture And Rural Development	-	-	-	200	10,00,000	1,999.58
6.55% NTPC Limited	-	-	-	200	10,00,000	2,000.01
5.04% Indian Railway Finance Corporation Limited	-	-	-	200	10,00,000	1,997.59
5.70% Bajaj Finance Limited	-	-	-	250	10,00,000	2,490.86
5.00% Bajaj Housing Finance Limited	-	-	-	250	10,00,000	2,481.12
5.40% Housing Development Finance Corporation Limited	-	-	-	250	10,00,000	2,483.65
5.69% REC Limited	-	-	-	250	10,00,000	2,481.12
5.47% Power Finance Corporation Limited	-	-	-	250	10,00,000	2,482.45
Pass through certificates (Quoted)						
Liquid Gold Series 3 Dec 2020 - Series A PTC 17 Dec 20	-	-	-	500	100,000	325.70
Liquid Gold Series 4 - Series A PTC 15 Feb 21	-	-	-	500	100,000	347.72
Mindspace Business Parks REIT-MLD Series 2	500	10,00,000	606.15	-	-	-
Total (C)			606.15			23,117.07
Total Investment (A+B+C)			3,64,338.78			2,66,411.56
Aggregate amount of quoted investments and market value thereof			91,267.22			673.42
Aggregate amount of unquoted investments			2,73,071.57			2,65,738.14
Aggregate value of impairment in investments			-			-



JINDAL POLY FILMS LIMITED

(Rs. in Lakhs, unless stated otherwise)

Sl. No.	Particulars	As at March 31, 2024	As at March 31, 2023
Note No. 11 : Trade receivables			
	Trade receivable secured, considered good	75.51	-
	Trade receivable unsecured, considered good	35,273.87	24,763.49
	Trade receivable which have significant increase in credit risk	188.18	-
	Credit impaired	945.70	452.70
		36,483.26	25,216.20
	Less: Allowances for expected credit loss	(986.11)	(452.70)
		35,497.15	24,763.49

- 11.1 Trade receivables are hypothecated to secure borrowings. Refer note 24
- 11.2 For receivables from related parties, Refer note 44
- 11.3 Trade receivables are subject to balance confirmations.
- 11.4 Trade receivables are non-interest bearing and are generally on terms of 0 to 180 days. Interest is chargeable at market rate beyond due date.
- 11.5 No trade or other receivables are due from directors or other officers of the Group either severally or jointly with any other person other than disclosed in Note 44.
- 11.6 Trade receivables considered good- secured based on the security deposit provided by the customers which is adjustable against non payment by the customers.

Ageing schedule for trade receivables

As at March 31, 2024

Sl. No.	Particulars	Not Due	Outstanding for following periods from due date of payment					Total
			Less than 6 months	6 months - 1 year	1-2 years	2-3 years	More than 3 years	
(i)	Undisputed Trade Receivables - considered good	28,292.26	6,120.11	284.56	637.79	14.68	-	35,349.40
(ii)	Undisputed Trade Receivables - which have significant increase in credit risk	-	-	-	5.96	18.84	2.48	27.28
(iii)	Undisputed Trade Receivables - credit impaired	-	16.80	2.83	324.36	9.70	109.21	462.90
(iv)	Disputed Trade Receivables - considered good	-	-	-	-	-	-	-
(v)	Disputed Trade Receivables - which have significant increase in credit risk	-	-	-	142.64	18.26	-	160.90
(vi)	Disputed Trade Receivables - credit impaired	-	9.72	32.73	252.45	-	187.88	482.78
(vii)	Less: Allowances for expected credit loss	-	-	-	-	-	-	(986.11)
	Total	28,292.26	6,146.63	320.12	1,363.20	61.48	299.57	35,497.15



As at March 31, 2023

Sl. No.	Particulars	Not Due	Outstanding for following periods from due date of payment					Total
			Less than 6 months	6 months - 1 year	1-2 years	2-3 years	More than 3 years	
(i)	Undisputed Trade Receivables - considered good	18,504.54	5,425.55	785.72	26.14	-	-	24,741.95
(ii)	Undisputed Trade Receivables - which have significant increase in credit risk	-	-	-	19.06	2.48	-	21.54
(iii)	Undisputed Trade Receivables - credit impaired	-	-	27.02	16.06	-	109.20	152.28
(iv)	Disputed Trade Receivables - considered good	-	-	-	-	-	-	-
(v)	Disputed Trade Receivables - which have significant increase in credit risk	-	-	-	-	-	-	-
(vi)	Disputed Trade Receivables - credit impaired	-	112.54	-	-	-	187.88	300.42
(vii)	Less: Allowances for expected credit loss	-	-	-	-	-	-	(452.70)
	Total	18,504.54	5,538.09	812.74	61.26	2.48	297.08	24,763.49

(Rs. in Lakhs, unless stated otherwise)

Sl. No.	Particulars	As at March 31, 2024	As at March 31, 2023
---------	-------------	----------------------	----------------------

Note No. 12 : Cash and cash equivalents

Cash on hand	1,076.57	1.18
Balance with banks in current accounts	719.80	1,179.67
	1,796.37	1,180.85

Note No. 13 : Bank balances- others

Fixed deposits with maturity of more than three months but less than twelve months	10.48	-
Earmarked balances :		
Unpaid dividend account	38.56	39.09
Unspent CSR account balances	93.48	-
Fixed deposits (Lien with authorities)	706.23	-
Fixed deposits with maturity of more than three months *	8,919.97	4,911.08
	9,768.72	4,950.17

*Rs 10.57 lakhs (Previous year Rs.126.83 lakhs) are pledged with a bank against LC;

Rs. 47.33 lakhs (Previous year Rs. 46.10 lakhs) are pledged with U.S. Customs and Border Protection through authorised bond insurance companies;

Rs. 487.47 lakhs (Previous year Rs. Nil) with a bank against fulfillment of covenants as sanction letter;

and balance of Rs 8,374.60 lakhs (Previous year Rs 4,738.15 lakhs) are pledged with a bank for securing short term borrowings. (Refer note 24A)



JINDAL POLY FILMS LIMITED

(Rs. in Lakhs, unless stated otherwise)

Sl. No.	Particulars	As at March 31, 2024	As at March 31, 2023
Note No. 14 : Loans			
Unsecured, considered good:			
	Loan to employee	4.11	5.01
	Loan to related parties (Refer note 44)	9,380.16	41,286.53
		9,384.27	41,291.54
Sub-classification			
	- Loans receivables - considered good - unsecured	9,384.27	41,291.54

Particulars	Purpose	Debts outstanding as at March 31, 2024	Maximum balance outstanding during the year	Debts outstanding as at March 31, 2023	Maximum balance outstanding during the year
-Associates					
Enerlite Solar Films India Private Limited	Business purpose	3,064.91	3,064.91	2,514.00	2,514.00
-Others					
JPF Netherland B.V., Netherlands	Business purpose	6,315.25	6,315.25	6,272.53	6,272.53
Jindal India Thermal Power Limited	Business purpose	-	-	32,500.00	32,500.00

(Rs. in Lakhs, unless stated otherwise)

Sl. No.	Particulars	As at March 31, 2024	As at March 31, 2023
Note No. 15 : Other financial assets			
(Unsecured, considered good unless stated otherwise)			
	Government grant receivable under package Scheme of incentives	70,552.98	57,052.18
	MSEB receivable	616.32	1,723.53
	Interest subsidy receivable	1,815.74	3,227.87
	Textile subsidy receivable	19,623.85	-
	Electricity subsidy receivable	512.89	-
	Export incentive receivable	18.23	-
	Dividend receivable#	657.24	904.90
	Security deposits	273.07	3.09
Interest accrued on deposits and loans			
	From related parties (Refer note 44)	888.00	1,139.35
	From others	1,168.56	1,310.60
Claims and other receivables:			
	From related parties (Refer note 44)	199.12	2,096.77
	From others*	5,441.02	8,183.95
	Derivative - forward contracts	90.85	-
		1,01,857.87	75,642.25



JINDAL POLY FILMS LIMITED

(Rs. in Lakhs, unless stated otherwise)

Sl. No.	Particulars	As at March 31, 2024	As at March 31, 2023
	# Includes interim dividend amounting to Rs. 657.24 lakhs declared by a related party in earlier year. The subsidiary company is of the view that the same is good and recoverable.		
	*includes discount receivable from vendors, interest receivable from the Custom department etc.		
Note No. 16 : Current tax assets (Net)			
	Advance income tax (Net of provision for tax)	6,137.98	5,148.59
		6,137.98	5,148.59

Note No. 17 : Other current assets

(Unsecured, considered good unless stated otherwise)

GST input credits	3,916.59	3,096.02
Balance with Government authorities	331.13	0.57
Export incentive receivables	436.52	3,182.79
Prepaid expenses	345.82	506.97
Advances against supplies to others		
- from related party (Refer note. 44)	3.99	-
- from others	3,882.89	4,620.38
Others*	318.51	40.03
	9,235.45	11,446.76

* Includes imprest to employees

Note No. 18 : Equity share capital

Authorised

23,20,00,000 (Previous year : 23,20,00,000) Equity Shares of Rs 10 each (Previous year : Rs. 10 each)	23,200.00	23,200.00
3,00,00,000 (Previous year : 3,00,00,000) Cumulative Redeemable Preference Shares Capital of Rs 10 each (Previous year : Rs. 10 each)	3,000.00	3,000.00
	26,200.00	26,200.00

Subscribed, Issued and Paid up

4,37,86,413 (Previous year : 4,37,86,413) Equity Shares of Rs 10 each (Previous year : Rs. 10 each)	4,378.64	4,378.64
	4,378.64	4,378.64

(Rs. in Lakhs, unless stated otherwise)

Sl. No.	Particulars	As at March 31, 2024		As at March 31, 2023	
		Number of Shares	Amount (Rs. in Lakhs)	Number of Shares	Amount (Rs. in Lakhs)
(a)	Reconciliation of the number of shares at the beginning and at the end of the year				



JINDAL POLY FILMS LIMITED

(Rs. in Lakhs, unless stated otherwise)

Sl. No.	Particulars	As at March 31, 2024		As at March 31, 2023	
		Number of Shares	Amount (Rs. in Lakhs)	Number of Shares	Amount (Rs. in Lakhs)
	Balance as at the beginning of the year	4,37,86,413	4,378.64	4,37,86,413	4,378.64
	Add : Issued during the year	-	-	-	-
	Balance as at the end of the year	4,37,86,413	4,378.64	4,37,86,413	4,378.64
(b)	Share held by holding company				
	(based on confirmation received from the registrar)				
	Concatenate Advest Advisory Private Limited#	-	-	2,74,98,059	62.80%
	Concatenate Flexi Films Advest Private Limited*	2,74,98,059	62.80%	-	-
(c)	Shareholders holding more than 5 percent Equity shares of the Holding Company				
	(based on confirmation received from the registrar)				
	Concatenate Advest Advisory Private Limited#	-	-	2,74,98,059	62.80%
	Concatenate Flexi Films Advest Private Limited*	2,74,98,059	62.80%	-	-
	Bhavesh Trust	35,77,958	8.17%	35,77,958	8.17%
	Mrs. Seetha Kumari	-	-	22,06,187	5.04%

(d) Terms/ rights attached to equity shares

Each holder of equity shares is entitled to one vote per share. In the event of liquidation of the Holding Company, the holders of equity shares will be entitled to receive remaining assets of the Holding Company, after distribution of all preferential amounts. The distribution will be in proportion to the number of equity shares held by the shareholders. There is no restriction on distribution of dividend, however same is subject to the approval of the shareholders in the Annual General Meeting of the Holding Company.

(e) Shares held by promoters at the end of the year

The details of shares held by promoters as at March 31, 2024 are as mentioned below as certified by the Management -

(Rs. in Lakhs, unless stated otherwise)

Sl. No.	Promoter Name	Shares held by promoters at the end of the year		% Change during the year
		No. of shares	% of total shares	
1	Concatenate Advest Advisory Private Limited#	-	-	#
2	Concatenate Flexi Films Advest Private Limited*	2,74,98,059	62.80%	*
3	Bhavesh Trust	35,77,958	8.17%	-
4	Consolidated Finvest and Holdings Limited	15,64,072	3.57%	-
5	Mr. Bhavesh Jindal	1,000	0.00%	-
	Total	3,26,41,089	74.55%	



The details of shares held by promoters as at March 31, 2023 are as mentioned below as certified by the Management -

Shares held by promoters at the end of the year			% Change during the year
Sl. No.	Promoter Name	No. of shares	% of total shares
1	Concatenate Advest Advisory Private Limited	2,74,98,059	62.80%
2	Bhavesh Trust	35,77,958	8.17%
3	Consolidated Finvest and Holdings Limited	15,64,072	3.57%
4	Mr. Bhavesh Jindal	1,000	0.00%
5	SSJ Trust	-	-
Total		3,26,41,089	74.55%

Through a Scheme of Amalgamation sanctioned by Hon'ble NCLT, Kolkata vide its order dated March 22, 2022, the following Promoter Companies viz. Consolidated Photo & Finvest Limited, Jindal Photo Investments Limited, Soyuz Trading Co Limited and Rishi Trading Co Limited (Transferor Companies) have been amalgamated with and into Concatenate Advest Advisory Private Limited with effect from appointed date April 01, 2021 which became effective from April 07, 2022 on filing of NCLT order with ROC. Post effect of above scheme, Concatenate Advest Advisory Private Limited became a holding company, having 62.80% equity shares in Jindal Poly Films Limited.

* Pursuant to Scheme of Arrangement between Concatenate Advest Advisory Private Limited (Demerged Company) and Concatenate Flexi Films Advest Private Limited (Resulting Company No.-1), Concatenate Imaging Advest Private Limited (Resulting Company No.-2), Concatenate Metals Advest Private Limited (Resulting Company No.-3) and Concatenate Power Advest Private Limited (Resulting Company No.-4) as sanctioned by order of Hon'ble National Company Law Tribunal, Kolkata dated September 22, 2023, equity shares of the company held by Concatenate Advest Advisory Private Limited (demerged company) stands transferred to Concatenate Flexi Films Advest Private Limited (Resulting Company No.-1). Accordingly, the Concatenate Flexi Films Advest Private Limited (Resulting Company No.-1) has become holding company and also become part of the promoter's group of the Holding Company.

- (f) In preceding five (5) years, there was no issue of bonus, buyback, cancellation and issue of shares for consideration other than cash.

(Rs. in Lakhs, unless stated otherwise)

Sl. No.	Particulars	Note	As at March 31, 2024	As at March 31, 2023
Note No.19 : Borrowings - non current (at amortised cost)				
19A Non Current Portion				
Secured borrowings from banks				
	Foreign currency loans	19C (iii) & 19C (iv)	29,551.31	36,001.15
	Foreign currency loans	19C (viii)	5,002.62	-
	Foreign currency loans	19C (i) & 19C (ii)	42,024.39	33,910.80
	Foreign currency loans	19C (v)	259.04	552.99
	Buyers credits	19C (vi)	4,919.47	-
	Rupee loans	19C (i)	-	16,528.52
	Rupee loans	19C (iii) & 19C (vii)	21,541.34	22,838.89
	Rupee loans	19C (v)	583.33	916.67
			1,03,881.50	1,10,749.02
Secured borrowings From Public Financial Institutions				
	Rupee Loans	19C (iii) & 19C (vii)	29,690.91	39,268.18
			29,690.91	39,268.18
Unsecured				
	Debt component of compulsory convertible preference shares	19F	1,81,310.26	1,81,300.00
			1,81,310.26	1,81,300.00
Total Non Current Portion			3,14,882.67	3,31,317.20



JINDAL POLY FILMS LIMITED

(Rs. in Lakhs, unless stated otherwise)

Sl. No.	Particulars	Note	As at March 31, 2024	As at March 31, 2023
19B	Current Portion			
	Secured Borrowings From Banks			
	Foreign currency loans	19C (iii) & 19C (iv)	6,685.96	6,637.82
	Foreign currency loans	19C (i) & 19C (ii)	8,530.78	3,529.46
	Foreign currency loans	19C (v)	339.73	423.83
	Rupee loans	19C (i)	-	3,834.48
	Rupee loans	19C (iii) & 19C (vii)	8,096.19	6,633.89
	Rupee loans	19C (v)	333.33	333.33
			23,985.99	21,392.81
	Secured Borrowings From Public Financial Institutions			
	Rupee loans	19C (iii) & 19C (vii)	9,577.27	7,252.27
			9,577.27	7,252.27
			33,563.26	28,645.08
	Total borrowings		3,48,445.93	3,59,962.28
	Less : Unamortised cost of borrowings		1,693.78	2,226.01
			3,46,752.15	3,57,736.27
	Less : Current maturities of non current borrowings (disclosed in note 24)		33,563.26	28,645.08
	Non Current Borrowings		3,13,188.89	3,29,091.19

19C Securities

Holding Company

- (i) Secured by first pari passu charge over immovable properties including land and buildings and movable fixed assets (both present and future) of Nonwovens fabrics division of the Holding Company, situated at village Mundegaon at village Mukane, Igatpuri, District Nasik in the state of Maharashtra.
- (ii) Foreign currency term loans aggregating Rs 13,645.16 lakhs (Previous year Rs 15,637.93 lakhs) are guaranteed by Euler Hermes Aktiengesellschaft, Germany in addition to security given point (ii) above.

Subsidiary Company

- (iii) Secured by first pari passu charge over immovable property, plant and equipments (both present and future) including land and buildings and movable property, plant and equipments (both present and future) of JPFL Films Private Limited, situated at village Mundegaon at village Mukane, Igatpuri, District Nasik in the state of Maharashtra.
- (iv) Foreign currency term loans are guaranteed by Euler Hermes Aktiengesellschaft, Germany and Corporate Guarantee from Jindal Poly Films Limited in addition to security given in point (i) above.
- (v) Secured by first pari passu charge by way of hypothecation of Jindal SMI Coated Products Limited entire current assets and both present and future and second pari passu charge on entire plant and machinery.
Exclusive charge on Industrial property located at B-120, 120/1 and B-121 & 122, Additional Ambernath Industrial Area, Thane measuring 7958 sq ft owned by Jindal SMI Coated Products Limited.
Exclusive charge on commercial property located at unit numbers 4B-5, 4-B6 and 4B-7, 4th floor in the Wing B, "Gundecha Onclave", Kherani Road, Sakinaka, Andheri (East), Mumbai- 400 072 owned by Jindal SMI Coated Products Limited.
- (vi) Secured by hypothecation of all current assets (both present and future) of the company. These are further secured by way of second pari-pasu charge on movable property, plant and equipments of JPFL Films Private Limited situated at village Mundegaon at village Mukane, Igatpuri, District Nasik in the state of Maharashtra .

- (vii) Second Pari-passu charge on current assets (both present and future) of JPFL Films Private Limited, situated at village Mundegaon at Village Mukane, Igatpuri, District Nasik in the state of Maharashtra. (only to the extent of Rs. 54,587.54 lakhs (Previous year Rs. 51,947.78 lakhs).
- (viii) An overseas subsidiary company has availed term loan facility from an European bank against which the shares of a step down Italian subsidiary are pledged as security.

19D Terms of Repayments of Non-Current portion of Borrowings :
1 Foreign Currency and Rupee Loans
Holding Company

- (a) Loan of Rs. 11,545.90 lakhs (Previous year Rs. 13,552.87 lakhs)- repayable in 11 fixed half yearly equal instalments (Previous year 13 fixed half yearly equal instalments).
- (b) Loan of Rs. 7,774.24 lakhs (Previous year Rs. 9,538.52 lakhs)- converted into foreign currency loan in Previous year and repayable in 17 quarterly equal instalments (Previous year 21 quarterly equal instalments).
- (c) Loan of Rs. 9,846.99 lakhs (Previous year Rs. 10,819.41 lakhs)- converted into foreign currency loan in Previous year and repayable in 29 quarterly instalment (Previous year 1 quarterly instalment of Rs. 27.25 lakhs, and balance repayable in 32 quarterly equal instalments).
- (d) Loan of Rs. Nil (Previous year Rs. 312.00 lakhs) was fully repaid during the year (Previous year 3 quarterly instalments).
- (e) Loan of Rs. 9,572.82 lakhs (Previous year Rs. 7,883.18 lakhs) was converted into foreign currency loan during the year and repayable in 14 fixed quarterly equal instalments (Previous year 18 fixed quarterly equal instalments).
- (f) Loan of Rs. 3,284.44 lakhs (Previous year Rs. 8,333.34 lakhs) was converted into foreign currency loan during the year and repayable in 16 fixed quarterly equal instalments (Previous year 20 fixed quarterly equal instalments).

Subsidiary Company

- (g) Rs. 7,839.50 lakhs (Previous year Rs. 9,733.09 lakhs) - repayable in 8 (Previous year-10) fixed half yearly instalments as per repayment schedule.
- (h) Rs. 1,709.60 lakhs (Previous year Rs. 2,264.05 lakhs) - repayable in 6 (Previous year-8) fixed half yearly instalments as per repayment schedule.
- (i) Rs. 2,343.47 lakhs (Previous year Rs. 3,491.45 lakhs) - repayable in 4 (Previous year-6) fixed half yearly instalments as per repayment schedule.
- (j) Rs. 10,279.41 lakhs (Previous year Rs. 11,947.71 lakhs) - repayable in 12 (Previous year-14) fixed half yearly instalments as per repayment schedule.
- (k) Rs. 7,379.31 lakhs (Previous year Rs. 8,564.85 lakhs) - repayable in 12 (Previous year-14) fixed half yearly instalments as per repayment schedule.
- (l) Rs. Nil (Previous year Rs. 4,875.00 lakhs) repayable in Nil (Previous year-13) quarterly equal instalments.
- (m) Rs. 9,750.00 lakhs (Previous year Rs. 12,750.00 lakhs) repayable in 13 (Previous year-17) quarterly equal instalments.
- (n) Rs. 5,909.09 lakhs (Previous year Rs. 7,727.27 lakhs) repayable in 13 (Previous year-17) quarterly equal instalments.
- (o) Rs. 3,181.82 lakhs (Previous year Rs. 4,090.91 lakhs) repayable in 14 (Previous year-18) quarterly equal instalments.
- (p) Rs. 6,500.00 lakhs (Previous year Rs. 9,388.89 lakhs) repayable in 9 (Previous year-13) quarterly equal instalments.
- (q) Rs. 1,500.00 lakhs (Previous year Rs. 2,500.00 lakhs) repayable in 6 (Previous year-10) quarterly equal instalments.
- (r) Rs. 2,090.00 lakhs (Previous year Rs. 2,850.00 lakhs) repayable in 11 (Previous year-15) quarterly equal instalments.
- (s) Rs. 660.00 lakhs (Previous year Rs. 900.00 lakhs) repayable in 11 (Previous year-15) quarterly equal instalments.
- (t) Rs. 1,705.00 lakhs (Previous year Rs. 2,325.00 lakhs) repayable in 11 (Previous year-15) quarterly equal instalments.
- (u) Rs. 10,850.00 lakhs (Previous year Rs. 14,700.00 lakhs) repayable in 9 (Previous year-13) quarterly instalments.

- (v) Rs. 1,462.50 lakhs (Previous year Rs. Nil) repayable in 13 (Previous year-Nil) quarterly instalments.
- (w) Rs. 4,248.84 lakhs (Previous year Rs. Nil) repayable in 17 (Previous year-Nil) quarterly instalments.
- (x) Rs. 3,375.00 lakhs (Previous year Rs. Nil) repayable in 9 (Previous year-Nil) quarterly instalments.
- (y) Rs. 294.00 lakhs (Previous year Rs. 462.00 lakhs) repayable in 21 fixed monthly equal instalments (Previous year 33 fixed monthly equal instalments),
- (z) Rs. 289.33 lakhs (Previous year Rs. 454.67 lakhs) repayable in 21 fixed monthly equal instalments (Previous year 33 fixed monthly equal instalments).
- (aa) Rs. Nil (Previous year Rs. 42.09 lakhs) - Rs Nil (Previous year: 1 fixed quarterly instalment),
- (ab) Rs. 151.99 lakhs (Previous year Rs. 299.77 lakhs) - repayable in 4 fixed quarterly instalments as per repayment schedule (Previous year: 8 fixed quarterly instalments),
- (ac) Rs. 107.05 lakhs (Previous year Rs. 211.13 lakhs) - repayable in 4 fixed quarterly instalments as per repayment schedule (Previous year: 8 fixed quarterly instalments).
- (ad) Rs. 5,002.62 lakhs (acquired on business combination refer note 51 A), repayable in 60 months commencing from April, 2023 .

2 Buyers credits - Subsidiary Company

- (a) Rs. 570.75 lakhs (Previous year Rs. Nil)- repayable during FY 25-26.
- (b) Rs. 4,348.72 lakhs (Previous year Rs. Nil)- repayable during FY 26-27 .

19E Interest rate on borrowings

Holding Company

Rupee term loans from banks bear a floating rate of interest linked with marginal cost of funds based lending rate of banks or repo rate plus applicable spread Nil (Previous year- Spread ranging from 0.25% to 2.82%).

Foreign currency loans - fixed rate loan with interest rate ranging from 0.84% to 5.5% (Previous year fixed rate 0.84%) and floating rate loan with interest linked to EURIBOR plus spread of 1.84% (Previous year- spread of 1.80%)

Subsidiary Company

Term loans from banks and Non Banking Financial Companies bear a floating rate of interest linked with marginal cost of funds based lending rate of banks or repo rate or Treasury Bill Yield plus applicable spread ranging from 0% to 3.40% (Previous year- spread ranging from 0% to 3.10%).

Rupee term loans from banks have a floating rate of interest linked with Treasury Bill Yield plus applicable spread of 4.00% (Previous year- spread of 4.00%).

Foreign currency loans - Some loans have fixed rate of interest ranging from 0.29% to 1.31% and other bear a floating rate of interest linked to EURIBOR plus spread of 0.85% (Previous year- Same as current year).

Foreign currency loans from banks have a floating rate of interest linked to SOFR plus spread ranging from 2.35% to 3.50% (Previous year- spread ranging from 2.35% to 3.50%)

Foreign currency loans from a bank have a floating rate of interest linked to EURIBOR plus spread ranging from 1.75% to 2.50% (acquired on business combination refer note 52 A).

19F Terms/ rights attached to compulsory convertible preference shares

The JPFL Films Private Limited has issued 19,990 (nineteen thousand nine hundred and ninety-nine) 0.0001% compulsory convertible preference shares (CCPS) face value of Rs.10,00,000 (Indian rupees ten lakhs each). These CCPS are compulsory convertible into equity shares that would be determined basis EBITDA levels as at March 31, 2025. Per Ind AS 109, non-derivative contracts which will be settled against issue of variable number of own equity shares meet the definition of 'financial liability'. This shall be measured at fair value on date of transaction (determined by discounting future settlement of the borrowed amount). Such liability shall be carried at fair value through profit or loss (FVTPL) .

(Rs. in Lakhs, unless stated otherwise)

Sl. No.	Particulars	Note	As at March 31, 2024	As at March 31, 2023
Note No. 20 : Lease liabilities				
	Lease liabilities		3,833.78	211.01
	Less :Current maturity of lease (Refer note 25)		432.71	90.04
			3,401.07	120.97



(Rs. in Lakhs, unless stated otherwise)

Sl. No.	Particulars	As at March 31, 2024	As at March 31, 2023
Note No. 21 : Provisions			
	Provisions for employee benefits	1,235.37	-
		1,235.37	-
Note No. 22A : Deferred tax liabilities (net)			
Deferred tax liabilities on :			
	- Depreciation / amortisation of property, plant & equipment and intangible assets	15,500.38	7,228.88
	- Financial assets measured at Fair Value through Profit & Loss	10,638.67	4,784.50
	- Right of use of assets	29.23	52.02
	- Others	6.82	79.22
	Total Deferred tax liabilities	26,175.10	12,144.62
Deferred tax assets on :			
	- Financial liabilities measured at amortised cost	-	-
	- Government grants -deferred income	10,112.91	1,621.93
	- Lease liabilities	30.45	53.11
	- Expected credit loss	168.07	103.55
	Total deferred tax assets	10,311.43	1,778.59
	Total Deferred Tax Liabilities (Net)	15,863.67	10,366.03
Note No. 22B : Deferred tax assets (net)			
Deferred tax liabilities on :			
	- Depreciation / amortisation of property, plant & equipment and intangible assets	11,459.74	5,013.14
	- Compulsory convertible preference shares (CCPS)	4,678.67	4,681.25
	- Expected credit loss	17.24	-
	Total deferred tax liabilities	16,155.65	9,694.39
Deferred tax assets on :			
	- Financial assets measured at fair value through Profit & Loss	601.78	372.53
	- Government grants and others	3,293.57	89.96
	- Carried forward unabsorbed depreciation and business losses of subsidiaries	29,986.72	16,294.28
	- Others	333.90	908.40
	Total deferred tax assets	34,215.97	17,665.19
	Total deferred tax assets (Net)	18,060.32	7,970.80

The subsidiaries have recognised deferred tax assets on unabsorbed depreciation and carried forward tax losses due to tax losses incurred. The subsidiaries have concluded that the deferred tax assets on unabsorbed depreciations and carried forward tax losses will be recoverable using the estimated future taxable income based on the business plans. The subsidiaries are expected to generate taxable income in near future. Tax losses can be carried forward for specific period as per tax regulations in respective countries and expects to recover the same within prescribed period.

Movement in deferred tax liabilities (net)	As at March 31, 2023	Acquired under business combination	Charge / (credit) in the Statement of profit and loss	Charge / (credit) in other comprehensive income	As at March 31, 2024
Deferred tax liabilities / (assets)					
Property, plant and equipments and intangible assets	12,242.03	657.40	14,060.69	-	26,960.12
Financial assets measured at fair value through Profit & Loss	4,411.98	-	5,624.93	-	10,036.91
Right of use of assets	52.02	-	(22.80)	-	29.22
Financial liabilities measured at amortised cost	-	-	-	-	-
Lease liabilities	(53.10)	-	22.66	-	(30.44)
Government grants - deferred income	(1,711.89)	-	(11,694.60)	-	(13,406.49)
Expected credit loss	(103.55)	7.35	(54.63)	-	(150.83)
Business loss	(16,294.28)	(1,333.56)	(12,358.88)	-	(29,986.72)
Compulsory convertible preference shares (CCPS) initial recognition (compound financial instrument)	4,681.25	-	(2.58)	-	4,678.67
Impact of foreign currency translation	-	-	(36.82)	-	-
Others	(829.23)	(703.26)	1,205.40	-	(327.09)
	2,395.23	(1,372.07)	(3,256.63)	-	(2,196.65)
Movement in Deferred tax liabilities (net)	As at March 31, 2022	Acquired under business combination	Charge / (credit) in the Statement of profit and loss	Charge / (credit) in other comprehensive income	As at March 31, 2023
Deferred tax liabilities / (assets)					
Property, plant and equipments and intangible assets	30,353.59	240.40	(18,351.96)	-	12,242.03
Financial assets measured at fair value through Profit & Loss	2,244.59	-	2,167.39	-	4,411.98
Right of use of assets	57.68	-	(5.66)	-	52.02
Financial liabilities measured at amortised cost	(1,037.38)	-	1,037.38	-	-
Lease liabilities	(62.38)	-	9.28	-	(53.10)
Government grants - deferred income	(7,856.72)	-	6,144.83	-	(1,711.89)
Expected credit loss	(103.55)	-	-	-	(103.55)
Business loss	-	-	(16,294.28)	-	(16,294.28)
Compulsory convertible preference shares (CCPS) initial recognition (compound financial instrument)	-	2,300.00	2,381.25	-	4,681.25
Others	5,676.61	(90.73)	(6,447.88)	32.77	(829.23)
	29,272.44	2,449.67	(29,359.65)	32.77	2,395.23

Refer note no. 54



(Rs. in Lakhs, unless stated otherwise)

Sl. No.	Particulars	As at March 31, 2024	As at March 31, 2023
Note No. 23 : Other non-current liabilities			
	Deferred Government grants (Refer note 23.1)	1,17,849.21	74,931.59
	Others	67.15	-
	Total	1,17,916.36	74,931.59
23.1 Deferred Government grants			
	Opening Balance	80,211.36	67,072.58
	Add : Grants/subsidy addition including EPCG during the year (Refer note 45.1, 45.2 and 45.4)	52,401.70	19,611.39
	Less : Amortisation of deferred grants recognised other income (Refer note 32)	4,966.05	5,980.23
	Less : Amortisation of deferred grants - deducted from depreciation expenses (Refer note 38)	2,042.45	314.08
	Less: Repayment of capital subsidy	-	178.30
	Closing balance of deferred Government grants	1,25,574.56	80,211.36
	Less : Current portion, disclosed in Note 28	7,725.35	5,279.77
	Total	1,17,849.21	74,931.59
Note No. 24 : Borrowings (Current)			
Working capital facilities from banks			
Secured borrowings			
	Working capital loans	24A (i) & 24A (iii)	37,052.28
	Buyers' credit		21,038.87
	Loans repayable on demand	24A (ii)	6,834.75
	Export packing credit	24A (iii) & 24A (iv)	18,086.89
	Cash credit		380.78
	Current maturity of long term loans	24A (v)	23,985.99
	Working capital facilities from non banking financial companies		
	Current maturities of non current borrowings	24A (v)	9,577.27
	Total	1,16,956.83	79,163.24
	Unsecured borrowings		
	From a related party (Refer note 44)		12,868.65
	Total		12,868.65
	Total current borrowings	1,29,825.48	79,163.24
24.A Securities			
Holding Company			
(i)	Secured by way of hypothecation of all current assets (both current and future) of Nonwovens fabrics division of the Holding Company. These are further secured by way of second pari-pasu charge on all fixed assets of the said division and also secured by pledge of fixed deposits of Rs. 8,374.60 lakhs (Previous year Rs. 4,732.15 lakhs).		

Subsidiary Company

- (ii) Loans on repayable on demand is secured by lien on fixed deposit and interest accrued thereon of the Holding Company, carries interest based on MCLR.
- (iii) Secured by hypothecation of all current assets (both present and future) of JPFL Films Private Limited. These are further secured by way of second pari-pasu charge on movable property, plant and equipments of JPFL Films Private Limited situated at village Mundegaon at village Mukane, Igatpuri, District Nasik in the state of Maharashtra .
- (iv) Secured by first pari passu charge by way of hypothecation of Jindal SMI Coated Products Limited entire current assets and both present and future and second pari passu charge on entire plant and machinery. Exclusive charge on Industrial property located at B-120, 120/1 and B-121 & 122, Additional Ambernath Industrial Area, Thane measuring 7958 sq ft owned by Jindal SMI Coated Products Limited. Exclusive charge on commercial property located at unit numbers 4B-5, 4-B6 and 4B-7, 4th floor in the Wing B, "Gundecha Onclave", Kherani Road, Sakinaka, Andheri (East), Mumbai- 400 072 owned by Jindal SMI Coated Products Limited.
- (v) Refer note 19C.

(Rs. in Lakhs, unless stated otherwise)

Sl. No.	Particulars	As at March 31, 2024	As at March 31, 2023
Note No. 25 : Lease liabilities			
	Lease obligations (refer note no. 56)	432.71	90.04
		432.71	90.04
Note No. 26 : Trade Payables			
	Due to micro enterprises and small enterprises (Refer note 26.2)	1,311.16	451.15
	Due to creditors other than micro enterprises and small enterprises	35,478.61	17,465.78
		36,789.77	17,916.93

26.1 For payables towards related parties, Refer note 44

26.2 Ageing for trade payables as at March 31, 2024 is as follows -

S. No.	Particulars	Unbilled dues	Not due	Outstanding for following periods from due date of payment				Total
				Less than 1 year	1-2 years	2-3 years	More than 3 years	
(i)	MSME	-	980.14	161.43	92.40	-	-	1,233.97
(ii)	Others	4,405.72	25,885.87	3,804.82	548.97	417.76	247.07	35,310.21
(iii)	Disputed dues - MSME	-	-	77.19	-	-	-	77.19
(iv)	Disputed dues - Others	-	-	167.48	0.92	-	-	168.40
	Total	4,405.72	26,866.01	4,210.92	642.29	417.76	247.07	36,789.77

Ageing for trade payables as at March 31, 2023 is as follows -

S. No.	Particulars	Unbilled dues	Not due	Outstanding for following periods from due date of payment				Total
				Less than 1 year	1-2 years	2-3 years	More than 3 years	
(i)	MSME	-	447.78	3.37	-	-	-	451.15
(ii)	Others	3,131.36	7,856.81	5,973.74	223.19	141.26	139.42	17,465.78
(iii)	Disputed dues - MSME	-	-	-	-	-	-	-
(iv)	Disputed dues - Others	-	-	-	-	-	-	-
	Total	3,131.36	8,304.59	5,977.11	223.19	141.26	139.42	17,916.93



(Rs. in Lakhs, unless stated otherwise)

Sl. No.	Particulars	As at March 31, 2024	As at March 31, 2023
Note No. 27 : Other financial liabilities			
	Interest accrued	2,154.16	603.06
	Unpaid dividends	38.56	39.09
	Employees payables	4,219.88	3,410.54
	Capital creditors		
	Total outstanding dues of micro and small enterprises	23.39	-
	Total outstanding dues of other than micro and small enterprises	2,804.82	3,597.40
	Staff security payables	18.20	23.67
	Security deposits	1,016.33	1,255.45
	Liability towards unspent CSR expense*	372.48	211.32
	Derivatives - forward contracts	53.04	109.73
		10,700.86	9,250.26

* against which unspent fund has been transferred to "Unspent CSR account" open with a bank.

Note No. 28 : Other current liabilities

	Current portion of deferred Government grant (Refer note 23)	7,725.35	5,279.77
	Contract liabilities - Amount received from and credit balance of customers (Refer note 28.1)	15,624.81	12,129.02
	Statutory dues	2,562.21	2,008.90
	Liability for customer discounts	493.21	453.91
	Others	344.59	61.89
		26,750.17	19,933.49

28.1 The Group has received advances in foreign currency from various overseas customers aggregating to Rs. 2,841.20 lakhs (Previous year Rs. 2,991.72 lakhs) in earlier years, out of which:

- (a) Rs. 607.67 lakhs (Previous year Rs.758.19 lakhs) were settled in earlier years, but the requisite approval for write-back under FEMA has not been received; accordingly, the same has not been written back till March 31, 2024.
- (b) Rs. 828.99 lakhs (Previous year Rs. 828.99 lakhs), relating to advances from overseas customers who have filed legal suits, remain sub-judice; thus, the Company continued to carried advance, pending settlement of the legal cases.
- (c) Rs. 2,214.95 lakhs (Previous year Rs. 2,061.11 lakhs) remain unadjusted as of March 31, 2024, for more than nine months from the date of the advance receipt, which exceeds the permitted time period under the RBI Master Direction on Export of Goods, as amended by the Reserve Bank of India. The Management has initiated the process of seeking the required approvals for settlement of payables or extensions from the Authorized Dealer Bank under FEMA.

Note No. 29 : Provisions

	Provision for employee benefit obligations	131.04	-
	Other provisions	118.64	-
		249.68	-
Movement of provisions for others during the year as required by Ind As 37 (Provision,Contingent Liabilities and Contingent Assets)			
	Opening Balance	-	-
	Addition during the year	118.64	-
	Paid/Adjustment during the year	-	-
	Closing Balance	118.64	-



JINDAL POLY FILMS LIMITED

(Rs. in Lakhs, unless stated otherwise)

Sl. No.	Particulars	As at March 31, 2024	As at March 31, 2023
Note No. 30 : Current tax liabilities (Net)			
	Provision for income tax (Net of advance tax)	132.36	231.87
		132.36	231.87

(Rs. in Lakhs, unless stated otherwise)

Sl. No.		For the year ended March 31, 2024	For the year ended March 31, 2023
Note No. 31 : Revenue from operations			
	Sales of products	3,82,193.10	4,63,274.17
	Other operating revenue		
	Export and other benefits	1,120.46	239.92
	Waste sale	9,243.41	6,173.10
		3,92,556.97	4,69,687.19

31.1 Disaggregated revenue information:

All sales are made at a point in time and revenue recognized upon satisfaction of the performance obligations which is typically upon dispatch / delivery. The Group has a credit evaluation policy based on which the credit limits for the trade receivables are established, the Group does not give significant credit period resulting in no significant financing component. The Group presented disaggregated revenue based on the type of goods sold directly to customers or through dealers.

Packaging Films	3,08,151.61	3,79,334.27
Nonwoven Fabrics	54,317.03	52,469.11
Others	30,088.33	37,883.81
	3,92,556.97	4,69,687.19

31.2 Reconciliation of revenue recognised in Statement of profit and loss with contract price

Revenue as per Contract price	3,64,039.26	4,36,716.61
Less: Discounts, incentives etc.	18,153.84	26,557.56
Sales of Products	3,82,193.10	4,63,274.17

31.3 Movement in advances/credit balances of customers outstanding as at the beginning of the year :

Opening balance	12,129.02	18,601.48
Less : Revenue recognized during the year from opening balance	8,901.03	15,144.29
Add : Advance received during the year not recognized as revenue	12,396.82	8,671.83
Amounts included in contract liabilities at the end of the year	15,624.81	12,129.02

31.4 Receivables, assets and liabilities related to contracts with customers

Trade receivables	36,483.26	25,216.20
Advances from customers (Contract liabilities)	15,624.81	12,129.02

31.5 For revenue from related parties, Refer note 44.



(Rs. in Lakhs, unless stated otherwise)

Sl. No.	For the year ended March 31, 2024	For the year ended March 31, 2023
Note No. 32 : Other Income		
Interest income	3,896.26	8,338.84
Interest on financial assets carried at amortised cost using EIR Method	722.91	-
Interest on income tax refund	16.14	-
Dividend income	2,399.60	2,064.34
Fair value adjustment of equity component of compound financial instruments	82.22	9,689.21
Net gain on fair valuation of investments measured at FVTPL	26,369.55	22,683.40
Net gain on sale of investments measured at FVTPL	3,835.17	5,961.46
Net gain on fair valuation of derivatives	5.65	-
Premium on redemption of preference shares	-	1,535.24
Net loss/(gain) on disposal/ discard of property, plant and equipment	-	429.60
Net gain on foreign currency transactions and translations	790.41	1,788.65
Amortisation of deferred Government grant (Refer note 23)	4,996.05	5,980.23
Software services	327.87	196.91
Textile subsidy (Refer note 45.3)	1,565.90	950.10
Liabilities no longer required written back	249.11	814.64
Lease and other rental income	291.93	39.90
Claims received	41.82	1,884.58
Other non-operating income	2,202.28	2,372.72
	47,792.87	64,729.81
Note No. 33 : Cost of materials consumed		
Cost of materials consumed	2,90,787.31	3,27,544.30
	2,90,787.31	3,27,544.30
Note No. 34 : Purchase of stock-in-trade		
Traded goods	177.53	1,916.77
	177.53	1,916.77
Note No. 35 : Changes in inventories of finished goods, work-in-progress and stock-in-trade		
Opening stock		
Finished goods	34,799.75	36,886.13
Traded goods	9.77	181.87
Work In progress	2,470.67	2,386.44
Waste	209.57	131.14
	37,489.76	39,585.58



JINDAL POLY FILMS LIMITED

(Rs. in Lakhs, unless stated otherwise)

Sl. No.	For the year ended March 31, 2024	For the year ended March 31, 2023
Acquired on business combination		
Finished goods	3,122.24	-
Traded goods	-	-
Work In progress	1,240.06	-
Waste	-	-
	4,362.30	-
Closing stock		
Finished goods	42,572.31	34,799.75
Traded goods	5.11	9.77
Work In progress	4,521.17	2,470.67
Waste	300.00	209.57
	47,398.59	37,489.76
Foreign currency translation reserve	(84.82)	-
Increase / (Decrease) in inventories	(5,631.35)	2,095.82
Note No. 36 : Employee benefits expense		
Salaries, wages, bonus & other benefits	23,371.87	15,014.16
Contribution to provident and other funds	1,476.94	451.59
Staff and workmen welfare	674.93	260.84
	25,523.74	15,726.59
Note No. 37 : Finance costs		
Interest on financial liabilities measured at amortised cost	15,824.86	10,523.46
Interest to others	106.99	-
Dividend on compulsory convertible preference shares	0.20	-
Interest on lease obligations	94.36	26.62
Interest on Income tax	0.09	3.27
Interest on GST	10.69	0.23
Fair value change in debt component of compulsory convertible preference shares carried at FVTPL	10.26	-
Other borrowing costs*	784.88	915.71
Net Loss on foreign exchange fluctuation on transactions and translations (considered as finance cost)	1,411.82	6,228.06
	18,244.14	17,697.35
Less : Capitalised/ transferred to capital Work in Progress (Refer note 4)	1,144.14	2,869.69
	17,100.00	14,827.66

* includes processing fees paid and ammortization



(Rs. in Lakhs, unless stated otherwise)

Sl. No.	For the year ended March 31, 2024	For the year ended March 31, 2023
Note No. 38 : Depreciation and amortization		
Depreciation of property, plant and equipment	22,503.86	17,527.66
Amortization of intangible assets	703.74	113.16
Depreciation on right of use assets	250.63	103.18
	23,458.23	17,744.00
Less : Amortisation of deferred Government grants	2,042.45	314.08
	21,415.78	17,429.92
Note No. 39 : Other expenses		
Stores and spares consumed	5,478.32	5,395.41
Power and fuel	43,364.80	41,593.59
Repairs and maintenance:		
Plant & machinery	2,337.70	1,064.24
Buildings	130.22	407.09
Others	543.17	1,000.69
Packing charges including material consumption	10,125.10	10,900.08
Lease and other rent (Refer note 56)	232.38	434.66
Rates & taxes	975.83	4,542.35
Travelling & conveyance	1,054.42	718.85
Directors sitting fees	8.70	9.31
Legal & professional expenses*	5,442.33	13,405.50
Insurance	3,929.81	1,068.96
Auditor's remuneration	140.36	60.65
Net Loss on Foreign currency transactions and translations (considered other than finance cost)	0.07	719.19
Information technology expenses	758.64	56.15
Merger expenses	4.15	-
Charity & donation	85.26	20.72
Corporate social responsibility expenditure	2,007.16	2,089.76
Commission and other selling expenses	361.08	843.53
Bank charges	219.52	417.69
Allowance of expected credit loss	568.96	341.71
Fair value adjustments on financial assets	1,044.73	215.53
Debit balances written off	4.43	30.02
Provision for impairment of investments	4.50	-
Loss on disposal of property, plant and equipment	9.91	-
Miscellaneous expenses	2,988.43	1,026.07
	81,819.98	86,361.75

*includes Rs. 256.18 lakh has been paid for increasing the authorised share capital of JPFL Films Private Limited



JINDAL POLY FILMS LIMITED

(Rs. in Lakhs, unless stated otherwise)

Sl. No.		For the year ended March 31, 2024	For the year ended March 31, 2023
Note No. 40 Earnings per share:			
The following table reflects the income and shares data used in computation of the basic and diluted earnings per share:			
1	Profit attributable to the equity shareholders (Rs. In lakhs)	7,149.67	31,892.58
2	Face value of equity shares	10.00	10.00
3	Shares outstanding as at the beginning of the year (Nos.)	4,37,86,413	4,37,86,413
	Add : Shares issued during the year (Nos.)	-	-
	Shares outstanding as at the end of the year (Nos.)	4,37,86,413	4,37,86,413
4	Weighted average number of equity shares outstanding* (Nos.)	4,37,86,413	4,37,86,413
5	Dilution effect (Nos.)*	-	-
6	Weighted average number of equity shares outstanding for diluted earnings per share (Nos.)	4,37,86,413	4,37,86,413
7	Earnings per share :		
	Basic earning per share (Rs.)	16.33	72.85
	Diluted earnings per share (in Rs.)	16.33	72.85

*There have been no transactions involving equity shares or potential equity shares between the reporting date and the date of approval of these financial statements that would have an impact on the outstanding weighted average number of equity shares as at the year end.

Sl. No.	Particulars	As at March 31, 2024	As at March 31, 2023
41.1 Contingent liabilities:			
41.1.1 Claims against the Group not acknowledged as debts			
(i)	Income Tax*	11,547.48	9,896.69
(ii)	Goods & Service Tax Act, 2017*	55.79	64.55
(iii)	Service Tax*	658.67	704.32
(iv)	Sales Tax*	434.10	434.10
(v)	Electricity Duty*	599.46	599.46
(vi)	Customs Duty*	942.27	576.32
(vii)	Cess and Others*	3,135.38	3,135.38
(viii)	Other claims	1,392.20	784.38

* Interest impact on above, if any, will be considered as and when arise.

Pending resolution of the respective proceedings, it is not practicable for the Group to estimate the timings of cash outflows, if any, in respect of the above as it is determinable only on pronouncement of judgments/decisions pending with various forums/ authorities. However, the Group has reviewed all its pending litigation and proceeding and has adequately provided for wherever required and disclosed as contingent liabilities where applicable, in its financial statements. The Group does not expect the outcome of these proceeding to have a materially adverse effect on its financial position.

41.1.2 In light of recent judgment of Honourable Supreme Court dated February 28, 2019 on the definition of "Basic Wages" under the Employees Provident Funds & Misc. Provisions Act, 1952 and based on Group's evaluation, there are significant uncertainties and numerous interpretative issues relating to the judgement and hence, it is unclear as to whether the clarified definition of Basic Wages would be applicable prospectively or retrospectively. The amount of the obligation therefore cannot be measured with sustained reliability and its impact on financial position of the Group.

- 41.1.3 Extended Producer Responsibility(EPR) under implementation in Plastic Waste Management Rules 2016, is applicable on the Packaging films business of the Group. The Group is in the process of setting up process and system for robust compliance with said rules. The amount of the obligation therefore cannot be measured with sustained reliability and its impact on financial position of the Group.
- 41.1.4 An overseas subsidiary has provided as gurantee by pledge of Jindal Nylon Films S.r.l. share capital equal to 550 to Intesa San Paolo and Banco BPM banks for securing borrowings.

41.2 Commitments

41.2.1	Estimated amount of contracts remaining to be executed on Capital account and not provided for (net of advances)	26,556.61	32,883.30
41.2.2	Balance Export obligation for import of capital equipments under EPCG scheme of the Central Government at the concessional rate of custom duty. The management expects to fulfil export obligation within due dates.	23,130.66	21,153.70
41.2.3	Balance export obligation for import of raw material under advance license at the concessional rate of custom duty. The management expects to fulfil export obligation within due dates.	65,699.80	32,026.57
41.2.4	Investment commitments to alternate investment funds and others	9,756.63	3,500.00
41.2.5	The Group has availed certain Government subsidies/grants. As per the terms and conditions, the group has to continue production for specified number of years and other conditions failing which the subsidies / grants availed along with interest, penalty etc. will have to be refunded.		

Note no. 42 : Employee benefits

A. Defined contribution plans

The Group makes contributions towards provident fund and national pension fund to a defined contribution benefit plan for qualifying employees. Under the plan, the Group is required to contribute a specified percentage of payroll cost to the benefit plan to fund the benefits.

Particulars	For the year ended March 31, 2024	For the year ended March 31, 2023
Contribution to provident fund	397.96	412.03
Contribution to National pension fund	17.80	16.73

B. Other employee benefits (leave encashment)

Amount recognised as expenses and included note 36 "Employee benefit expenses" Rs. 225.92 lakhs (Previous year Rs. 245.55 lakhs).

C. Defined benefit plans

The Group made provision for gratuity as per the Payment of Gratuity Act, 1972. Employees who are in continuous service for a period of 5 years are eligible for gratuity. The amount of gratuity payable on retirement/termination is employee's last drawn basic salary per month computed proportionately for 15 days salary multiplied for the number of years of service. Gratuity liability is being contributed to the gratuity fund managed by insurer. The most recent actuarial valuation of plan assets and the present value of the defined benefit obligation for gratuity were carried out as at March 31, 2024. The present value of the defined benefit obligations and the related current service cost and past service cost, was measured using the Projected Unit Credit Method.

Below tables entails the changes in the projected benefit obligation and plan assets and amount recognised in the Consolidated Balance Sheet as at March 31, 2024 and March 31, 2023, being the respective measurement dates:

42.01 Reconciliation of fair value of plan assets and defined benefit obligation:
(Rs. in Lakhs, unless stated otherwise)

Particulars	As at	As at
	March 31, 2024	March 31, 2023
Fair value of plan assets as at the end of the year	2,204.56	2,046.50
Present value of defined benefit obligations as at the end of the year	1,061.83	917.24
Surplus / (Deficit)	1,142.73	1,129.26

42.02 Movement in present value of defined benefit obligations

Particulars	As at	As at
	March 31, 2024	March 31, 2023
Present value of obligation as at the beginning of the year	917.24	1,182.10
Transferred on slump sale	-	(520.46)
Acquisitions (credit)/cost	-	514.67
Interest cost	62.54	78.82
Current service cost	176.02	48.76
Actuarial (gain)/loss - financial assumptions	50.34	-
Benefits paid	(97.95)	(261.31)
Remeasurements - actuarial loss/ (gain)	(46.36)	(125.34)
Present value of obligation as at the end of the year	1,061.83	917.24

42.03 Movement in Plan Assets

Particulars	As at	As at
	March 31, 2024	March 31, 2023
Fair value of plan assets as at the beginning of the year	2,046.50	1,869.98
Transferred on slump sale	-	(1,735.23)
Aquisition adjustment	-	1,131.45
Employer contributions	1.99	660.80
Interest Income	147.42	114.64
Return on plan assets greater/(lesser) than discount rate	5.50	(16.67)
Actuarial gain / (loss)	3.15	21.53
Fair value of plan assets as at the end of the year	2,204.56	2,046.50

42.04 Recognised in Statement of Profit & Loss and Other Comprehensive Income
(Rs. in Lakhs, unless stated otherwise)

Particulars	As at	As at
	March 31, 2024	March 31, 2023
Total service cost	176.02	48.76
Net interest cost	(84.89)	(35.82)
Expense recognized in Statement of Profit and Loss	91.13	12.94
Actuarial gain / (loss) for the year	(61.95)	-
Actuarial gain / (loss) for the year on present value of defined obligation	(5.57)	125.34
Actuarial gain / (loss) for the year on present value of defined obligation on assumption change	50.34	-
Return on plan assets greater/(lesser) than discount rate	(0.13)	-
Actuarial gain /(loss) for the year on plan assets	0.91	4.86
Actuarial gain/(loss) for the year	(16.40)	130.20



42.05 The principle actuarial assumptions used for estimating the Group's defined benefit obligations are set out below:

Particulars	As at	As at
	March 31, 2024	March 31, 2023
Discount rate	7.20%	7.10%
Expected rate of increase in salary	4.00% for JPFL 8.00% For GNL 8.00% for SMI	3.00% for JPFL 8.00% For GNL 8.00% for SMI
Mortality rate	100% of IALM (2006 - 08)	100% of IALM (2006 - 08)

42.06 Maturity profile of the defined benefit obligation (undiscounted) as at reporting date:

Particulars	As at	As at
	March 31, 2024	March 31, 2023
within 1 year	206.13	130.15
between 2 to 5 years	237.21	346.72
6 to 10 years	382.72	730.93

42.07 Expected contribution for the next annual reporting period.

Particulars	As at	As at
	March 31, 2024	March 31, 2023
Expected expense for the next annual reporting period.	Nil	Nil

42.08 Plan Assets (not having quoted market anywhere)

Particulars	As at	As at
	March 31, 2024	March 31, 2023
Fund managed by insurer - conventional insurance products	100%	100%
	100%	100%

42.09 Weighted average duration of the plan

Particulars	As at	As at
	March 31, 2024	March 31, 2023
Weighted average duration of the plan	10.00	10.00

42.10 Sensitivity Analysis of the defined benefit obligation (DBO)

Particulars	(Rs. in Lakhs, unless stated otherwise)	
	As at March 31, 2024	As at March 31, 2023
a) Impact of the change in discount rate		
Present value of obligation at the end of the year	1,061.83	917.23
Effect on DBO due to 0.50% increase in discount rate	(46.16)	(39.74)
Effect on DBO due to 0.50% decrease in discount rate	50.45	43.33
b) Impact of the change in salary escalation rate		
Present value of obligation at the end of the year	1,061.83	917.23
Effect on DBO due to 0.50% increase in salary escalation rate	50.71	43.75
Effect on DBO due to 0.50% decrease in salary escalation rate	(46.81)	(40.46)
Sensitivity due to mortality and withdrawals are not material, hence impact of change not disclosed.		
Sensitivities as rate of increase of pensions in payment, rate of increase of pensions before retirement and life expectancy are not applicable.		

42.11 Description of risk exposures:

Valuations are based on certain assumptions, which are dynamic in nature and vary over time. As such Group is exposed to various risks as follows -

Interest rate risk - The defined benefit obligation calculated uses a discount rate based on government bonds. If bond yields fall, the defined benefit obligation will tend to increase.

Salary Increases - Actual salary increases will increase the Plan's liability. Increase in salary increase rate assumption in future valuations will also increase the liability.

Investment Risk - Since plan is funded therefore assets liabilities mismatch and actual investment return on assets lower than the discount rate assumed at the last valuation date can impact the liability.

Discount Rate - Reduction in discount rate in subsequent valuations can increase the plan's liability.

Demographic Risk - This is the risk of variability of results due to unsystematic nature of decrements that includes mortality, withdrawals, disability and retirement. The effect of these decrements on the defined benefit obligation is not straight forward and depends on the combination of salary increase, discount rate and vesting criteria. It is important not to overstate withdrawals because in the financial analysis the employee benefit of a short career employee typically costs less per year as compared to a long service employee.

Note No. 43 : Disclosure under Regulation 34(3) and 53(f) read with Schedule V of "Security and Exchange Board of India (Listing obligations and disclosure requirements) Regulations 2015"

(Rs. in Lakhs, unless stated otherwise)

Name of the Entity	Particulars	Amount Outstanding ^s		Maximum Amount outstanding during the year ^s	
		As at	As at	2023-24	2022-23
		March 31, 2024	March 31, 2023		
Enertile Solar Films India Private Limited	Loan to Associates	3,064.91	2,514.00	3,066.00	2,514.00

\$ balance excluding interest

Note No. 44 : Related Parties Disclosures

Description of related parties under Ind AS - 24 "Related party disclosures"

A. Ultimate holding Entity

- 1 SSJ Trust

B. Holding Company

- 1 Concatenate Advest Advisory Private Limited (upto February 20, 2024)#
- 2 Concatenate Flexi Films Advest Private Limited (w.e.f February 20, 2024)*

C. Fellow subsidiaries

- 1 Consolidated Finvest & Holdings Limited (upto February 20, 2024)
- 2 Universus Photo Imagings Limited (upto February 20, 2024)
- 3 Jindal (India) Limited (upto February 20, 2024)
- 4 Jindal Photo Limited (upto February 20, 2024)

D. Associates

- 1 Enerlite Solar Films India Private Limited (w.e.f. February 9, 2022)
- 2 Jindal Display Limited (earlier known as Jindal Semiconductor Limited)

E. Key Management Personnel
Whole Time Director

- 1 Mr. Sanjeev Saxena (upto August 2, 2022)
- 2 Mr. Devinder Kumar Rithaliya (upto August 2, 2022)
- 3 Mr. Vijender Kumar Singhal (w.e.f October 15, 2022)
- 4 Mr. Devendra Singh Rawat (w.e.f. August 9, 2022 upto October 15, 2022)

**Chief Executive Officer**

- 1 Mr. Vinod Kumar Gupta (upto August 2, 2022)

Chief Financial Officer

- 1 Mr. Devendra Singh Rawat (upto October 15, 2022)
- 2 Mr. Vijender Kumar Singhal (w.e.f October 15, 2022)

Company Secretary

- 1 Mr. Sunit Maheshwari (upto November 14, 2022)
- 2 Mrs. Vaishali Singh (w.e.f. November 15, 2022 to March 15, 2024)
- 3 Mr. Ashok Yadav (w.e.f. March 18, 2024)

Non Executive Directors

- 1 Ms. Sonal Agarwal
- 2 Mr. Sanjeev Aggarwal
- 3 Mr. Rathi Binod Pal
- 4 Mr. Shashi Bhushan Shugla (upto October 15, 2022)
- 5 Mr. Sanjeev Saxena (w.e.f. August 9, 2022)
- 6 Mr. Punit Gupta (w.e.f. October 15, 2022 upto August 9, 2023)

F. Other related parties (where transactions took place)

- 1 Concatenate Advest Advisory Private Limited (w.e.f. February 21, 2024)
- 2 Essentia Management & Services Limited
- 3 Jindal Buildmart Limited
- 4 Jindal Films Americas LLC
- 5 Jindal Films Europe Brindsi SRL
- 6 Jindal Films Europe Kerkrade B.V.
- 7 Jindal Films Europe S.a.r.l
- 8 Jindal Films Europe Virton S.r.l
- 9 Jindal Films Europe Virtron LLC
- 10 Jindal Films Europe Virtron SPRL
- 11 Jindal Films Singapore Pte. Limited
- 12 Jindal India Powertech Limited
- 13 Jindal India Thermal Power Limited
- 14 Jindal Nylon Films S.p.a.
- 15 Jindal Nylon Films S.R.L. (JPF Italy SPA)
- 16 Jindal Nylon Films SARL
- 17 Jindal Poly Investment & Finance Company Limited
- 18 JPF Dutch B.V., Netherlands
- 19 JPF Middle East DMCC
- 20 JPF Netherlands B.V.
- 21 Packflex Business Advisory Services LLP
- 22 Topaz Enterprises DMCC
- 23 Treofan Germany GMBH & Co. KG
- 24 Treofan Holdings GmbH
- 25 JPF API Laminates UK Limited
- 26 Rexor SAS, France
- 27 Treofan Germany GMBH
- 28 Jindal Films Europe Virton LLC
- 29 Universus Photo Imagings Limited

Following transactions were carried out with above related parties, at arm's length basis:

S. No.	Name of the Related Party	FY 2023-24					FY 2022-23					(Rs. in Lakhs, unless stated otherwise)						
		A. Ultimate holding Entity	B. Holding Company	C. Fellow Subsidiary	D. Associate	E. Key Managerial Personnel	F. "Major shareholders of the reporting entity" and "Enterprise owned by major shareholders of the reporting entity"	G. Other Enterprises	Total	A. Ultimate holding Entity	B. Holding Company		C. Fellow Subsidiary	D. Associate	E. Key Managerial Personnel	F. "Major shareholders of the reporting entity" and "Enterprise owned by major shareholders of the reporting entity"	G. Other Enterprises	Total
1	Sale of Products																	
	Concatenate Advest Advisory Private Limited	-	-	-	-	-	-	-	-	-	-	-	-	-	-	-	-	205.78
	Universus Photo Imagings Limited	-	-	-	-	-	-	-	-	-	-	-	-	-	-	-	-	-
	Jindal Films Europe Virtron SPRL	-	-	-	-	-	-	-	-	-	-	-	-	-	-	-	-	1,110.30
	Jindal Films America LLC	-	-	-	-	-	-	-	-	-	-	-	-	-	-	-	-	-
	Jindal Films Europe Virtron S.r.l	-	-	-	-	-	-	-	-	-	-	-	-	-	-	-	-	23.86
	Jindal Films Europe Virtron LLC	-	-	-	-	-	-	-	-	-	-	-	-	-	-	-	-	246.23
	Jindal Films Singapore Pte. Limited	-	-	-	-	-	-	-	-	-	-	-	-	-	-	-	-	76.84
	Jindal Films Europe Virtron S.r.l	-	-	-	-	-	-	-	-	-	-	-	-	-	-	-	-	62.23
	Rexor SAS, France	-	-	-	-	-	-	-	-	-	-	-	-	-	-	-	-	1,615.08
	JPF APT Laminates UK Limited	-	-	-	-	-	-	-	-	-	-	-	-	-	-	-	-	0.23
	Enerfitte Solar Films India Private Limited	-	-	-	-	-	-	-	-	-	-	-	-	-	-	-	-	1,548.07
	Jindal Nylon Films S.R.L. (JPF Italy SPA)	-	-	-	-	-	-	-	-	-	-	-	-	-	-	-	-	-
	Jindal Films Europe Brindisi SRL	-	-	-	-	-	-	-	-	-	-	-	-	-	-	-	-	382.37
	Jindal (India) Limited	-	-	-	-	-	-	-	-	-	-	-	-	-	-	-	-	-
	Jindal Nylon Films S.p.a.	-	-	-	-	-	-	-	-	-	-	-	-	-	-	-	-	-
2	Sale of Services																	
	Jindal Films Europe S.a.r.l	-	-	-	-	-	-	-	-	-	-	-	-	-	-	-	-	-
	Universus Photo Imagings Limited	-	-	-	-	-	-	-	-	-	-	-	-	-	-	-	-	-
	Packflex Business Advisory Services LLP	-	-	-	-	-	-	-	-	-	-	-	-	-	-	-	-	-
	Jindal (India) Limited	-	-	-	-	-	-	-	-	-	-	-	-	-	-	-	-	-
	Jindal India Thermal Power Limited	-	-	-	-	-	-	-	-	-	-	-	-	-	-	-	-	-
3	Interest Income																	
	JPF Netherlands B.V.	-	-	-	-	-	-	-	-	-	-	-	-	-	-	-	-	-
	Jindal India Thermal Power Limited	-	-	-	-	-	-	-	-	-	-	-	-	-	-	-	-	-
	Enerfitte Solar Films India Private Limited	-	-	-	-	-	-	-	-	-	-	-	-	-	-	-	-	-
	JPF Dutch B.V.	-	-	-	-	-	-	-	-	-	-	-	-	-	-	-	-	-
4	Rent Received																	
	Jindal Poly Investment & Finance Company Limited	-	-	-	-	-	-	-	-	-	-	-	-	-	-	-	-	-
	Universus Photo Imagings Limited	-	-	-	-	-	-	-	-	-	-	-	-	-	-	-	-	-

S. No.	Name of the Related Party	FY 2023-24						FY 2022-23									
		A. Ultimate holding Entity	B. Holding Company	C. Fellow Subsidiary	D. Associate	E. Key Managerial Personnel	F. "Major shareholders of the reporting entity" and "Enterprise owned by major shareholders of the reporting entity"	G. Other Enterprises	Total	A. Ultimate holding Entity	B. Holding Company	C. Fellow Subsidiary	D. Associate	E. Key Managerial Personnel	F. "Major shareholders of the reporting entity" and "Enterprise owned by major shareholders of the reporting entity"	G. Other Enterprises	Total
5	Purchase of Material																
	Jindal (India) Limited	-	-	-	-	-	-	-	-	-	19.33	-	-	-	-	-	19.33
	Essentia Management & Services Limited	-	-	-	-	-	-	-	-	-	-	-	-	-	-	204.33	204.33
	Concatenate Advest Advisory Private Limited	-	-	-	-	-	-	6.00	-	-	-	-	-	-	-	-	6.00
	Treofan Holdings GmbH	-	-	-	-	-	-	-	-	-	-	-	-	-	-	-	-
	Jindal Films Europe Brindisi SRL	-	-	-	-	-	-	34.11	-	-	-	-	-	-	-	272.21	272.21
	Jindal Films Europe Kerkrade B.V.	-	-	-	-	-	-	7.99	-	-	-	-	-	-	-	-	-
	Jindal Films Europe Virtron LLC	-	-	-	-	-	-	56.34	-	-	-	-	-	-	-	-	-
	JPF Middle East DMCC	-	-	-	-	-	-	760.88	-	-	-	-	-	-	-	-	-
	Treofan Germany GmbH	-	-	-	-	-	-	8.64	-	-	-	-	-	-	-	-	-
6	Professional Service Received																
	Packflex Business Advisory Services LLP	-	-	-	-	-	-	2,375.35	-	-	-	-	-	-	-	-	2,375.35
	Concatenate Advest Advisory Private Limited	-	18.00	-	-	-	-	-	-	-	-	-	-	-	-	-	18.00
	Concatenate Flexi Films Advest Private Limited	-	6.00	-	-	-	-	-	-	-	-	-	-	-	-	-	6.00
7	Rent Paid																
	Jindal Buildmart Limited	-	-	-	-	-	-	-	-	-	-	-	-	-	-	-	-
	Concatenate Advest Advisory Private Limited	-	87.63	-	-	-	-	-	-	-	-	-	-	-	-	-	87.63
8	Reimbursement of expenses received																
	Universus Photo Imagings Limited	-	-	-	-	-	-	-	-	-	-	-	-	-	-	-	-
	Concatenate Advest Advisory Private Limited	-	-	-	-	-	-	-	-	-	-	-	-	-	-	-	-
9	Interest Expenses																
	Topaz Enterprise DMCC	-	-	-	-	-	-	-	-	-	-	-	-	-	-	-	-
10	Loan Given																
	Jindal India Thermal Power Limited	-	-	-	-	-	-	-	-	-	-	-	-	-	-	-	-
	JPF Netherlands B.V.	-	-	-	-	-	-	-	-	-	-	-	-	-	-	-	-
	Enerlite Solar Films India Private Limited	-	-	-	-	-	-	552.00	-	-	-	-	-	-	-	-	552.00
11	Loan Received Back																
	Jindal India Thermal Power Limited	-	-	-	-	-	-	-	-	-	-	-	-	-	-	-	-
	Enerlite Solar Films India Private Limited	-	-	-	-	-	-	-	-	-	-	-	-	-	-	-	-
12	Investment in Equity Shares																
	Enerlite Solar Films India Private Limited	-	-	-	-	-	-	-	-	-	-	-	-	-	-	-	-
13	Investment in Preference Shares																
	Enerlite Solar Films India Private Limited	-	-	-	-	-	-	-	-	-	-	-	-	-	-	-	-
	Enerlite Solar Films India Private Limited	-	-	-	-	-	-	-	-	-	-	-	-	-	-	-	-

S. No.	Name of the Related Party	FY 2023-24					FY 2022-23					Total			
		A. Ultimate holding Entity	B. Holding Company	C. Fellow Subsidiary	D. Associate	E. Key Managerial Personnel	F. "Major shareholders of the reporting entity" and "Enterprise owned by major shareholders of the reporting entity"	G. Other Enterprises	A. Ultimate holding Entity	B. Holding Company	C. Fellow Subsidiary		D. Associate	E. Key Managerial Personnel	F. "Major shareholders of the reporting entity" and "Enterprise owned by major shareholders of the reporting entity"
	Jindal Films America LLC	-	-	-	-	-	201.43	201.43	-	-	-	-	-	200.93	200.93
	Jindal (India) Ltd.	-	-	-	-	-	1.58	1.58	-	-	-	-	-	-	-
	Universus Photo Imaging Limited	-	-	-	-	-	10.53	10.53	-	-	-	-	-	-	-
	Jindal Buildmart Limited	-	-	-	-	-	0.20	0.20	-	-	-	-	-	-	-
	Advance to vendor	-	2.71	-	-	-	626.06	628.77	-	2.16	-	10.91	-	587.60	600.67
	Jindal Films Euroops Virton Srl	-	-	-	-	-	3.99	3.99	-	-	-	-	-	-	-
	Loan and advances receivable (including interest thereon)	-	-	-	-	-	-	-	-	-	-	-	-	-	-
	Jindal India Thermal Power Limited	-	-	-	-	-	-	-	-	-	-	-	-	33,430.36	33,430.36
	JPF Netherlands B.V.	-	-	-	-	-	-	-	-	-	-	-	-	6,272.53	6,272.53
	Enerlite Solar Films India Private Limited	-	-	-	-	-	3,232.28	3,232.28	-	-	-	2,659.13	-	-	2,659.13
	JPF Dutch B.V.	-	-	-	-	-	-	1,804.36	1,804.36	-	-	-	-	-	-
	Concatenate Advest Advisory Private Limited	-	-	-	-	-	-	-	-	3.16	-	-	-	-	3.16
	Loan payable (including interest thereon)	-	-	-	-	-	1,804.36	5,036.63	-	3.16	-	2,659.13	-	39,702.89	42,765.19
	Topaz Enterprises DMCC	-	-	-	-	-	13,981.72	13,981.72	-	-	-	-	-	-	-

* Pursuant to scheme of arrangements between Promoter holding company Concatenate Advest Advisory Private Limited ("Demerged Company") and Concatenate Flexi Films Advest Private Limited (Resulting Company No.-2), Concatenate Metals Advest Private Limited (Resulting Company No.-3), and Concatenate Power Advest Private Limited (Resulting Company No.-4), sanctioned by the Hon'ble National Company Law Tribunal, Kolkata, vide Order dated September, 22 2023, Concatenate Advest Advisory Private Limited has transferred its entire shareholding (62.80%) in Jindal Poly Films Limited to Concatenate Flexi Films Advest Private Limited on February, 20 2024. Consequently, Concatenate Flexi Films Advest Private Limited has become ultimate holding of the Company now in place of Concatenate Advest Advisory Private Limited w.e.f February, 20 2024.

The amount related to gratuity cannot be ascertained separately since they are included in the contribution in respect made to the insurance group on a group basis for all employees, hence not included in above.

Other notes:

1. Transactions during the year have been disclosed excluding GST, where applicable.
2. All related party transactions entered during the year were in ordinary course of the business. During the current and previous year, the Group has not recorded any impairment of receivables relating to amounts owed by related parties.
3. Outstanding balances at the year-end are unsecured and interest free except loans given.
4. Investment made in related parties- Refer Note 5.

Note No. 45 Disclosures of deferred Government grants / assistance / subsidies

- 45.1 Under the Package Scheme of Incentive 2013 approved by the Government of Maharashtra, the Group is entitled to industrial promotion subsidy to the extent of 100% of the fixed capital investment or to the extent of taxes paid to the State Government in next 20 years from the date of commercial production, whichever is lower. During the year, subsidy receivable under the above scheme aggregating Rs 13,979.65 lakhs (Previous year Rs 17,645.24 lakhs) has been accounted by setting up these grants as Deferred Government Grants as “Non-Current/Current Liabilities” and amortised/recognised in the statement of profit and loss on straight line method over the useful life of related plant and machinery and disclosed in “Other Income”.
- 45.2 Rs. 1,880.04 Lakhs (Previous year : Rs. 1,966.15 Lakhs) accounted as Deferred Government Grants for duty saved on import of capital goods and spares under the EPCG scheme. Under the scheme, the Group is committed to export goods at the prescribed times of duty saved on import of capital goods over a specified period of time. In case such commitments are not met, the Group would be required to pay the duty saved along with interest to the regulatory authorities. Such grants recognised are released to the statement of profit & loss based on fulfillment of related export obligations.
- 45.3 Non-woven fabrics division of the Group has received / receivable Rs. 1,565.90 lakhs (Previous year : Rs 950.10 lakhs) being subsidy for electricity tariff under Government of Maharashtra scheme for textile industry in respect of capital investment made in Previous year and disclosed in Other income. (Refer note 32)
- 45.4 The Non-woven fabrics division of the Group is entitled to certain capital subsidy under TUFS scheme under State Textile Policy 2018-23. The Group has recognised the capital subsidy of Rs. 36,542.01 lakhs (Previous year Rs Nil) with the Government of Maharashtra for the expansion made in earlier year, in accordance with Ind AS 20. “ Upon submission of the subsidy application during the year, the said division of the Group has accounted for subsidy amortization as deduction from depreciation cost.
- 45.5 The Group has applied for capital subsidy with the Government of Maharashtra for the expansion made in accordance of M-SIP Scheme. Further, the Group is also eligible to apply for certain subsidy for manufacturing of Capacitor Films in accordance with “Production Linked Incentive (PLI) Scheme for Promoting Domestic Manufacturing of White Goods (Air Conditioners and LED Lights)” on completion of specified milestones.

The Group has not recognised above subsidies due to uncertainty of measurement and absence of reasonable assurance about its realisability due to various conditions attached with the grant and compliance of the same by the Group. Same shall be recognised after complying with all conditions attached to the subsidy.

Note No. 46 The aggregate amount of loans granted and repayable on demand or without stipulation of period of repayment and percentage thereof to the total loans granted during the year is given below:

Type of Borrower	Loan granted during the year	% of the total loan given during the year	Total amount of loan outstanding including given in earlier years
As on March 31, 2024			
Related parties - current	552.00	9.94%	9,380.16
As on March 31, 2023			
Related parties - current	40,014.00	89.20%	41,286.53

Note No. 47 Disclosure under Ind AS 7

Disclosure of changes in liabilities arising from financing activities, including both cash and non-cash changes :
(Rs. In Lakhs, unless stated otherwise)

Particulars	As at March 31, 2023	Acquired due to business combination	Cash flow from financing activities	Non cash changes		As at March 31, 2024
				Re-classification	Others*	
Non current borrowings	3,57,736.27	5,371.35	(17,172.04)	(33,563.26)	34,379.84	3,46,752.15
Current borrowings	50,518.16	16,624.15	29,092.50	33,563.26	(33,535.85)	96,262.22
Lease liabilities	211.00	531.10	(161.25)	94.36	3,158.56	3,833.78
Finance costs	-	-	(14,315.95)	(94.36)	(2,689.69)	17,100.00
Total	4,08,465.43	22,526.60	(2,556.74)	0.00	1,312.85	4,63,948.15

(Rs. In Lakhs, unless stated otherwise)

Particulars	As at March 31, 2022	Balance transferred through Slump sale	Cash flow from financing activities	Non cash changes		As at March 31, 2023
				Re-classification	Others*	
Non current borrowings	77,785.90	1,99,900.00	1,11,374.01	(28,645.08)	(2,678.56)	3,57,736.27
Current borrowings	42,553.52	-	(6,662.17)	28,645.08	(14,018.27)	50,518.16
Lease liabilities	247.87	-	(1,518.71)	26.62	1,455.22	211.00
Finance costs	-	-	(15,301.23)	(26.62)	500.20	14,827.66
Total	1,20,587.29	1,99,900.00	87,891.90	0.00	(14,741.22)	4,23,293.09

*Others includes lease liabilities accounted during the year

Note No. 48 : Segment Information

48.1 Description of segments and principal activities

According to Ind AS 108, identification of operating segments is based on Chief Operating Decision Maker (CODM) approach for making decisions about allocating resources to the segment and assessing its performance. The Group's Board of Directors reviews the results of each segment on quarterly basis. The Group's board of directors uses earning before interest and tax (EBITA) to assess the performance of the operating segments. Segment information is presented in respect of the Group's key operating segments. The operating segments are based on the Group's management and internal reporting structure. During the previous year, the company has transferred its packaging film business to its subsidiary company w.e.f August 2, 2022.

The Group's board examines the Group's performance both from a product perspective and have identified two reportable segments of its business:

- 1 Packaging Films
- 2 Nonwoven Fabrics
- 3 Others - Coated products

48.2 Information about reportable segments

Information related to each reportable segment is as follows :

(Rs. in Lakhs, unless stated otherwise)

Reportable segments	Packaging Films		Nonwoven Fabrics		Others		Total	
	2023-24	2022-23	2023-24	2022-23	2023-24	2022-23	2023-24	2022-23
48.2.1 Revenue from operations								
Revenue	3,11,640.04	3,80,621.27	54,317.03	52,469.11	30,088.33	37,883.81	3,96,045.39	4,70,974.19
Less : inter segment revenue	(3,488.42)	(1,287.00)					(3,488.42)	(1,287.00)
Total revenue from operations	3,08,151.61	3,79,334.27	4,317.03	52,469.11	30,088.33	37,883.81	3,92,556.97	4,69,687.19
48.2.2 Results								
Results	(13,677.06)	36,256.72	3,305.26	3,627.02	2,808.61	4,290.40	(7,563.19)	44,174.14
Less : Inter Segment	-	-	-	-	-	-	-	-
Segment Results							(7,563.19)	44,174.14
Add : Other Unallocable Income / (Expenses) (Net)							33,820.04	39,167.72
Less : Finance Cost							17,100.00	14,827.66
Add : Share of Associate							(62.40)	(276.34)
Less : Exceptional item							-	22,697.19
Profit before tax							9,094.45	45,540.66
Less : Tax expense (including deferred tax expense)							1,944.78	13,648.08



JINDAL POLY FILMS LIMITED

(Rs. in Lakhs, unless stated otherwise)

48.2.3	Interest income							3,896.26	8,338.84
48.2.4	Non-cash items								
	Amortisation of Deferred Government Grant	4,393.39	5,582.93	602.66	397.30	-	-	4,996.05	5,980.23
	Depreciation and amortisation expense	14,713.14	12,314.41	5,938.25	4,567.16	764.39	548.35	21,415.78	17,429.92

48.2.5 Other Segmental Informations

Particulars	Segmental Assets		Segmental Liabilities		Capital Expenditures	
	As at March 31, 2024	As at March 31, 2023	As at March 31, 2024	As at March 31, 2023	For the year ended March 31, 2024	For the year ended March 31, 2023
Packaging Films	3,97,023.61	3,54,625.31	1,10,374.39	1,46,451.01	23,419.40	24,852.84
Nonwoven Fabrics	1,58,664.26	1,33,661.63	53,789.12	16,952.87	2,765.45	38,994.37
Others	24,301.26	28,636.09	3,413.21	7,655.79	200.56	930.65
Unallocable Assets / Liabilities	4,75,942.70	4,44,293.49	4,88,909.66	3,70,035.94	11.28	8,865.70
Total	10,55,931.82	9,61,846.52	6,56,486.39	5,41,095.59	26,396.69	73,643.56

48.3 Geographic information

The segments are managed on a worldwide basis, but operate manufacturing facilities and sales offices in India. In geographic information, Group analyses its revenue and receivables from customers from its country of domicile and other countries. In presenting the geographic information, segment revenue has been based on the geographic location of customers.

Geographical Segments	Within India		Outside India		Total	
	2023-24	2022-23	2023-24	2022-23	2023-24	2022-23
Revenue from operations	2,87,779.67	3,28,733.57	1,04,777.30	1,40,953.61	3,92,556.97	4,69,687.19
Carrying amount of trade receivables	19,765.09	15,024.98	15,732.06	9,738.51	35,497.15	24,763.49

Other Informations

The Group has common assets for producing goods for domestic market and overseas market.

48.4 Major Customers

In Packaging films, the Group having two external customer (Previous year- Nil) which contribute 10% or more of its revenues from transactions.

In Nonwoven fabrics, the Group having two external customer (Previous year- two(2)) which contribute 10% or more of its revenues from transactions.

Note No. 49 : Fair Value Measurements

49.1 Financial Instruments by category

(Rs. in Lakhs, unless stated otherwise)

Particular	As at March 31, 2024			As at March 31, 2023		
	FVTPL*	Amortised Cost	Carrying Value	FVTPL*	Amortised Cost	Carrying Value
Financial assets						
Investments	3,73,439.97	15,976.68	3,89,416.65	3,48,288.32	15,661.38	3,63,949.70
Trade receivables	-	35,497.15	35,497.15	-	24,763.49	24,763.49
Cash and cash equivalents	-	1,796.37	1,796.37	-	1,180.85	1,180.85
Bank balances other than above	-	9,768.72	9,768.72	-	4,950.17	4,950.17
Loans	-	11,188.63	11,188.63	-	41,291.54	41,291.54
Other Financial Assets	90.85	1,11,803.60	1,11,894.45	-	1,02,621.69	1,02,621.69
	3,73,530.82	1,86,031.15	5,59,561.96	3,48,288.32	1,90,469.14	5,38,757.46



(Rs. in Lakhs, unless stated otherwise)

Particular	As at March 31, 2024			As at March 31, 2023		
	FVTPL*	Amortised Cost	Carrying Value	FVTPL*	Amortised Cost	Carrying Value
Financial liabilities						
Borrowings	-	4,43,014.37	4,43,014.37	-	4,08,254.43	4,08,254.43
Lease liabilities	-	3,833.78	3,833.78	-	211.00	211.00
Trade payables	-	36,789.77	36,789.77	-	17,916.92	17,916.92
Other financial liabilities	53.04	10,647.82	10,700.86	109.73	9,140.53	9,250.27
	53.04	4,94,285.72	4,94,338.76	109.73	4,35,522.88	4,35,632.61

*FVTPL refers to Fair value through profit and loss

The management assessed that trade receivables, cash and cash equivalents, other bank balances, loans, other financial assets, borrowing, lease liabilities, trade payables and other financial liabilities approximate their carrying amounts largely due to the short-term maturities of these instruments.

The fair value of the financial assets and liabilities is included at the amount at which the instrument could be exchanged in a current transaction between willing parties, other than in a forced or liquidation sale.

49.2 Fair Value Hierarchy

- (a) This section explains the judgements and estimates made in determining the fair values of the financial instruments. To provide an indication about the reliability of the inputs used in determining fair value, the Group has classified its financial instruments into the three levels prescribed under the accounting standard.

Financial assets and liabilities measured at fair value

Particular	As at March 31, 2024			
	Level 1	Level 2	Level 3	Total
Financial assets				
Financial Investments at FVTPL				
Investments in equity instruments	90,661.07	-	1,563.43	92,224.50
Investments in preference shares	-	-	3,109.44	3,109.44
Investments in mutual fund units	2,73,071.56	-	-	2,73,071.57
Investments in alternate investment funds	4,495.22	-	-	4,495.22
Investments in bonds	16,515.93	-	-	16,515.93
Derivative - forward contracts	-	90.85	-	90.85
Total	3,84,743.78	90.85	4,672.87	3,89,507.50
Financial liabilities				
Compulsory Convertible Preference Shares	-	-	1,81,310.26	1,81,310.26
Derivative - forward contracts	-	53.04	-	53.04
Total	-	53.04	1,81,310.26	1,81,363.30

Particular	As at March 31, 2023			
	Level 1	Level 2	Level 3	Total
Financial assets				
Financial Investments at FVTPL				
Investments in equity instruments				
Investments in preference shares	76,177.99	-	2,060.10	78,238.09
Investments in mutual fund units	-	-	2,894.10	2,894.10
Investments in alternate investment funds	2,43,294.49	-	-	2,43,294.49
Investments in bonds	795.25	-	-	795.25
Derivative - forward contracts	38,727.76	-	-	38,727.76
Total	3,58,995.49	-	4,954.20	3,63,949.69
Financial liabilities				
Compulsory Convertible Preference Shares	-	-	1,81,300.00	1,81,300.00
Derivative - forward contracts	-	109.73	-	109.73
Total	-	109.73	1,81,300.00	1,81,409.73

Level 1: hierarchy includes financial instruments measured using quoted prices / net asset value. This includes listed equity instruments, traded bonds and mutual funds that have quoted price / net asset value. The fair value of all equity instruments which are traded in the stock exchanges is valued using the closing price as at the reporting period.

Level 2: The fair value of financial instruments that are not traded in an active market (for example, traded bonds) is determined using valuation techniques which maximize the use of observable market data and rely as little as possible on entity-specific estimates. If all significant inputs required to fair value an instrument are observable, the instrument is included in level 2; and

Level 3: Inputs which are not based on observable market data (unobservable inputs). Fair values are determined in whole or in part using a net asset value or valuation model based on assumptions that are neither supported by prices from observable current market transactions in the same instrument nor are they based on available market data.

There are no transfers between level 1 and level 2 during the year.

(b) Valuation technique used to determine fair value

Specific valuation techniques used to value financial instruments include:

- the use of quoted market prices or net asset value for similar instruments.
- the fair value of forward foreign exchange contracts is determined using forward exchange rates provided by the respective bank at the balance sheet date.
- Fair value of Compulsory Convertible Preference Shares is based on Discounted cash flow method.
- For the fair values of Compulsory Convertible Preference Shares, reasonably possible changes at the reporting date to one of the significant unobservable inputs, holding other inputs constant, would have the following net effects.
- the fair value of the remaining financial instruments is determined using discounted cash flow analysis.

All of the resulting fair value estimates are included in level 2 or level 3, where the fair values have been determined based on present values and the discount rates used were adjusted for counterparty or own credit risk.

Fair value measurements on financial assets using significant unobservable inputs (level 3)

Particular	March 31, 2024	March 31, 2023
Opening balance	4,954.20	15,696.03
Acquisitions	400.11	480.00
Redemption	-	(12,411.83)
Gains/(loss) recognised in Statement of Profit & Loss	(671.44)	1,190.00
Closing balance	4,682.87	4,954.20

Fair value measurements on financial assets using significant unobservable inputs (level 3)

Particular	March 31, 2024	March 31, 2023
Opening balance	1,81,300.00	-
Acquisitions	-	1,90,900.00
Redemption	-	-
Gains/(loss) recognised in Statement of Profit & Loss	(10.26)	9,600.00
Closing balance	1,81,310.26	1,81,300.00

Valuation inputs and relationships to fair value.

(Rs. in Lakhs, unless stated otherwise)

Type of Financial Instruments	Fair Value as at		Significant unobservable inputs	Discounting Rate	Sensitivity
	March 31, 2024	March 31, 2023			
Unquoted preference shares	3,109.44	2,894.10	Risk-adjusted discount rate	7% to 10.25% (Previous year :7% to 8%)	Change of (+) 50/ (-) 50 basis points - Fair value would changes by (+) Rs. 76.83 lakhs and (-) Rs 76.92 lakhs respectively.
Unquoted equity shares	1,563.43	2,060.10	Risk-adjusted discount rate	NA	The FMV was computed on NAV method based on underlying equity shares of listed entity on reporting date.
CCPS- Compound Financial Instrument	1,81,310.26	1,81,300.00	Risk-adjusted discount rate	10.25% (Previous year : 9.33%)	Change of (+) 50/ (-) 50 basis points - Fair value would changes by (-) Rs. 8.19 lakhs and (+) Rs 8.26 lakhs respectively.

The Group has obtained the valuation report from a registered valuer, required for financial reporting purposes, including level 3 fair values.

The main level 3 inputs for unlisted preference shares used by the Group are derived and evaluated as follows:

- Risk adjusted discount rates are estimated based on expected cash inflows arising from the instrument and the entity's knowledge of the business and how the current economic environment is likely to impact it.
- The fair market value of unquoted equity shares was computed on NAV method based on underlying equity shares of listed entity on reporting date.

Note No.50 : Financial Risk Management
(a) Risk management framework

The Group's board of directors has overall responsibility for the establishment and oversight of the Group's risk management framework. The board of directors has established the process-wise committees which are responsible for developing and monitoring the Group's risk management policies.

The Group's risk management policies are established to identify and analyse the risks faced by the Group, to set appropriate risk limits and controls and to monitor risks and adherence to limits. The Group, through its training and management standards and procedures, aims to maintain a disciplined and constructive control environment in which all employees understand their roles and obligations.

The Group is exposed to credit risk, liquidity risk, market risk, foreign currency risk and interest rate risk. The Group's management oversees the management of these risks. The management reviews and agrees policies for managing each of these risks, which are summarised below.

(b) Credit Risk

Credit risk is the risk of financial loss to the Group if a customer or counterparty to a financial instrument fails to meet its contractual obligations, and arises principally from the Group's receivables from customers and investments in debt securities.

The carrying amount of financial assets represents the maximum credit exposure. The Group monitor credit risk very closely both in domestic and export market. The Management impact analysis shows credit risk and impact assessment as low.

Trade and Other Receivables

The Group's exposure to credit risk is influenced mainly by the individual characteristics of each customer. However, management also considers the factors that may influence the credit risk of its customer base, including the default risk of the industry and country in which customers operate.

The Group Management has established a credit policy under which each new customer is analysed individually for creditworthiness before the Group's standard payment and delivery terms and conditions are offered. The Group's

review includes market check, industry feedback, past financials and external ratings, if they are available, and in some cases bank references. Sale limits are established for each customer and reviewed quarterly. Any sales exceeding those limits require approval from the Director of the Group.

The Group exposure to credit risk is influenced mainly by the individual characteristics of each customer. However, management also considers the factors that may influence the credit risk of its customer base, including the default risk of the industry and country in which customers operate.

The Group establishes an allowance for impairment that represents its expected credit losses in respect of trade and other receivables. The management uses a simplified approach for the purpose of computation of expected credit loss for trade receivables.

As at March 31, 2024

Sl. No.	Particulars	Not Due	Less than 6 months	6 months - 1 year	1-2 years	2-3 years	More than 3 years	Total
a	ECL rate (Computed (a=c/b))	0.00%	4.70%	0.88%	26.80%	47.38%	100.00%	2.70%
b	Gross carrying amount	28,292.26	6,146.63	320.12	1,363.20	61.48	299.57	36,483.26
c	ECL simplified approach	0.04	289.19	2.83	365.36	29.13	299.56	986.11
d	Net carrying amount	28,292.22	5,857.44	317.29	997.84	32.35	0.01	35,497.15

As at March 31, 2023

Sl. No.	Particulars	Not Due	Less than 6 months	6 months - 1 year	1-2 years	2-3 years	More than 3 years	Total
a	ECL rate (Computed (a=c/b))	0.00%	2.03%	3.32%	26.22%	0.00%	100.00%	1.80%
b	Gross carrying rate	18,504.54	5,538.09	812.74	61.26	2.48	297.08	25,216.19
c	ECL simplified approach	-	112.54	27.02	16.06	-	297.08	452.70
d	Net carrying amount	18,504.54	5,425.55	785.72	45.20	2.48	-	24,763.49

During the period, the Group has made no write-offs of trade receivables, it does not expect to receive future cash flows or recoveries from collection of cash flows previously written off. The Group also pursue all legal option for recovery of dues wherever necessary based on its internal assessment.

Reconciliation of loss allowance provision – Trade receivables

Particulars	FY 2023-24	FY 2022-23
Opening balance	452.70	-
Changes in loss allowance (net)	533.41	452.70
Closing balance	986.11	452.70

Investments

Investments are reviewed for any fair valuation loss on a periodic basis and necessary provision/fair valuation adjustments have been made based on the valuation carried by the management to the extent of available sources and the management does not expect any investee entities to fail to meet its obligations. Where book value of any investment became negative, adequate provision for impairment has been provided in the books. Accordingly provision for impairment of investment of Rs 4.50 lakhs (Previous year Rs Nil).

Loans

Credit risk on loans is generally low as the said loans have been given to the Group companies and no material impairment loss has been recognized against these loans. The Holding Company management has analysed individually for creditworthiness before the loans are offered.

Cash and bank balances

Credit risk on cash and cash equivalent, deposits with the bank of Group is generally low as the said deposits have been made with the banks/institutions who have been assigned high credit rating by international and domestic rating agencies.

Receivable from Government

The Group receivables from the Government of India/State, credit risk is considered Nil hence, no impairment provision has been made in the books.

Others

Other than trade receivables and other receivables reported above, the Group has no other material financial assets which carries any significant credit risk.

(c) Liquidity Risk

Liquidity risk is the risk that the Group will encounter difficulty in meeting the obligations associated with its financial liabilities that are settled by delivering cash or another financial asset. The Group's approach to managing liquidity is to ensure, as far as possible, that it will have sufficient liquidity to meet its liabilities when they are fallen due, under both normal and stressed conditions, without incurring unacceptable losses or risking damage to the Group's reputation.

Prudent liquidity risk management implies maintaining sufficient cash and marketable securities and the availability of funding through an adequate amount of committed credit facilities to meet obligations when due and to close out market positions. Due to the dynamic nature of the underlying businesses, Group treasury maintains flexibility in funding by maintaining availability under committed credit lines.

Management monitors rolling forecasts of the Group's liquidity position (comprising the undrawn borrowing facilities) and cash and cash equivalents on the basis of expected future cash flows. This is generally carried out at unit level and monitored through caproate office of the Group in accordance with practice and limits set by the Group. These limits vary by location to take into account requirement, future cash flow and the liquidity in which the entity operates. In addition, the Group's liquidity management strategy involves projecting cash flows in major currencies and considering the level of liquid assets necessary to meet these, monitoring balance sheet liquidity ratios against internal and external regulatory requirements and maintaining debt financing plans.

(a) Financing arrangements

The Group had access to the undrawn working capital facilities. These facilities may be drawn at any time and may be terminated by the bank without notice. Working capital facilities are in Indian rupee and in foreign currency and have an average maturity period of one year.

(b) Maturities of financial liabilities

The table below provides details regarding the remaining contractual maturities of financial liabilities at the reporting date based on contractual undiscounted payments (excluding transaction cost on borrowings).

As at March 31,2024

	Contractual cash flows				Total
	0 to 1 years	1 to 2 years	2 to 5 years	More than 5 years	
Non-derivative Financial Liabilities					
Borrowings*	1,29,825.48	37,032.17	82,548.81	13,991.12	2,63,397.58
Lease liabilities	633.60	1,145.98	1,099.76	2,107.94	4,987.28
Trade payables	36,789.77	-	-	-	36,789.77
Other financial liabilities	10,700.86	-	-	-	10,700.86
Total Non-derivative Liabilities	1,77,949.71	38,178.15	83,648.57	16,099.06	3,15,875.49

As at March 31, 2023

	Contractual cash flows				Total
	0 to 1 years	1 to 2 years	2 to 5 years	More than 5 years	
Non-derivative Financial Liabilities					
Borrowings*	79,163.23	32,526.28	59,458.51	58,032.40	2,29,180.42
Lease liabilities	106.20	83.70	46.20	-	236.10
Trade payables	17,916.92	-	-	-	17,916.92
Other financial liabilities	9,250.27	-	-	-	9,250.26
Total Non-derivative Liabilities	1,06,436.61	32,609.98	59,504.71	58,032.40	2,56,583.70

*Excluding debt component of Compulsory Convertible Preference Shares (CCPS) of Rs. 1,81,310.26 lakhs (Previous year: Rs.1,81,300.00 lakhs), which will be converted into equity shares of the company as per the agreed terms.

(d) Market Risk

Market risk is the risk that changes in market prices – such as foreign exchange rates and interest rates – will affect the Group's income or the value of its holdings of financial instruments. The objective of market risk management is to manage and control market risk exposures within acceptable parameters, while optimizing the return.

The Group uses derivatives like forward contracts to manage market risks on account of foreign exchange and various debt instruments on account of interest rates. All such transactions are carried out within the guidelines set by the Management Committee.

(i) Foreign currency risk

The Group is exposed to foreign exchange risk arising from foreign currency transactions, primarily with respect to the USD, EUR, YEN and GBP. Foreign exchange risk arises from future commercial transactions and recognised assets and liabilities denominated in a currency that is not the Group's functional currency (Rs.). The risk is measured through a forecast of highly probable foreign currency cash flows. The objective of the hedges is to minimise the volatility of the Rs. cash flows of highly probable forecast transactions by hedging the foreign exchange inflows on regular basis. The Group also take help from external consultants who for views on the currency rates in volatile foreign exchange markets.

Currency risks related to the principal amounts of the Group's foreign currency payables, have been partially hedged using forward contracts taken by the Group.

In respect of other monetary assets and liabilities denominated in foreign currencies, the Group's policy is to ensure that its net exposure is kept to an acceptable level by buying or selling foreign currencies at spot rates when necessary to address short-term balances.

Exposure to unhedged currency risk

The summary of quantitative data about the Group's exposure (Unhedged) to currency risk as reported to the management is as follows :

Nature	Cross Currency	As at March 31, 2024		As at March 31, 2023	
		Foreign Currency (In lakhs)	Rs. in lakhs	Foreign Currency (In lakhs)	Rs. in lakhs
Financial Liabilities					
Borrowings	USD : INR	318.52	26,557.11	253.01	20,801.44
Borrowings	EURO : INR	962.03	86,792.42	893.66	80,079.23
		1,280.55	1,13,349.53	1,146.68	1,00,880.67
Trade payables	USD : INR	106.65	8,892.15	77.06	6,358.14
Trade payables	EURO : INR	16.03	1,444.94	16.14	1,446.47
Trade payables	GBP : INR	0.07	7.23	-	-
Trade payables	YEN : INR	10.08	5.55	231.07	143.89
Interest accrued	USD : INR	3.36	280.47	1.73	142.29
Interest accrued	EURO : INR	1.64	147.13	1.50	135.14
		137.83	10,777.47	327.50	8,225.93
Financial Assets					
Trade Receivables	USD : INR	39.61	3,302.35	92.37	7,594.80
Trade Receivables	EURO : INR	8.40	758.03	20.86	1,869.36
Trade Receivables	GBP : INR	0.52	54.44	0.20	20.56
		48.53	4,114.83	113.43	9,484.72
Net Position					
(Payable) / Receivable	USD : INR	(388.92)	(32,427.38)	(239.43)	(19,707.07)
(Payable) / Receivable	EURO : INR	(971.30)	(87,626.46)	(890.44)	(79,791.48)
(Payable) / Receivable	GBP : INR	0.45	47.21	0.20	20.56
(Payable) / Receivable	YEN : INR	(10.08)	(5.55)	(231.07)	(143.89)

excluding advance received from foreign customers against sale and advance given to foreign vendors against purchase.

The summary of quantitative data about the Group's exposure (hedged) to currency risk as reported to the management of the Group is as follows :

Currency	Cross currency	As at March 31, 2024		As at March 31, 2023	
		Foreign currency (in Lakhs)	INR	Foreign currency (in Lakhs)	INR
Export	USD : INR	70.40	5,869.52	126.70	10,416.88
	EURO : INR	105.70	9,536.02	130.55	11,698.27
Import	USD : INR	82.60	6,886.68	16.70	1,373.02
	EURO : INR	44.70	4,032.74	7.30	654.14

The following significant exchange rates have been applied

Currency	As at March 31, 2024	As at March 31, 2023
USD	83.3739	82.2169
EURO	90.2178	89.6076
GBP	105.2935	101.8728
YEN	0.5509	0.6180

Sensitivity Analysis

Every percentage point depreciation / appreciation in the exchange rate for the closing balances between the Indian Rupee and respective currencies would affect the Group's incremental profit before tax and equity, net of tax as per below :

	(Profit) or loss		Equity, net of tax	
	Increase in Movement	Decrease in Movement	Increase in Movement	Decrease in Movement
March 31, 2024				
USD : INR (10% Movement)	3,242.58	(3,242.58)	2,426.49	(2,426.49)
EURO : INR (10% Movement)	8,762.85	(8,762.85)	6,557.42	(6,557.42)
GBP : INR (10% Movement)	(4.74)	4.74	(3.55)	3.55
YEN : INR (10% Movement)	0.56	(0.56)	0.42	(0.42)
March 31, 2023				
USD : INR (10% Movement)	1,968.52	(1,968.52)	1,473.08	(1,473.08)
EURO : INR (10% Movement)	7,979.02	(7,979.02)	5,970.86	(5,970.86)
GBP : INR (10% Movement)	(2.04)	2.04	(1.52)	1.52
YEN : INR (10% Movement)	14.28	(14.28)	10.69	(10.69)

(ii) Interest rate risk

The groups's main interest rate risk arises from long-term borrowings with variable rates, which expose the Group to cash flow interest rate risk. During March 31, 2024 and March 31, 2023, the Group's borrowings at variable rate were denominated in Indian Rupees, EURO and US Dollars.

Nature	Cross Currency	As at March 31, 2024		As at March 31, 2023	
		Foreign Currency (In lakhs)	Rs. in lakhs	Foreign Currency (In lakhs)	Rs. in lakhs
Financial liabilities					
Borrowings	EURO : INR	560.37	50,555.17	417.82	37,440.26

Cash flow sensitivity analysis for variable-rate instruments

A reasonably possible change of 50 basis points in interest rates at the reporting date would have increased (decreased) equity and profit or loss by the amounts shown below. This analysis assumes that all other variables, in particular foreign currency exchange rates, remain constant.

Particulars	Increase/ decrease in basis points	Effect on profit before tax	Effect on Equity, after tax
March 31, 2024	50 basis point	820.26	613.82
March 31, 2023	50 basis point	880.28	658.73

Note No. 51 : Event after the Balance Sheet date

The Board of Directors of Holding Company have recommended a dividend of Rs. 5.50 (Previous year : Rs. 4.30) per equity share aggregating Rs. 2,408.25 lakhs (Previous year : Rs.1,882.82 lakhs) for the financial year ended March 31, 2024 and the same is subject to approval of shareholders at the ensuing Annual General Meeting.



Note No. 52 : Business Combination

A The Holding Company acquired 100% of total equity shares of JPF Netherlands Investment B.V, based in Netherlands (Europe) which is engaged in manufacturing and selling of packaging films and all other related products w.e.f July 21, 2023 as a result of which JPF Netherlands Investment B.V has become the wholly owned subsidiary. Since JPF Netherlands Investment B.V and the Holding Company are under common control, the accounting has been done applying Pooling of Interest method as prescribed in Appendix C of Ind AS 103 'Business Combinations'. While applying Pooling of Interest method, the company has recorded all assets, liabilities and reserves at their carrying values as appearing in the books of JPF Netherlands Investment B.V on acquisition date.

Assets, liabilities and reserves acquired

(Rs. in Lakhs, unless stated otherwise)

Particulars	Amount
Assets	
Non current assets	
Property, plant and equipment	13,081.38
Capital work-in-progress	4,300.66
Right of use assets	758.94
Intangible assets	4,675.99
Loans	1,839.86
Other financial assets	9.68
Deferred tax asset	1,372.07
Other non-current assets	52.46
Total non current assets	26,091.04
Current assets	
Inventories	10,383.60
Trade receivables	7,221.82
Cash and cash equivalents	2,096.59
Other financial assets	331.96
Current tax assets (net)	185.70
Other current assets	1,085.78
Total current assets	21,305.45
Total Assets	47,396.49
Non-current liabilities	
Borrowings	5,371.35
Lease liabilities	416.74
Provisions	1,188.66
Other non current liabilities	39.38
Total non current liabilities	7,016.13
Current liabilities	
Borrowings	16,624.15
Lease liabilities	114.36
Trade payables	6,648.80
Other financial liabilities	2,488.40
Other current liabilities	944.19
Provisions	144.12
Total current liabilities	26,964.02
Total Liabilities	33,980.15

(Rs. in Lakhs, unless stated otherwise)

Particulars	Amount
Total Assets	47,396.49
Total Liabilities	(33,980.15)
Currency translation reserve	64.22
Retained earning	(13,471.36)
Consideration paid	(39,684.77)
Capital reserve accounted in books	(39,675.57)

- B** During the year, Hon'ble National Company Law Tribunal (NCLT), Mumbai Bench vide their order dated August 04, 2023 sanctioned the scheme of Amalgamation between SMI Coated Products Private Limited (Transferor Company) and its holding company Jindal Polypack Limited (Formerly known as Jindal Labelling Limited) (Transferee Company) w.e.f. appointed date May 02, 2022. Subsequently name of Jindal Poly Pack Limited was changed to Jindal SMI Coated Products Limited w.e.f December 12, 2023.

Since the amalgamated entities are under common control, the accounting of the said amalgamation in Consolidated financials has been done applying Pooling of Interest method as prescribed in Appendix C of Ind AS 103 'Business Combinations'.

The aforesaid scheme has no impact on the Consolidated Financial Statements of the Group since the scheme of amalgamation was with Jindal Polypack Limited and its wholly owned subsidiary.

- C** On April 29, 2022, the Group acquired 100% of the voting shares of SMI Coated Products Private Limited, a non-listed company based in India, which is engaged in manufacturing and selling of gummed paper and film, self adhesive sheets and rolls in India and all other related products.

Assets acquired and liabilities assumed

The Group has accounted for assets and liabilities acquired from above company at their fair value and excess of considerations over assets and liabilities acquired has been accounted for as capital reserve.

(Rs. in Lakhs, unless stated otherwise)

Particulars	Fair values recognised on acquisition
Assets	
Non current assets	
Property, plant and equipment	6,334.31
Right of use assets	1,645.52
Intangible assets	31.02
Other financial assets	129.18
Other non-current assets	160.58
Total non current assets	8,300.61
Current assets	
Inventories	5,780.42
Trade receivables	10,749.78
Cash and cash equivalents	3,289.22
Loans	18.97
Other financial assets	25.57
Current tax assets (net)	1,711.24
Other current assets	756.51
Total current assets	22,331.70
Total assets	30,632.32



(Rs. in Lakhs, unless stated otherwise)

Particulars	Fair values recognised on acquisition
Non-current liabilities	
Borrowings	2,392.50
Deferred tax liability (net)	153.71
Total non current liabilities	2,546.21
Current liabilities	
Borrowings	7,268.23
Trade payables	8,159.87
Other financial liabilities	235.15
Other current liabilities	81.93
Current tax liabilities	1,558.13
Total current liabilities	17,303.31
Total liabilities	19,849.52
Total identifiable net assets	10,782.79
Consideration transferred	9,965.00
Creation of capital reserve	817.79

Note No. 53 On January 01, 2023, there was a fire in plant situated in Nashik, Maharashtra of the subsidiary company JPFL Films Private Limited. In this incident Rs. 11,043.20 lakhs property, plant and equipment and Rs. 11,653.99 lakhs inventory and other assets were damaged. The subsidiary company has booked a loss of value of property, plant and equipment and inventory aggregating of Rs. 22,697.19 lakhs damaged in fire and same has been shown as exceptional item. The subsidiary company is in process to lodge claim with the insurance company. The insurance company has appointed two surveyors to assess the loss. Insurance claim shall be accounted for as and when claim shall be accepted by the insurance company.

Note No. 54 : Income Tax

(Rs. in Lakhs, unless stated otherwise)

	For the year ended March 31, 2024	For the year ended March 31, 2023
54.1 Income tax expenses recognised in Statement of Profit and Loss		
Current income tax expense for the year	5,201.41	43,007.71
Deferred tax (benefit)/expense	(3,256.63)	(29,359.63)
Recognised in Other Comprehensive Income		
Income tax on items that will not be reclassified to profit or loss	11.47	69.08
Total income tax expense recognised in statement of profit and loss for the year	1,956.25	13,717.16
54.2 Reconciliation of estimated income tax expense at Indian statutory income tax rate to income tax expense reported in statement of Profit and Loss		
Total comprehensive income before income taxes	8,693.02	45,815.13
Indian statutory income tax rate	25.168%	25.168%
Estimated income tax expenses	2,187.86	11,530.75

(Rs. in Lakhs, unless stated otherwise)

	For the year ended March 31, 2024	For the year ended March 31, 2023
Tax effect of adjustments to reconcile expected income tax expense to reported income tax expense:		
Government Grants	-	-
Relates to exceptional items	-	6,015.51
Tax rate difference Exempt/reduce rate income	(6.43)	(2,599.76)
Disallowance of expenses	539.02	639.08
Dividend income not taxable to the extent dividend distributed	(603.93)	(1,024.88)
Tax related to earlier years	(25.57)	(967.42)
Others	(134.71)	123.88
	1,956.25	13,717.16

Note No. 55 : Capital Management

The Group manages its capital structure and makes adjustments in light of changes in economic conditions and the requirements of the financial covenants. To maintain or adjust the capital structure, the Group may adjust the dividend payment to shareholders, return capital to shareholders or issue new shares. The primary objective of the Group's capital management is to maximize the shareholder value. The Group's primary objective when managing capital is to ensure that it maintains an efficient capital structure and healthy capital ratios and safeguard the Group's ability to continue as a going concern in order to support its business and provide maximum returns for shareholders. The Group also proposes to maintain an optimal capital structure to reduce the cost of capital. No changes were made in the objectives, policies or processes during the year ended March 31, 2024 and March 31, 2023.

For the purpose of the Group's capital management, capital includes issued capital, share premium and all other equity reserves. Net debt includes, interest bearing loans and borrowings less cash and short term deposits. The Group monitors capital using gearing ratio, which is net debt divided by total capital as under:

	As at March 31, 2024	As at March 31, 2023
a) Borrowings	4,43,014.37	4,08,254.43
b) Cash and Cash Equivalents	(1,796.37)	(1,180.85)
c) Net debts	4,41,217.99	4,07,073.57
d) Equity Share Capital	4,378.64	4,378.64
e) Other Equity	3,95,066.79	4,16,372.27
f) Total equity	3,99,445.43	4,20,750.91
g) Equity and net debt	8,40,663.43	8,27,824.48

Note No. 56 : Leases

56.1 As a Lessee

56.1.1 There are no income from subleasing right-of-use assets nor any gains or losses from sales and leaseback for the year ended 31 March 2024 (Previous year Nil).

56.1.2 There are no variable lease payments for the year ended March 31, 2024.

56.1.3 On March 31, 2024, lease liabilities were Rs 3,833.78 lakhs (Previous year Rs 211.00 lakhs). The corresponding interest expense for the year ended March 31, 2024 was Rs 94.36 lakhs (Previous year Rs 26.62 lakhs). The portion of the lease payments recognized as a reduction of the lease liabilities and as a cash outflow (undiscounted) from financing activities amounted to Rs 161.25 lakhs for the year ended March 31, 2024 (Previous year Rs. 122.60 lakhs).



56.1.6 The maturity profile of the lease liabilities (undiscounted) as at the end of the year , is as follows:

Particulars as at March 31, 2024	0-1 year	1-3 years	3-5 Years	More than 5 Years	Total
Lease liabilities (discounted)					
As at March 31,2024	326.71	623.91	904.07	1,979.09	3,833.78
As at March 31,2023	90.04	120.96	-	-	211.00

Particulars as at March 31, 2023	0-1 year	1-3 years	3-5 Years	More than 5 Years	Total
Lease Liabilities (undiscounted)					
As at March 31,2024	633.60	1,145.98	1,099.76	2,107.94	4,987.28
As at March 31,2023	106.20	129.90	-	-	236.10

56.2 As a Lessor

56.2.1 The Group has given certain premises on operating lease which can be terminated with 3 months prior notice by either party. The aggregate lease rentals received has been disclosed in note no. 32.

Note No. 57 Submission of quarterly returns / statements with banks

(A) The Nonwoven division of Holding company has submitted following quarterly returns / statements with banks, are in agreement with the books of accounts other than followings:

Quarter ending	Balance as per statements					Balance as per books of accounts					Difference			Remarks
	Inventory	Trade receivables	Adv from customer	Creditors	Inventory	Trade receivables	Adv from customer	Creditors	Inventory	Trade receivables	Adv from customer	Creditors	Inventory	
Jun-23	9,481.85	11,502.34	98.35	3,881.16	10,627.22	10,750.73	3,487.07	4,952.48	(1,145.37)	751.61	(3,388.72)	(1,071.32)	Mainly due to sales reversals at the quarterly reporting, in compliance with IND AS 115, sundry creditors (excluding material) and advances received in foreign currency from certain customers in earlier years were not reported in the stock statement submitted to the bank.	
Sep-23	10,084.29	13,504.36	59.91	6,530.68	12,916.08	12,897.92	3,617.84	9,456.67	(2,831.79)	606.44	(3,557.93)	(2,925.99)		
Dec-23	11,727.15	17,062.40	117.67	3,884.29	13,731.77	15,488.38	3,344.29	5,827.86	(2,004.62)	1,574.02	(3,226.62)	(1,943.57)		
Mar-24	9,967.41	15,295.64	41.91	4,161.32	10,987.51	15,202.99	2,942.53	5,735.63	(1,020.10)	92.65	(2,900.62)	(1,574.31)		

Quarter ending	Balance as per statements					Balance as per books of accounts					Difference			Remarks
	Inventory	Trade receivables	Adv from customer	Creditors	Inventory	Trade receivables	Adv from customer	Creditors	Inventory	Trade receivables	Adv from customer	Creditors	Inventory	
Jun-22	14,674.30	6,629.35	3,884.29	4,982.15	1,08,422.58	26,979.47	22,264.05	19,812.85	(93,748.28)	(20,350.12)	(18,379.76)	14,830.70	Mainly due to sales reversals at the quarterly reporting, in compliance with IND AS 115, sundry creditors (excluding material) and advances received in foreign currency from certain customers in earlier years were not reported in the stock statement submitted to the bank.	
Sep-22	14,173.81	9,152.81	4,161.32	3,906.33	16,457.43	12,448.84	3,447.84	6,333.94	(2,283.62)	(3,296.03)	713.48	(2,427.61)		
Dec-22	14,047.13	11,744.28	-	4,259.62	14,508.18	15,345.78	3,622.46	5,001.48	(461.05)	(3,601.50)	(3,622.46)	(741.86)		
Mar-23	8,074.87	14,246.58	-	1,211.35	9,162.71	13,988.19	3,284.40	1,103.80	(1,087.84)	258.39	(3,284.40)	107.55		

(B) The JPFL Films Private Limited has submitted following quarterly returns / statements with banks, are in agreement with the books of accounts other than followings:

Quarter ending	Balance as per statements					Balance as per books of accounts					Difference			Remarks	
	Inventory	Trade Receivables	Trade Payable	Adv to vendor	Adv from customer	Inventory	Trade Receivables	Trade Payable	Adv to vendor	Adv from customer	Inventory	Trade Receivables	Trade Payable		Adv to vendor
Jun-23	78,619.00	5,759.00	9,006.00	4,947.88	4,717.59	3,568.79	8,993.24	6,572.48	7,272.91	(5,007.77)	2,190.21	12.76	1,624.60	2,555.32	Variance is mainly due to - Sales billed and dispatch but could not be reached to the destination therefore sales reversed at the quarterly reporting dates in compliance of IND AS 115, - Stock valuation difference at quarter end - Purchase in transit and also old inventory, debtors more than 90 days and raw material stock in transit are not shown in statement submitted to the bankers.
Sep-23	71,562.00	7,524.00	10,349.00	3,412.00	5,104.00	4,166.85	12,441.03	2,691.36	6,971.43	(3,369.12)	3,357.15	(2,092.03)	720.84	(1,867.43)	
Dec-23	69,613.00	5,006.00	13,715.00	3,665.00	4,365.00	78,792.79	1,851.01	2,348.76	9,711.10	(9,179.79)	3,154.99	3,858.35	1,316.24	5,346.10	
Mar-24	68,318.00	6,853.00	12,039.00	4,815.38	4,180.00	86,341.03	1,971.61	3,691.32	13,268.06	(18,023.03)	4,881.39	(4,887.61)	1,124.06	9,088.06	

Quarter ending	Balance as per statements					Balance as per books of accounts					Difference			Remarks		
	Inventory	Trade Receivables	Trade Payable	Adv to vendor	Adv from customer	Inventory	Trade Receivables	Trade Payable	Adv to vendor	Adv from customer	Inventory	Trade Receivables	Trade Payable		Adv to vendor	Adv from customer
Jun-22	-	-	-	-	-	-	-	-	-	-	-	-	-	-	-	Variance is mainly due to - Sales billed and dispatch but could not be reached to the destination therefore sales reversed at the quarterly reporting dates in compliance of IND AS 115, - Stock valuation difference at quarter end - Purchase in transit and also old inventory, debtors more than 90 days and raw material stock in transit are not shown in statement submitted to the bankers.
Sep-22	81,755.48	11,911.00	15,258.00	10,811.00	4,385.00	85,982.33	11,995.45	19,135.07	12,835.71	(4,226.85)	(84.45)	(3,877.07)	2,024.71	(1,200.04)		
Dec-22	77,901.00	7,952.00	20,943.00	2,448.00	4,061.00	83,330.56	5,220.82	22,443.85	7,962.16	(5,429.56)	2,731.18	(1,500.85)	6,195.88	(3,901.16)		
Mar-23	77,146.00	8,004.52	8,740.00	2,434.00	4,641.00	82,558.10	3,721.79	10,583.06	8,495.28	(5,412.10)	4,282.73	(1,843.06)	1,453.18	(3,854.28)		

(C) The Jindal SMI Coated Products Limited has submitted following quarterly returns / statements with banks, are in agreement with the books of accounts other than followings:

Quarter ending	Balance as per statements			Balance as per books of accounts			Difference		Remarks
	Inventory	Trade Receivables	Trade Payables	Inventory	Trade Receivables	Trade Payables	Trade Receivables	Trade Payables	
Jun-23	8,109.00	7,083.34	4,294.01	9,226.04	5,882.11	4,089.75	1,201.22	204.27	Mainly due to export sales billed and dispatch for shipping but could not be reached to the destination therefore sales reversed at the quarterly reporting dates in compliance of IND AS 115 and also old inventory debtors more than 90 days and raw material stock in transit not shown in statement submitted to the bankers.
Sep-23	8,060.84	6,645.50	1,955.01	8,849.83	5,783.05	2,285.27	862.44	(330.26)	
Dec-23	7,173.53	6,462.09	1,665.41	7,855.45	5,788.12	2,101.15	673.97	(435.74)	
Mar-24	8,392.86	5,583.05	1,899.38	8,392.81	5,134.75	2,914.53	448.30	(1,015.15)	

Quarter ending	Balance as per statements			Balance as per books of accounts			Difference		Remarks
	Inventory	Trade Receivables	Trade Payables	Inventory	Trade Receivables	Trade Payables	Trade Receivables	Trade Payables	
Jun-22	5,667.09	12,585.23	6,034.28	4,829.67	12,194.72	6,244.16	390.51	(209.88)	Mainly due to export sales billed and dispatch for shipping but could not be reached to the destination therefore sales reversed at the quarterly reporting dates in compliance of IND AS 115 and also old inventory debtors more than 90 days and raw material stock in transit not shown in statement submitted to the bankers.
Sep-22	8,159.75	11,823.83	6,717.53	9,047.95	10,080.62	7,441.95	1,743.21	(724.42)	
Dec-22	8,176.87	9,088.47	4,612.74	8,749.75	7,992.26	5,251.23	1,096.21	(638.49)	
Mar-23	7,941.75	8,535.77	3,456.13	8,673.00	6,897.60	4,744.45	1,638.17	(1,288.32)	

* includes trade receivables submitted Citi bank. HSBC bank does not consider amount outstanding from SMI Coated Products Industry LLC.

Note No. 58 : Additional Information, as required under Schedule III to the Companies Act, 2013, of enterprises consolidated as Subsidiaries :

Name of the Entity in the Group	As at March 31, 2024						As at March 31, 2023								
	Net Assets i.e. Total Asset less Total Liabilities	Share in Profit/ (Loss)	Share in Other Comprehensive Income	Share in Total Comprehensive Income	Net Assets i.e. Total Asset less Total Liabilities	Share in Profit/ (Loss)	Share in Other Comprehensive Income	Share in Total Comprehensive Income	Net Assets i.e. Total Asset less Total Liabilities	Share in Profit/ (Loss)	Share in Other Comprehensive Income	Share in Total Comprehensive Income			
	As % of Consolidated Net Assets	Amount In Lakhs	As % of Consolidated Profit/ (Loss)	Amount In Lakhs	As % of Consolidated Profit/ (Loss)	Amount In Lakhs	As % of Consolidated Profit/ (Loss)	Amount In Lakhs	As % of Consolidated Net Assets	Amount In Lakhs	As % of Consolidated Profit/ (Loss)	Amount In Lakhs			
(a) Parent															
Jindal Poly Films Limited	144.87	5,78,674.87	436.39	31,200.45	(3.71)	15.30	463.36	31,215.75	130.56	5,49,341.94	545.95	1,74,118.11	242.59	543.21	1,74,360.70
(b) Subsidiary Group															
Indian															
Jindal Films India Limited	3.20	12,774.41	(3.96)	(283.02)	-	-	(4.20)	(283.02)	3.10	13,057.44	11.82	3,768.90	-	11.74	3,768.90
Jindal Imaging Limited	(0.00)	(2.78)	(0.01)	(0.90)	-	-	(0.01)	(0.90)	(0.00)	(1.88)	(0.00)	(1.38)	-	(0.00)	(1.38)
JPFIL Private Limited	(32.24)	(1,28,790.54)	(319.36)	(22,832.88)	3.40	(14.03)	(339.14)	(22,846.91)	(25.18)	(1,05,943.64)	(100.44)	(32,031.36)	(46.11)	(100.09)	(32,126.07)
Jindal Specialty Films Limited	(0.00)	(8.53)	(0.07)	(4.88)	-	-	(0.07)	(4.88)	(0.00)	(3.65)	(0.02)	(6.06)	-	(0.02)	(6.06)
Jindal SMI Coated Products Limited (earlier known as Jindal Polypack Limited)	0.88	3,527.43	13.56	969.33	19.17	(79.17)	13.21	890.16	0.63	2,637.27	5.50	1,754.03	28.01	5.64	1,811.55
Universus Poly & Steel Limited	0.17	663.56	(1.34)	(95.65)	-	-	(1.42)	(95.65)	0.18	759.21	(0.42)	(134.26)	-	(0.42)	(134.26)
Universus Commercial Properties Limited	0.00	2.98	(0.02)	(1.18)	-	-	(0.02)	(1.18)	0.00	4.17	(0.00)	(0.83)	-	(0.00)	(0.83)
Global Nonwovens Limited	0.00	3.07	(0.01)	(0.46)	-	-	(0.01)	(0.46)	0.00	3.53	(0.00)	(0.45)	-	(0.00)	(0.45)
Foreign															
JPF Netherland B.V.	3.46	13,802.80	(39.00)	(2,788.37)	81.13	(334.99)	(46.36)	(3,123.37)	-	-	-	-	-	-	-
Non Controlling Interests in all Subsidiaries															
(c) Associate Group (Investments as per the equity method)															
Enerlite Solar Films India Private Limited	(0.02)	(62.40)	(0.87)	(62.40)	-	-	(0.93)	(62.40)	(0.86)	(275.15)	(0.86)	(275.15)	-	(0.86)	(275.15)
Jindal Display Limited (earlier known as Jindal Semiconductor Limited)	-	-	-	-	-	-	-	-	(0.00)	(1.17)	(0.00)	(1.17)	-	(0.00)	(1.17)
Net Assets (excluding Non Controlling Interest) / Profit After Tax	(20.31)	(81,139.43)	14.68	1,049.62	-	(412.89)	15.58	1,049.63	100.00	(39,103.47)	100.00	(1,15,297.80)	100.00	100.01	(1,15,297.80)
	100.00	4,25,712.49	100.00	7,149.66	100.00	(412.89)	100.00	6,736.78	100.00	4,20,750.91	100.00	31,892.58	100.00	205.40	32,907.98

**Note No. 59 : Other disclosures**

- (a) The Group is not declared wilful defaulter by any bank or financial Institution or other lender during the year.
- (b) The Group has complied with the number of layers prescribed under clause (87) of section 2 of the act read with companies (Restriction on number of layers) rule 2017.
- (c) The Group has not traded or invested in crypto currency or virtual currency during the year and in previous year.
- (d) The Group does not have any transaction, not recorded in the books of accounts that has been surrendered or disclosed as income during the year in the tax assessments under the Income Tax Act, 1961.
- (e) The Group is not a Core Investment Group (CIC) as defined in the regulations made by the Reserve Bank of India. The Group has three CICs as part of the Group.
- (f) Borrowings obtained by the group from banks and financial institutions have been applied for the purposes for which such loans were taken.
- (g) The Group has no material impact for the Non-controlling interest in subsidiaries for the current year and previous year.
- (h) **A)** The Group has not advanced or loaned or invested (either from borrowed funds or share premium or any other sources or kind of funds) to or in any other persons or entities, including foreign entities ("Intermediaries"), with the understanding, whether recorded in writing or otherwise, that the Intermediaries shall, whether, directly or indirectly lend or invest in other persons or entities identified in any manner whatsoever by or on behalf of the Group ("Ultimate Beneficiaries") or provide any guarantee, security or the like on behalf of the ultimate beneficiaries during the year and in previous year;
B) The Group has not received any funds from any person or entity, including foreign entities ("Funding Parties"), with the understanding, whether recorded in writing or otherwise, that the Group shall, whether, directly or indirectly, lend or invest in other persons or entities identified in any manner whatsoever by or on behalf of the Funding Party ("Ultimate Beneficiaries") or provide any guarantee, security or the like on behalf of the ultimate beneficiaries during the year and in previous year.

Note No. 60 : The financial assets of the holding company have been growing on account of accumulated cash flows from its businesses and on account of the slump sale of its packaging (plastic) business in the Previous year which have been invested in securities and other financial instruments generating significant income from these investments which have been included in other income.

Note No. 61 : The Indian Parliament has approved the Code on Social Security, 2020 which would impact the contributions by the Group towards Provident Fund and Gratuity. The draft rules for the Code on Social Security, 2020 have been released by the Ministry of Labour and Employment on November 13, 2020. The Group is in the process of assessing the additional impact on Provident Fund contributions and on Gratuity liability contributions and will complete their evaluation and give appropriate impact in the financial statements in the period in which the rules that are notified become effective.

Note No. 62 : The Group has used accounting software for maintaining its books of account which has a feature of recording audit trail (edit log) facility and the same has been operated throughout the year for all transactions recorded in the accounting software and the audit trail feature has not been tampered with. However, the feature of recording of audit trail (edit log) facility was not enabled at database level to log any direct data changes for the accounting software used for maintaining the books of account in accounting software.

Note No. 63 : Figures for the previous year have been regrouped /rearranged wherever required, to conform current year classifications.

The accompanying notes are an integral part of the consolidated financial statements

For and on behalf of the Board of Directors

For Singhi & Co.
Chartered Accountants
Firm Registration No : 302049E

Vijender Kumar Singhal
(Whole Time Director & CFO)
DIN - 09763670

Rathi Binod Pal
(Director)
DIN - 00092049

Bimal Kumar Sipani
Partner
M No : 088926

Ashok Yadav
(Company Secretary)
ACS -14223

Date : May 30, 2024
Place : Noida (Delhi NCR)

Date : May 30, 2024
Place : Gurugram



FORM NO. MGT-11

PROXY FORM

[Pursuant to section 105(6) of the Companies Act, 2013 and rule 19(3) of the Companies (Management and Administration) Rules, 2014]

Corporate Identity No. : L17111UP1974PLC003979
Name of the Company : JINDAL POLY FILMS LIMITED
Registered Office : 19th K.M., Hapur - Bulandshahr Road, P.O. Gulaothi, Distt. Bulandshahr- 245408, UP

Name of the member (s) _____

Registered Address: _____

E.Mail Id: _____ Folio No./Client Id: _____ DPID: _____

I/We, being the member(s) holding _____ shares of the above named Company, hereby appoint

- 1. Name: _____ Address: _____ E.mail-ID: _____ Signature: _____ or failing him/her
2. Name: _____ Address: _____ E.mail-ID: _____ Signature: _____ or failing him/her
3. Name: _____ Address: _____ E.mail-ID: _____ Signature: _____ or failing him/her

as my/our proxy to attend and vote (on poll) for me/us and on my/our behalf at the 50th Annual General Meeting of the Company, to be held on Monday, 30th September, 2024 at 01.00 p.m. at Hotel Natraj, Kala Aam, Delhi Road, Civil Lines, Bulandshahr, Uttar Pradesh 203001 and at any adjournment thereof in respect of such resolutions as are indicated below:

Table with 4 columns: S.N., Description, For, Against. Rows include Ordinary Business (Adoption of Accounts, Dividend Declaration, Reappointment) and Special Business (Appointment of Director).

Affix Revenue Stamp of Re. 1

Signature of Proxy holder(s)

Signature of the Shareholder

Signed this _____ day of _____ 2024

Notes:

- 1. This form of proxy in order to be effective should be duly completed, signed, stamped and deposited at the Registered Office of the Company, not less than 48 hours before the commencement of the Meeting.
2. As provided under regulation 44 of the SEBI (Listing Obligations and Disclosure Requirements) Regulations, 2015, shareholders may vote either for or against each resolution.

ATTENDANCE SLIP
50th Annual General Meeting

Table with 2 columns for registration details: Registered Folio No./ DP ID & Client ID, Name and address of the Member(s), No. of shares, EVENT No.

I hereby record my presence at the 50th Annual General Meeting of the Company held on Monday 30th, September 2024 at 01:00 p.m at Hotel Natraj, Kala Aam, Delhi Road, Civil Lines, Bulandshahr, Uttar Pradesh 203001.

Member's / Proxy's name in Block Letters

Member's / Proxy's Signature

Note: Members who are attending the meeting in person or by Proxy are requested to complete the Attendance Slip and hand it over at the entrance of the meeting room.

ROUTE MAP

Google Maps Vasant Kunj, New Delhi, Delhi to Hotel Natraj, Kala Drive 101 km,
Aam, Delhi Rd, Civil Lines, Bulandshahr, Uttar Pradesh 203001



Map data ©2020 10 km

via NH 334C **2 hr 7 min**
 Fastest route now due to traffic conditions **101 km**
 ▲ This route has tolls.

via Noida-Greater Noida Expy **2 hr 8 min**
 Fastest route now due to traffic conditions **87.6 km**

via NH 334C **2 hr 10 min**
 Some traffic, as usual **89.0 km**

Explore nearby Hotel Natraj

JINDAL POLY FILMS LIMITED

Registered office: 19th K.M. Hapur Bulandshahr Road, P.O. Gulaothi, Distt Bulandshahr, Uttar Pradesh -245408,

Corporate Office: Plot Number - 87, Sector 32, Institutional Area, Gurugram, Haryana – 122001.

Tel: 0124-6925100, CIN: L17111UP1974PLC003979, cs_jpoly@jindalgroup.com

Website: www.jindalpoly.com