

Ref. No. Z-IV/R-39/D-2/NSE/207 & 174

Date : 06/02/2025

<b>National Stock Exchange of India Ltd.</b> Listing Deptt., Exchange Plaza, Bandra Kurla Complex, Bandra (E), Mumbai - 400 051	<b>BSE Ltd.</b> Regd. Office: Floor - 25, Phiroze Jeejeebhoy Towers, Dalal Street, Mumbai-400 001.
NSE Symbol: UNOMINDA	BSE Scrip: 532539

**Sub: - Investor Presentation**

Dear Sirs,

Enclosed please find the Investor Presentation Q3 FY 2025.

The copy of the aforesaid Investor Presentation is also available on the website of the Company [www.unominda.com](http://www.unominda.com)

This is for your information and record please.

Thanking you,

Yours faithfully,  
For Uno Minda Limited

Tarun Kumar Srivastava  
Company Secretary & Compliance Officer

Encl: As above.



— DRIVING THE NEW —

INVESTOR PRESENTATION  
February 2025



# SAFE HARBOR

---

This presentation and the accompanying slides (the “Presentation”), has been prepared by Uno Minda Limited (the “Company”), solely for information purposes and do not constitute any offer, recommendation or invitation to purchase or subscribe for any securities, and shall not form the basis or be relied on in connection with any contract or binding commitment whatsoever. No offering of securities of the Company will be made except by means of a statutory offering document containing detailed information about the Company.

This Presentation has been prepared by the Company based on information and data which the Company considers reliable, but the Company makes no representation or warranty, express or implied, whatsoever, and no reliance shall be placed on, the truth, accuracy, completeness, fairness and reasonableness of the contents of this Presentation. This Presentation may not be all inclusive and may not contain all of the information that you may consider material. Any liability in respect of the contents of, or any omission from, this Presentation is expressly excluded.

Certain matters discussed in this Presentation may contain statements regarding the Company’s market opportunity and business prospects that are individually and collectively forward-looking statements. Such forward-looking statements are not guarantees of future performance and are subject to known and unknown risks, uncertainties and assumptions that are difficult to predict. These risks and uncertainties include, but are not limited to, the performance of the Indian economy and of the economies of various international markets, the performance of the auto ancillary industry in India and world-wide, competition, the company’s ability to successfully implement its strategy, the Company’s future levels of growth and expansion, technological implementation, changes and advancements, changes in revenue, income or cash flows, the Company’s market preferences and its exposure to market risks, as well as other risks. The Company’s actual results, levels of activity, performance or achievements could differ materially and adversely from results expressed in or implied by this Presentation. The Company assumes no obligation to update any forward-looking information contained in this Presentation. Any forward-looking statements and projections made by third parties included in this Presentation are not adopted by the Company and the Company is not responsible for such third-party statements and projections.



# CONTENT

---

<b>01.</b>	Industry Highlights	04
<b>02.</b>	Operational Highlights	05
<b>03.</b>	Financial Highlights	07
<b>04.</b>	Business Review	10
<b>05.</b>	Annexures	21
<b>06.</b>	Overview: Uno Minda Group	24

# INDUSTRY HIGHLIGHTS FOR Q3 FY25

## Auto Industry growth led by 2W

Growth in 2W market with good rural demand registering 8% YoY growth during the quarter. PV segment grows by 3% while CV decline by 2%

## e-2W Registration shows robust growth

e-2W registration for the quarter increase by 37% Y-o-Y basis and 16% Q-o-Q

## Budget boosts for the EVs

Exemption of custom duties on 35 capital goods for EV battery manufacturing  
Formation of national manufacturing mission with focus on clean tech manufacturing to improve ecosystem for EV batteries

## European Auto Industry continue to face headwinds

The European auto industry continues to face headwinds with cheaper imports, high production cost in region, slow transition to EVs etc.



# KEY OPERATIONAL HIGHLIGHTS FOR Q3 FY25

## 4W Lighting plant at Khed commissioned

Commercial production at technically advanced manufacturing facility at Khed city for 4 W Lighting commissioned in Q3

## Expansion of Casting facility

Board approved Capex for expansion of Casting facility at Hosur from 11k MT p.a. to 15k MT p.a.

## Minda Kosei, Kosei Minda & Kosei Minda Mould merger approved

NCLT approves merger of Minda Kosei, Kosei Minda & Kosei Minda Mould into UML.





# Auto Expo Components Show 2025





# FINANCIAL INFORMATION & RECENT UPDATES



# KEY FINANCIAL HIGHLIGHTS FOR THE QUARTER

**Group Revenues (Including JVs and Associates) (Unaudited)** higher by 14% Y-o-Y

**Rs 5,056 Cr**  
for the quarter



**Consolidated Revenues increased by 19% Y-o-Y to**

**Rs 4,184 Cr**  
for the quarter



**EBITDA higher by 20% Y-o-Y to**

**Rs 457 Cr**  
for the quarter



**EBITDA margin at 10.92%**  
for the quarter



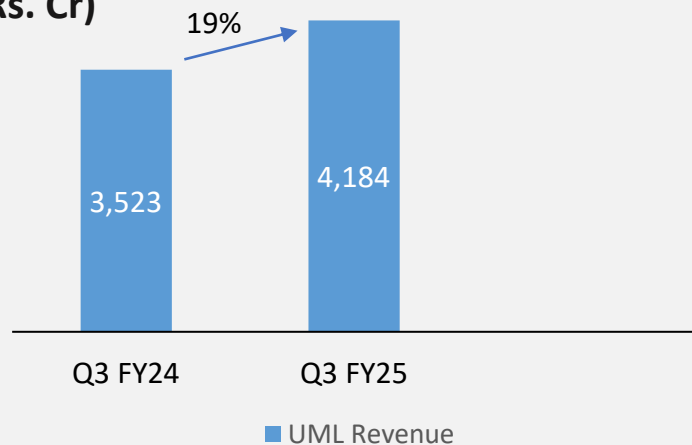
**PAT (UML share) increased by 21% on Y-o-Y to**

**Rs 233 Cr**  
for the quarter

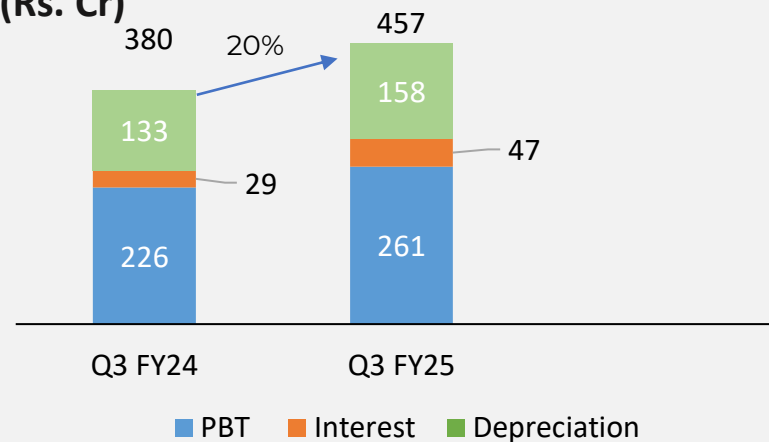


# CONSOLIDATED FINANCIAL HIGHLIGHTS – Q3 FY25

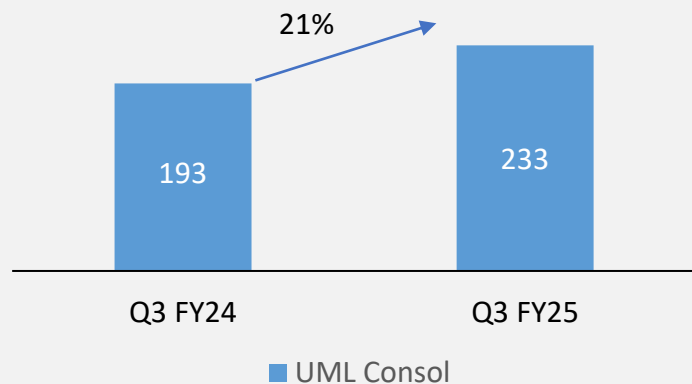
Revenue (Rs. Cr)



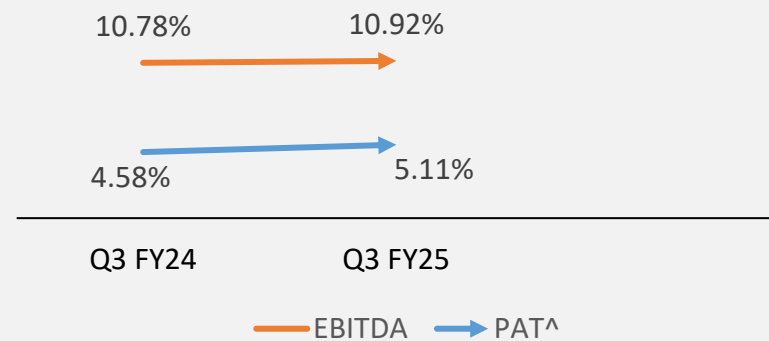
EBITDA (Rs. Cr)



PAT\* (Rs. Cr)



Margin (%)

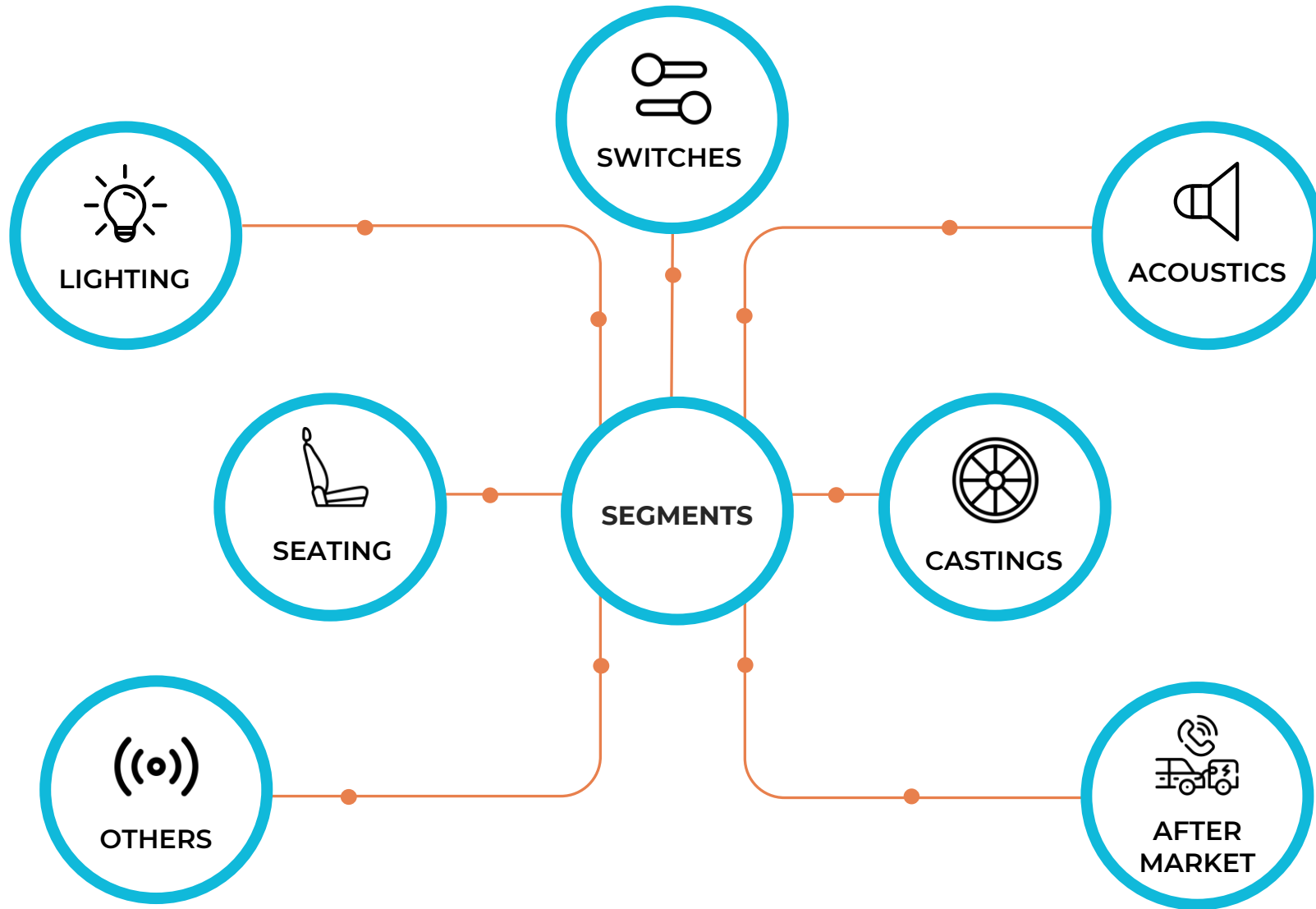


\*PAT UML Share

| ^PAT before profit share of JVs/ & Associates

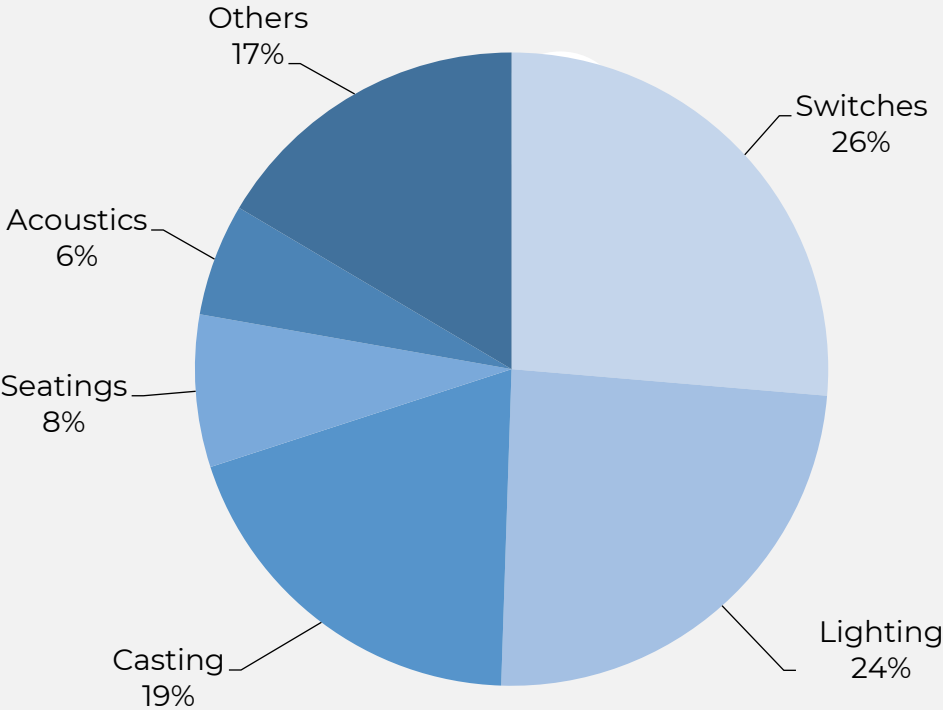


# BUSINESS REVIEW

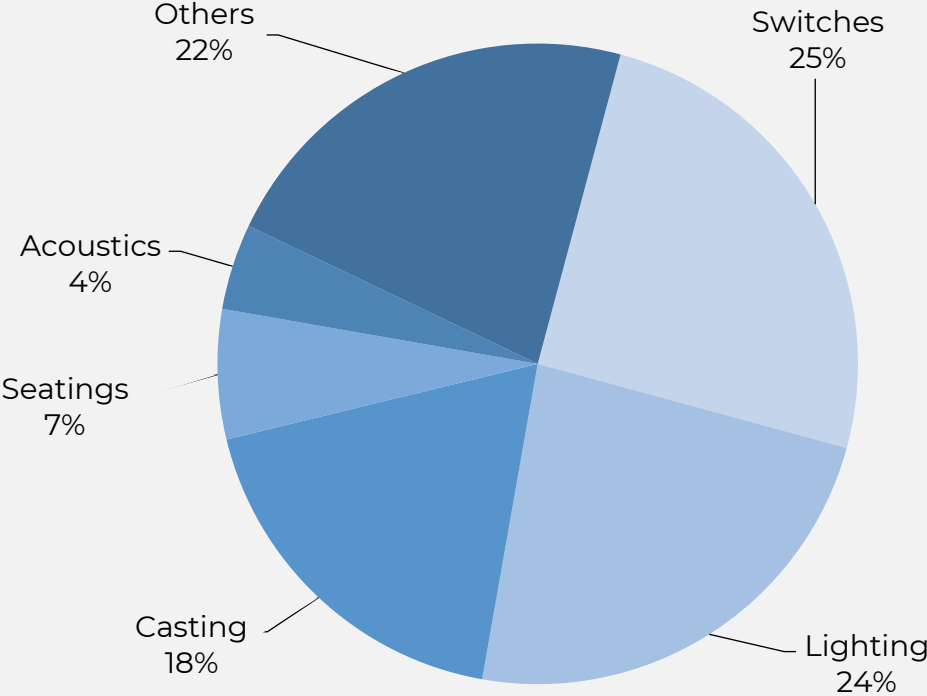


# DIVISION-WISE REVENUE MIX

Q3 FY24 (%)


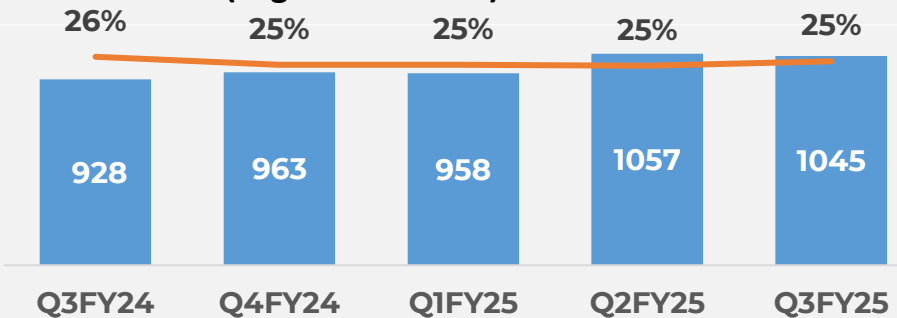

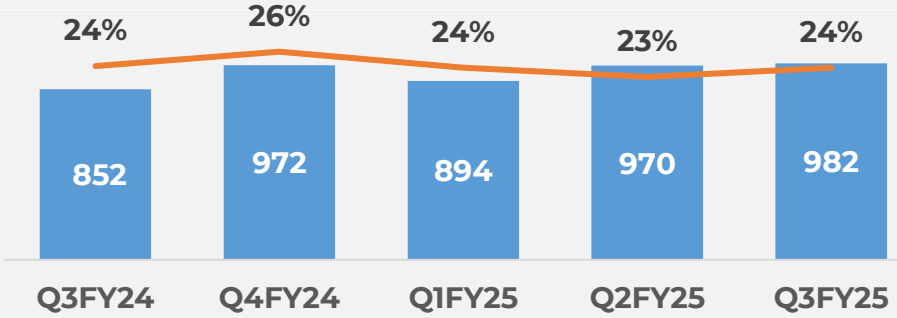

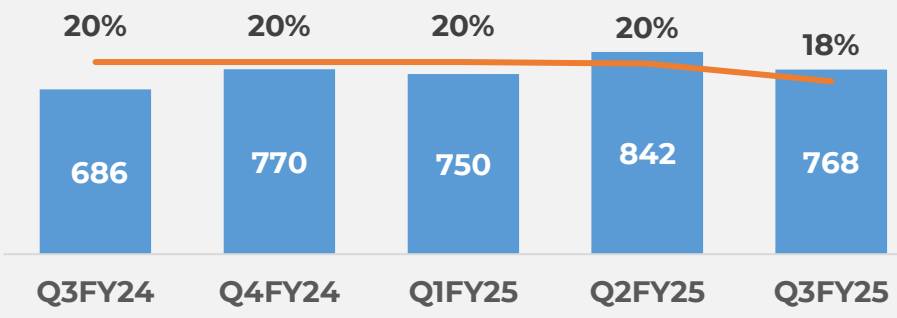


Q3 FY25 (%)




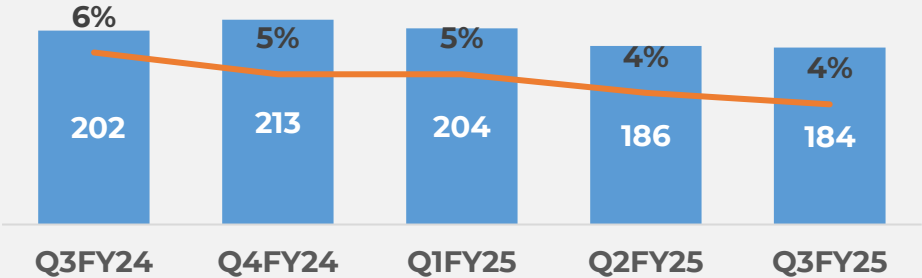

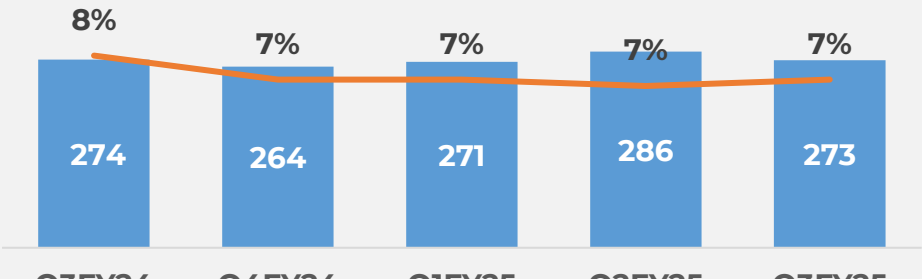

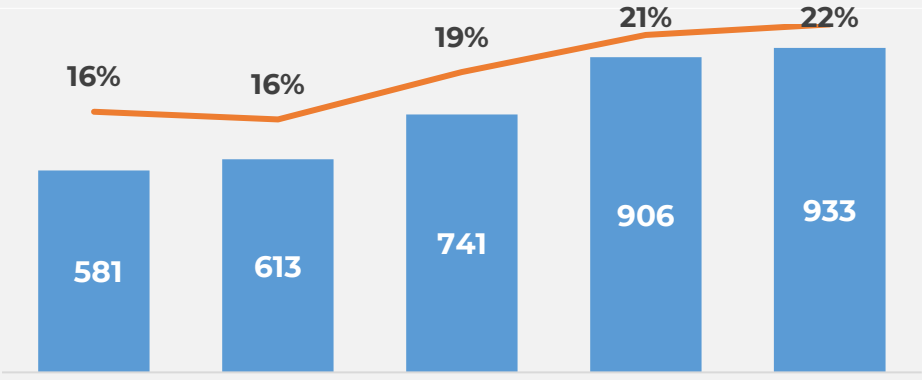


# BUSINESS REVIEW

Product Segment	Revenue Growth ( Figures in Rs. Cr)	Key updates																		
 Switches	 <table border="1"> <thead> <tr> <th>Quarter</th> <th>Revenue (Rs. Cr)</th> <th>Revenue Share (%)</th> </tr> </thead> <tbody> <tr> <td>Q3FY24</td> <td>928</td> <td>26%</td> </tr> <tr> <td>Q4FY24</td> <td>963</td> <td>25%</td> </tr> <tr> <td>Q1FY25</td> <td>958</td> <td>25%</td> </tr> <tr> <td>Q2FY25</td> <td>1057</td> <td>25%</td> </tr> <tr> <td>Q3FY25</td> <td>1045</td> <td>25%</td> </tr> </tbody> </table>	Quarter	Revenue (Rs. Cr)	Revenue Share (%)	Q3FY24	928	26%	Q4FY24	963	25%	Q1FY25	958	25%	Q2FY25	1057	25%	Q3FY25	1045	25%	<ul style="list-style-type: none"> <li>Commenced manufacturing of components at new greenfield plant at Farrukhnagar. Existing Manesar plant to be shifted by Q3 FY27</li> </ul>
Quarter	Revenue (Rs. Cr)	Revenue Share (%)																		
Q3FY24	928	26%																		
Q4FY24	963	25%																		
Q1FY25	958	25%																		
Q2FY25	1057	25%																		
Q3FY25	1045	25%																		
 Lighting	 <table border="1"> <thead> <tr> <th>Quarter</th> <th>Revenue (Rs. Cr)</th> <th>Revenue Share (%)</th> </tr> </thead> <tbody> <tr> <td>Q3FY24</td> <td>852</td> <td>24%</td> </tr> <tr> <td>Q4FY24</td> <td>972</td> <td>26%</td> </tr> <tr> <td>Q1FY25</td> <td>894</td> <td>24%</td> </tr> <tr> <td>Q2FY25</td> <td>970</td> <td>23%</td> </tr> <tr> <td>Q3FY25</td> <td>982</td> <td>24%</td> </tr> </tbody> </table>	Quarter	Revenue (Rs. Cr)	Revenue Share (%)	Q3FY24	852	24%	Q4FY24	972	26%	Q1FY25	894	24%	Q2FY25	970	23%	Q3FY25	982	24%	<ul style="list-style-type: none"> <li>Greenfield 4W lighting plant project at Khed City Pune commenced commercial production in Q3 FY25</li> </ul>
Quarter	Revenue (Rs. Cr)	Revenue Share (%)																		
Q3FY24	852	24%																		
Q4FY24	972	26%																		
Q1FY25	894	24%																		
Q2FY25	970	23%																		
Q3FY25	982	24%																		
 Castings	 <table border="1"> <thead> <tr> <th>Quarter</th> <th>Revenue (Rs. Cr)</th> <th>Revenue Share (%)</th> </tr> </thead> <tbody> <tr> <td>Q3FY24</td> <td>686</td> <td>20%</td> </tr> <tr> <td>Q4FY24</td> <td>770</td> <td>20%</td> </tr> <tr> <td>Q1FY25</td> <td>750</td> <td>20%</td> </tr> <tr> <td>Q2FY25</td> <td>842</td> <td>20%</td> </tr> <tr> <td>Q3FY25</td> <td>768</td> <td>18%</td> </tr> </tbody> </table>	Quarter	Revenue (Rs. Cr)	Revenue Share (%)	Q3FY24	686	20%	Q4FY24	770	20%	Q1FY25	750	20%	Q2FY25	842	20%	Q3FY25	768	18%	<ul style="list-style-type: none"> <li>AW2W: Capacity Enhanced from 4 MPA to 6 MPA. Ramp up of operation in progress.</li> <li>AW4W 30K capacity to commission in Q4FY25</li> </ul>
Quarter	Revenue (Rs. Cr)	Revenue Share (%)																		
Q3FY24	686	20%																		
Q4FY24	770	20%																		
Q1FY25	750	20%																		
Q2FY25	842	20%																		
Q3FY25	768	18%																		

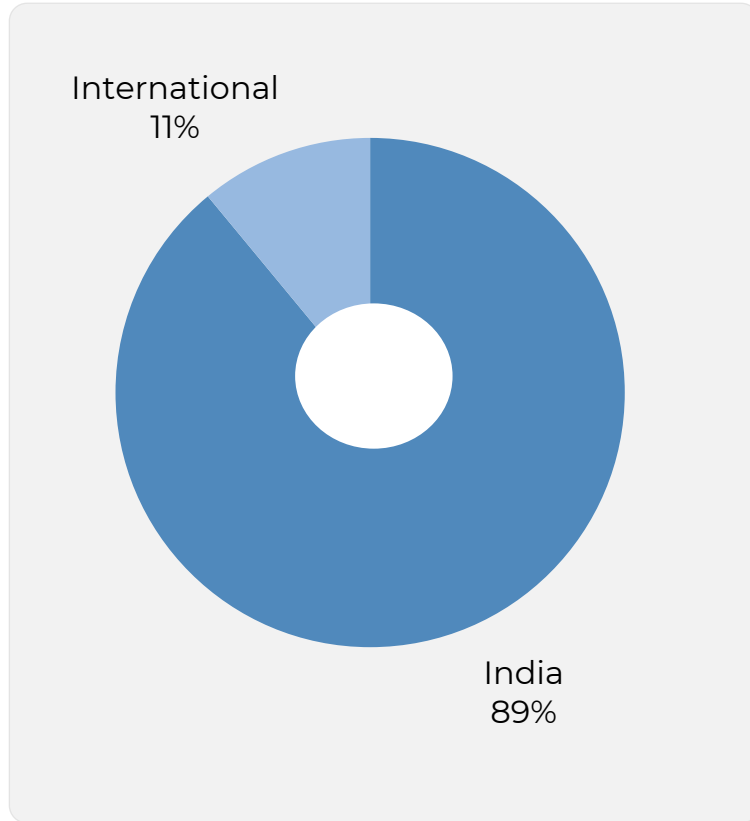
■ Revenue    — Revenue Share

# BUSINESS REVIEW

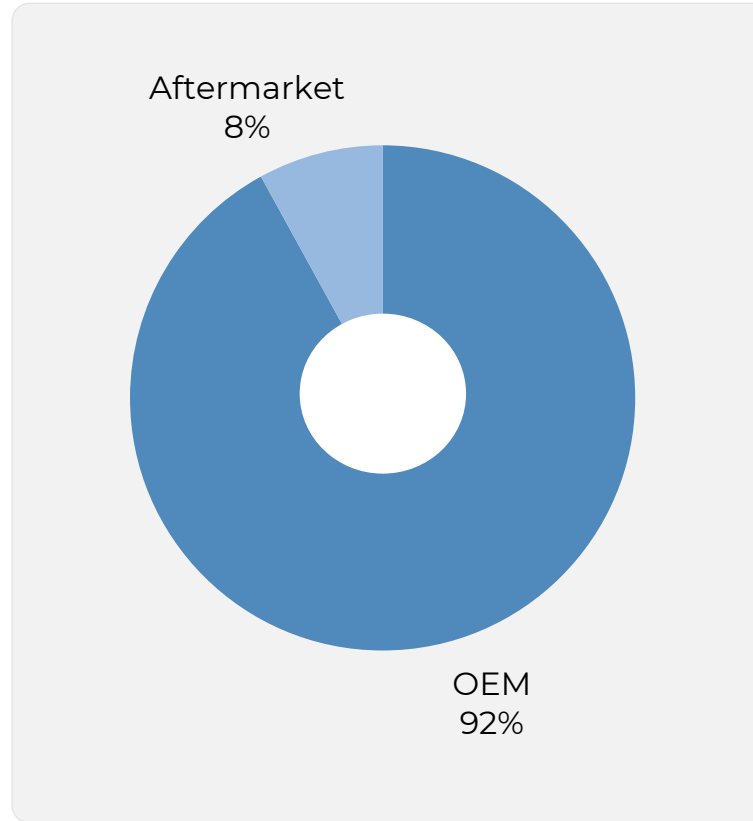
Product Segment	Revenue Growth ( Figures in Rs. Cr)	Key updates																		
 Acoustic	 <table border="1"> <thead> <tr> <th>Quarter</th> <th>Revenue (Rs. Cr)</th> <th>Revenue Share (%)</th> </tr> </thead> <tbody> <tr> <td>Q3FY24</td> <td>202</td> <td>6%</td> </tr> <tr> <td>Q4FY24</td> <td>213</td> <td>5%</td> </tr> <tr> <td>Q1FY25</td> <td>204</td> <td>5%</td> </tr> <tr> <td>Q2FY25</td> <td>186</td> <td>4%</td> </tr> <tr> <td>Q3FY25</td> <td>184</td> <td>4%</td> </tr> </tbody> </table>	Quarter	Revenue (Rs. Cr)	Revenue Share (%)	Q3FY24	202	6%	Q4FY24	213	5%	Q1FY25	204	5%	Q2FY25	186	4%	Q3FY25	184	4%	<ul style="list-style-type: none"> <li>Headwinds in European Auto market adversely impacting our European subsidiary Clarton Horn operations</li> </ul>
Quarter	Revenue (Rs. Cr)	Revenue Share (%)																		
Q3FY24	202	6%																		
Q4FY24	213	5%																		
Q1FY25	204	5%																		
Q2FY25	186	4%																		
Q3FY25	184	4%																		
 Seating	 <table border="1"> <thead> <tr> <th>Quarter</th> <th>Revenue (Rs. Cr)</th> <th>Revenue Share (%)</th> </tr> </thead> <tbody> <tr> <td>Q3FY24</td> <td>274</td> <td>8%</td> </tr> <tr> <td>Q4FY24</td> <td>264</td> <td>7%</td> </tr> <tr> <td>Q1FY25</td> <td>271</td> <td>7%</td> </tr> <tr> <td>Q2FY25</td> <td>286</td> <td>7%</td> </tr> <tr> <td>Q3FY25</td> <td>273</td> <td>7%</td> </tr> </tbody> </table>	Quarter	Revenue (Rs. Cr)	Revenue Share (%)	Q3FY24	274	8%	Q4FY24	264	7%	Q1FY25	271	7%	Q2FY25	286	7%	Q3FY25	273	7%	<ul style="list-style-type: none"> <li>European Agricultural Vehicles business remains challenging, resulting in subdued export growth</li> <li>Commenced supplies of pneumatic seats in domestic market</li> <li>Large export order from new American commercial vehicle/Off Road OEM</li> </ul>
Quarter	Revenue (Rs. Cr)	Revenue Share (%)																		
Q3FY24	274	8%																		
Q4FY24	264	7%																		
Q1FY25	271	7%																		
Q2FY25	286	7%																		
Q3FY25	273	7%																		
 Others	 <table border="1"> <thead> <tr> <th>Quarter</th> <th>Revenue (Rs. Cr)</th> <th>Revenue Share (%)</th> </tr> </thead> <tbody> <tr> <td>Q3FY24</td> <td>581</td> <td>16%</td> </tr> <tr> <td>Q4FY24</td> <td>613</td> <td>16%</td> </tr> <tr> <td>Q1FY25</td> <td>741</td> <td>19%</td> </tr> <tr> <td>Q2FY25</td> <td>906</td> <td>21%</td> </tr> <tr> <td>Q3FY25</td> <td>933</td> <td>22%</td> </tr> </tbody> </table>	Quarter	Revenue (Rs. Cr)	Revenue Share (%)	Q3FY24	581	16%	Q4FY24	613	16%	Q1FY25	741	19%	Q2FY25	906	21%	Q3FY25	933	22%	<ul style="list-style-type: none"> <li>Order for 3.3Kw EVSE for e-4W</li> </ul>
Quarter	Revenue (Rs. Cr)	Revenue Share (%)																		
Q3FY24	581	16%																		
Q4FY24	613	16%																		
Q1FY25	741	19%																		
Q2FY25	906	21%																		
Q3FY25	933	22%																		



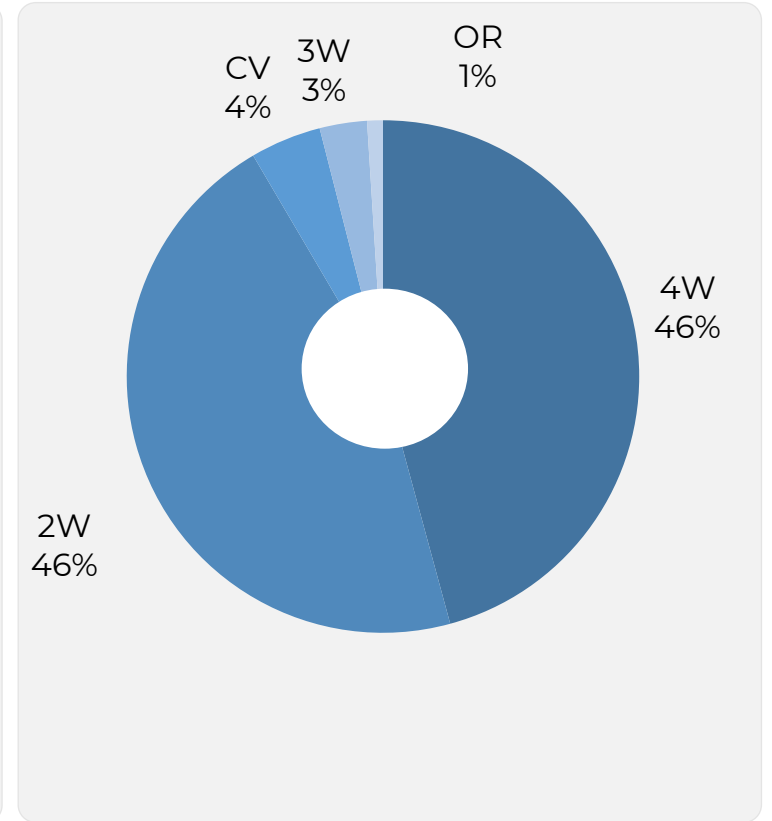
# REVENUE BREAKUPS Q3 FY25



Geography-wise Breakup



Channel-wise Breakup



Segment-wise Breakup

# AFTERMARKET- EXPANDING B2C BUSINESS

## Key Highlights

- Revenue of Rs. 319 Cr during the quarter
- Leadership position in major products categories
- Strong brand recall with loyal customer base
- Continuous expansion of existing Product portfolio & addition of new product lines- Alloys, Infotainment, Seating, Air Braking etc.

**6,500+ SKUs**

Switches, Horns, Lightings, Batteries, Filter, Indicator, Bulbs, RVMs, Braking, Shocks & struts and Accessories

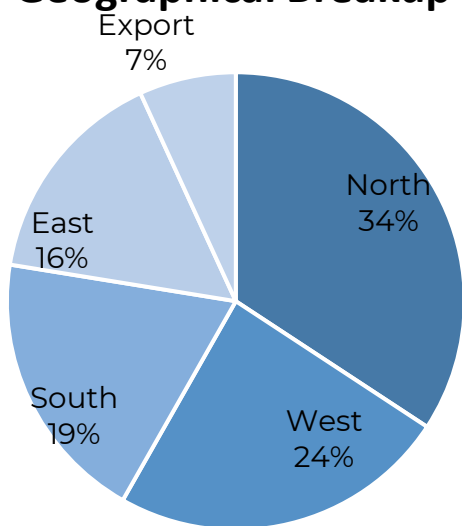
**150,000+**

Workshops

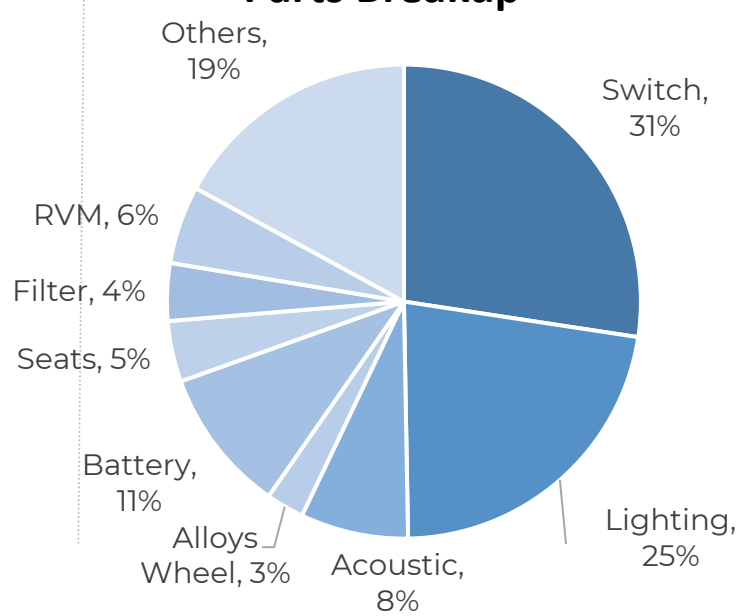
**6 Export Regions**

Exporting to SAARC, ASEAN, EU, LATAM, MENA & Africa

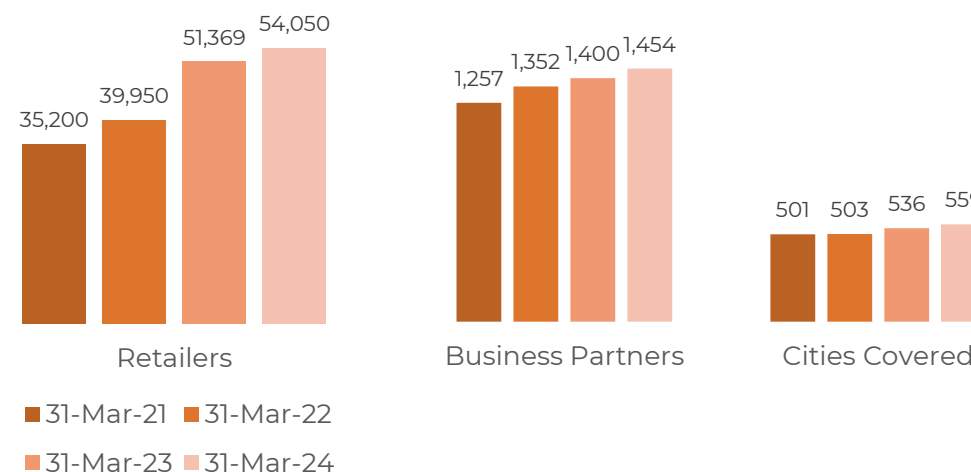
## Geographical Breakup



## Parts Breakup

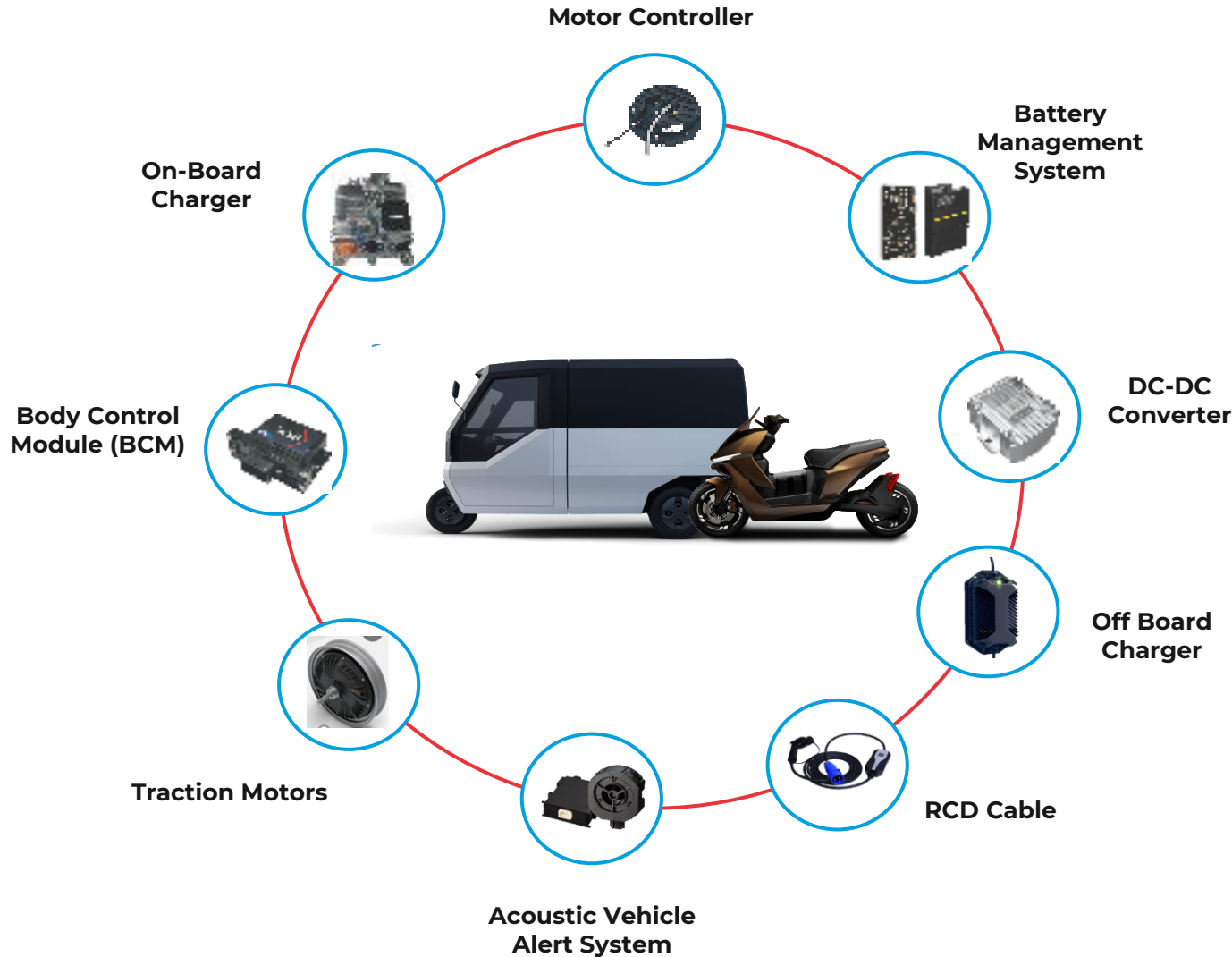


## Expanding Network

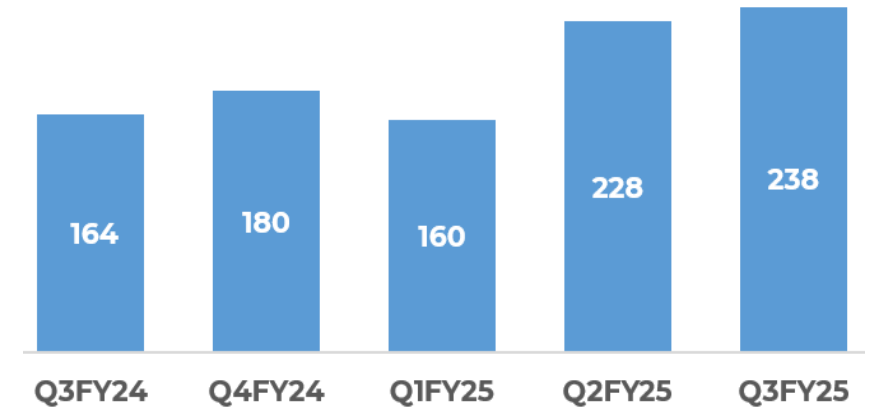


# UNO MINDA's EV PRODUCT PORTFOLIO (2W & 3W)

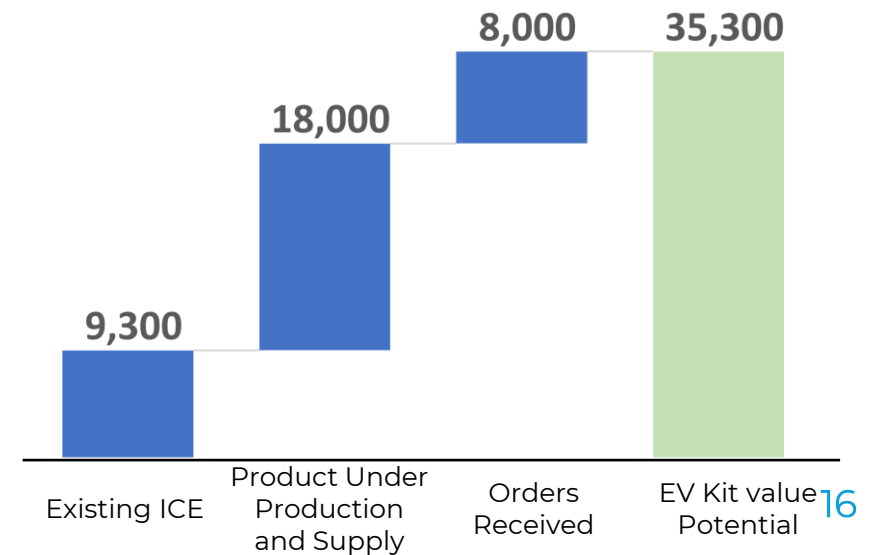
## Low Voltage EV Products (48V to 96V)



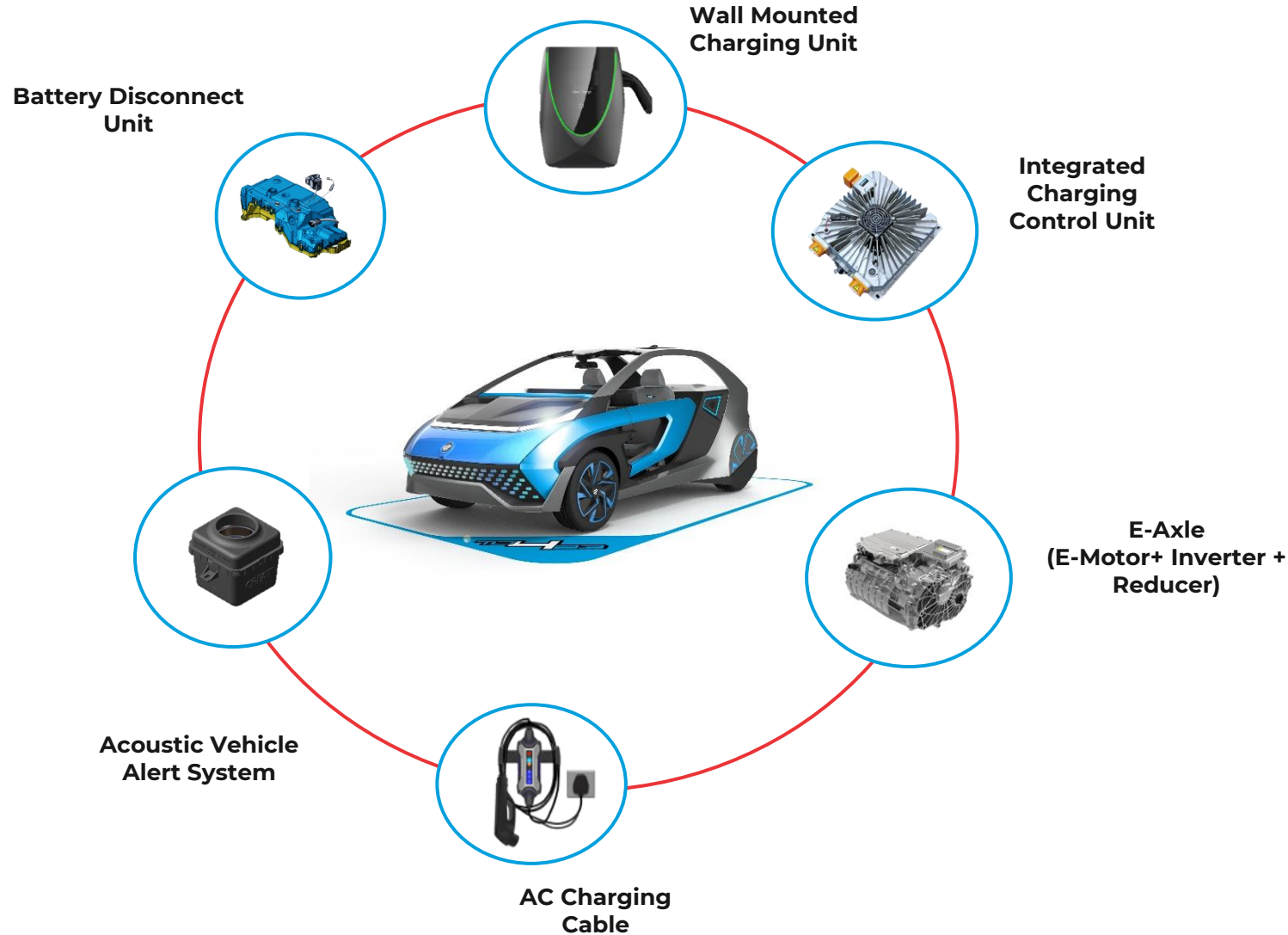
## Sales to 2W Electric Vehicles Rs Crores



## Potential Kit Value (EV 2W) (in INR)



# EV Strategy for Four Wheeler



## Under Production/Orders Won

- 1 Battery Disconnect Unit
- 2 AC Charging Cable
- 3 Integrated Charging Control Unit (OBC + DC DC + PDU) ( Low Voltage)
- 4 EVSE-Wall Mount Charging Unit

## Under Self Development/TLA Done

- 5 Acoustic Vehicle Alert System
- 6 Integrated Charging Control Unit (OBC + DC DC + PDU) (High Voltage)
- 7 Electric Drive Unit (EDU)/e-Axle (E-Motor+ Inverter+ Reducer)



# Project Expansion Update

Sr	Product Line	Entity	Total Cost (In Rs Crs)	Location	Capacity	Expected SOP	Update
1	4W Alloy Wheels	Uno Minda Ltd	542	Kharkhoda	120k Wheel p.m.	Q2 FY26 Phase 1	Project under implementation To be spend over 5 years
2	4W Alloy Wheels	Minda Kosei Aluminum (Now UML)	190	Bawal	60k Wheels p.m.	Q4 FY25 Phase 1	Land Acquired. 30K to start in Q4 FY25
3	2W Alloy Wheels	Uno Minda Ltd	300	Supa	2 Mn wheel pa	Q1 FY26	Project under implementation
4	4W Lighting	Uno Minda Ltd	400 (Phase I – 230 Cr)	Pune	New Lighting Facility	Q3 FY25 Phase 1	Phase 1 Commenced. To be spend over 5 yrs
5	4W Lighting	PTMA	210	Indonesia	Expansion cum Shifting	Q4 FY26 Phase 1	Project under implementation
6	4W Switches	Uno Mindarika	110	Farrukhnagar	New Switch Facility	Q3 FY25	Component manufacturing commenced
7	4W Switches	Uno Mindarika	120	Farrukhnagar	Shifting Cum Expansion	Q3 FY27	Project under implementation
8	EV Specific	Uno Minda Buehler Motor	110	Bawal	Traction Motor Production Facility	Q4 FY 24	Phase 1 Commenced To be spend over 5 years
9	EV Specific	UnoMinda EV Systems	390	Farrukhnagar	New facility for EV specific products	Q2 FY24 Phase I	Phase 1 Commenced To be spend over 6 years
10	Sunroof	Uno Minda Ltd	63	Bawal	New Facility	Q4 FY27	Project under implementation

# Project Expansion Update

Sr	Product Line	Entity	Total Cost (In Crs)	Location	Capacity	Expected SOP	Update
11	Airbags	TG Minda (JV)	283	Harohalli	Greenfield	Q1 FY27	Project Announced
12	Casting	Uno Minda Ltd	72	Hosur	Expansion	Q4 FY 26	Project Announced
<b>Total</b>			<b>2,790</b>				

# Corporate Social Responsibility Initiatives



Blood Donation Camp in Collaboration with Red Cross Society



HP-CLAP (Continued Learning Access Program) in collaboration with Uno Minda



**15th India CSR Award, 2025**  
in the "Large Impact" category for our flagship initiative, "Samarth-Jyoti".



Eye checkup camp at Samarth Jyoti center, Pune



Supported Self Help Group  
Making bags from seating waste



# ANNEXURES





# CONSOLIDATED PROFIT & LOSS STATEMENT

Particulars (Rs. Cr)	Q3 FY 25	Q2 FY 25	QoQ%	Q3 FY 24	YoY%	9M FY 25	9M FY 24	YoY%
<b>Revenue from Operations</b>	<b>4,184</b>	<b>4,245</b>	<b>-1%</b>	<b>3,523</b>	<b>19%</b>	<b>12,246</b>	<b>10,237</b>	<b>20%</b>
Raw Material	2,740	2,754		2,291		7,954	6,654	
Employee Cost	534	528		454		1,578	1,327	
Other Expenses	453	481		398		1,367	1,145	
<b>EBITDA</b>	<b>457</b>	<b>482</b>	<b>-5%</b>	<b>380</b>	<b>20%</b>	<b>1,347</b>	<b>1,111</b>	<b>21%</b>
<b>EBITDA Margin</b>	<b>10.92%</b>	<b>11.4%</b>	<b>-44 bps</b>	<b>10.78%</b>	<b>15 bps</b>	<b>11.00%</b>	<b>10.86%</b>	<b>14 bps</b>
Other Income	8	2		8		22	25	
Depreciation	158	151		133		450	377	
<b>EBIT</b>	<b>308</b>	<b>334</b>	<b>-8%</b>	<b>255</b>	<b>21%</b>	<b>919</b>	<b>759</b>	<b>21%</b>
<b>EBIT Margin</b>	<b>7.4%</b>	<b>7.9%</b>	<b>-50 bps</b>	<b>7.2%</b>	<b>12 bps</b>	<b>7.5%</b>	<b>7.4%</b>	<b>9 bps</b>
Finance Cost	47	46		29		130	81	
<b>PBT before Share of Profit of associates/ JVs</b>	<b>261</b>	<b>288</b>	<b>-9%</b>	<b>226</b>	<b>15%</b>	<b>789</b>	<b>678</b>	<b>16%</b>
<b>PBT Margin %</b>	<b>6.2%</b>	<b>6.8%</b>	<b>-55 bps</b>	<b>6.4%</b>	<b>-20 bps</b>	<b>6.4%</b>	<b>6.6%</b>	<b>-18 bps</b>
Tax	47	78		65		192	182	
<b>PAT before Share of Profit of associates/ JVs</b>	<b>214</b>	<b>218</b>	<b>-2%</b>	<b>161</b>	<b>33%</b>	<b>606</b>	<b>496</b>	<b>22%</b>
<b>PAT Margin %</b>	<b>5.11%</b>	<b>5.1%</b>	<b>-2 bps</b>	<b>4.58%</b>	<b>53 bps</b>	<b>4.95%</b>	<b>4.84%</b>	<b>10 bps</b>
Share of Profit of associates/ JVs	40	48		44		126	127	
<b>PAT after share of Profit of associates/ JVs</b>	<b>254</b>	<b>266</b>	<b>-4%</b>	<b>205</b>	<b>24%</b>	<b>731</b>	<b>623</b>	<b>17%</b>
<b>PAT attributable to:</b>								
- Owners of UML	<b>233</b>	<b>245</b>	<b>-5%</b>	<b>193</b>	<b>21%</b>	<b>677</b>	<b>588</b>	<b>15%</b>
- Non Controlling Interests	22	21		12		55	35	
Other Comprehensive Income	-21	-9		-13		-41	-61	
<b>Total Comprehensive Income for UML</b>	<b>212</b>	<b>236</b>	<b>-10%</b>	<b>180</b>	<b>18%</b>	<b>636</b>	<b>527</b>	<b>21%</b>
<b>TCI Margin %</b>	<b>5.1%</b>	<b>5.6%</b>	<b>-50 bps</b>	<b>5.1%</b>	<b>-3 bps</b>	<b>5.2%</b>	<b>5.2%</b>	<b>4 bps</b>
Total Comprehensive Income for Non Controlling Interests	22	21		12		54	34	
<b>PAT (UML share excluding exceptional income)</b>	<b>233</b>	<b>239</b>	<b>-3%</b>	<b>193</b>	<b>21%</b>	<b>670</b>	<b>588</b>	<b>14%</b>
EPS (Diluted)	4.04	4.25		3.35		11.75	10.26	

# Financial Summary ( Last 5 Years)

Particulars	Unit	FY24	FY23	FY22	FY21	FY20
Consolidated Revenue	INR Cr	14,031	11,236	8,313	6,374	6,222
EBITDA	INR Cr	1,585	1,242	885	725	672
EBITDA Margin	%	11.3	11.1	10.6	11.4	10.8
PAT (UML Share)	INR Cr	880	654	356	207	155
Net UML profit margin	%	6.3	5.8	4.3	3.2	2.5
Net Worth	INR Cr	5,265	4,434	3,765	2,563	2,144
EPS	INR	15.3	11.4	6.3	3.7	2.8
Dividend Payout ratio	%	13.0	13.1	12.0	11.2	8.1
ROCE	%	19.8	19.2	15.8	13.1	13.1
ROE	%	19.35	17.2	12.5	10.0	8.7
Net Debt to Equity	x	0.25	0.24	0.15	0.31	0.40
Current Ratio	x	1.2	1.2	1.3	1.0	0.9
Debt Service Coverage Ratio	x	4.30	3.97	2.22	2.35	3.01
Fixed Assets Turnover Ratio	x	4.3	4.1	3.3	2.6	3.0

# ABOUT UNO MINDA



# ABOUT UNO MINDA

## UNO MINDA

A Leading Auto Component & Systems Player,  
Since 1958

₹ **169B** (\$ 2.03 B)\*

\*Group Turnover (FY23-24)

**TOP 200**

BSE/NSE listed companies

**74**

Plants Globally

**25+**

JV / TLA

**32,000+**

Employees

**26**

Product Lines

## VISION

To be a **Sustainable Global** organization that **enhances** value for all its **Stakeholders**, attains **Technology Leadership** and cares for its people like a **Family**.

## VALUES



Customer is Supreme



Live Quality



Respect for Individual



Respect for  
Work-place Ethics



Encourage Creativity and Innovation to drive people, process & products



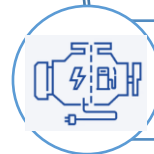
Uno Minda Limited is one of the leading manufacturers of auto components and systems with leadership across key product segments.



The company has a well diversified product portfolio with marquee clientele, both globally and domestically



Diversified across product divisions (Acoustics, Switches, Castings, Lighting and others), segments (4Ws & 2Ws) and geographies (International & Domestic) and channels (replacement & OEM)



Product portfolio is well insulated from any foreseeable market disruptions, with an ICE-EV agnostic product portfolio and constantly increasing kit value, leading to higher wallet share with OEMs



The company has been steadily growing its global presence through sustained capacity additions and channel expansions



Strong R&D focus and infrastructure helps in in-house product development and localization of products



Track record of robust financial performance and delivering strong shareholder returns, supported by reputed promoters with rich experience and backed by professional management team



# Domains & Product Groups



**Electronics & Control Systems**

- Switches 4W, 2W, 3W, CV & Off road
- Electric Vehicle Products
- PV EV Products
- Gear Shifters & Seat Belts
- Infotainment Systems
- ADAS Products
- Controllers
- Sensors & Actuators
- Air Filters
- Alloy Wheels 4W, 2W
- General Castings

**Lighting and Acoustics**


- Lamps 4W & CV
- Lamps 2W, OR
- Speakers
- LPG CNG Kits
- Horns
- Hoses
- Sunroof
- Blow Molded Parts
- Air Bags, Interior Exterior Plastics
- Seats 2Wheeler, Seats OR, PV & CV
- Traction Motors 2W/ 3W
- Airbrakes CV

**ADAS, Controllers & Sensors**

**Light Metals and Power Train Systems**







**Safety and Comfort systems**

# Engine agnostic portfolio with potential upside from EV transition

Domains	Product Lines	ICE	Alternate Fuel Systems	Hybrid	BEV
<b>Electronic &amp; Control Systems</b>	<i>4W Switches &amp; HVAC</i>	 <p><b>More than 95% of our product portfolios are powertrain agnostic</b></p>			
	<i>Sensors</i>				
	<i>Controllers</i>				
	<i>Seat Belts</i>				
	<i>Shifters</i>				
	<i>Infotainment Systems</i>				
	<i>Cameras</i>				
	<i>Telematics &amp; TCU</i>				
<i>RPAS &amp; ADAS</i>					
<b>Safety &amp; Comfort Systems</b>	<i>Steering Wheel with Airbags</i>				
	<i>Body Sealing</i>				
	<i>EA Pad</i>				
	<i>Air Ducts &amp; Washer Bottle</i>				
	<i>Spoiler</i>				
	<i>Seats</i>				
<b>Lighting &amp; Acoustics</b>	<i>Brake Hoses</i>				
	<i>Horns</i>				
	<i>Lamps</i>				
<b>Light Metal &amp; Power Train</b>	<i>Speakers</i>				
	<i>Alloy Wheels</i>				
<b>Battery</b>	<i>Casting</i>				
	<i>Lead Acid Battery</i>				

# UML's Powertrain Focused Portfolio



Domains	Product Lines	 ICE	 H2 ICE	 CNG	 PHEV	 HEV	 BEV
<b>Electronic &amp; Control Systems</b>	<i>Portable Charging Unit</i>				●		●
	<i>Wall Mount Charger (EVSE)</i>				●		●
<b>Safety &amp; Comfort Systems</b>	<i>Fuel Hoses/Fuel cap</i>	●		●	●	●	
<b>Lighting &amp; Acoustics</b>	<i>Alternate Fuel Systems</i>		●	●			
<b>Light Metal &amp; Power Train</b>	<i>Air Filtration Systems</i>	●	●	●	●	●	
	<i>Canisters</i>	●		●	●	●	
<b>4W EV*</b>	<i>Combined Charging Unit (CCU)</i>				●		●
	<i>E-Motor/Generator</i>				●	●	●
	<i>E-Axle (EDU)</i>				●	●	●
	<i>Inverter</i>				●	●	●
	<i>Multi function Controllers</i>						●

\* Upcoming portfolio

# GLOBAL PRESENCE



## Strategic Manufacturing Location

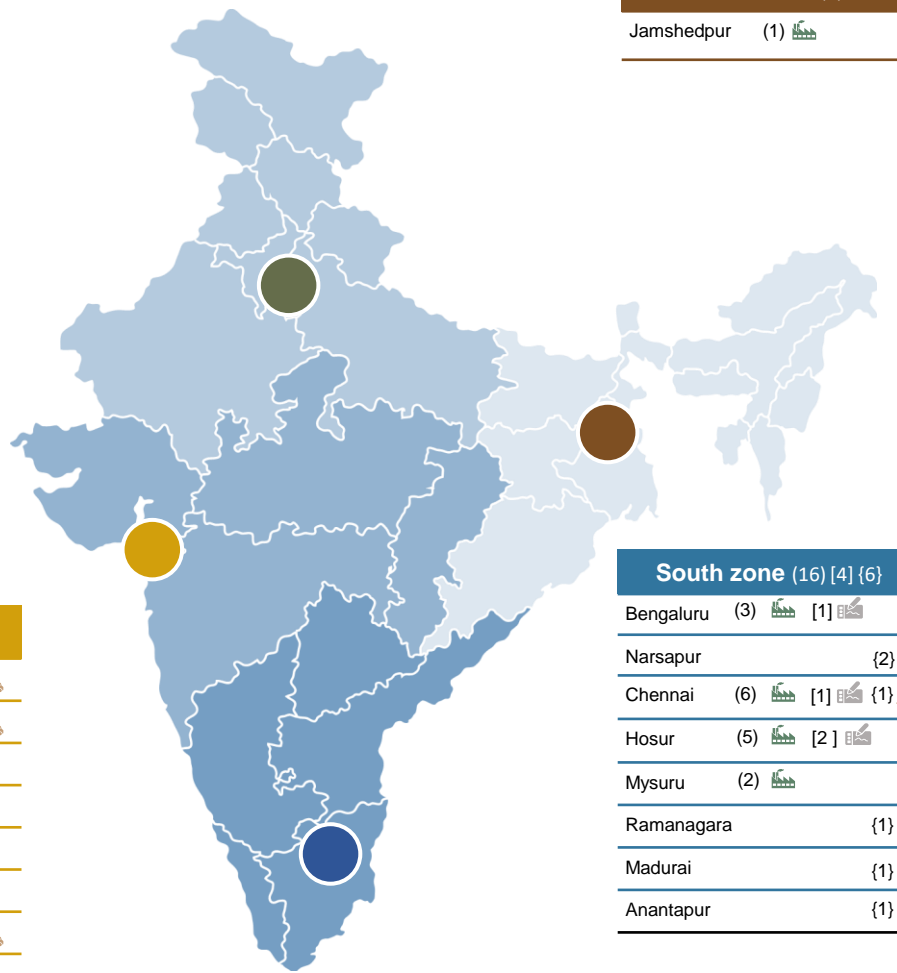
<b>68</b> Plants	<b>29</b> Engg. Centers	<b>HO</b> <b>Head Office</b>	<b>RO</b> <b>Reg. Office</b>	<b>14</b> Warehouses
---------------------	----------------------------	------------------------------	------------------------------	-------------------------

### North zone. (31) [17] {1}

Manesar (8)  [6] <b>HO</b>
Bawal (10)  [5]
Neemrana (1)
Bhiwadi (1)
Delhi <b>RO</b> {1}
Bahadurgarh (2)  [1]
Sonipat (1)
Pantnagar (3)  [1]
Haridwar (1)
Farukhnagar (2)  [1]
Gurugram [3]
Baddi (1)
G. Noida (1)

### East zone (1)

Jamshedpur (1)
----------------



### South zone (16) [4] {6}

Bengaluru (3)  [1]
Narsapur [2]
Chennai (6)  [1]  {1}
Hosur (5)  [2]
Mysuru (2)
Ramanagara {1}
Madurai {1}
Anantapur {1}

### West zone (20) [8] {7}

Gujarat (8)  {4}
Pune/Chakan (7)  [8]  {2}
Waluj (1)
Pithampur (1)
Ranjangaon (1)
Supa (1)
Nasik {1}
Khed (1)

## Growing International Presence

<b>6</b> Plants	<b>7</b> Sales Office	<b>8</b> Engg. Centers	<b>1</b> Warehouse
--------------------	--------------------------	---------------------------	-----------------------



### North & South America (2)

Mexico (Queretaro) (1)
Colombia (Manizales) (1)

### Europe (2) [7] {1}

France (Epernon)
Spain (La Carolina, Bilbao) (1)  [1]
Germany (Reutlingen, Munich) (1)  [6]  {1}

### Asia (w/o India) (2) [1]

Indonesia (Karawang) (1)
Taiwan (Tainan)  (1)
Thailand (Bangkok)
Vietnam (Vin Phuc) (1)
Japan (Nagoya)
South Korea (Pyeongtaek)

# TOP MANAGEMENT TEAM



**Mr. Nirmal K Minda**  
Chairman & Managing Director



**Mr. Ravi Mehra**  
Deputy Managing Director  
& Head Group Corporate



**Mr. Amit Jain**  
Group Chief Technical  
Officer



**Mr. A.G. Giridharan**  
CEO- Safety & Comfort  
Systems Domain



**Mr. Kundan K Jha**  
CEO, Light Metal &  
Powertrain Systems  
Domain



**Mr. Naveesh Garg**  
CEO- Electronics and  
Control Systems Domain



**Mr. Rajeiv Gandotra**  
CEO – Light & Acoustic  
Systems Domain-2



**Mr. Rakesh Kher**  
CEO – Aftermarket  
Domain



**Mr. Rakesh Mehta**  
Group CHRO



**Mr. Ramesh KS**  
CEO- ADAS, Controller and  
Sensor Domain



**Mr. Sunil Bohra**  
Group CFO, CSO & Head  
Corporate Affairs



**Mr. Vivek Jindal**  
CEO – Light & Acoustic  
Systems Domain-1



**Mr. Ashok Taneja**  
Group Advisor

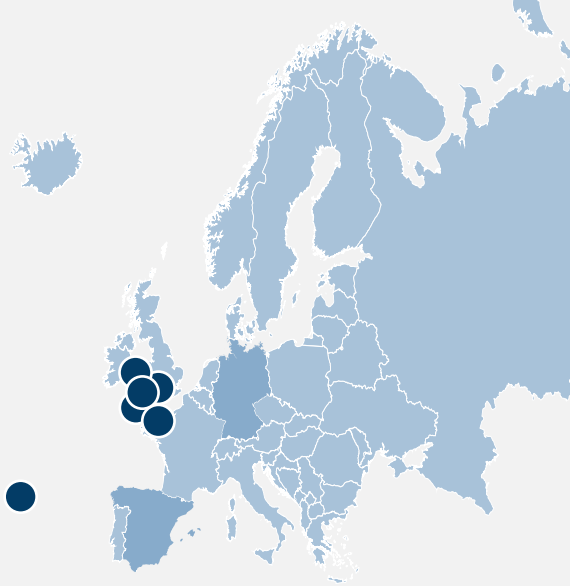


**Mr. Navin Paul**  
Group Advisor

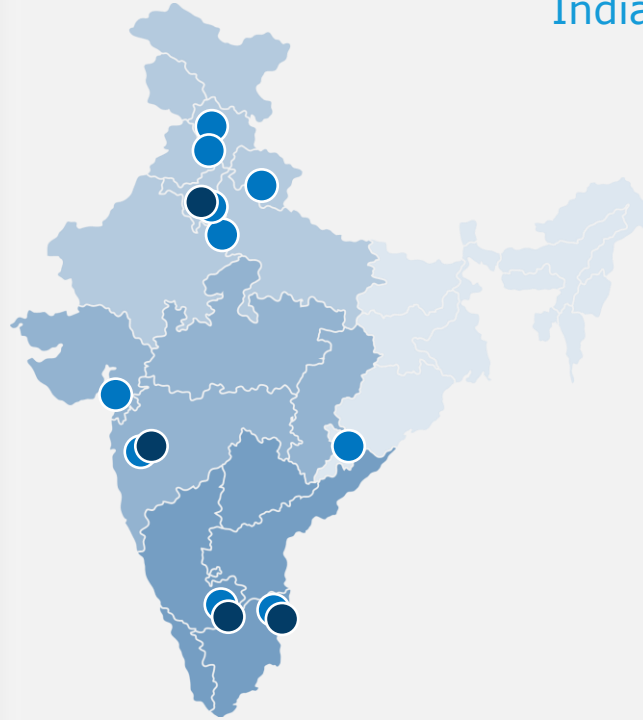


# In-house R&D helps drive Innovation...

## Europe



## India



## Two-tier Engineering Organization

### Central R&D Centre With A Focus On Advanced & Future Technology

Pune, Gurugram, Chennai, Hosur & Bangalore	<b>India</b>
Regensburg, Munich, Ingolstadt-1, Wolfsburg -2, Osnabruck-1	<b>Germany</b>
Bilbao	<b>Spain</b>

### Product-focused Business Engineering Teams

2W Switch, Mindarika, 4W Lighting, Minda Westport, Acoustic, Minda Nabtesco	<b>Manesar</b>
Minda Kosei, Minda Kyoraku, Toyoda Gosei Minda, Minda Onkyo, Uno Minda Buehler Motors	<b>Bawal</b>
2W Lighting	<b>Bahadurgarh</b>
Sensor, Controller, 2W Switch, 4W Lighting, ADAS, Mindarika	<b>Pune</b>
Uno Minda EV Systems	<b>Farukhnagar</b>
Seating	<b>Hosur</b>
Minda Storage Batteries	<b>Pantnagar</b>
2W Alloy Wheels	<b>Supa, Ahmednagar</b>
Densoten Minda	<b>Gurugram</b>
4W lighting	<b>Japan</b>
4W lighting	<b>South Korea</b>
4W lighting	<b>Taiwan</b>
Clartorn horn	<b>Spain</b>
Munich-1, Reutlingen-1, Regensburg-1	<b>Germany</b>

## State Of Art Validation & Test Facilities



**>1200**  
NPD  
Engineers



**252**  
Patents  
Granted



**37**  
R&D and  
Engineering Centers



**444**  
Patent Filed



**463**  
Design Application Filed

# UNO MINDA – Central R&D and Design Studio



UNO MINDA



Uno Minda's first flagship centre for research engineering and advance technologies.

**MISSION:** Attain Technology Leadership with Ingenious CREATors to **Innovate for the future of mobility** focusing on Value Creation, Quality, and Process.

**400+**  
Engineers

**5**  
Locations

**75+**  
R&D Projects



## Locations



Pune, India



Gurgaon, India



Chennai & Hosur, India



Regensburg, Germany

## Focus



**PERSONALIZED**  
Wireless Chargers | USB & Data Port Chargers | Smart Switches | Seats with Mechanisms | Interior & Exterior Lighting | E Horns



**AUTONOMOUS**  
Automotive Cameras | Ultrasonic Sensors | Driver Monitoring System | ADAS Controllers



**CONNECTED**  
Telematics Control Unit | IoT Platform



**ELECTRIFIED**  
AC Chargers | AC – DC Chargers | DC DC Converter | AVAS

## Key functional Competencies


- Product Planning
- Technical Sales
- Simulation based Engineering
- Prototyping
- System Req & Architecture
- Functional / Sys Validation
- Mechanical
- Hardware & Layout
- Software
- Functional Safety
- New Product Control
- Engineering Quality
- Product Costing
- Manufacturing Engineering



An independent creative design studio that offers best-in-class creative services for mobility products and systems.



TRANSPORTATION DESIGN



DIGITAL SCULPTING



UI/UX DESIGN



DESIGN STRATEGY



PROTOTYPING



Strengthening  
**R&D**

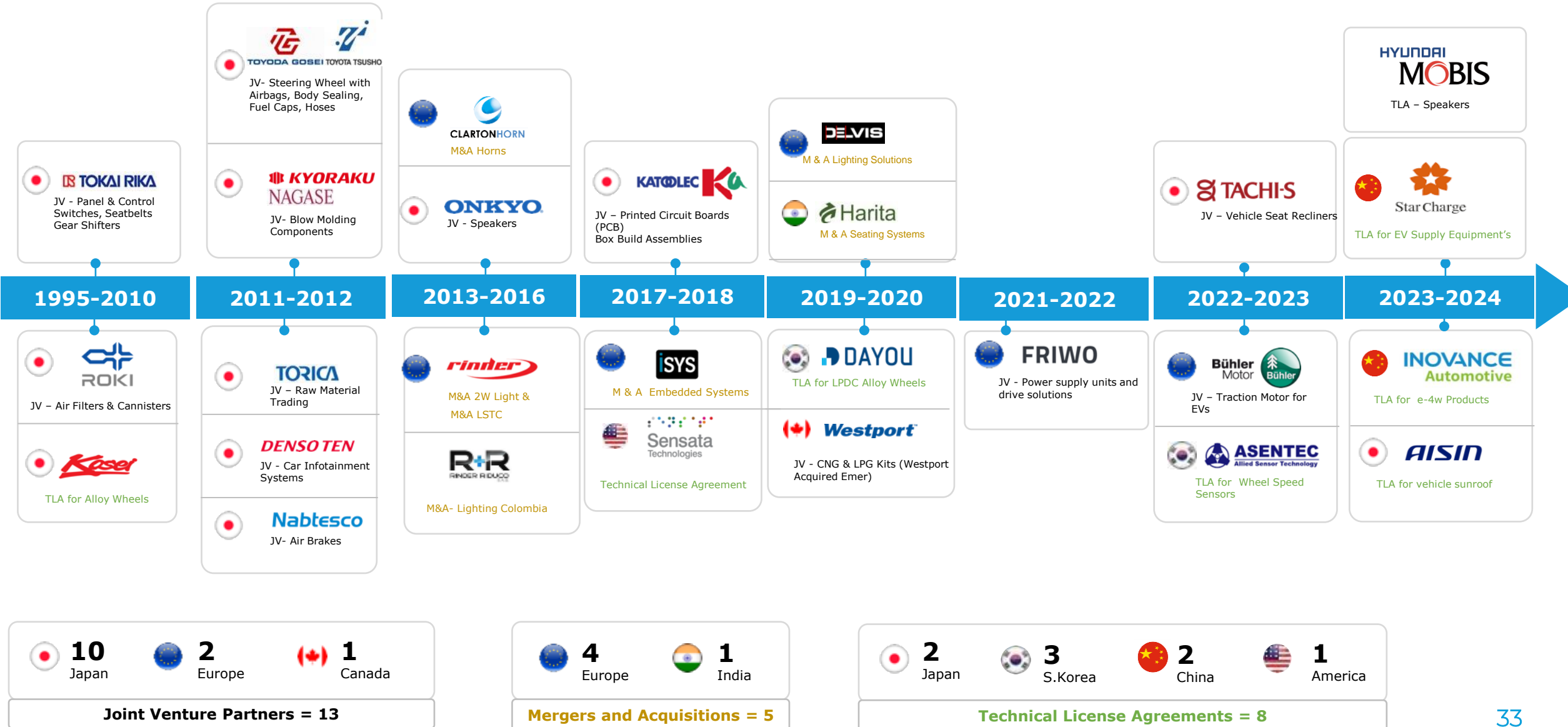
### Advanced Technology Group

Focused on long horizon Technology projects (>3 Years)

### Group Global Centre for Embedded & Software Technology

Focused on supporting embedded competency build-up for business

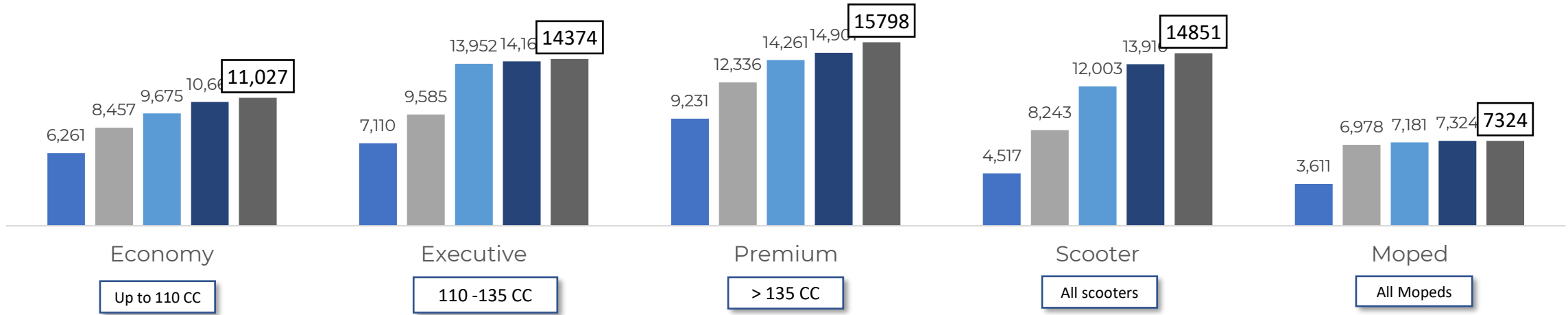
# Nurturing Partnerships and Affiliations



# POTENTIAL KIT VALUE (ICE)\* – UNO MINDA

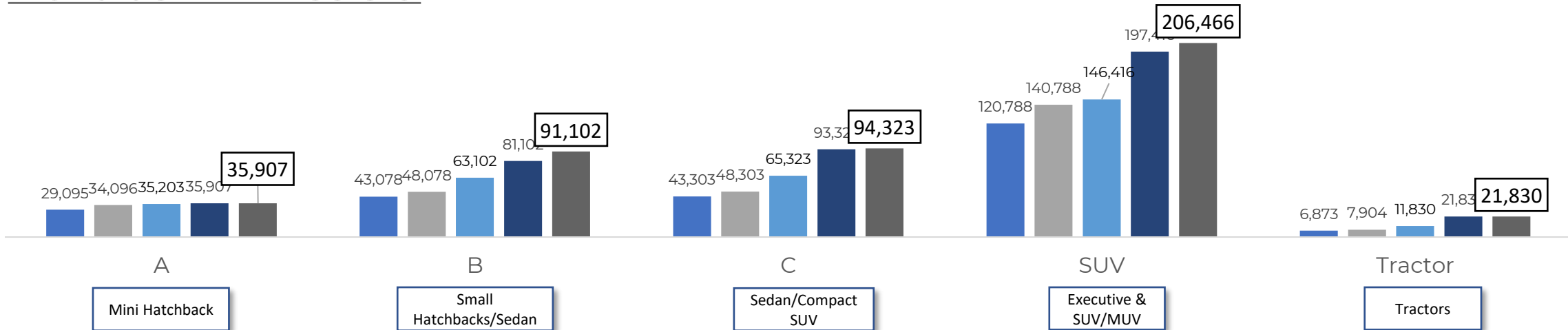
## Kit Value – 2 Wheelers

As at the end of FY ■ 2020 ■ 2021 ■ 2022 ■ 2023 ■ 2024



As at the end of FY ■ 2020 ■ 2021 ■ 2022 ■ 2023 ■ 2024

## Kit Value – 4 Wheelers



\*Potential is calculated on basis that all products manufactured by Uno Minda which can be supplied in the vehicle.



# Environmental, Social & Governance (ESG)



## Environmental

**More than 90% of plants ISO 14001 & ISO 45001 certified**  
(Environmental & OHS Management System)

Energy and Emissions

Water Management

Waste Management



## Social

**Vision to enable Employee and Community Well-Being with following organizational goals:**

Community Well Being (CSR)

Employee Well Being



## Corporate Governance

Policies governing our business

Ethics and compliances

Economic Value Creation



**15% Renewable Energy Share – FY 23-24**

- 60% Renewable energy share by 2030
- Carbon Neutral Operations by 2040
- Carbon Net Zero by 2050



## Our Journey

2007



Seva Kendra, Bagla, Hisar Haryana, Skills Centre

2010



MDMMS, Bagla Haryana Sr. Sec. School

2012



Samarth – Jyoti Project

2016



SLMCH, Bagla Haryana Charitable Hospital

2019



TSNMS, Kadi Gujarat Sr. Sec. School

2024



TSNMS, Poonapalli, Hosur Sr. Sec. School

**Suman Nirmal Minda Foundation** operates in Education, Vocational Training, Healthcare, and Community Development. Projects include Community Schools, Remedial classes, IT skill programs, and vocational training for children, girls, boys, and women in need. There are 17 CSR Centres in 7 states, along with three Sr. Secondary Schools and a Hospital providing quality education and healthcare support to communities.

## Thematic Areas



**Skill Development**



**Education**



**Community Wellbeing**



**Preventive & Curative Health Care**





**Sustainalytics**

ESG Risk Rating CORE ?

**18.6** Low Risk

## Environment

- CO<sub>2</sub> Footprint Reduction  
*Rooftop Solar Installation, Electricity Via Open Access (Solar+ Wind), Dual Fuel Kit, PNG Genset, Energy Saving Projects*
- Water Reduction  
*ZLD, Rain Water Harvesting, Recycling, Conservation*
- Hazardous Waste Reduction
- Non Hazardous waste reduction
- Waste to landfill

## Social

- Lost time Injury Case (> 48 Hrs.)
- Non Lost time Injury (< 48 Hrs.)
- Schools, Hospitals, Vocational Training Centre for Underprivileged
- Volunteer participation of staff in CSR activities
- Gender Diversity

## Governance

- Robust Governance Mechanism
- Compliance with all applicable laws and regulations
- Prioritizing Minority Interest
- Strong Capital Allocation Policy

# Awards & Recognitions

## Customer Awards

2023-24

QUALITY

DELIVERY

BEST SUPPLIER

PARTNER AWARD

COST COMPETITIVENESS

BUSINESS EXCELLENCE



38\*



Mr. Nirmal K Minda, CMD, Uno Minda Limited, has been awarded the prestigious **HURUN Self-made Entrepreneur Award, 2023!**



Uno Minda is proud to secure the **Great Place To Work® (GPTW)** Certification for the fourth consecutive year in 2024!



Dr. Suman Minda, Chairperson of Uno Minda's CSR Wing, has been honoured with the prestigious **Golden Peacock Award** for Social Leadership for her impactful work in social welfare and community development.



Uno Minda has been honoured with the prestigious **Intellectual Property Award** for 2023 in the 'Top Indian Company for Design' category.



Uno Minda has secured its **place among India's top 50 innovative companies** in manufacturing, receiving recognition from CII for our pioneering work in automotive technologies for the second consecutive year.



The CSR wing of Uno Minda Group received "**CSR Excellence in Women Empowerment**" for its Project "Samarth-Jyoti" during the India CSR & Sustainability Conclave 2023 for excellent accomplishments of work for women.

## Certifications



# Group Strengths



## Long Standing Relationships with OEMs

6 Decades of Preferred Supplier status with Major OEMs across all segments



## Located close to each customer

Located in all Automotive hubs in India, Growing Global Presence



## Strategic & Technology Driven Alliances

With Global Technology Leaders supporting various Product Lines



## Robust Systems and Governance mechanism

Strong System, Processes with experienced board to drive Governance and Ethical Practices



## Human Resources

Great place to work certified. Focus on promoting In-house Talent & Succession Management



## Trustworthy and Capable Supplier Base

More than 1500 Suppliers spread across Geographies



## Strong R&D Capabilities

37 R&D and Engineering Centers Globally



## Extensive Aftermarket Distribution Network

1500 Business Partners, 35000 Retailers & 75000 Service Points



## Cyber risk Management

Strong & robust Security Management & Cyber risk Management framework to safeguard company from cyber threats



# Thank You

## Corporate Office

**Address:** Village Nawada Fatehpur, P.O. Sikanderpur  
Badda, Manesar, Gurgaon – 122004, India.

**Website:** [www.unominda.com](http://www.unominda.com)

## For further information, please contact

**Mr. Ankur Modi**  
Vice President  
Head Treasury and Communication  
[amodi@unominda.com](mailto:amodi@unominda.com)

## Follow us on

