

Our Ref: MLLSEC/14/2021

Date: 29 January 2021

To,
BSE Limited (Security Code: 540768)
Phiroze Jeejeebhoy Towers,
Dalal Street, Fort
Mumbai-400 001

Tel : +91 22 28715500
Toll Free : 1800 258 6787
Mahindralogistics.com

Regd Office
Mahindra Towers,
P. K. Kurne Chowk, Worli,
Mumbai - 400 018

CIN : L63000MH2007PLC173466

National Stock Exchange of India Ltd., (Symbol: MAHLOG)
Exchange Plaza, 5th Floor, Plot No. C/1, "G" Block,
Bandra -Kurla Complex, Bandra (East)
Mumbai -400 051

Dear Sirs,

Sub: Earnings Presentation for the 3rd quarter and nine months ended 31 December 2020 - Regulation 30 of the Securities and Exchange Board of India (Listing Obligations and Disclosure Requirements) Regulations, 2015 ("the Listing Regulations")

In compliance with Regulation 30 and other applicable provisions of the Listing Regulations, please find enclosed herewith Earnings Presentation encompassing, inter-alia, an overview of the Unaudited Financial Results of Mahindra Logistics Limited ("the Company") for the 3rd quarter and nine months ended 31 December 2020, subjected to Limited Review.

The enclosed earnings presentation is also being uploaded on the Company's website viz. <https://mahindralogistics.com/investor-information> in compliance with Regulation 46 of the Listing Regulations.

Kindly take the same on record and acknowledge receipt.

Thanking you,

For **Mahindra Logistics Limited**

Brijbala Batwal
Company Secretary

Enclosure: as above

MAHINDRA LOGISTICS LIMITED INVESTOR PRESENTATION – Q3 FY21

Mahindra
LOGISTICS



This presentation and the accompanying slides (the “Presentation”), which have been prepared by Mahindra Logistics Limited (the “Company”), have been prepared solely for information purposes and do not constitute any offer, recommendation or invitation to purchase or subscribe for any securities, and shall not form the basis or be relied on in connection with any contract or binding commitment whatsoever. No offering of securities of the Company will be made except by means of a statutory offering document containing detailed information about the Company.

This Presentation has been prepared by the Company based on information and data which the Company considers reliable, but the Company makes no representation or warranty, express or implied, whatsoever, and no reliance shall be placed on, the truth, accuracy, completeness, fairness and reasonableness of the contents of this Presentation. This Presentation may not be all inclusive and may not contain all of the information that you may consider material. Any liability in respect of the contents of, or any omission from, this Presentation is expressly excluded.

Certain matters discussed in this Presentation may contain statements regarding the Company’s market opportunity and business prospects that are individually and collectively forward-looking statements. Such forward-looking statements are not guarantees of future performance and are subject to known and unknown risks, uncertainties and assumptions that are difficult to predict. These risks and uncertainties include, but are not limited to, the performance of the Indian economy and of the economies of various international markets, the performance of the logistics industry in India and world-wide, competition, the company’s ability to successfully implement its strategy, the Company’s future levels of growth and expansion, technological implementation, changes and advancements, changes in revenue, income or cash flows, the Company’s market preferences and its exposure to market risks, as well as other risks. The Company’s actual results, levels of activity, performance or achievements could differ materially and adversely from results expressed in or implied by this Presentation. The Company assumes no obligation to update any forward-looking information contained in this Presentation. Any forward-looking statements and projections made by third parties included in this Presentation are not adopted by the Company and the Company is not responsible for such third party statements and projections.



Q3 & 9M FY21 Financials Highlights

Consolidated Financial Highlights for Q3 FY21



Revenue from Operations

INR 1,047 Crs

↑ 15% YoY



Gross Margin

INR 103 Crs

↑ 10% YoY



Reported EBITDA

INR 55 Crs

↑ 23% YoY



Reported Profit after Tax

INR 18 Crs

↑ 18% YoY



Revenue from
Non-M&M SCM

INR 502 Crs

↑ 28% YoY



Revenue from Warehousing
Services & Solutions

INR 202 Crs

↑ 24% YoY



01

Sustained growth in Revenue and Profits driven by strong demand across end markets

02

SCM segment Revenue grew by ~24% YoY. **Non-M&M SCM Revenue higher** on YoY basis for 9M FY21

03

Continued momentum in value-added services & solutions with improving performance especially in Ecommerce, Consumer and Freight Forwarding verticals

04

Increase in depreciation on account of increased volumes from Warehousing services

05

Launched **100% EV based Last mile delivery** service under '**Edel**' Brand



Mr. Rampraveen Swaminathan – Managing Director and CEO of Mahindra Logistics Limited

“We continue to see improving performance, driven by market recovery and execution of our strategy of providing customized, integrated solutions to our customers. In Q3, FY20-21 we delivered our highest-ever quarterly revenue, with significant contribution from E-commerce, Automotive and Freight Forwarding businesses. Strong momentum in Supply Chain has offset the continuing softness in the Enterprise Mobility segment, which remains impacted by the Covid-19 pandemic. We continue to expand and grow our service lines. During the quarter, we launched our Last mile delivery service, ‘Edel’ which uses 100% electric powered vehicles. The service has been launched in 6 cities; to be expanded to 14 cities in coming 12 months.

The business environment is improving and evolving at the same time. We look forward to stronger revival in economic environment and with it, the improving demand across end-markets will create more opportunities for growth.”

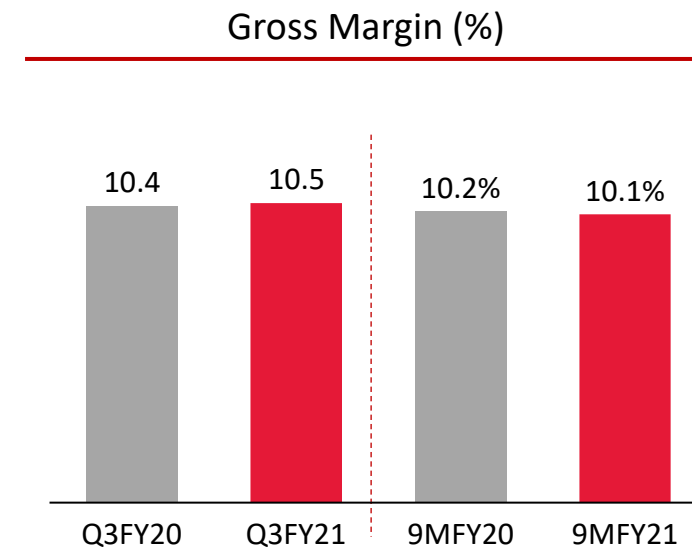
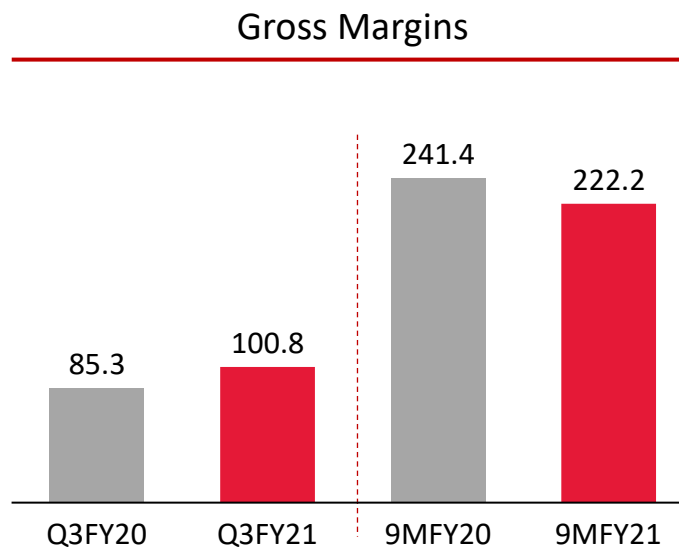
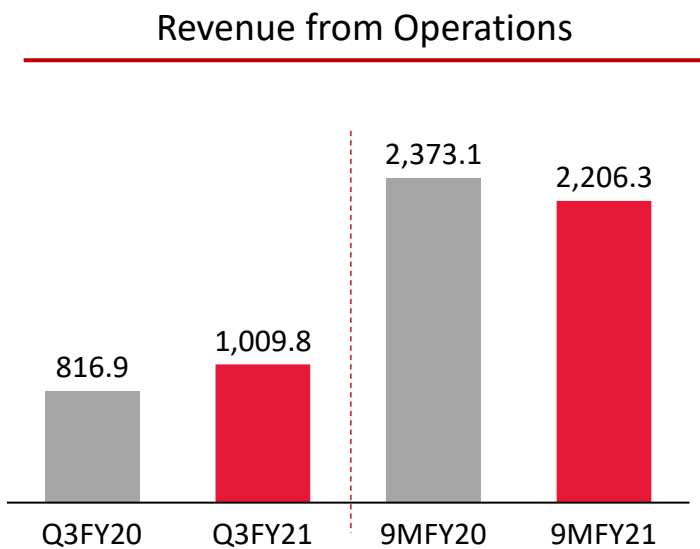
Consolidated Profit & Loss

Particulars	Q3FY21	Q3FY20	Y-o-Y	9MFY21	9MFY20	Y-o-Y
Revenue from Operations	1,046.8	907.9	15.3%	2,289.7	2,659.4	-13.9%
Other Income	1.8	2.0		12.8	10.9	
Gross Margin	103.4	93.9	10.1%	225.7	268.0	-15.8%
Gross Margin (%)	9.9%	10.3%		9.9%	10.1%	
Total Overheads	993.8	865.5		2,201.6	2,539.1	
EBITDA	54.7	44.4	23.2%	100.9	131.1	-23.1%
Depreciation & Amortization	24.3	18.8		63.6	51.4	
EBIT	30.4	25.6		37.3	79.7	
Finance Cost	5.5	4.3		14.5	12.0	
PBT	25.0	21.3		22.8	67.8	
Tax	6.6	5.7		6.1	22.1	
PAT (before share of JV)	18.4	15.7		16.8	45.7	
PAT (after share of JV)	18.3	15.5	17.8%	16.3	45.2	-63.2%
PAT (%)	1.7%	1.7%	3 bps	0.7%	1.7%	-95 bps
EPS (in. INR)	2.55	2.17	17.5%	2.43	6.35	-63.2%

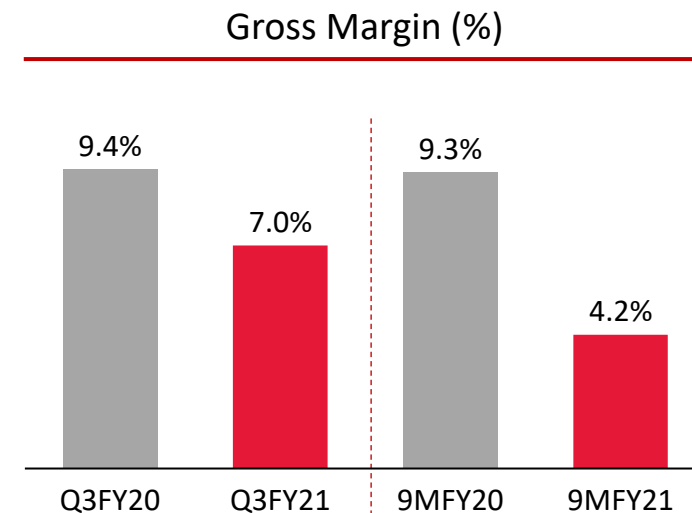
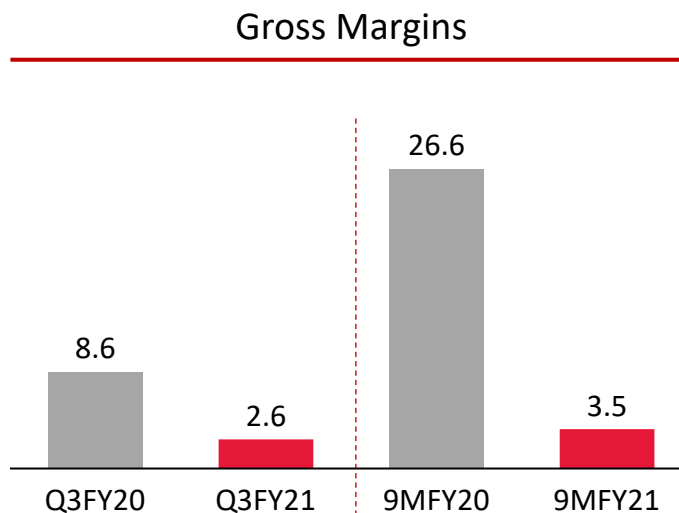
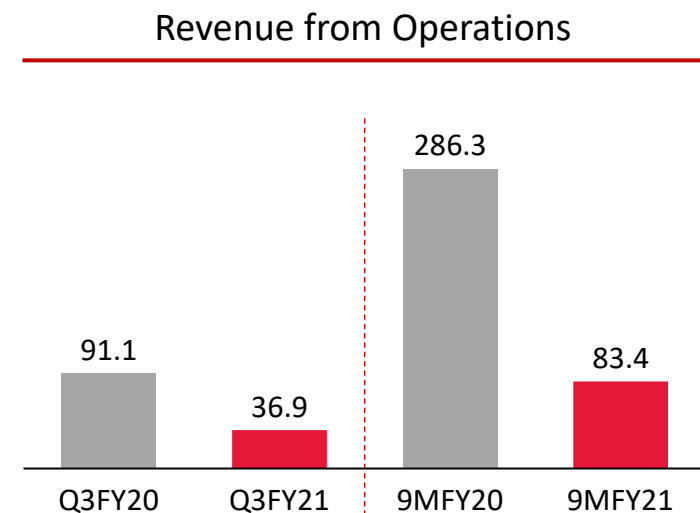
Note: 1. Consolidated financials 2. All figures in INR crore, unless stated otherwise

Financial Highlights – Segment wise

Supply Chain Management (SCM)



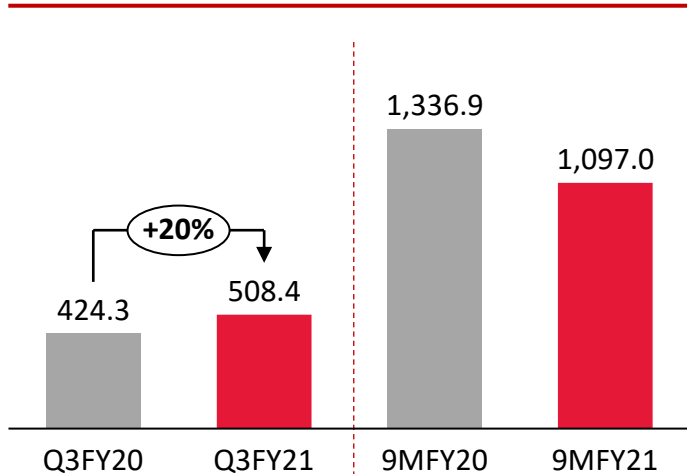
Enterprise Mobility (EM)



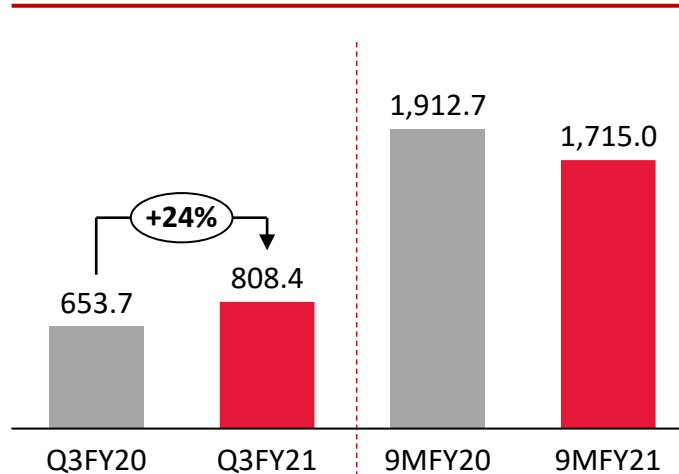
Note: 1. Consolidated financials 2. All figures in INR crore, unless stated otherwise

SCM Revenue Break-Up

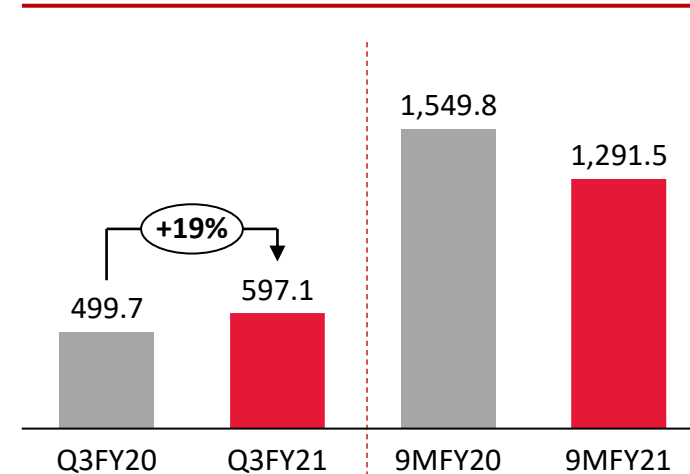
Mahindra Revenue



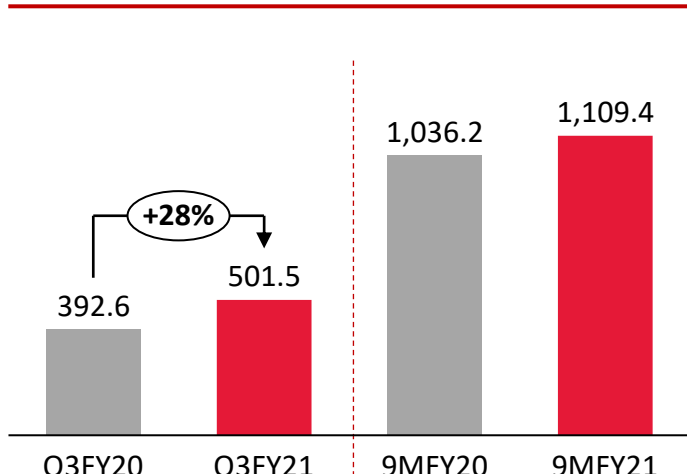
Transportation Revenue



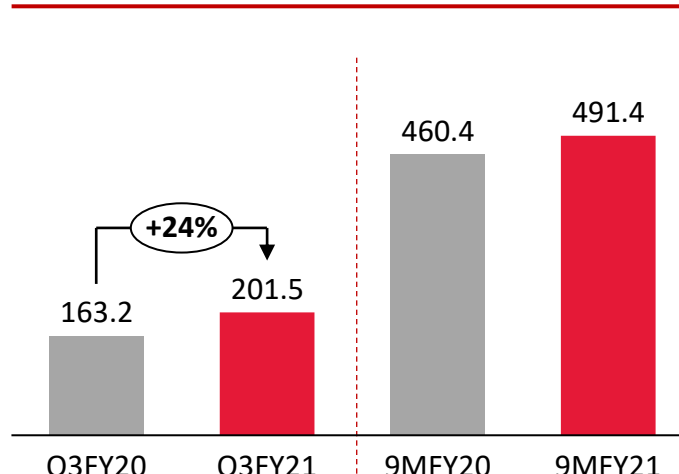
Auto Revenue



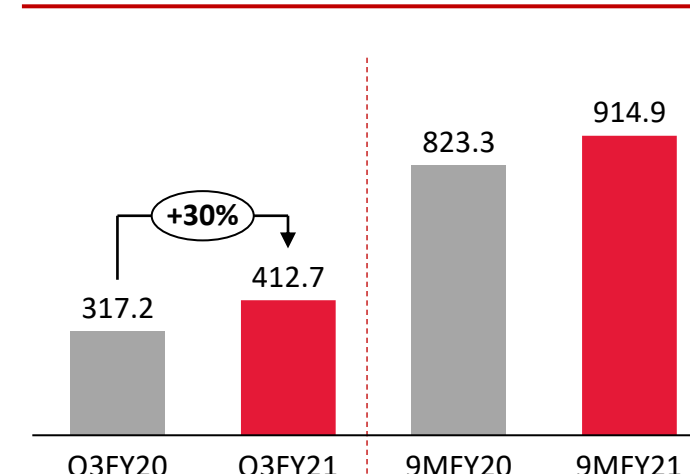
Non-Mahindra Revenue



Warehousing & Solutions Revenue



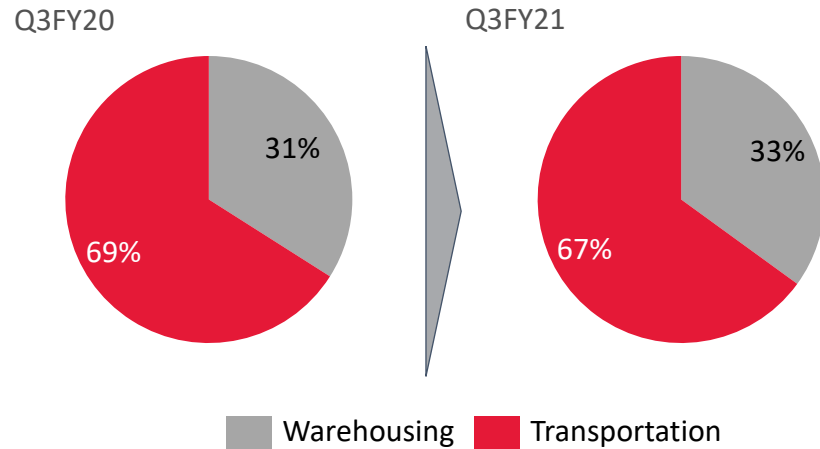
Non-Auto Revenue



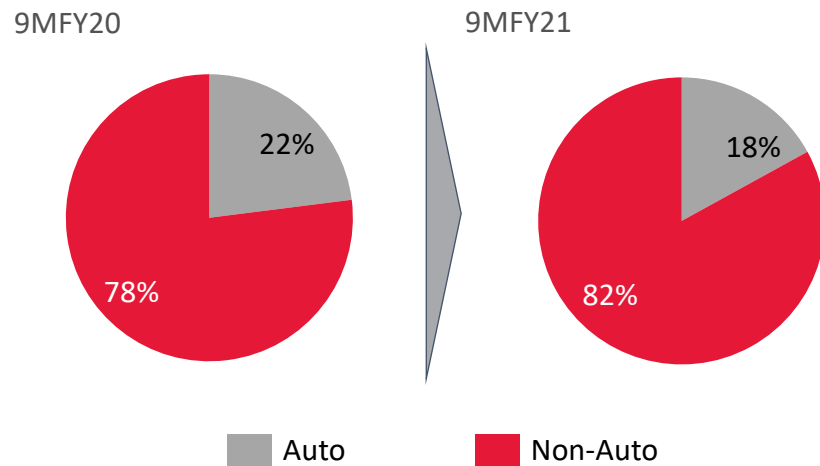
Note: 1. Consolidated financials 2. All figures in INR crore, unless stated otherwise

Non-Mahindra SCM Revenue Break-Up

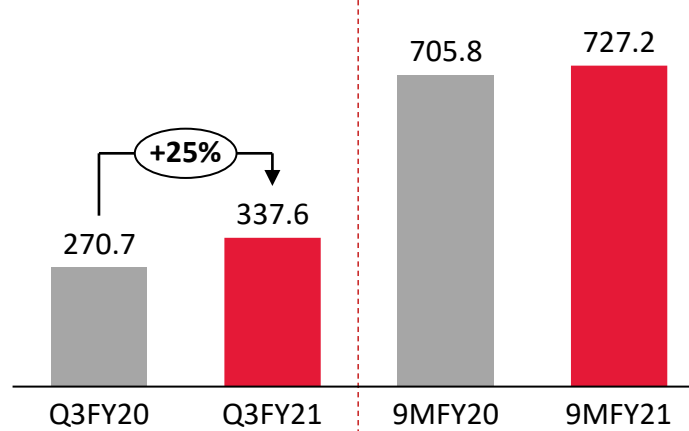
SCM Non-Mahindra Activity Wise Break-up



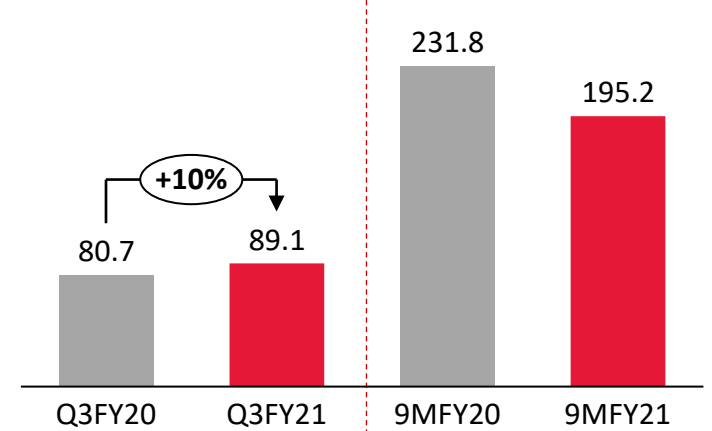
SCM Non-Mahindra Industry Wise Break-up



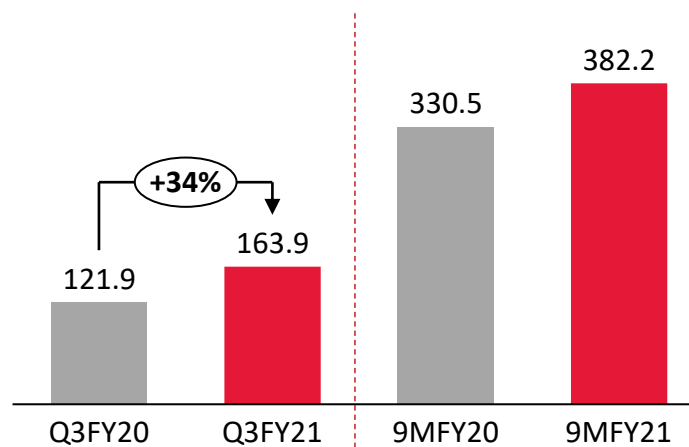
Transportation Revenue



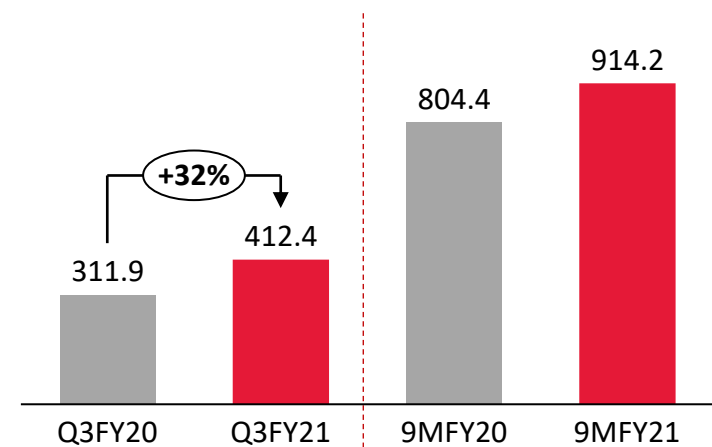
Auto Revenue



Warehousing & Solutions Revenue



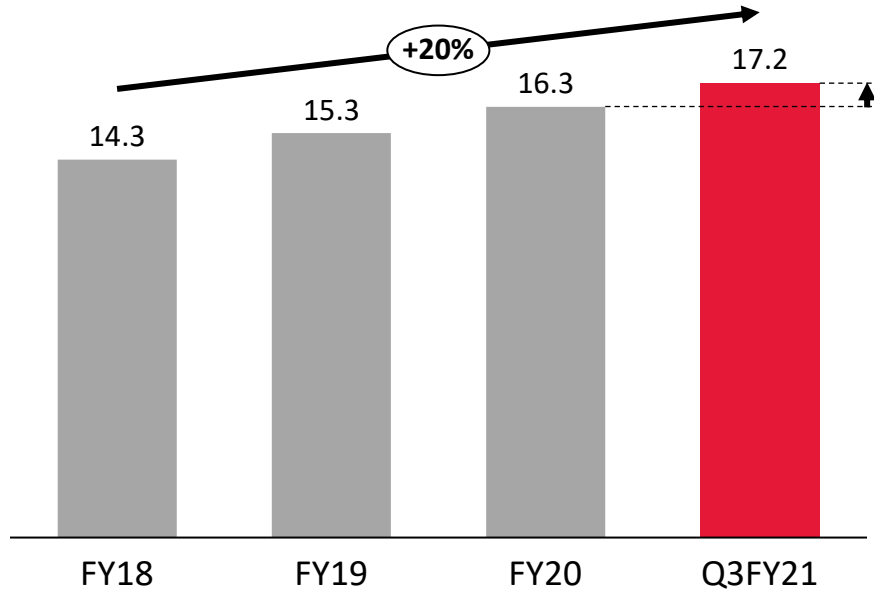
Non-Auto Revenue



Note: 1. Consolidated financials 2. All figures in INR crore, unless stated otherwise

Operational Data Points

Warehouse Space under Management



Warehouse space under management stands at **17.2 Mn. Sq. Ft**



EDEL – EV-driven, Last-mile Logistics service

- Launched EV-driven, last-mile cargo delivery service 'EDEL' for customers in E-Commerce, FMCG and other markets. EDEL would initially **operate across 6 major cities** in India including Bengaluru, New Delhi, Mumbai, Pune, Hyderabad and Kolkata, before expanding to a total of 14 cities in the next 12 months
- The operating model and utilisation metrics of EVs today enables EDEL to provide sustainable & competitive services when compared with traditional ICE powered solutions
- EDEL will provide multiple offerings including package & trip-based services. These offerings will provide customers a scalable, sustainable and cost-efficient solution
- With a load capacity and enhanced range that compares well with existing ICE options, EDEL will give customers in the E-commerce, FMCG, Pharmaceutical, Consumer Durables and Electronics industries a significant edge in efficient and responsible distribution and last-mile delivery solutions





Confederation of Indian Industry

CII SCALE AWARDS

Mahindra Logistics Limited was conferred with GOLD AWARD for
“Overall Excellence in Logistics”

Categories Won

- 3PL Logistics
- Industrial & Retail Warehousing
- Road Transportation



Community Engagement

Covid Relief/ Disaster Management

- Events: 98
 - Volunteers: 870
 - Manhours: 2553
 - Beneficiaries: 19255
-
- Food & grocery distribution to drivers
 - Flood relief materials distribution in Assam
 - Alyte emergency services in 9 locations
 - Health Screening of drivers by Nightingale
 - Arsenic Album tablets distribution
 - Covid'19 training through Noticeboard application

Samantar

- Events: 10
 - Volunteers: 70
 - Manhours: 228
 - Beneficiaries: 2318
-
- Festival Celebrations with drivers & third party operators
 - General medical health check up camps for drivers
 - Drinking water and washroom facility for drivers

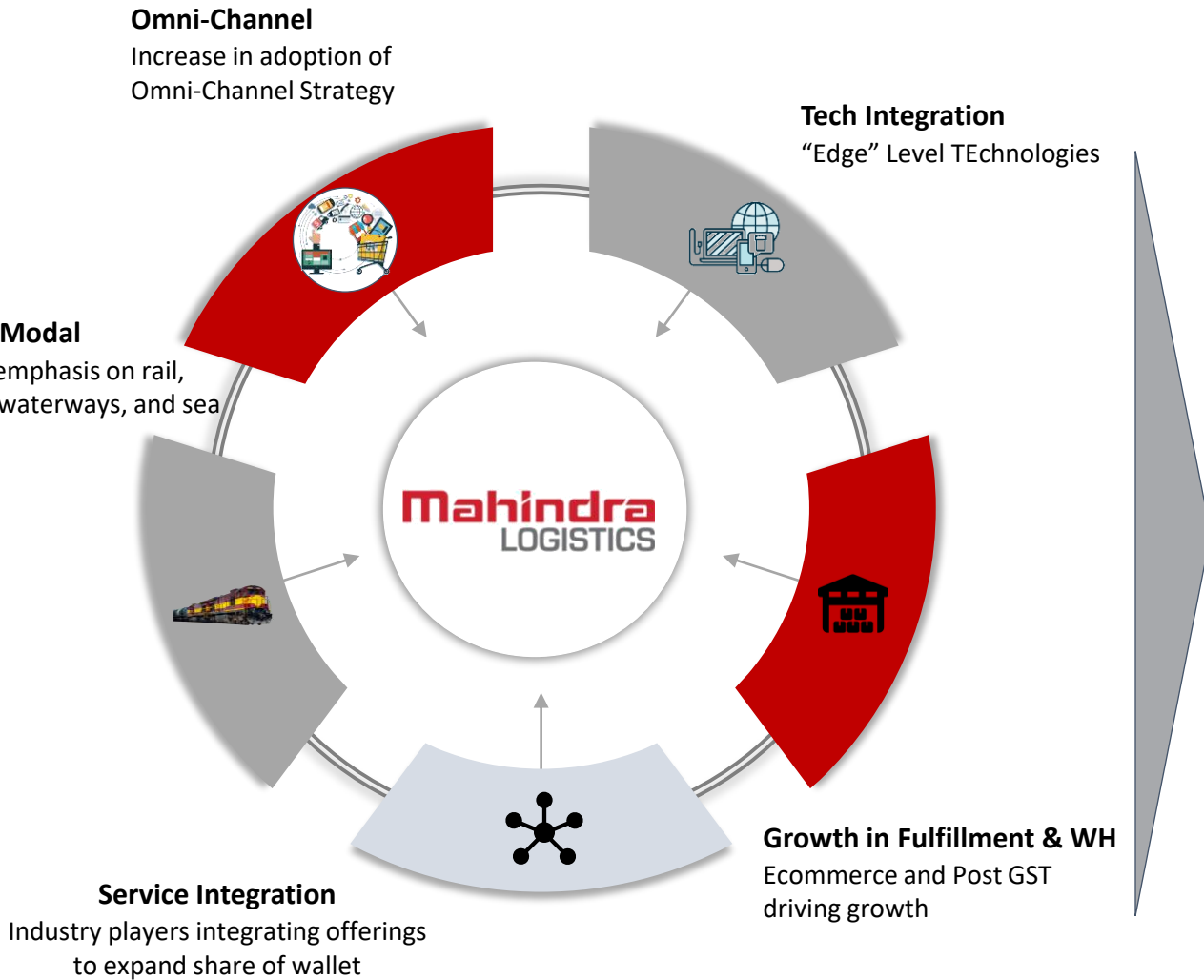
ESOP

- Events: 14
 - Volunteers: 116
 - Manhours: 623
 - Beneficiaries: 1492
-
- Tree plantations
 - Zero accident zone Project
 - Green Guardians

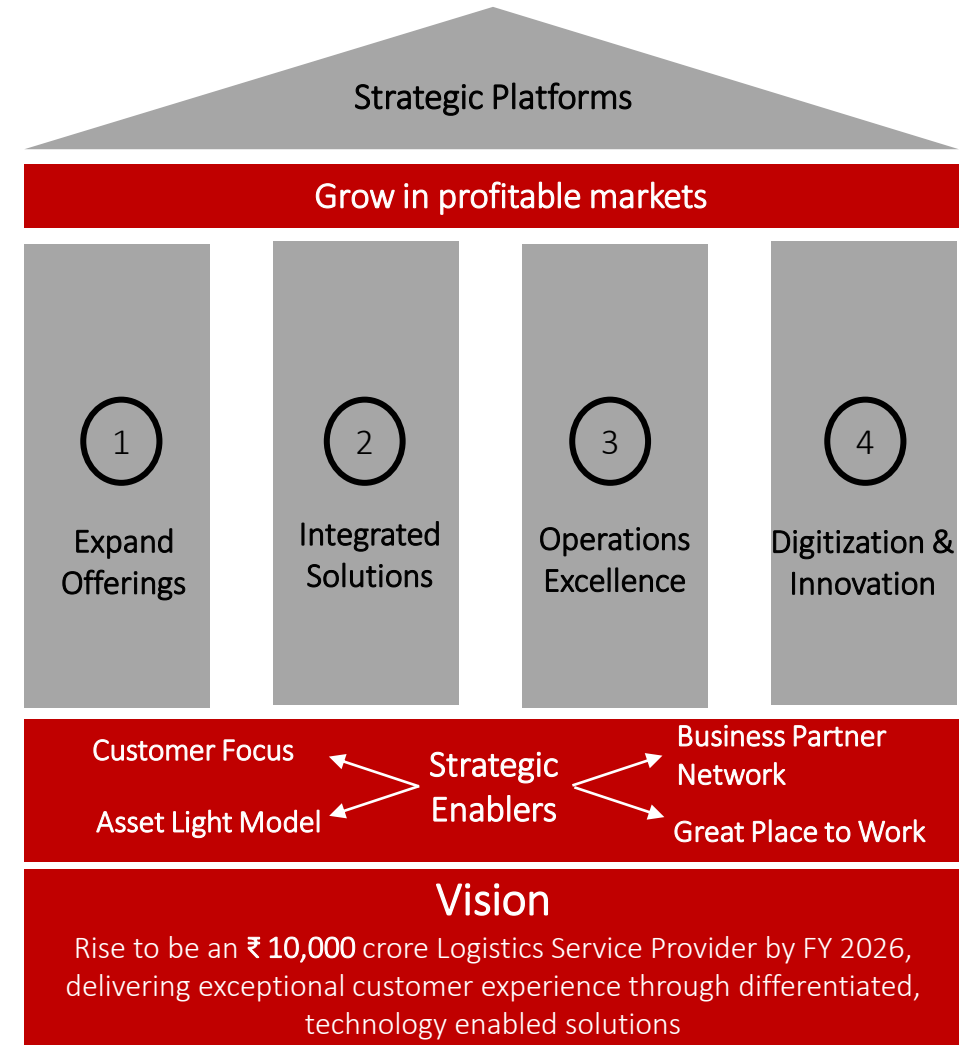


Well poised to take advantage of industry trends in SCM

Industry Trends



MLL Strategy



Company :



CIN: L63000MH2007PLC173466

Mr. Yogesh Patel - CFO

CFO.MLL@mahindra.com

www.mahindralogistics.com

Investor Relations Advisors :



CIN: U74140MH2010PTC204285

Mr. Shogun Jain / Mr. Vinit Vora

shogun.jain@sgapl.net / vinit.vora@sgapl.net

+91 77383 77756 / +91 98190 68322

www.sgapl.net