




Size : 20 cm x 12 cm

EIH Associated Hotels Limited					
A member of  <i>The Oberoi Group</i>					
Registered Office : 1/24, G.S.T. Road, Meenambakkam, Chennai-600 027					
UNAUDITED FINANCIAL RESULTS FOR THE THREE MONTHS ENDED 30TH SEPTEMBER, 2008					
(Rupees in Lacs)					
	Quarter ended		Six Months ended		Year ended
	30.09.2008	30.09.2007	30.09.2008	30.09.2007	31.03.2008 (Audited)
Net Sales	3,383.21	2,907.62	6,576.27	5,796.06	17,797.19
Other Operating Income	19.84	18.57	45.99	34.84	105.26
Total	3,403.05	2,926.19	6,622.26	5,830.90	17,902.45
Expenditure					
a) Consumption of Provisions, Stores, Wines, etc.	256.74	227.11	526.06	466.90	1,307.51
b) Employees' Cost	748.47	663.73	1,458.31	1,260.83	2,630.00
c) Power & Fuel	392.74	376.34	772.88	753.86	1,543.20
d) Repairs & Maintenance	309.59	278.28	560.43	520.15	1,106.49
e) Depreciation	291.65	299.28	582.82	570.32	1,293.44
f) Other Expenditure	930.55	926.99	1,742.37	1,741.37	5,116.49
Total	2,929.74	2,761.73	5,642.67	5,313.43	12,997.13
Profit from Operations before Other Income and Interest	473.31	164.46	979.59	517.47	4,905.32
Other Income	7.04	8.10	12.82	16.61	29.95
Profit before Interest	480.35	172.56	992.41	534.08	4,935.27
Interest	649.67	564.15	1,244.22	1,113.19	2,342.36
Loss / (Gain) on Swap	85.78	(196.54)	105.64	(233.04)	42.14
Miscellaneous Expenditure Amortised	-	11.80	-	16.85	40.44
Profit / (Loss) from Ordinary Activities before Tax	(255.10)	(206.85)	(357.45)	(362.92)	2,510.33
Tax	(70.37)	(10.56)	(94.77)	(65.34)	1,045.01
Net Profit / (Loss) after Tax	(184.73)	(196.29)	(262.68)	(297.58)	1,465.32
Paid-up Equity Share Capital (Face value - Rs 10 each)	1,958.67	1,958.67	1,958.67	1,958.67	1,958.67
Reserves excluding Revaluation Reserve					7,827.20
Basic & Diluted Earnings per Equity Share - Rs.					
a) Without Extraordinary Item	(0.94)	(1.00)	(1.34)	(1.52)	7.31
b) With Extraordinary Item	(0.94)	(1.00)	(1.34)	(1.52)	7.31
Public Shareholding :					
- Number of Equity Shares	4,897,174	4,707,174	4,897,174	4,707,174	4,897,174
- Percentage of Shareholding	25.00	24.03	25.00	24.03	25.00
NOTES :					
1. The results for the quarter and half year ended are not indicative of a full year's working due to the seasonal nature of the Indian hotel industry.					
2. The Company's activity is limited to Hotels.					
3. Figures have been regrouped or rearranged, wherever necessary.					
4. No investor complaints were pending at the beginning of the quarter. No complaint was received during the quarter ended 30th September, 2008.					
5. The above Unaudited Financial Results were reviewed by the Audit Committee on 31st October, 2008 and approved by the Board of Directors at its Meeting held on 31st October, 2008. The Statutory Auditors have carried out a limited review of the Financial Results given above.					
 P.R.S. OBEROI Chairman					
31st October, 2008					

In terms of our attached report of even date.
For RAY & RAY
Chartered Accountants


R.N. ROY

Partner
Membership No. 8608
Mumbai
31st October, 2008

