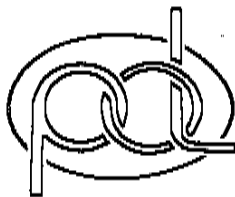


CORPORATE OFFICE :
 1, KAPADIA CHAMBER,
 1ST CINEMA ROAD, MUMBAI-400020.
 PHONES BOMBAY
 2201 6590-0329, 2205 5971, 2208 4282
 Fax : (91) 022-2206 3929
 E-mail: poltd@vsnl.com
 Web Site : http://www.panchsheelorganics.com



**Panchsheel
 Organics
 Limited**
**MFGRS. OF: BULK DRUGS
 & FORMULATIONS**


To,
 The Secretary
 M.P. Stock Exchange,
 Palika Plaza,
 Indore-452001.

Unaudited Financial Result (Provisional) for the Quarter ended 30th September 2010

Sr. No.	Particulars	Rs in Lacs				
		3 Months	3 Months	Year to Date	Year to Date	Previous
		ended	ended	figures for	figures for	accounting
		30/09/2010	30/09/2009	30/09/2010	30/09/2009	31/03/2010
		Audited/ Unaudited*	Audited/ Unaudited*	Audited / Unaudited*	Audited/ Unaudited*	Audited / Unaudited*
1	Net Sales / Income from Operations	622.35	582.20	1,389.85	1,024.06	2,350.78
2	Other Income	6.45	1.14	6.45	1.14	10.25
3	Total Income (1+2)	628.80	583.34	1,396.30	1,025.20	2,361.03
4	Expenditure					
a.	(-)Increase / (+)Decrease in stock in trade and work in process	(31.65)	40.56	42.48	(13.92)	(129.65)
b.	Consumption of raw materials	406.10	381.72	871.35	730.25	1,690.26
c.	Purchase of traded goods	156.79	91.95	298.30	168.02	448.52
e.	Employees cost	9.08	11.57	15.88	24.55	31.27
d.	Depreciation	8.25	7.10	15.40	13.95	35.27
f.	Other expenditure	36.14	15.23	59.11	21.91	108.81
g.	Total	584.71	548.13	1,302.52	944.76	2,184.48
	(Any item exceeding 10% of the total Expenditure to be shown separately)					
5	Interest	10.77	3.46	17.90	20.07	35.91
6	Exceptional items	-	-	-	-	-
7	Profit (+)/ Loss (-) from Ordinary Activities before tax (3) - (4+5+6)	33.32	31.75	75.88	60.37	140.64
8	Tax expense	-	-	-	-	55.16
9	Net Profit (+)/ Loss (-) from Ordinary Activities after tax (7-8)	33.32	31.75	75.88	60.37	85.48
10	Extraordinary Items (net of tax expense Rs)					
11	Net Profit (+)/ Loss (-) for the period	33.32	31.75	75.88	60.37	85.48
12	Paid-up equity share capital (Face Value of the Share shall be indicated)	501.54	501.54	501.54	501.54	501.54
13	Reserves excluding Revaluation Reserves as per balance sheet of previous accounting year.	871.57	764.67	871.57	764.67	795.68
14	Earnings Per Share (EPS)					
a.	Basic and diluted EPS before Extraordinary items for the period for the year to date and for the previous year (not to be annualized)	0.66	0.63	1.51	1.20	1.70
b.	Basic and diluted EPS after Extraordinary items for the period for the year to date and for the previous year (not to be annualized)					



CORPORATE OFFICE :
 1, KAPADIA CHAMBER,
 1ST CINEMA ROAD, MUMBAI-400020.
 PHONES BOMBAY
 2201 6590-0329, 2205 5971, 2208 4282
 Fax : (91) 022-2206 3929
 E-mail: poltd@vsnl.com
 Web Site : <http://www.panchsheelorganics.com>



**Panchsheel
 Organics
 Limited**
**MFGRS. OF: BULK DRUGS
 & FORMULATIONS**

- 2 The Audit Committee recommended the above result and the Board of Directors of the Company their meeting held on 15-11-2010 approved the same.
- 3 The Company has only one segment. Therefore, the discloser required of Accounting Standard 17 "Segment Reporting" prescribed by companies (Accounting Standard) Rule 2006 are not applicable.
- 4 Reserve include capital reserve for an amount Rs.56.97 Lacs subsidy from UNIDO
- 5 The Status of Investor complains for the quarter ended June 30th Sept 2010.
 - *Complaints received during the quarter - NIL.
 - *Complaints disposed off during the quarter - NIL
 - *Complaints unresolved at the end of the Quarter - NIL
- 6 The Previous period / year figures have been regrouped and reclassified wherever necessary.

For Panchsheel Organics Ltd

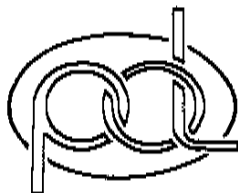
Kishore A Turakhia
 (Director)

Place : Indore
Date : 15-11-2010

CC to :
 The Secretary,
 Bombay Stock Exchange
 Dalal Street, Fort,
 Mumbai- 400 001.



CORPORATE OFFICE :
 1, KAPADIA CHAMBER,
 1ST CINEMA ROAD, MUMBAI-400020.
 PHONES BOMBAY
 2201 6590-0329, 2205 5971, 2208 4282
 Fax : (91) 022-2206 3929
 E-mail: poltd@vsni.com
 Web Site : http://www.panchsheelorganics.com



**Panchsheel
 Organics
 Limited**

**MFGRS. OF: BULK DRUGS
 & FORMULATIONS**

15	Public Shareholding					
	-Number of shares	2685990	2936290	2685990	2936290	2686190
	-Percentage of shareholding	53.55	58.55	53.55	58.55	53.56
16	Promoters and Promoter Group Shareholding					
	Pledged / Encumbered					
	Number of Shares	0	0	0	0	0
	Percentage of Shares (as a % of the total shareholding of promoter and promoter group)	0.00	0.00	0.00	0.00	0.00
	Percentage of Shares (as a % of the total share capital of the company)	0.00	0.00	0.00	0.00	0.00
	Non-encumbered					
	Number of Shares	2329410	2079110	2329410	2079110	2329210
	Percentage of Shares (as a % of the total shareholding of promoter and prom group)	100	100	100	100	100
	Percentage of Shares (as a % of the total share capital of the company)	46.45	41.45	46.45	41.45	46.44

Notes :

1 Statements of Assets & Liabilities

Particulars	Rs In Lacs		
	30-Sep-10 UN Audited	30-Sep-09 UN Audited	31-Mar-10 Audited
SOURCES OF FUNDS			
SHAREHOLDER'S FUND			
A Share Capital	501.54	501.54	501.54
B Reserve & Surplus	871.57	764.67	795.68
C Loan Fund	434.78	285.96	324.37
Deferred Tax (Liability) / Asset	147.4	131.78	139.90
Total Funds Employed	1,955.29	1,683.95	1,761.49
APPLICATION OF FUNDS			
Fixed Assets	768.24	787.16	724.32
Investments	0.06	0.06	0.06
Current Assets & Loans And Advances			
Inventory	840.14	671.43	871.41
Sundry Debtor	835.51	679.82	725.56
cash & Bank Balance	32.18	78.22	(101.69)
Other Current Asset	125.69	86.27	140.94
Less : Current Liabilities & Provisions			
Current Liabilities	535.77	494.87	557.56
Provisions	110.76	124.14	41.55
Total Funds Applied	1,955.29	1,683.95	1,761.49

