


1/3

## PRECISION PIPES AND PROFILES COMPANY LIMITED

### UNAUDITED FINANCIAL RESULTS FOR THE QUARTER ENDED 30TH SEPTEMBER, 2010

Sl. No.	Particulars	Quarter Ended	Quarter Ended	Half Year Ended	Half Year Ended	Year ended
		30.09.2010	30.09.2009	30.09.2010	30.09.2009	31.03.2010
		Unaudited	Unaudited	Unaudited	Unaudited	Audited
1 a)	Net Sales/Income from Operations	5035.37	4067.13	9314.75	7830.12	17048.21
b)	Other Operating Income	34.72	3.02	40.50	8.86	14.57
	<b>TOTAL INCOME</b>	<b>5070.09</b>	<b>4070.15</b>	<b>9355.25</b>	<b>7838.98</b>	<b>17062.78</b>
2	<b>Expenditure</b>					
a)	Increase/ decrease in Finished Stock	14.95	(45.47)	19.56	(53.72)	(33.76)
b)	Consumption of raw materials	2397.31	2160.00	4527.48	4112.71	8462.22
c)	Manufacturing & Other Operating Expenses	866.55	788.55	1713.61	1481.013	3118.52
d)	Employees Cost	89.30	68.64	191.23	145.97	304.73
e)	Other Expenditure	329.01	279.37	621.43	543.03	1350.69
	<b>TOTAL EXPENDITURE</b>	<b>3697.12</b>	<b>3251.09</b>	<b>7073.31</b>	<b>6229.00</b>	<b>13202.41</b>
3	Profit form Operation before Other Income & Interest & Depreciation.	1372.97	819.06	2281.94	1609.98	3860.37
4	Other Income	30.75	20.98	49.19	33.73	88.06
5	<b>Profit before Interest and Depreciation.</b>	<b>1403.72</b>	<b>840.04</b>	<b>2331.13</b>	<b>1643.71</b>	<b>3948.44</b>
6	Interest	29.11	92.99	74.38	191.33	369.99
7	Depreciation	400.84	358.25	788.34	719.76	1417.41
8	<b>Profit before Tax after Interest and Depreciation.</b>	<b>973.77</b>	<b>388.80</b>	<b>1468.42</b>	<b>732.62</b>	<b>2161.04</b>
9	Tax Expenses					
	- Provision for Current Tax	328.00	20.00	500.00	190	445.58
	- Provision for Wealth Tax	0.77	0.45	1.17	0.85	1.32
	- Provision for Deferred Tax Charge	(75.18)	159.36	(177.33)	105.73	355.73
10	<b>Net Profit after Tax (7-8)</b>	<b>720.18</b>	<b>208.99</b>	<b>1144.58</b>	<b>436.04</b>	<b>1358.41</b>
11	<b>PAID UP EQUITY SHARE CAPITAL</b>					
	(Face Value of Share Rs. 10/- each)	1400.00	1400.00	1400.00	1400.00	1400.00
12	Reserve(Excluding Revaluation Reserves) as per balance sheet of previous accounting year.	-	-	-	-	13439.67
13	<b>Earning Per Share (EPS)</b>					
a)	Basic and Diluted EPS before Extraordinary Items.	5.14	1.49	8.18	3.11	9.70
b)	Basic and Diluted EPS after Extraordinary Items.	5.14	1.49	8.18	3.11	9.70
14	<b>Public Shareholding</b>					
	- Number of Shares	5186907	5186907	5186907	5186907	5186907
	- % of share holding	37.05	37.05	37.05	37.05	37.05




2/3

:2:


15	Promoters and Promoter Group Shareholding					
a)	Pledged/Encumbered					
	No. of Shares	Nil	Nil	Nil	Nil	Nil
	% of Shares (as a % of the total Shareholding of Promoters as Promoter Group)	Nil	Nil	Nil	Nil	Nil
	% of Shares (as a % of the total shareholding of the Company)	Nil	Nil	Nil	Nil	Nil
b)	Non-Encumbered					
	No. of Shares	8813093	8813093	8813093	8813093	8813093
	% of Shares (as a % of the total Shareholding of Promoters as Promoter Group)	100.00	100.00	100.00	100.00	100.00
	% of Shares (as a % of the total shareholding of the Company)	62.95	62.95	62.95	62.95	62.95

## STATEMENT OF ASSETS &amp; LIABILITIES

Particulars	6 months ended (30/09/2010)	Corresponding 6 months ended in the previous year (30/09/2009)
	Audited/Unaudited	Audited/Unaudited
<b>SHAREHOLDERS' FUNDS :</b>		
a) Capital	1400.00	1400.00
b) Reserves and Surplus	14584.25	13007.06
LOAN FUNDS	1660.82	3698.33
DEFERRED TAX LIABILITY (NET)	703.45	630.78
<b>TOTAL</b>	<b>18348.52</b>	<b>18736.17</b>
<b>APPLICATION OF FUNDS</b>		
FIXED ASSETS	12229.35	12879.05
INVESTMENTS	599.93	2093.60
<b>CURRENT ASSETS, LOANS AND ADVANCES</b>		
a) Inventories	1728.82	1112.54
b) Sundry Debtors	1932.90	1656.25
c) Cash and Bank balances	643.81	223.42
d) Other current assets	Nil	Nil
e) Loans and Advances	3259.18	3267.40
Less : Current Liabilities and Provisions		
a) Liabilities	1325.32	1854.62
b) Provisions	909.17	956.50
MISCELLANEOUS EXPENDITURE (NOT WRITTEN OFF OR ADJUSTED)	189.02	315.03
PROFIT AND LOSS ACCOUNT	Nil	Nil
<b>TOTAL</b>	<b>18348.52</b>	<b>18736.17</b>



:3:

Notes :	
1	The above un audited Financial Results were reviewed by the Audit Committee and taken on record by the Board of Directors in their meeting held on 11th November, 2010.
2	The limited Review as required under clause 41 of Listing Agreement has been carried out by the Statutory Auditors of the Company.
3	Segment Reporting has not been given as one of the segments namely profiles for the constructions industry does not qualify the threshold limit as per AS 17.
4	Status of Investor Complaints: opening-0, Received during the quarter-03, resolved-03, Closing-00.
5	The figures have been regrouped /rearranged wherever required for the purpose of comparison.
 <p><b>PRECISION PIPES AND PROFILES CO. LTD.</b> DELHI S.C. JAIN (Executive Vice-Chairman)</p>	
<b>Place : New Delhi</b> <b>Date : 11<sup>th</sup> November, 2010</b>	