

**Segmentwise Revenue, Results and Capital Employed  
under Clause 41 of the Listing Agreement**


**Rs. In Lakhs**

	Three months ended 31st December		Nine months ended 31st December		Year Ended 31-03-2010 (Audited)
	2010 (Unaudited)	2009 (Unaudited)	2010 (Unaudited)	2009 (Unaudited)	
	<b>1 Segment Revenue</b>				
Steel Division	14627.08	10648.69	36914.89	31405.39	47359.44
Synthetic Division	3706.55	3543.48	10214.67	11914.79	16236.18
<b>Total</b>	<b>18333.63</b>	<b>14192.17</b>	<b>47129.55</b>	<b>43320.18</b>	<b>63595.62</b>
Less: Inter-segment Revenue	0.00	0.00	0.00	0.00	0.00
<b>Net Sales/Income from Operations</b>	<b>18333.63</b>	<b>14192.17</b>	<b>47129.55</b>	<b>43320.18</b>	<b>63595.62</b>
<b>2 Segment Results (Profit(+)/ Loss (-) before Interest and Tax</b>					
Steel Division	911.51	727.15	2553.53	1889.54	2834.65
Synthetic Division	239.17	137.60	751.42	583.27	662.71
Less:					
Interest and other un-allocable expenditure	854.40	568.03	2535.03	1807.30	2137.93
<b>Total Profit before Tax</b>	<b>296.28</b>	<b>296.72</b>	<b>769.92</b>	<b>665.51</b>	<b>1359.43</b>
<b>3 Capital Employed (Segment Assets- Segment Liabilities)</b>					
Steel Division	19932.09	12064.39	19932.09	12064.39	20172.02
Synthetic Division	5087.10	4864.14	5087.10	4864.14	9158.43
Other un-allocable assets net of un-allocable liabilities					
<b>Total</b>	<b>25019.19</b>	<b>16928.53</b>	<b>25019.19</b>	<b>16928.53</b>	<b>29330.45</b>

By Order of the Board

Place : Chennai  
Date : 27/01/2011

  
Sanjay Tulsyan  
Managing Director

  
Lalit Kumar Tulsyan  
Executive Chairman

**TULSYAN NEC LIMITED**  
Regd. Office: 61, Sembudoss Street,  
CHENNAI - 600 001

**CONSOLIDATED UNAUDITED FINANCIAL RESULTS FOR THE QUARTER ENDED 31st DECEMBER, 2010**

Rs. In Lakhs

Sl. No.	Particulars	Three Months ended		Nine Months ended		Year Ended 31-03-2010 (Audited)
		31st December		31st December		
		2010 (unaudited)	2009 (unaudited)	2010 (unaudited)	2009 (unaudited)*	
1	(a) Net Income from Operations	19336.15	14354.88	49354.98	43752.26	64799.65
	(b) Other Operating Income	0.00	0.00	0.00	0.00	0.00
2	Total Expenditure					
	a) Increase/Decrease in stock in trade	(2020.01)	(996.14)	(6324.44)	(2933.97)	(3463.30)
	b) Consumption of Raw Materials	14893.11	10711.70	38258.02	33780.69	47431.75
	c) Staff Cost	718.02	484.68	1886.77	1465.79	1950.51
	d) Power & Fuel	1574.81	1085.73	3915.87	2744.30	4305.89
	e) Excise Duty	1445.67	854.95	3830.06	2515.99	4170.91
	f) Other Expenditure	1262.83	1095.44	3559.26	2803.91	5998.66
	g) Depreciation	252.10	226.15	727.70	614.51	846.14
	Total [a-g]	18126.55	13462.51	45853.25	40991.22	61240.56
3	<b>Profit from Operations before Other Income, Interest &amp; Exceptional Items (1-2)</b>	<b>1209.60</b>	<b>892.37</b>	<b>3501.73</b>	<b>2761.04</b>	<b>3559.09</b>
4	Other Income	0.55	0.35	1.92	0.49	203.71
5	<b>Profit before Interest &amp; Exceptional Items (3+4)</b>	<b>1210.15</b>	<b>892.72</b>	<b>3503.65</b>	<b>2761.53</b>	<b>3762.80</b>
6	Interest	913.94	568.03	2721.63	1807.30	2172.06
7	<b>Profit after Interest but before Exceptional Items (5-6)</b>	<b>296.22</b>	<b>324.69</b>	<b>782.02</b>	<b>954.23</b>	<b>1590.74</b>
	Exceptional Items - Provision for Exchange Gain/Loss on FCLR	0.00	(4.94)	0.00	206.69	85.73
9	<b>Profit (+)/Loss (-) from ordinary Activities before tax (7-8)</b>	<b>296.22</b>	<b>329.63</b>	<b>782.02</b>	<b>747.54</b>	<b>1505.01</b>
10	Tax Expenses					
	Current Tax	95.00	80.00	239.00	165.00	386.62
	Deferred Tax	11.00	18.12	22.10	54.34	150.17
11	<b>Net Profit(+)/Loss(-) from Ordinary Activities after tax (9-10)</b>	<b>190.22</b>	<b>231.51</b>	<b>520.92</b>	<b>528.20</b>	<b>968.22</b>
12	Extraordinary Item	0.00	0.00	0.00	0.00	0.00
13	<b>Net Profit(+)/Loss(-) (11-12)</b>	<b>190.22</b>	<b>231.51</b>	<b>520.92</b>	<b>528.20</b>	<b>968.22</b>
14	Less : Minority Interest	0.01	0.04	0.02	0.11	2.48
15	<b>Profit for the Period</b>	<b>190.22</b>	<b>231.47</b>	<b>520.90</b>	<b>528.09</b>	<b>965.74</b>
16	Paid-up Equity Share Capital (Face Value Rs. 10/- each)	<b>500.00</b>	<b>500.00</b>	<b>500.00</b>	<b>500.00</b>	<b>500.00</b>
17	Earning per Share	3.80	4.63	10.42	10.56	19.31
18	Aggregate of Public Holding					
	- Number of Shares	1720300	1720300	1720300	1720300	1720300
	- Percentage of Shareholding	34.41	34.41	34.41	34.41	34.41
19	Promoters and Promoter Group Shareholding					
	a) Pledged/Encumbered					
	- Number of Shares	1037800	1037800	1037800	1037800	1037800
	- Percentage of Shares (as a % of the total shareholding of promoter and promoter group)	31.64	31.64	31.64	31.64	31.64
	- Percentage of Shares (as a % of the total share capital of the company)	20.76	20.76	20.76	20.76	20.76
	b) Non-encumbered					
	- Number of Shares	2241900	2241900	2241900	2241900	2241900
	- Percentage of Shares (as a % of the total shareholding of promoter and promoter group)	68.36	68.36	68.36	68.36	68.36
	- Percentage of Shares (as a % of the total share capital of the company)	44.84	44.84	44.84	44.84	44.84

- The above unaudited financial results, subject to Limited Review Report by statutory Auditors, were taken on record at the meeting of the Board of Directors held on 27th January, 2011
- Provision for tax liability for the current quarter was estimated as Rs.95.00 Lacs on the basis of AS22 "Accounting for Taxes on Income"
- Investor complaints pending at the beginning of the quarter - 5 and Complaints received during the quarter - 18, Complaints disposed off -23 and pending at the end of the quarter - NIL
- The unaudited financial results of the Subsidiary Companies M/s. Cosmic Global Limited and M/s. Chitrakoot Steel and Power P Limited have been included in the above Results. \*The details of M/s. Chitrakoot Steel and Power P Limited has not been included for the year 2009 as it has become subsidiary from December, 2009
- During this Quarter Wind Farms of the Company have generated 820860 units of Electricity which have been set off against the consumption of Steel Units in Tamil Nadu
- The Directors have considered the payment of Interim Dividend of 10% on equity shares of the Company, to the shareholders on the Register of Members as on 08/02/2011, being the Record Date. Date of Payment of Interim Dividend - 25/02/2011
- The ratio for the purposes of the Rights issue has been fixed at Two equity shares for every one share held by the shareholders as on the record date to be fixed at a later date by the Rights issue committee.
- Previous Quarter Figures have been regrouped/recasted wherever necessary to conform to current Quarter Figures

By order of the Board

Place: Chennai  
Date: 27th January, 2011

Sanjay Tulsyan  
Managing Director

Lalit Kumar Tulsyan  
Executive Chairman

**TULSYAN NEC LIMITED**

Regd. Office: 61, Sembudoss Street,  
CHENNAI - 600 001

**STANDALONE UNAUDITED FINANCIAL RESULTS FOR THE QUARTER ENDED 31st DECEMBER, 2010**

Rs. In Lakhs

Sl. No.	Particulars	Three Months ended 31st December		Nine Months ended 31st December		Year Ended 31-03-2010 (Audited)
		2010	2009	2010	2009	
		(unaudited)	(unaudited)	(unaudited)	(unaudited)	
1	(a) Net Income from Operations (b) Other Operating Income	18333.63 0.00	14191.81 0.00	47127.64 0.00	43319.69 0.00	63420.39 0.00
2	Total Expenditure a) Increase/Decrease in stock in trade b) Consumption of Raw Materials c) Staff Cost d) Power & Fuel e) Excise Duty f) Other Expenditure g) Depreciation Total (a-g)	(2122.90) 14485.16 516.15 1555.13 1382.02 1152.19 215.74 17183.51	(996.14) 10711.70 382.31 1083.23 854.95 1072.29 224.02 13332.36	(6478.40) 37310.67 1417.12 3866.31 3701.88 3360.20 646.81 43824.60	(2933.97) 33780.69 1188.77 2736.97 2515.99 2744.09 608.13 40640.67	(3252.80) 46672.77 1742.40 4262.13 4119.43 5655.29 813.33 60012.55
3	<b>Profit from Operations before Other Income, Interest &amp; Exceptional Items (1-2)</b>	<b>1150.12</b>	<b>859.45</b>	<b>3303.05</b>	<b>2679.02</b>	<b>3407.84</b>
4	Other Income	0.55	0.35	1.92	0.49	175.23
5	<b>Profit before Interest &amp; Exceptional Items (3+4)</b>	<b>1150.67</b>	<b>859.80</b>	<b>3304.97</b>	<b>2679.51</b>	<b>3583.07</b>
6	Interest	854.40	568.03	2535.03	1807.30	2137.92
7	<b>Profit after Interest but before Exceptional Items (5-6)</b>	<b>296.28</b>	<b>291.77</b>	<b>769.93</b>	<b>872.21</b>	<b>1445.15</b>
8	Exceptional Items - Provision for Exchange Gain/Loss on FCLR	0.00	(4.94)	0.00	206.69	85.73
9	<b>Profit (+)/Loss (-) from ordinary Activities before tax (7-8)</b>	<b>296.28</b>	<b>296.71</b>	<b>769.93</b>	<b>665.52</b>	<b>1359.42</b>
10	Tax Expenses Current Tax Deferred Tax	95.00 11.00	80.00 18.12	239.00 22.10	165.00 54.34	360.00 150.17
11	<b>Net Profit(+)/Loss(-) from Ordinary Activities after tax (9-10)</b>	<b>190.28</b>	<b>198.59</b>	<b>508.83</b>	<b>446.18</b>	<b>849.25</b>
12	Extraordinary Item	0.00	0.00	0.00	0.00	0.00
13	<b>Net Profit(+)/Loss(-) (11-12)</b>	<b>190.28</b>	<b>198.59</b>	<b>508.83</b>	<b>446.18</b>	<b>849.25</b>
14	Paid-up Equity Share Capital (Face Value Rs. 10/- each)	500.00	500.00	500.00	500.00	500.00
15	Reserves excluding Reval. Reserve					5716.24
16	Earning per Share (not to be annualised)	3.81	3.97	10.18	8.92	16.99
17	Aggregate of Public Holding - Number of Shares - Percentage of Shareholding	1720300 34.41	1720300 34.41	1720300 34.41	1720300 34.41	1720300 34.41
18	Promoters and Promoter Group Shareholding a) Pledged/Encumbered - Number of Shares - Percentage of Shares (as a % of the total shareholding of promoter and promoter - Percentage of Shares (as a % of the total share capital of the company) b) Non-encumbered - Number of Shares - Percentage of Shares (as a % of the total shareholding of promoter and promoter - Percentage of Shares (as a % of the total share capital of the company)	1037800 31.64 20.76 2241900 68.36 44.84	1037800 31.64 20.76 2241900 68.36 44.84	1037800 31.64 20.76 2241900 68.36 44.84	1037800 -31.64 20.76 2241900 68.36 44.84	1037800 31.64 20.76 2241900 68.36 44.84

1. The above unaudited financial results, subject to Limited Review Report by statutory Auditors, were taken on record at the meeting of the Board of Directors held on 27th January, 2011

2. Provision for tax liability for the current quarter was estimated as Rs. 95.00 Lacs on the basis of AS22 "Accounting for Taxes on Income"

3. Investor complaints pending at the beginning of the quarter - NIL and Complaints received during the quarter - 51, Complaints disposed off -50 and pending at the end of the quarter - 1

4. The unaudited financial results of the Subsidiary Companies M/s. Cosmic Global Limited and M/s. Chitrakoot Steel and Power P Limited have been included in Consolidated Financial Results

5. During this Quarter Wind Farms of the Company have generated 820860 units of Electricity which have been set off against the consumption of Steel Units in Tamil Nadu


6. The Directors have considered the payment of Interim Dividend of 10% on equity shares of the Company, to the shareholders on the Register of Members as on 08/02/2011, being the Record Date. Date of Payment of Interim Dividend - 25/02/2011


7. The ratio for the purposes of the Rights issue has been fixed at Two equity shares for every one share held by the shareholders as on the record date to be fixed at a later date by the Rights issue committee.

8. Previous Quarter Figures have been regrouped/recasted wherever necessary to conform to current Quarter Figures

By order of the Board

Place: Chennai  
Date: 27th January, 2011

  
Sanjay Tulsyan  
Managing Director

  
Lalit Kumar Tulsyan  
Executive Chairman