


LGB FORGE LTD

Regd. Office: 6/16/13, Krishnarayapuram Road, Ganapathy, Coimbatore - 641 006.


AUDITED FINANCIAL RESULTS FOR THE QUARTER ENDED 30th SEPTEMBER, 2011

(Rs. in Lakhs.)

Sl. No.	Particulars	Quarter Ended		Half Year Ended		Year Ended
		30.09.2011	30.09.2010	30.09.2011	30.09.2010	31.03.2011
		(Audited)	(Unaudited)	(Audited)	(Unaudited)	(Audited)
1	a) Net Sales / Income from Operations	3488.16	3338.38	6647.11	6379.31	12728.07
	b) Other Operating Income	-	-	-	-	-
	Total (a + b)	3488.16	3338.38	6647.11	6379.31	12728.07
2	Total Expenditure					
	a) (Increase) / Decrease in Stock of finished goods	1.57	2.72	(14.14)	(21.53)	(49.49)
	b) Consumption of raw materials and components	1711.20	1866.41	3357.91	3557.97	6775.08
	c) Purchase of Traded Goods	-	-	-	-	-
	d) Employees Cost	283.82	271.07	575.44	492.06	1004.91
	e) Depreciation	254.34	266.13	506.56	530.64	1052.24
	f) Other Expenditure	1060.63	1062.67	2028.24	2126.13	4321.26
	g) Total (a) to (f)	3311.56	3469.00	6453.91	6685.27	13104.00
3	Profit/(Loss) from Operations before Other Income, Interest, Exceptional Items and Taxes (1 - 2)	176.60	(130.62)	193.20	(305.96)	(375.93)
4	Other Income	68.98	4.62	75.40	8.28	14.56
5	Profit /(Loss) before Interest, Exceptional Items and Taxes (3+4)	245.58	(126.00)	268.60	(297.68)	(361.37)
6	Interest	262.89	236.49	514.03	452.90	1031.58
7	Profit (+) / Loss (-) after Interest but before Exceptional Items and Taxes (5 - 6)	(17.31)	(362.49)	(245.43)	(750.58)	(1392.95)
8	Exceptional Items	0.00	530.64	0.00	530.64	530.64
9	Profit (+) / Loss (-) from Ordinary Activities before tax (7 + 8)	(17.31)	168.15	(245.43)	(219.94)	(862.31)
10	Tax expense					
	Current Tax	-	-	-	-	-
	Deferred Tax	-	-	-	-	-
11	Net Profit (+) / Loss (-) from Ordinary Activities after tax(9-10)	(17.31)	168.15	(245.43)	(219.94)	(862.31)
12	Exordinary Items (Net of Tax Expenses) Rs.	-	-	-	-	-
13	Net Profit (+) / Loss (-) for the period, after tax (11-12)	(17.31)	168.15	(245.43)	(219.94)	(862.31)




14	Paid up Equity Share Capital (Face Value Re.1/-)	1000.01	1000.01	1000.01	1000.01	1000.01
15	Reserves excluding revaluation reserves as per balance sheet of Previous accounting year	-	-	-	-	(441.85)
16	Earning per share (EPS) (Rs.)					
	a) Basic and diluted EPS before Extraordinary items for the period (not to be annualised) Rs.	(0.02)	0.17	(0.25)	(0.22)	(0.86)
	b) Basic and diluted EPS after Extraordinary items for the period (not to be annualised) Rs.	(0.02)	0.17	(0.25)	(0.22)	(0.86)
17	Public Shareholding					
	No. of Shares	44620620	44612261			44620620
	Percentage of Shareholdings	44.62%	44.61%			44.62%
18	Promoters and Promoter group Shareholding:					
	a) Pledged / Encumbered					
	No. of shares	-	-			-
	Percentage of Shares (As a percentage of the total shareholding of the promoter and promoter group)	0.00%	0.00%			0.00%
	(As a percentage of the total share capital of the Company)	0.00%	0.00%			0.00%
	b) Non-Encumbered					
	No. of shares	55380414	55388773			55380414
	Percentage of Shares (As a percentage of the total shareholding of the promoter and promoter group)	100.00%	100.00%			100.00%
	(As a percentage of the total share capital of the Company)	55.38%	55.39%			55.38%



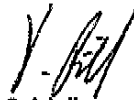
(Rs. in Lakhs)

SLNo.	Particulars	As at	As at	As at
		30.09.2011 (Audited)	30.09.2010 (Unaudited)	31.03.2011 (Audited)
A	SOURCES OF FUNDS			
	Shareholders' Funds			
	(a) Share Capital	1000.01	1000.01	1000.01
	(b) Reserves and Surplus	2898.85	2898.85	2898.85
	Loan Funds	7308.97	7787.07	7106.15
	Total	11207.83	11685.93	11005.01
B	APPLICATION OF FUNDS			
	Fixed Assets	4723.80	5533.30	5060.20
	Current Assets, Loans and Advances			
	(a) Inventories	1704.01	1837.17	1857.16
	(b) Sundry Debtors	3211.45	3575.51	2504.07
	(c) Cash and Bank Balances	38.79	61.39	44.40
	(d) Loans and Advances	354.77	486.48	408.37
	Less: Current Liabilities and Provisions			
	(a) Current Liabilities	2376.04	2465.11	2172.32
	(b) Provisions	35.08	41.13	37.57
	Net Current Assets	2897.90	3454.31	2604.11
	Miscellaneous Expenditure (Not written off or adjusted)	3586.13	2698.32	3340.70
	Total	11207.83	11685.93	11005.01



Notes:

- 1 The above financial results of the Company have been reviewed by the Audit committee and approved by the Board of Directors at their meeting held on 31st October, 2011.
- 2 The Company has only reportable business segment namely Manufacture of Forged & Machined Components.
- 3 During the current Quarter no investor complaint was received and there was no investor complaint pending at the beginning or at the end of the quarter.
- 4 Previous year/period's figures have been regrouped/rearranged wherever necessary.
- 5 The Shareholders approved further issue of equity shares of Re.1/- each of Rs.2.75 (Including a premium of Rs. 1.75 Per share) on Rights Basis in the ratio of 1 : 2 in the Extra Ordinary General Meeting held on 29.10.2011.
- 6 Disclosures of Balance Sheet items as per clause 41 of the listing agreement

Date: 31.10.2011**Place: Coimbatore****By Order of the Board****LGB Forge Limited****V. Rajvirhan,****Executive Director.**