

Melstar Information Technologies Limited

Regd. Office: Melstar House, G4, MIDC Cross Road A, Andheri (E), Mumbai- 400 093

Unaudited financial results for the quarter and nine months ended December 31, 2010

(Rs. in Lakhs)

Particulars	Standalone				
	Quarter ended December 31		Nine months ended December 31		Year ended March 31
	2010 (Unaudited)	2009 (Unaudited)	2010 (Unaudited)	2009 (Unaudited)	2010 (Audited)
1 a) Net Sales/ Income from Operations	657.12	523.24	1,868.35	1,429.96	1,949.10
b) Other Operating Income	6.31	1.70	9.11	3.88	18.11
Total	663.43	524.94	1,877.46	1,433.84	1,967.21
2 Expenditure					
a) Employees Cost	498.97	423.84	1,495.47	1,162.68	1,622.20
b) Software Development Expenses	23.94	36.39	65.59	173.04	188.54
c) Depreciation and Amortisation	21.79	23.80	65.01	69.64	92.87
d) Other Expenditure	62.61	120.47	180.89	272.26	414.80
Total	607.31	604.50	1,806.96	1,677.62	2,318.41
3 Profit/(Loss) from Operations before Other Income and Interest	56.12	(79.56)	70.50	(243.78)	(351.20)
4 Other Income	24.24	16.99	72.71	47.71	72.08
5 Profit/ (Loss) before Interest	80.36	(62.57)	143.21	(196.07)	(279.12)
6 Interest	12.31	14.39	38.84	36.32	49.58
7 Profit/ (Loss) from Ordinary Activities before tax	68.05	(76.96)	104.37	(232.39)	(328.70)
8 Tax expense	-	-	-	-	(0.50)
9 Income Tax Earlier Years (Net)	-	1.09	-	31.08	31.08
10 Net Profit/(Loss) from Ordinary Activities After Tax For The Period/ Year	68.05	(75.87)	104.37	(201.31)	(298.12)
11 Paid-up Equity Share Capital (Face Value Rs.10/- per share)	1,428.31	1,428.31	1,428.31	1,428.31	1,428.31
12 Reserves excluding revaluation reserve (net of debit balance in Profit and Loss Account of Rs.373.58 Lakhs)	-	-	-	-	(351.23)
13 Earnings Per Share (EPS)					
Basic and Diluted EPS for the Period/ Year (Rs.) (not annualised)	0.48	(0.53)	0.73	(1.41)	(2.09)
14 Public Shareholding					
- Number of shares	7,141,668	7,199,597	7,141,668	7,199,597	7,199,597
- Percentage of shareholding	50.00	50.41	50.00	50.41	50.41
15 Promoters and Promoter group Shareholding:					
a) Pledged/ Encumbered					
- Number of shares	-	-	-	-	2,260,000
- Percentage of shares (as a % of the total shareholding of promoter and promoter group)	-	-	-	-	31.90
- Percentage of shares (as a % of the total share capital of the Company)	-	-	-	-	15.82
b) Non-encumbered					
- Number of shares	7,141,471	7,083,542	7,141,471	7,083,542	4,823,542
- Percentage of shares (as a % of the total shareholding of promoter and promoter group)	100.00	100.00	100.00	100.00	68.10
- Percentage of shares (as a % of the total share capital of the Company)	50.00	49.59	50.00	49.59	33.77

For Melstar Information Technologies Limited

Yashvardhan Birla
 (Yashvardhan Birla)
 Chairman



Place: Mumbai

Date: February 08, 2011

Melstar Information Technologies Limited

Regd. Office: Melstar House, G4, MIDC Cross Road A, Andheri (E), Mumbai- 400 093

2/3

Segment-wise revenue, results and capital employed for the quarter and nine months ended December 31, 2010


(Rs. in Lakhs)

Sr No	Particulars	Standalone				
		Quarter ended December 31		Nine months ended December 31		Year ended March 31
		2010 (Unaudited)	2009 (Unaudited)	2010 (Unaudited)	2009 (Unaudited)	2010 (Audited)
1	Segment Revenue					
	(a) Asia-Pacific	636.93	502.24	1,803.47	1,325.32	1,832.60
	(b) USA	26.50	22.70	73.99	108.52	134.61
	(c) Others	-	-	-	-	-
	Total	663.43	524.94	1,877.46	1,433.84	1,967.21
	Less: Inter-segment Revenue	-	-	-	-	-
	Total Segment Revenue	663.43	524.94	1,877.46	1,433.84	1,967.21
2	Segment results (Profit/(Loss) before tax and interest)					
	(a) Asia-Pacific	79.16	17.10	135.46	(50.89)	(143.24)
	(b) USA	0.81	(3.36)	6.96	(17.07)	(39.78)
	(c) Others	0.01	(0.49)	(0.10)	(0.49)	(6.76)
	Total	79.98	13.25	142.32	(68.45)	(189.78)
	Less: Interest	12.31	14.39	38.84	36.32	49.58
	Less: Un-allocated Expenses net of unallocable income	(0.38)	75.82	(0.89)	127.62	89.34
	Profit/(Loss) before tax	68.05	(76.96)	104.37	(232.39)	(328.70)
	Tax expenses	-	-	-	-	(0.50)
	Income Tax Earlier Years (Net)	-	1.09	-	31.08	31.08
	Profit/ (Loss) after tax	68.05	(75.87)	104.37	(201.31)	(298.12)
3	Capital employed					
	(Segment Assets less Segment Liabilities)					
	(a) Asia-Pacific	753.50	731.99	753.50	731.99	827.78
	(b) USA	1.30	32.80	1.30	32.80	(3.46)
	(c) Others	(16.19)	(12.90)	(16.19)	(12.90)	(15.81)
	(d) Un-allocated	442.42	418.30	442.42	418.30	268.57
	Total	1,181.03	1,170.19	1,181.03	1,170.19	1,077.08


Notes:-

- (a) The Company has identified geographical segments as primary segment, having regard to the organizational structure, location of customers, internal financial reporting systems and differing risks and returns.
(b) The segments are Asia Pacific, USA and others.
- Unallocated assets represent Fixed and other assets, which are not identifiable to any of the reportable segments as the same are used interchangeably between segments.

For Melstar Information Technologies Limited



(Yashovardhan Birla)
Chairman



Place: Mumbai

Date: February 08, 2011

3/3

MELSTAR INFORMATION TECHNOLOGIES LTD.

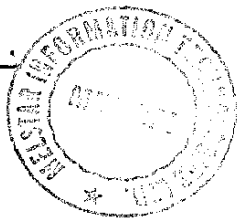
NOTES:

1. The aforesaid unaudited results were reviewed by the Audit Committee and were taken on record by the Board at its meeting held on February 08, 2011.
2. In view of brought forward tax losses/unabsorbed depreciation and accumulated book losses/depreciation, no provision for income tax has been made for the quarter.
3. The figures of the previous period / year have been regrouped/ reclassified wherever necessary to conform to current period's classification.
4. Number of investor complaints during the quarter ended 31st December 2010:
Opening: Nil Received: Nil, Disposed off: Nil, Pending: Nil.
5. The Statutory Auditors have carried out Limited Review of these standalone unaudited financial results.

For Melstar Information Technologies Limited



**(Yashovardhan Birla)
Chairman**



Place: Mumbai

Date: February 08, 2011