


**BF UTILITIES LIMITED**  
 Regd. Office : Mundhwa, Pune Cantonment, Pune 411 036  
**UNAUDITED FINANCIAL RESULTS (PROVISIONAL)**  
**FOR THE QUARTER ENDED 31ST MARCH, 2011 ..**

Rs. In Lakhs

Sr.	Particulars	3 Months	Corresponding	Year to date	Year to date	Previous
		ended 31st March, 2011	3 Months ended in previous year 31st March, 2010	figures for the Current period ended 31st March 2011	figures for the Previous period ended 31st March 2010	Accounting Year Ended 30th Sept., 2010
		(Unaudited)	(Unaudited)	(Unaudited)	(Unaudited)	(Audited)
1(a)	Net Sales / Income from Operations	192.48	103.35	356.30	382.38	1,745.84
(b)	Other Operating Income	-	-	-	-	-
	Total Income	192.48	103.35	356.30	382.38	1,745.84
2	Expenditure					
a	Increase / Decrease in stock in trade and work in progress	NA	NA	NA	NA	NA
b	Consumption of raw materials	NA	NA	NA	NA	NA
c	Purchase of traded goods	NA	NA	NA	NA	NA
d	Employees cost	15.21	16.22	30.11	72.34	184.82
e	Depreciation	150.11	150.45	304.81	305.52	609.77
f	Other Expenditure					
	Operation, Maintenance of Wind Mills	141.83	73.38	305.83	150.07	406.95
	Administrative and other Expenses	41.43	42.50	96.18	102.05	283.88
	Legal & Professional Charges	48.42	52.26	73.90	71.98	173.98
	Total	397.00	334.81	810.83	701.96	1,659.40
3	Profit (+) / Loss (-) from operations before Other Income, Interest & Exceptional Items (1-2)	(204.52)	(231.46)	(454.53)	(319.58)	86.44
4	Other Income	0.52	2.00	0.52	4.89	19.79
5	Profit (+) / Loss (-) before Interest & Exceptional Items (3+4)	(204.00)	(229.46)	(454.01)	(314.69)	106.23
6	Interest & Financial Charges	78.45	56.77	114.08	126.67	200.85
7	Profit (+) / Loss (-) after Interest but before Exceptional Items (5-6)	(282.45)	(286.23)	(568.09)	(441.36)	(94.62)
8	Exceptional items					
	Power, retrospective rate adjustments	-	128.45	-	128.45	128.45
	Pre-operative expenses pending allocation written off	-	90.95	-	90.95	90.95
9	Profit(+)/ Loss(-) from Ordinary Activities before tax, (7+8)	(282.45)	(505.63)	(568.09)	(660.76)	(314.02)
10	Tax expenses	-	-	-	-	98.53
11	Net Profit (+) / Loss (-) from Ordinary Activities after tax (9-10)	(282.45)	(505.63)	(568.09)	(660.76)	(412.55)
12	Extra Ordinary Items	-	-	-	-	-
13	Adjustment in respect of previous year : Expenses / Taxation	10.40	(1.63)	10.40	(1.63)	(68.01)
14	Net Profit (+) / Loss (-) for the period (11-12-13)	(292.85)	(504.00)	(578.49)	(659.13)	(344.54)
15	Paid up equity share capital (Face Value of Rs.5/- each)	1,883.38	1,883.38	1,883.38	1,883.38	1,883.38
16	Reserves excluding revaluation reserves as per balance sheet of previous accounting year					3,730.18
17	Earning Per Share (EPS)					
	Basic and diluted EPS	(0.78)	(1.34)	(1.54)	(1.75)	(0.91)
18	Public Share holding					
	Number of shares	12,746,653	12,771,744	12,746,853	12,771,744	12,781,744
	Percentage of shareholding	33.84%	33.91%	33.84%	33.91%	33.93%
19	Promoters and Promoter group					
	Shareholding					
a	Pledged / Encumbered					
	Number of Shares	NIL	NIL	NIL	NIL	1,680,000
	Percentage of Shares (as a % of the total shareholding of promoter and promoter group)	NIL	NIL	NIL	NIL	6.75%
	Percentage of Shares (as a % of the total share capital of the company)	NIL	NIL	NIL	NIL	4.47%
b	Non-encumbered					
	Number of Shares	24,920,975	24,895,884	24,920,975	24,895,884	23,205,884
	Percentage of Shares (as a % of the total shareholding of promoter and promoter group)	100.00%	100.00%	100.00%	100.00%	93.25%
	Percentage of Shares (as a % of the total share capital of the company)	66.16%	66.09%	66.16%	66.09%	61.50%

**For BF UTILITIES LIMITED**

  
**DIRECTOR**

W/D

## BF UTILITIES LIMITED

SEGMENT WISE REVENUE, RESULTS AND CAPITAL EMPLOYED FOR THE QUARTER ENDED  
31ST MARCH, 2011.


Rs. in Lakhs

Sr. No.	Particulars	3 Months ended 31st March, 2011	Corresponding 3 Months ended in previous year 31st March, 2010	Year to date figures for the Current period ended 31st March 2011	Year to date figures for the Previous period ended 31st March 2010	Previous Accounting Year Ended 30th Sept. 2010
		(Unaudited)	(Unaudited)	(Unaudited)	(Unaudited)	(Audited)
<b>1</b>	<b>Segment Revenue</b>					
	a. Wind Mills	193.00	105.35	356.82	387.27	1,764.24
	b. Infrastructure	193.00	105.35	356.82	387.27	1,764.24
	<b>Total</b>					
	Less : Inter segment revenue					
	<b>Net Revenue</b>	<b>193.00</b>	<b>105.35</b>	<b>356.82</b>	<b>387.27</b>	<b>1,764.24</b>
<b>2</b>	<b>Segment results</b>					
	Profit / (Loss) (before tax and interest from each segment)					
	a. Wind Mills	(162.33)	(192.38)	(373.19)	(272.21)	236.29
	b. Infrastructure	(34.30)	(32.44)	(64.70)	(35.88)	(74.47)
	<b>Total</b>	<b>(196.63)</b>	<b>(224.82)</b>	<b>(437.89)</b>	<b>(308.09)</b>	<b>161.82</b>
	Less : i) Interest	78.45	56.77	114.08	126.67	200.85
	ii) Other unallocable expenditure net off unallocable income	7.37	4.64	16.12	6.60	55.59
	<b>Total Profit / (Loss) before tax</b>	<b>(282.45)</b>	<b>(286.23)</b>	<b>(568.09)</b>	<b>(441.36)</b>	<b>(94.62)</b>
	Exceptional items					
	Power, retrospective rate adjustments		128.45		128.45	128.45
	Pre-operative expenses pending allocation written off		90.95		90.95	90.95
	<b>Capital Employed</b>	<b>(282.45)</b>	<b>(505.63)</b>	<b>(568.09)</b>	<b>(660.76)</b>	<b>(314.02)</b>
<b>3</b>	<b>Capital Employed</b>					
	(Segment Assets - Segment Liabilities)					
	a. Wind Mills	2,408.93	3,950.13	2,408.93	3,950.13	2,338.00
	b. Infrastructure	14,064.10	12,864.10	14,064.10	12,864.10	14,064.10
	c. Unallocable	19.37	(859.84)	19.37	(859.84)	10.30
	<b>Total</b>	<b>16,492.40</b>	<b>15,954.39</b>	<b>16,492.40</b>	<b>15,954.39</b>	<b>16,412.40</b>

For BF UTILITIES LIMITED

Pune : PUNE  
Date : 11th May 2011

60


  
DIRECTOR  
B. B. HATTARKI

**BF UTILITIES LIMITED**  
**Statement of Assets and Liabilities**

(Rs. In Lakhs)

Particulars	6 Months ended 31/03/2011	Corresponding 6 Months ended in the previous year 31/03/2010
<b>SHAREHOLDERS' FUNDS :</b>		
(a) Capital	1,883.38	1,883.38
(b) Reserves and Surplus	3,151.69	3,415.58
<b>LOAN FUNDS</b>	11,159.58	10,451.20
<b>DEFERRED TAX LAIBILITY (NET)</b>	297.75	204.23
<b>TOTAL</b>	<b>16,492.40</b>	<b>15,954.39</b>
<b>FIXED ASSETS</b>	5,304.65	5,915.02
<b>INVESTMENTS</b>	10,364.10	10,604.11
<b>CURRENT ASETS, LOANS AND ADVANCES</b>		
(a) Inventories	-	-
(b) Sundry Debtors	-	124.92
(c) Cash and Bank balances	49.80	270.39
(d) Other current assets	978.19	318.39
(e) Loans and Advances	4,131.70	2,979.28
<b>Less : CURRENT LIABILITIES AND PROVISIONS</b>		
(a) Liabilities	3,137.40	3,138.49
(b) Provisions	1,198.64	1,119.23
<b>MISCELLANEOUS EXPENDITURE (NOT WRITTEN OFF OR ADJUSTED)</b>	-	-
<b>PROFIT AND LOSS ACCOUNT</b>	-	-
<b>TOTAL</b>	<b>16,492.40</b>	<b>15,954.39</b>

For BF Utilities Limited

Place : PUNE  
Date : 11th May, 2011



Director


**B. B. MATTARKI**

80

## Notes :

1. Power generation business is subject to seasonal variations in winds, hence the results of the quarter do not necessarily indicate trend for full years' performance.
2. During the quarter, 2 investor complaints were received and resolved. There was no investor complaint pending for redressal at the beginning and end of the quarter.
3. The above results have been reviewed by the Audit Committee, approved by the Board of Directors of the Company at its meeting held on 11<sup>th</sup> May, 2011 and have been subjected to Limited Review by the auditors.
4. Previous year / periods figures are regrouped / restated wherever necessary to make them comparable with those of Current period.

FOR BF UTILITIES LIMITED

DIRECTOR  
B. R. HATTARKI

Pune

Dated : 11<sup>th</sup> May, 2011