

VIMTA LABS LIMITED
AUDITED FINANCIAL RESULTS FOR THE YEAR ENDED 31ST MARCH, 2011

(Rs. In lakhs)

Particulars	Quarter ended		Year ended	
	31.03.2011	31.03.2010	31.03.2011	31.03.2010
	Audited	Audited	Audited	Audited
	(1)	(2)	(3)	(4)
1.(a) Net Sales / Income from operations	2486.87	2177.17	9570.13	8680.20
(b) Other Operating Income	0.00	0.00	0.00	0.00
2.Expenditure				
a. Increase/decrease in stock in trade and work in progress	31.50	-379.02	-356.11	-329.21
b. Consumption of raw materials	530.38	439.46	1916.47	1956.42
c. Purchase of traded goods	0	0	0	0
d. Employees cost	773.67	588.23	2694.90	2034.03
e. Depreciation	410.71	264.51	1652.92	1393.01
f. Other expenditure	1049.43	927.78	3932.29	3117.59
g.Total	2795.69	1840.96	9840.47	8171.84
3.Profit from Operations before Other Income, Interest and exceptional items (1-2)	-308.82	336.21	-270.34	508.36
4.Other Income	6.16	70.57	33.70	161.36
5.Profit before interest and exceptional items (3+4)	-302.66	406.78	-236.64	669.72
6. Interest	135.10	56.34	301.98	262.43
7.Profit after interest but before exceptional items (5-6)	-437.76	350.44	-538.62	407.29
8.Exceptional items	0	0	0.00	0.00
9.Profit(+)/Loss(-) from Ordinary activities before tax (7+8)	-437.76	350.44	-538.62	407.29
10.Tax expense	98.96	111.66	72.11	141.43
11.Net Profit (+)/Loss(-) from Ordinary activities after tax (9-10)	-338.80	238.78	-466.51	265.86
12.Extraordinary items (net of tax expenses)	0.00	0.00	0.00	0.00
13.Net profit for the period (11-12)	-338.80	238.78	-466.51	265.86
14. Paid-up equity share capital (Face value of the share Rs.2/-each)	442.16	442.16	442.16	442.16
15. Reserve excluding Revaluation Reserves as per balance sheet of previous accounting year			12060.44	12630.07
16. Earnings Per Share (EPS)	Rs.(1.53/-)	Rs.1/-	Rs.(-2)/-	Rs.1/-
a) Basic and diluted EPS before Extraordinary items for the period, for the year to date and for the previous year (not to be annualized)				
b) Basic and diluted EPS after Extraordinary items for the period, for the year to date and for the previous year (not to be annualized)	Rs.(1.53/-)	Rs.1/-	Rs.(-2)/-	Rs.1/-
17. Public Shareholding				
- No. of shares	13965824	13966024	13965824	13966024
- Percentage of shareholding	63.17	63.17	63.17	63.17
18. Promoters and promoter group shareholding				
a) Pledged/Encumbered				
- Number of shares	---	---	---	---
- Percentage of shares (as a % of the total shareholding of promoter and promoter group)	---	---	---	---
- Percentage of shares (as a % of the total sharecapital of the company)	---	---	---	---
b) Non-encumbered				
- Number of Shares	8141986	8141786	8141986	8141786
- Percentage of shares (as a % of the total shareholding of promoter and promoter group)	100	100	100	100
- Percentage of shares (as a % of the total sharecapital of the company)	36.83	36.83	36.83	36.83

Notes :


- The above audited financial results were reviewed by Audit Committee and were taken on record by the Board of Directors at its meeting held on May 13, 2011.
- The board has recommended a dividend of Rs.0.40/- per equity share of Rs.2/- each aggregating Rs.88,43,124/- lakhs subject to approval of members at the ensuing Annual General Meeting.
- The business of the company falls under a single segment i.e. "Contract Research & Testing" for the purpose of Accounting standard -17 referred to in Section 211(3C) of the Companies Act, 1956.
- Investors compliances : Pending at the beginning of the quarter : Nil; Received during the quarter : Nil; Pending compliances : Nil

VIMTA LABS LIMITED

Regd. Office : 142, IDA Phase II, Cherlapally, Hyderabad - 500 051, India. © : 91-40-2726 4141, 2726 4444. Fax : 91-40-2726 3657

Life Sciences Facility : 5, Alexandria Knowledge Park, Genome Valley, Hyderabad - 500 078, India. © : 91-40-67404040

E-mail : vimtahq@vimta.com URL : www.vimta.com

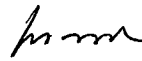


5. Statement of assets and liabilities as at 31.03.2011 and 31.03.2010


Particulars	(Rs. In lakhs)	
	As at 31.03.2011	As at 31.03.2010
	(Audited)	
SHAREHOLDERS' FUNDS:		
(a) Capital	442.16	442.16
(b) Reserves and Surplus	12060.44	12630.07
LOAN FUNDS		
Secured Loans	2526.52	2739.95
Deferred Tax Liability	169.04	241.14
TOTAL	15198.16	16053.32
FIXED ASSETS	11795.83	13148.05
CURRENT ASSETS, LOANS AND ADVANCES		
(a) Inventories	1971.51	1575.87
(b) Sundry Debtors	2887.06	2310.39
(c) Cash and Bank balances	140.17	236.67
(d) Other current assets	8.07	14.78
(e) Loans and Advances	851.23	858.04
	5858.04	4995.75
Less: Current Liabilities and Provisions		
(a) Liabilities	2185.72	1851.44
(b) Provisions	269.99	279.23
MISCELLANEOUS EXPENDITURE (to the extent not written off or adjusted)	0	40.19
PROFIT AND LOSS ACCOUNT	0.00	0.00
TOTAL	15198.16	16053.32

6. The figures for the previous period have been regrouped wherever necessary to confirm the current year's classification.

For Vimta Labs Limited



Dr. S P Vasireddi
Chairman & Managing Director



Place : Hyderabad
Date : 13.05.2011

VIMTA LABS LIMITED

Regd. Office : 142, IDA Phase II, Cherlapally, Hyderabad - 500 051, India. © : 91-40-2726 4141, 2726 4444. Fax : 91-40-2726 3657

Life Sciences Facility : 5, Alexandria Knowledge Park, Genome Valley, Hyderabad - 500 078, India. © : 91-40-67404040

E-mail : vimtahq@vimta.com URL : www.vimta.com