


Confidence Trading Company Limited



Regd. Off.: 9, Botawala Building, 3rd Floor, 11/13, Horniman Circle, Fort, Mumbai 400 001
BSE SCRIP CODE : 504340

AUDITED FINANCIAL RESULTS FOR THE YEAR ENDED 31.03.2012						
(Rs. In Lacs)						
Sl.No	PARTICULARS	For the Quarter Ended			For the Year ended	
		31.03.2012	31.12.2011	31.03.2011	31.03.2012	31.03.2011
		Audited	Unaudited	Audited	Audited	Audited
PART-I		Refer Note:-2		Refer Note:-2		
	Income					
	Income from Operation	0	0	-	0	239.59
	Other Income	34.69	30.78	176.09	89.51	176.09
	Total Income	34.69	30.78	176.09	89.51	415.68
	Expenditure					
	Operating cost	0	0	-	0	234.52
	Operating Profit before Dep. & Tax	34.69	30.78	176.09	89.51	181.16
	Employee Cost	8.06	5.01	0.45	21.93	1.8
	Depreciation	0.03	0	-	0.03	0
	Other Expenditure	15.46	2.53	132.74	23.59	133.57
	Profit before Taxation	11.14	23.24	42.90	43.96	45.79
	Provision for Tax, Deferred Tax	0	0	9.53	0	9.53
	Net Profit / Loss	11.14	23.24	33.37	43.96	36.26
	Paid-up Equity Share Capital, FV Rs. 10/-	1025.00	1025.00	5.00	1025.00	5.00
	Reserves excluding Revaluation Reserve as per balance sheet of Previous accounting Year.					
	Earning Per share (EPS) in Rs.					
	(a) Basic and diluted EPS before Extraordinary Items for the period for the year to date and for the previous year (not to be annualized)	0.11	0.23	66.74	0.43	72.52
	(b) Basic and diluted EPS after Extraordinary items for the period for the year to date and for the previous year (not to be annualised)	0.11	0.23	66.74	0.43	72.52
PART-II						
A PARTICULARS OF SHAREHOLDINGS						
1	Aggregate of Public Share-holding					
	(a) No. of Shares	10067500	10067500	13,500	10067500	13500
	(b) Percentage of Holding	98.22%	98.22%	27.00%	98.22%	27.00%
2	Promoters and Promoter Group share holding					
	(a) Pledged/Encumbered					
	-Number of shares	Nil	Nil	Nil	Nil	Nil
	-Percentage of shareholding (as a % of the total shareholding of promoter & promoter group)	Nil	Nil	Nil	Nil	Nil
	-Percentage of shareholding (as a % of the total sharecapital of the company)	Nil	Nil	Nil	Nil	Nil
	(b) Non-encumbered					
	-Number of shares	182500	182500	38,500	182500	38500
	-Percentage of shareholding (as a % of the total shareholding of promoter & promoter group)	100%	100%	100%	100%	100%
	-Percentage of shareholding (as a % of the total sharecapital of the company)	1.78%	1.78%	73.00%	1.78%	73.00%
B Investor Compliants		3 months ended 31.03.2012				
	Pending at the Beginning of the Quarter	Nil				
	Received during the quarter	Nil				
	Disposed of during the quarter	Nil				
	Remaining unresolved at the end of the quarter	Nil				

For CONFIDENCE TRADING COMPANY LIMITED



[Signature]
Authorized Signatory/Director

Statement of Assets & Liabilities		(Rs. In Lacs)	
PARTICULARS		31/03/2012	31/03/2011
A EQUITY AND LIABILITIES			
1	Shareholders fund		
	(a) Share capital	1,025.00	5.00
	(b) Reserve & Surplus	544.77	20.82
	(c) Money raised against share warrants	-	-
	Sub-total- Shareholders' Funds	1,569.77	25.82
2	Share application money pending allotment	-	-
3	Minority Interest*	-	-
4	Non-current Liabilities		
	(a) Long-term borrowings	-	-
	(b) Deferred Tax Liabilities	-	-
	(c) other Long-term Liabilities	-	-
	(d) Long Term provisions	-	-
	Sub-total- Non-current Liabilities	-	-
5	Current Liabilities		
	(a) Short term borrowings	-	8.55
	(b) Trade Payables	-	47.68
	(c) Other current Liabilities	15.37	15.68
	(d) Short-term provisions	8.30	27.83
	Sub-total- Current Liabilities	23.67	99.74
	TOTAL - EQUITY AND LIABILITIES	1,593.44	125.56
B ASSETS			
1	Non-current assets		
	(a) Fixed asstes	0.37	-
	(b) Non-current investments	-	-
	(c) Deferred tax asstes (net)	-	-
	(d) Long-term loans and advances	1,474.97	-
	(e) Other non-current asstes	1.25	-
	Sub-total-Non-current assets	1,476.69	-
2	Current assets		
	(a) Current investments	-	-
	(b) Inventories	8.04	-
	(c) Trade recievables	-	-
	(d) Cash and cash equivalents	3.79	90.10
	(e) Short- term loans and advances	92.00	-
	(f) Other current assets	13.02	35.48
	Sub-total-Current assets	116.85	125.56
	TOTAL-ASSETS	1,593.44	125.56
Notes:			
1) The Above Results have Been Reviewed By the Audit Committee and approved By the Board Of Directors in their Meeting held on 31.05.2012 and approved by Statutory Auditors.			
2) The Figure Of Last Quarter for the current Year and for the previous year are the Balancing Figure between audited figures in respect of the full financial year ended 31st March and the Unaudited published Year-to-Date figures up to the third Quarter ended 31st December, which were subjected to Limited Review.			
3) This Result is available on our Website www.ctcl.co.in			
4) The figure for the previous quarter/year have been re-grouped/ re-classified/ re-stated wherever necessary to confirm to the presentation requirement in terms of the format as per revised schedule VI under the Companies Act, 1956			
5) The Company has Single Reportable Segment as Defined in Accounting Standard 17, Therefore Segment Reporting is not Applicable to the Company			
Place :	Mumbai	 For Confidence Trading Company Limited  MANOJ JAIN Director	
Date :	31.05.2012		