

## ENERGY DEVELOPMENT COMPANY LIMITED

Regd. Office : Village - Hulugunda, Taluka - Somawarpet, Dist - Kodagu, Karnataka - 571233

PART I :

## Statement of Standalone &amp; Consolidated Audited Results for the Quarter and Year ended 31st March, 2012

(₹ In Lacs)

SL No	Particulars	Standalone Financial Results					Consolidated Financial Results	
		Quarter Ended			Year ended		Audited 31.03.2012	Audited 31.03.2011
		Audited 31.03.2012	Unaudited 31.12.2011	Unaudited 31.03.2011	Audited 31.03.2012	Audited 31.03.2011		
	<b>Income from operations</b>							
1	a) Net Sales / Income from Operations	1,080.10	1,353.87	1,928.59	6,026.02	4,701.60	6,501.34	
	b) Other Operating Income	-	-	-	-	-	-	
	<b>Total Income from operations (net)</b>	<b>1,080.10</b>	<b>1,353.87</b>	<b>1,928.59</b>	<b>6,026.02</b>	<b>4,701.60</b>	<b>6,501.34</b>	
2	<b>Expenses</b>							
	a) Cost of materials consumed	290.73	-	-	290.73	-	290.73	
	b) Purchase of stock-in-trade	301.25	679.75	1,625.87	2,879.66	2,857.07	2,879.66	
	c) Changes in inventories of finished goods, work-in-progress and stock-in-trade	(43.26)	(56.77)	(103.59)	(262.39)	(106.44)	(262.39)	
	d) Employee benefits expense	132.59	106.80	113.62	444.54	340.40	444.54	
	e) Depreciation and amortisation expense	114.33	114.29	113.88	453.57	418.04	626.17	
	f) Contract, Consultancy & Service Charges	279.16	123.44	124.62	541.36	305.72	541.36	
	g) Other expenses	186.84	149.80	120.98	589.24	521.40	689.78	
	h) Provision for Bad & Doubtful Debts	216.41	-	-	216.41	-	216.41	
	<b>Total expenses</b>	<b>1,458.06</b>	<b>1,117.31</b>	<b>1,995.38</b>	<b>5,153.13</b>	<b>4,336.19</b>	<b>5,426.25</b>	
3	<b>Profit/(Loss) from Operations before other income, finance costs and exceptional items (1-2)</b>	<b>(377.96)</b>	<b>236.56</b>	<b>(66.79)</b>	<b>872.89</b>	<b>365.41</b>	<b>1,075.09</b>	
4	Other Income	226.00	206.39	45.10	1,016.60	479.82	984.22	
5	<b>Profit/(Loss) from ordinary activities before finance costs and exceptional items (3+4)</b>	<b>(151.96)</b>	<b>442.95</b>	<b>(21.69)</b>	<b>1,889.50</b>	<b>845.23</b>	<b>2,059.31</b>	
6	Finance costs	194.41	165.71	15.68	772.35	51.22	1,154.08	
7	<b>Profit/(Loss) from ordinary activities after finance costs but before exceptional items (5-6)</b>	<b>(346.36)</b>	<b>277.24</b>	<b>(37.37)</b>	<b>1,117.15</b>	<b>794.01</b>	<b>905.23</b>	
8	Exceptional Items	-	-	-	-	-	-	
9	<b>Profit/(Loss) from Ordinary activities before tax (7 + 8)</b>	<b>(346.36)</b>	<b>277.24</b>	<b>(37.37)</b>	<b>1,117.15</b>	<b>794.01</b>	<b>905.23</b>	
10	<b>Tax Expense</b>							
	a) Provision for Income Tax	(25.00)	55.00	(7.41)	267.00	158.12	267.00	
	b) Taxes relating to earlier years	(21.83)	-	(0.18)	(22.00)	(33.02)	(21.85)	
	c) Provision for Deferred Tax	(43.31)	-	(23.79)	(43.31)	(37.23)	(56.31)	
	<b>Total</b>	<b>(90.14)</b>	<b>55.00</b>	<b>(31.36)</b>	<b>201.69</b>	<b>87.87</b>	<b>189.84</b>	
11	<b>Net Profit/(Loss) from Ordinary Activities after tax (9 -10)</b>	<b>(256.23)</b>	<b>222.24</b>	<b>(6.01)</b>	<b>915.45</b>	<b>706.14</b>	<b>716.39</b>	
12	Extraordinary Item (Net of tax expense)	-	-	-	-	-	-	
13	<b>Net Profit/(Loss) for the period (11 - 12)</b>	<b>(256.23)</b>	<b>222.24</b>	<b>(6.01)</b>	<b>915.45</b>	<b>706.14</b>	<b>716.39</b>	
14	Share of profit/(loss) of associates	-	-	-	-	-	-	
15	Minority interest	-	-	-	-	-	-	
16	<b>Net Profit/(Loss) after taxes, minority interest and share of profit/(loss) of associates (13+14+15)</b>	<b>(256.23)</b>	<b>222.24</b>	<b>(6.01)</b>	<b>915.45</b>	<b>706.14</b>	<b>716.39</b>	
17	Paid up equity share capital (Face value Rs.10/-per share)	2,750	2,750	2,750	2,750	2,750	2,750	
18	Reserve excluding Revaluation Reserves as per balance sheet of previous accounting year	-	-	-	-	9,733.20	-	
19.I	<b>Earnings per Share (before extraordinary items) (of ₹ 10/- each) (not annualised)</b>							
	a) Basic	(0.93)	0.81	(0.02)	3.33	2.57	2.61	
	b) Diluted	(0.93)	0.81	(0.02)	3.33	2.57	2.61	
19.II	<b>Earnings per Share (after extraordinary items) (of ₹ 10/- each) (not annualised)</b>							
	a) Basic	(0.93)	0.81	(0.02)	3.33	2.57	2.61	
	b) Diluted	(0.93)	0.81	(0.02)	3.33	2.57	2.61	


## PART II Information for the Quarter and Year ended 31st March, 2012

A	PARTICULARS OF SHAREHOLDING					
1	<b>Public Shareholding</b>					
	-Number of shares	12,000,525	12,000,525	12,000,525	12,000,525	12,000,525
	-Percentage of shareholding	43.64	43.64	43.64	43.64	43.64
2	<b>Promoter and Promoter Group Shareholding</b>					
	a) Pledged / Encumbered -					
	- Number of Shares	-	-	-	-	-
	- Percentage of shares (as a % of the total shareholding of Promoter and Promoter Group)	-	-	-	-	-
	- Percentage of shares (as a % of the total share capital of the company)	-	-	-	-	-
	b) Non - encumbered -					
	- Number of Shares	15,499,475	15,499,475	15,499,475	15,499,475	15,499,475
	- Percentage of shares (as a % of the total shareholding of the Promoter and Promoter Group)	100	100	100	100	100
	- Percentage of shares (as a % of the total share capital of the company)	56.36	56.36	56.36	56.36	56.36

Particulars	3 months ended 31/03/2012
<b>B INVESTOR COMPLAINTS</b>	
Pending at the beginning of the quarter	Nil
Received during the quarter	Nil
Disposed of during the quarter	Nil
Remaining unresolved at the end of the quarter	Nil



ENERGY DEVELOPMENT COMPANY LIMITED									
Regd. Office : Village - Hulugunda, Taluka - Somawarpet, Dist - Kodagu, Karnataka-571233									
Segment wise Revenue, Results and Capital Employed along with the results for the Quarter & year Ended 31st March, 2012									
(₹ in Lacs)									
Particulars	Standalone Financial Results						Consolidated		
	For the Quarter Ended			For the Year ended			For the year ended		
	31.03.2012	31.12.2011	31.03.2011	31.03.2012	31.03.2011	31.03.2012	31.03.2011	31.03.2012	31.03.2011
	Audited	Unaudited	Unaudited	Audited	Audited	Audited	Audited	Audited	Audited
<b>1) Segment Revenue</b>									
a) Generating Division	32.87	425.27	31.55	1,664.86	1,251.82	2,230.18	1,846.87		
b) Contract Division	1,047.23	928.60	1,897.04	4,361.16	3,449.78	4,271.16	3,359.78		
<b>Net Sales / Income From Operations</b>	<b>1,080.10</b>	<b>1,353.87</b>	<b>1,928.59</b>	<b>6,026.02</b>	<b>4,701.60</b>	<b>6,501.34</b>	<b>5,206.65</b>		
<b>2) Segment Results</b>									
<b>Profit/(Loss) before tax and interest from each segment</b>									
a) Generating Division	(118.83)	261.02	(97.65)	1,102.74	720.91	1,272.84	923.86		
b) Contract Division	(150.78)	28.92	141.77	122.47	61.36	122.47	61.36		
<b>Total Profit/(Loss)</b>	<b>(269.61)</b>	<b>309.94</b>	<b>44.12</b>	<b>1,225.21</b>	<b>782.27</b>	<b>1,395.31</b>	<b>985.22</b>		
Less: 1) Finance cost	194.41	165.71	15.68	772.35	51.22	1,154.09	200.71		
2) Other un-allocable expenditure net off un-allocable income	(117.66)	(133.01)	65.81	(664.29)	(62.96)	(664.01)	(62.96)		
<b>Total Profit Before Tax</b>	<b>(346.36)</b>	<b>277.24</b>	<b>(37.37)</b>	<b>1,117.15</b>	<b>794.01</b>	<b>905.23</b>	<b>847.47</b>		
<b>3) Capital Employed</b>									
<b>(Segment Assets - Segment Liabilities)</b>									
a) Generating Division	5,762.74	5,968.38	6,112.00	5,762.74	5,973.91	9,082.70	18,321.12		
b) Contract Division	826.26	729.45	255.98	826.26	277.65	826.26	277.65		
c) Unallocated	6,426.12	6,957.05	6,397.01	6,426.12	6,231.65	6,426.12	(5,946.53)		
<b>Total</b>	<b>13,015.12</b>	<b>13,654.88</b>	<b>12,764.99</b>	<b>13,015.12</b>	<b>12,483.21</b>	<b>16,335.08</b>	<b>12,652.24</b>		




## ENERGY DEVELOPMENT COMPANY LIMITED

Regd. Office : Village - Hulugunda, Taluka - Somawarpet, Dist - Kodagu, Karnataka - 571233

Standalone &amp; Consolidated Statement of Assets and Liabilities as on 31st March, 2012

Sr No.	Particulars	Standalone		Consolidated	
		As at 31st March		As at 31st March	
		2012	2011	2012	2011
(₹ in Lacs)					
<b>A</b>					
<b>EQUITY AND LIABILITIES</b>					
1	<b>Shareholders Funds</b>				
	a) Share Capital	2,750.00	2,750.00	8,100.00	2,750.00
	b) Reserve & Surplus	10,265.12	9,733.20	10,295.09	9,902.24
	c) Money received against share warrants	-	-	-	-
	<b>Sub-total - Shareholders Funds</b>	<b>13,015.12</b>	<b>12,483.20</b>	<b>16,395.09</b>	<b>12,652.24</b>
2	<b>Share application money pending allotment</b>	-	-	-	-
3	<b>Minority Interest</b>	-	-	-	-
4	<b>Non-Current Liabilities</b>				
	a) Long-term borrowings	6,104.50	6,705.86	17,989.33	14,496.65
	b) Deferred Tax Liabilities (net)	420.84	464.14	391.45	437.76
	c) Other Long-term liabilities	-	48.56	44.43	48.56
	d) Long-term provisions	44.43	-	-	-
	<b>Sub-total - Non-current liabilities</b>	<b>6,569.77</b>	<b>7,218.56</b>	<b>18,415.21</b>	<b>14,982.96</b>
6	<b>Current Liabilities</b>				
	a) Short-term borrowings	954.29	-	954.29	-
	b) Trade payables	879.22	746.47	1,224.52	887.50
	c) Other current liabilities	1,634.68	1,239.90	2,794.46	1,435.43
	d) Short-term provisions	821.50	1,045.40	892.08	1,072.03
	<b>Sub-total - Current liabilities</b>	<b>4,289.69</b>	<b>3,031.77</b>	<b>5,805.35</b>	<b>3,394.96</b>
	<b>TOTAL - EQUITY AND LIABILITIES</b>	<b>23,874.59</b>	<b>22,733.53</b>	<b>40,555.65</b>	<b>31,030.16</b>
<b>B</b>					
<b>ASSETS</b>					
1	<b>Non-current assets</b>				
	a) Fixed Assets	6,060.00	6,459.63	34,372.38	24,449.46
	b) Goodwill on consolidation	-	-	0.15	0.44
	c) Non-current investments	6,894.79	1,668.18	19.29	20.18
	d) Deferred tax assets (net)	-	-	-	-
	e) Long-term loans and advances	6,421.40	11,462.09	2,051.79	2,079.07
	f) Other non-current assets	-	-	-	-
	<b>Sub-total - Non-current assets</b>	<b>19,376.19</b>	<b>19,589.89</b>	<b>36,443.61</b>	<b>26,549.14</b>
2	<b>Current assets</b>				
	a) Current investments	-	-	-	-
	b) Inventories	482.34	220.41	584.25	319.24
	c) Trade receivables	1,850.70	939.39	2,130.65	1,203.71
	d) Cash and cash equivalents	557.03	529.40	576.66	1,316.72
	e) Short-term loans and advances	767.71	1,453.94	820.13	1,640.81
	f) Other current assets	840.62	0.50	0.98	0.53
	<b>Sub-total - Current assets</b>	<b>4,498.40</b>	<b>3,143.64</b>	<b>4,112.04</b>	<b>4,481.01</b>
	<b>TOTAL - ASSETS</b>	<b>23,874.59</b>	<b>22,733.53</b>	<b>40,555.65</b>	<b>31,030.16</b>



**Notes: -**

1. The generation of electricity, through the company's Hydel and Wind Power Projects, is seasonal / variable in nature. Information relating to 12 months period ended as at 31st March, 2012 (last date of the year) is given herein below:


<b>Total generation and sales (standalone) during 12 Months period ended on</b>		
<b>Period</b>	<b>31.03.2012*</b>	<b>31.03.2011*</b>
<b>Million Units</b>	46.89	31.77
<b>Sale value Rs. (in Lacs)</b>	1664.86	1165.74

(\*) figures for the 12 months ended on 31.03.2012 include 8.50 million units ( Rs. 237.97 Lacs ) Previous Year 1.09 million units (Rs.30.44 lacs) from 6 MW Harangi Stage II Project which was commissioned on 30<sup>th</sup> August, 2010.

2. The Company does not have any stock of raw material. However, certain work in respect of contracts carried out by the Company has been included as work in progress and the same is included in the Changes in inventories of finished goods, work-in-progress and stock in Trade.
3. The above results have been reviewed by the Audit Committee in its meeting held on 25<sup>th</sup> May,2012 and approved by the Board of Directors at their meeting held on 25<sup>th</sup> May, 2012 .
4. The Board of Directors has recommended payment of Dividend @ 12 % (₹1.20) per equity share on the paid-up share capital of the company for the financial year 2011-2012 subject to approval of members at the ensuing Annual General Meeting.
5. Certain debtors aggregating to ₹ 43,282,853/- are recoverable for a considerable period. In view of the persuasive and other steps being taken, these balances have been considered to be fully recoverable, however in accordance with the prudent accounting policy, a provision of 50% of the outstanding, as on 31<sup>st</sup> March, 2012 has been made in the accounts.
6. Previous period's figures have been regrouped / rearranged, wherever considered necessary to correspond to current period/year classification.
7. The Figures of the last quarter are the balancing figures between audited figures in respect of full financial year and published year to date figures upto the third quarter of the current financial year.

Date : 25<sup>th</sup> May,2012

For Energy Development Company Ltd.



Sanjiv Saraf

(Executive Director)

