



Finkurve

FINKURVE FINANCIAL SERVICES LIMITED (Formerly known as Sanjay Leasing Limited)					
Regd. Office : Office No.114, 11th Floor, Mittal Chambers, Opposite INOX Theatre, Nariman Point, Mumbai 400021.					
PART I					
Un-Audited Financial Results for the Quarter ended on 30.06.2012					
Rs in Lacs (Except EPS & No of shares)					
	Particulars	Quarter ended	Quarter ended	Quarter ended	Year ended
		30.06.2012	31.03.2012	30.06.2011	31.03.2012
		Unaudited	Unaudited	Unaudited	Audited
1	Income from operations				
	(a) Net Sales/Income from Operations (Net of excise duty)	2.14	4.73	1.90	10.45
	(b) Other Operating Income	-	-	-	-
	Total Income from operations (net)	2.14	4.73	1.90	10.45
2	Expenses				
	(a) Cost of materials consumed	-	-	-	-
	(b) Purchase of stock in trade	-	-	-	-
	(c) Changes in inventories of finished goods, work-in-progress and stock-in-trade	-	-	-	-
	(d) Employees benefit expenses	4.68	4.54	1.39	10.75
	(e) Depreciation and amortisation expenses	0.05	0.13	0.03	0.26
	(f) Legal and Professional fees	2.05	7.08	3.58	14.74
	(g) Regulatory Fees & Charges	1.96	3.36	5.25	9.37
	(f) Other expenses (Any item exceeding 10% of the total expenses relating to continuing operations to be shown separately)	1.71	2.08	0.69	2.77
	Total expenses	10.45	17.19	10.94	37.89
3	Profit / (Loss) from Operations before other income, finance cost and exceptional items (1-2)	(8.31)	(12.46)	(9.04)	(27.44)
4	Other Income	-	0.77	0.02	0.77
5	Profit / (Loss) from ordinary activities before finance costs and exceptional items (3+4)	(8.31)	(11.69)	(9.02)	(26.67)
6	Finance Costs	-	-	-	-
7	Profit / (Loss) from ordinary activities after finance costs and exceptional items (5+6)	(8.31)	(11.69)	(9.02)	(26.67)
8	Exceptional Items	-	-	-	-
9	Profit / (Loss) from ordinary activities before tax (7+8)	(8.31)	(11.69)	(9.02)	(26.67)
10	Tax Expenses - Deferred Tax Assets	-	7.63	-	7.63
11	Profit / (Loss) from ordinary activities after tax (9+10)	(8.31)	(4.06)	(9.02)	(19.04)
12	Extraordinary items (Net of tax expenses Rs. Nil)	-	-	-	-
13	Net Profit / (Loss) after tax (11+12)	(8.31)	(4.06)	(9.02)	(19.04)
14	Paid-up Equity Share Capital (Face Value of Rs. 10/-each)	138.00	138.00	48.00	138.00
15	Reserve excluding Revaluation Reserves as per balance sheet of previous accounting year	-	-	-	932.43
16.i	EPS (before extraordinary items) (of Rs. 10/- each) (not annualised)				
	(a) Basic	(0.60)	(0.29)	(1.88)	(1.38)
	(b) Diluted	(0.60)	(0.29)	(1.88)	(1.38)
16.ii	EPS (After extraordinary items) (of Rs.10/-each) (not to be annualised)				
	(a) Basic	(0.60)	(0.29)	(1.88)	(1.38)
	(b) Diluted	(0.60)	(0.29)	(1.88)	(1.38)


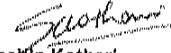


Sudhakar

T/F : +91-22-22020675
T : +91-22-43470278
E : info@finkurve.com
W : www.finkurve.com

114, Mittal Chambers,
Opp. Inox Cinemas,
Nariman Point,
Mumbai - 400021, (INDIA).



PART II					
Information for the Quarter ended on 30.06.2012					
	Particulars	Quarter ended 30.06.2012	Quarter ended 31.03.2012	Quarter ended 30.06.2011	Year ended 31.03.2012
A	PARTICULARS OF SHAREHOLDING				
1	Public shareholding:				
	- Number of shares	3,70,990	3,70,990	3,80,000	3,70,990
	- Percentage of shareholdings	26.88	26.88	79.17	26.88
2	Promoters and Promoters group Shareholding**				
	(a) Pledged / Encumbered				
	- Number of shares	-	-	-	-
	- Percentage of shares (as a % of the total shareholding of promoter and promoter group)	-	-	-	-
	- Percentage of shares (as a % of the total share capital of the Company)	-	-	-	-
	(b) Non-encumbered				
	- Number of shares	10,09,010	10,09,010	1,00,000	10,09,010
	- Percentage of shares (as a % of the total shareholding of promoter and promoter group)	100.00	100.00	100.00	100.00
	- Percentage of shares (as a % of the total share capital of the Company)	73.12	73.12	20.83	73.12
	Particulars	Quarter ended 30.06.2012			
B	INVESTOR COMPLAINTS				
	Pending at the beginning of the quarter	-			
	Received during the quarter	-			
	Disposed of during the quarter	-			
	Remaining unresolved at the end of the quarter	-			
Notes:					
1 The above results have been reviewed by the Audit Committee and approved by the Board of Directors at their meeting held on 11.08.2012 and the Statutory Auditors of the Company have carried out the Limited review of the same.					
2 The Company has made provision for tax in compliance with the accounting standard relating to accounting for taxes on income ("AS22") which is inclusive of the deferred tax Assets.					
3 The Company is having single reportable segment as defined in Accounting Standard-17 on 'Segment Reporting' and therefore Segment Reporting is not applicable to the Company.					
4 During the period under review, the Company has received listing approval from BSE Limited vide its letter dated 13.06.2012 for 9,00,000 Equity Shares of Rs.10/- each issued and allotted on preferential basis.					
5 The previous quarter/period figures have been regrouped/rearranged wherever necessary to make them comparable.					
Place : Mumbai					
Date : 11.08.2012					
		By order of the Board of Directors For Finkurve Financial Services Ltd.  Sachin Kothari Executive Director			

LADHA SINGHAL & ASSOCIATES**CHARTERED ACCOUNTANTS****Limited Review Report**

**To,
Board of Directors,
Finkurve Financial Services Limited**

We have reviewed the accompanying statement of un-audited financial results of **Finkurve Financial Services Limited** (Formerly Sanjay Leasing Limited) for the period ended 30th June 2012 except for the disclosures regarding 'Public Shareholding' and 'Promoter and Promoter Group Shareholding' which have been traced from disclosures made by the management and have not been audited by us. This statement is the responsibility of the Company's Management and has been approved by the Board of Directors. Our responsibility is to issue a report on these financial statements based on our review.

We conducted our review in accordance with the Standard on Review Engagement (SRE) 2400, engagements to Review Financial Statements issued by the Institute of Chartered Accountants of India. This standard requires that we plan and perform the review to obtain moderate assurance as to whether the financial statements are free of material misstatement. A review is limited primarily to inquiries of company personnel and analytical procedures applied to financial data and thus provided less assurance than an audit. We have not performed an audit accordingly, we do not express and audit opinion.

Based on our review conducted as above, nothing has come to our attention that causes us to believe that the accompanying statement of un-audited financial results prepared in accordance with applicable accounting standards and other recognized accounting practices and polices has not disclosed the information required to be disclosed in terms of Clause 41 of the Listing agreement including the manner in which it is to be disclosed, or that it contains any material misstatement.

For Ladha Singhal & Associates

Chartered Accountants

(Firm Regd. No 120241W)

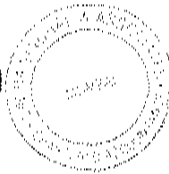
Ajay Singhal

(Ajay Singhal)

Partner

M. No 104451

Mumbai, Dated 11th August 2012



FINKURVE FINANCIAL SERVICES LIMITED

(Formerly known as Sanjay Leasing Limited)

Regd. Office : Office No.114, 11th Floor, Mittal Chambers, Opposite INOX Theatre, Nariman Point, Mumbai 400021

PART I

Standalone Un-Audited Financial Results for the Quarter ended on 30.06.2012

	Particulars	(Rs. in Lacs)			
		Quarter ended 30.06.2012 Unaudited	Quarter ended 31.03.2012 Unaudited	Quarter ended 30.06.2011 Unaudited	Year ended 31.03.2012 Audited
1	Income from operations				
	(a) Net Sales/Income from Operations (Net of excise duty)	2.14	4.73	1.90	10.45
	(b) Other Operating Income	-	-	-	-
	Total Income from operations (net)	2.14	4.73	1.90	10.45
2	Expenses				
	(a) Cost of materials consumed	-	-	-	-
	(b) Purchase of stock in trade	-	-	-	-
	(c) Changes in inventories of finished goods, work-in-progress and stock-in-trade	-	-	-	-
	(d) Employees benefit expenses	-	-	-	-
	(e) Depreciation and amortisation expenses	4.68	4.54	1.39	10.75
	(f) Legal and Professional fees	0.05	0.13	0.03	0.26
	(g) Regulatory Fees & Charges	2.05	7.08	3.58	14.74
	(h) Other expenses (Any item exceeding 10% of the total expenses relating to continuing operations to be shown separately)	1.96	3.36	5.25	9.37
		1.71	2.08	0.69	2.77
	Total expenses	10.45	17.19	10.94	37.89
3	Profit / (Loss) from Operations before other income, finance cost and exceptional items (1-2)	(8.31)	(12.46)	(9.04)	(27.44)
4	Other Income	-	0.77	0.02	0.77
5	Profit / (Loss) from ordinary activities before finance costs and exceptional items (3+4)	(8.31)	(11.69)	(9.02)	(26.67)
6	Finance Costs	-	-	-	-
7	Profit / (Loss) from ordinary activities after finance costs and exceptional items (5+6)	(8.31)	(11.69)	(9.02)	(26.67)
8	Exceptional items	-	-	-	-
9	Profit / (Loss) from ordinary activities before tax (7+8)	(8.31)	(11.69)	(9.02)	(26.67)
10	Tax Expenses - Deferred Tax Assets	-	7.63	-	7.63
11	Profit / (Loss) from ordinary activities after tax (9+10)	(8.31)	(4.06)	(9.02)	(19.04)
12	Extraordinary items (Net of tax expenses Rs. Nil)	-	-	-	-
13	Net Profit / (Loss) after tax (11+12)	(8.31)	(4.06)	(9.02)	(19.04)
14	Paid-up Equity Share Capital (Face Value of Rs. 10/-each)	138.00	138.00	48.00	138.00
15	Reserve excluding Revaluation Reserves as per balance sheet of previous accounting year	-	-	-	932.43
16.i	EPS (before extraordinary items) (of Rs. 10/- each) (not annualised)				
	(a) Basic	(0.60)	(0.29)	(1.88)	(1.38)
	(b) Diluted	(0.60)	(0.29)	(1.88)	(1.38)
16.ii	EPS (After extraordinary items) (of Rs.10/-each) (not to be annualised)				
	(a) Basic	(0.60)	(0.29)	(1.88)	(1.38)
	(b) Diluted	(0.60)	(0.29)	(1.88)	(1.38)

