



The Byke Hospitality Limited

(Formerly Known as Suave Hotels Limited)

THE BYKE HOSPITALITY LIMITED

Unaudited Financial Results for the Quarter/ Half Year Ended 30th September 2013

Part I		(₹In Lakhs except per share data)					
Sr. No.	Particulars	Quarter Ended			Half Year Ended		Year Ended
		September 30, 2013 (Unaudited)	June 30, 2013 (Unaudited)	September 30, 2012 (Unaudited)	September 30, 2013 (Unaudited)	September 30, 2012 (Unaudited)	March 31, 2013 (Audited)
1	Income						
	(a) Net Sales/Income from Operations (Net of Excise Duty)	3,226.82	2919.51	1601.43	6,146.33	3,456.27	10,092.54
	(b) Other Operating Income	0.00	0.00	0.00	0.00	0.00	50.15
	Total Income(Net) (a+b)	3,226.82	2,919.51	1,601.43	6,146.33	3,456.27	10,142.69
2	Expenditure						
	(a) Operational Cost	2222.95	2011.24	1207.92	4,234.19	2627.83	7,602.69
	(b) Employee Benefit Expenses	67.36	60.94	68.64	128.30	135.78	276.43
	(c) Depreciation and Amortisation Expenses	138.28	124.14	87.61	262.42	174.60	418.75
	(d) Other Expenses	326.51	297.48	86.52	623.99	210.66	459.11
	Total Expenditure	2,755.10	2,493.80	1,450.69	5,248.90	3148.87	8,756.98
3	Profit from Operations before Other Income, Interest and Exceptional Items (1-2)	471.72	425.71	150.74	897.43	307.40	1,385.71
4	Other Income	2.6	3.34	4.07	5.94	5.59	-
5	Profit from Ordinary Activities before Interest and Exceptional Items (3+4)	474.32	429.05	154.81	903.37	312.99	1,385.71
6	Interest	53.4	53.82	58.28	107.22	113.54	229.74
7	Profit from Ordinary Activities after Interest but before Exceptional Items (5-6)	420.92	375.23	96.53	796.15	199.45	1,155.97
8	Exceptional Items	0.00	0.00	0.00	0.00	0.00	0.00
9	Profit from Ordinary Activities before tax (7+8)	420.92	375.23	96.53	796.15	199.45	1,155.97
10	Tax Expenses	86.29	76.92	20.02	163.21	41.12	380.31
11	Net Profit from Ordinary Activities after tax (9-10)	334.63	298.31	76.51	632.94	158.33	775.66
12	Extra-Ordinary Items	0.00	0.00	0.00	0.00	0.00	0.00
13	Net Profit for the period (11-12)	334.63	298.31	76.51	632.94	158.33	775.66
14	Paid Up Equity Share Capital (Face Value Rs 10/-)	2004.89	2004.89	2004.89	2004.89	2004.89	2,004.89
15	Reserves excluding revaluation reserve as per balance sheet of previous accounting year	-	-	-	-	-	-
16	i Earnings per Share(EPS)(Face Value of Rs. 10 each)(before Extraordinary Items)(not annualised)						
	(a) Basic Earning Per Share	1.67	1.49	0.38	3.16	0.79	3.87
	(b) Diluted Earning Per Share	1.67	1.49	0.38	3.16	0.79	3.87
	ii Earnings per Share(EPS) (Face Value of Rs. 10 each)(after Extraordinary Items)(not annualised)						
	(a) Basic Earning Per Share	1.67	1.49	0.38	3.16	0.79	3.87
	(b) Diluted Earning Per Share	1.67	1.49	0.38	3.16	0.79	3.87



Regd. Office : Shree Shakambhari Corporate Park, Plot No. 156-58, Chakravarti Ashok Complex, (Near Cambridge School), J. B. Nagar, Andheri (East), Mumbai - 400 099 • Tel. : +91 22 6707 9666 • Fax : +91 22 6707 9696
E-mail : Booking Id : info@thebyke.com / Corporate Id : investors.care@thebyke.com

Website : www.thebyke.com

Part II

A	PARTICULARS OF SHAREHOLDING						
1	Public Shareholding:						
	Number of Shares	11225982	11538982	11785982	11225982	11785982	11660982
	Percentage of Shareholdings(%)	55.99%	57.55%	58.79%	55.99%	58.79%	58.16%
2	Promoters and Promoter Group Shareholding						
	a) Pledged/Encumbered						
	Number of Shares	2852000	3139000	100000	2852000	100000	1009000
	Percentage of Shares (as a % of the total shareholding of promoters and promoter group)	32.32%	36.89%	12.10%	32.32%	12.10%	12.03%
	Percentage of Shares (as a % of the total share capital of the company)	14.23%	15.66%	4.99%	14.23%	4.99%	5.03%
	b) Non-Encumbered						
	Number of Shares	5970918	5370918	7262918	5970918	7262918	7378918
	Percentage of Shares (as a % of the total shareholding of promoters and promoter group)	67.68%	63.11%	87.90%	67.68%	87.90%	87.97%
	Percentage of Shares (as a % of the total share capital of the company)	29.78%	26.79%	36.22%	29.78%	36.22%	36.80%

PARTICULARS		3 Months Ended (30/09/2013)
B	Investors Compliant	
	Pending at the beginning of the Quarter	0
	Received during the Quarter	0
	Disposed off during the Quarter	0
	Remaining unresolved at the end of the Quarter	0

Notes:

- 1 The above unaudited financial results has been reviewed by the Audit Committee at their meeting held on November 13, 2013 and approved by the Board of Directors meeting held on November 13, 2013.
- 2 The results for the Quarter ended September 30, 2013 have undergone "Limited review" by the Statutory Auditors of the Company.
- 3 Based on the guiding principles stated in accounting standard 17 "Segment Reporting", the management does not recognise any distinguishable component of the Company.
- 4 The figures for the previous period are regrouped and rearranged wherever deemed necessary.
- 5 There was no investor compliant pending at the beginning and at the close of the quarter. The Company has not received any investor compliants during the quarter.
- 6 The results will be available on the Company's website " www.thebyke.com"

Date: November 13, 2013

Place: Mumbai

For The Byke Hospitality Limited

Anil Patodia

Anil Patodia

Managing Director



Statement of Asset & Liabilities

(₹ In lakhs)

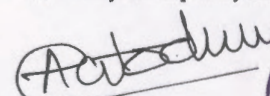
Sr. No.	Particulars	As at 30th September 2013 (Unaudited)	As at 31st March 2013 (Audited)
A	EQUITY AND LIABILITIES		
1	Shareholders' Funds		
	(a) Share Capital	2,004.89	2,004.89
	(b) Reserves and Surplus	5,873.71	5,240.77
	(c) Money Received against Share Warrants	-	-
	Sub-total- Shareholders's Funds	7,878.60	7,245.66
2	Share Application Money Pending Allotment	-	-
3	Non-Current Liabilities		
	(a) Long-Term Borrowings	738.76	833.88
	(b) Deferred Tax Liabilities (net)	462.43	386.45
	(c) Other Long-term Liabilities	1.20	0.75
	(d) Long-term Provisions	1.59	1.58
	Sub-total-Non-Current Liabilities	1,203.98	1,222.66
4	Current Liabilities		
	(a) Short-Term Borrowings	801.36	921.94
	(b) Trade Payables	698.36	911.56
	(c) Other Current Liabilities	329.33	447.39
	(d) Short-term Provisions	446.23	614.93
	Sub-total-Current Liabilities	2,275.28	2,895.82
	TOTAL -EQUITY AND LIABILITIES	11,357.86	11,364.14
B	ASSETS		
1	Non-Current Assets		
	(a) Fixed Assets	7,490.81	7,578.21
	(b) Non-Current Investments	-	-
	(c) Deferred Tax Assets (net)	-	-
	(d) Long -Term Loans And Advances	510.20	407.22
	(e) Other Non Currents Assets	161.10	141.10
	Sub-total-Non-Current Assets	8,162.11	8,126.53
2	Current Assets		
	(a) Current Investments	-	-
	(b) Inventories	602.14	598.98
	(c) Trade Receivables	1,076.04	1,193.23
	(d) Cash and Cash Equivalents	98.84	104.77
	(e) Short term Loan and Advances	1,403.73	1,331.28
	(f) Other Current Assests	15.00	9.35
	Sub-total Current Assets	3,195.75	3,237.61
	TOTAL - ASSETS	11,357.86	11,364.14

Notes:

- The above audited financial Results has been reviewed by the Audit Committee at their meeting held on November 13, 2013 and approved by the Board of Directors meeting held on November 13, 2013.
- Based on the guiding principles stated in accounting standard 17 "Segment Reporting", the management does not recognise any distinguishable component of the Company.
- The figures for the previous period are regrouped and rearranged wherever deemed necessary.
- There was no investor compliant pending at the beginning and at the close of the quarter. The Company has not received any investor compliants during the quarter.
- The results will be available on the Company's website " www. thebyke.com"

Date: November 13, 2013
Place: Mumbai

For The Byke Hospitality Limited


Anil Patodia
Managing Director



A. P. SANZGIRI & Co.
CHARTERED ACCOUNTANTS

Plot No. 21, House No. 167, Anand Nagar Lane.
Behind Vakola Police Station, Santacruz (East).
Mumbai - 400 055, India
Tel : +91-22-6689 9900
Fax : +91-22-6689 9910
Email : contact@ca-aps.com/apsanzgiri@vsnl.com



To
The Board of Directors
Byke Hospitality Limited (Formerly Known as Suave Hotel Limited)

We have reviewed the accompanying statement of unaudited financial results of **Byke Hospitality Limited (Formerly Known as Suave Hotel Limited)** for the quarter/Half year ended 30th September, 2013 except for the disclosure regarding 'Public Shareholding' and 'Promoter and Promoter Group Shareholding' which have been traced from disclosures made by the management and have not been audited by us. The Statement is the responsibility of the Company's Management and has been approved by the Board of Directors. Our responsibility is to issue a report on the statement based on our review.

We conducted our review of the Statement in accordance with the Standard on Review Engagements (SRE) 2410, "Review of Interim Financial Information Performed by the Independent Auditor of the Entity" issued by The Institute of Chartered Accountants of India. This standard requires that we plan and perform the review to obtain moderate assurance as to whether the financial statements are free of material misstatement. A review is limited primarily to inquiries of company personnel and analytical procedure applied to financial data and thus provides less assurance than an audit. We have not performed an audit and accordingly, we do not express an audit opinion.

Based on our review conducted as above, nothing has come to our attention that causes us to believe that the accompanying statement of unaudited financial results prepared in accordance with the Accounting Standards notified pursuant to the Companies (Accounting Standards) Rules, 2006 and other recognised accounting practices and policies has not disclosed the information required to be disclosed in terms of Clause 41 of the Listing Agreement including the manner in which it is to be disclosed, or that it contains any material misstatement.

For and on behalf of
A.P. Sanzgiri & CO.
Chartered Accountants



Satish Kumar Gupta
Partner (M.N. 101134) 13 NOV 2013