



ISO 9001 : 2008
International Standards
Certifications
Lic. No. QAC/R9/10107



ISO 14001
International Standards
Certifications
ISO 14001:2004



OHSAS 18001
International Standards
Certifications
OHSAS 18001:2007

DIATRON™

DIAMOND POWER INFRASTRUCTURE LTD												
Unaudited Consolidated Financial Results for Quarter Ended on September 30, 2013												
Sr No	Particulars	For the Quarter		For the Quarter		For the Previous Qtr		For the Half year		(Rs. in Lacs)		
		Ended on	30.09.2013	Ended on	30.09.2012	Ended on	30.06.2013	ended on	30.09.2013	ended on	31.03.2013	
1	(a) Net sales /income from Operation	[Unaudited]	66,579.16	[Unaudited]	65,158.52	[Unaudited]	57,651.56	[Unaudited]	124,230.72	[Unaudited]	106,698.23	258,134.71
	Total Income		66,579.16		65,158.52		57,651.56		124,230.72		106,698.23	258,134.71
2	Expenditure											
	a. Increase/decrease in stock trade		(14,912.38)		(3,945.32)		(13,991.47)		(28,903.85)		(14,170.31)	(17,484.29)
	b. Consumption of Raw material		72,039.28		59,853.27		62,754.32		134,793.60		104,652.18	245,157.29
	c. Purchase of Traded goods											
	d. Employees Cost		755.63		740.44		634.36		1,389.99		1,368.32	2,809.29
	e. Depreciation		678.99		530.55		598.12		1,277.11		1,114.78	2,973.63
	f. Other Expenditures		1,597.18		1,099.25		1,470.06		3,067.24		2,459.43	4,855.68
	g. Total		60,158.70		58,278.19		51,465.40		111,624.09		95,424.40	238,311.60
3	Profit from Operation before Other Income, Interest and Exceptional Items (1-2)		6,420.46		6,880.33		6,186.17		12,606.63		11,273.83	19,823.12
4	Other Incomes		168.64		113.21		29.07		197.71		216.02	1,491.57
5	Profit before Interest and Exceptional Items (3+4)		6,589.10		6,993.55		6,215.24		12,804.34		11,489.85	21,314.69
6	Interest		2,669.77		2,176.97		2,182.60		4,852.38		3,846.45	9,197.89
7	Profit after Interest but before Exceptional Items (5-6)		3,919.32		4,816.58		4,032.64		7,951.96		7,643.40	12,116.80
8	Exceptional Items		-		-		-		-		-	-
9	Profit (+) / Loss (-) from Ordinary Activities before Tax (7+8)		3,919.32		4,816.58		4,032.64		7,951.96		7,643.40	12,116.80
10	Tax Expenses		799.66		1,005.37		630.98		1,430.64		1,634.69	1,710.00
11	Net Profit (+) / Loss (-) from Ordinary Activities after Tax (9-10)		3,119.66		3,811.21		3,401.66		6,521.32		6,008.71	10,406.80
12	Extraordinary Item (net of Tax expense (Rs -----))		-		-		-		-		-	-



DIAMOND POWER INFRASTRUCTURE LTD.

Corporate Office : Essen House, 5/9-10, B.I.D.C., Gorwa, Vadodara-390016, (Gujarat) India.
Ph. : 0265-2284328, 2283969. Fax : 0265-2280528
EMAIL : marketing@dicabs.com WEBSITE : www.diatron.in
Factory : Village Vadadala, Tal. Savli, Dist. Vadodara, India. Ph. : 02667-251516, 251354 Fax : 02667-251202






ISO 9001 : 2008
International Standards
Certifications
Lic. No. QAC/R91/0107



DIATRON™

13	Net Profit (+) / Loss (-) for the period (11-12)	3,119.66	3,811.21	3,401.66	6,521.32	6,008.71	10,406.80
14	Share of Profit/(Loss) of Associates						
15	Minority Interest						
16	Net Profit / Loss after Taxes ,Minority Interest and Shares of Profit / Loss of Associates (13-14-15)	3,119.66	3,811.21	3,401.66	6,521.32	6,008.71	10,406.80
16	Paid-up- Equity share capital (Face Value of the Share shall be indicated)	4,960.65	3,720.63	3,720.63	4,960.65	3,720.63	3,720.63
17	Reserve excluding Revaluation Reserves as per balance Sheet of Previous accounting year						
18	Earning Per Share (EPS) (A) basic and diluted EPS before Extraordinary items for the period ,for the year to date and for the previous year (not be annualized)	8.31	10.24	9.14	17.45	16.15	27.97
	(b) Basic and diluted EPS after Extraordinary items for the period ,for the year to date and for the previous year (not to be annualized)	8.31	10.24	9.14	17.45	16.15	27.97
19	Debt Service Coverage Ratio (No. of Times) (Refer Note 5 (a) below)				1.85	1.88	
20	Interest Coverage Ratio (No. of Times) (Refer Note 5 (b) below)				2.90	3.28	
Part II							
A Particular of Shareholding							
1	Public Shareholding						
	No of Shares	22,249,558.00	22,249,558.00	22,249,558.00	22,249,558.00	22,249,558.00	22,249,558.00
	Percentage of Shareholding	59.80	59.80	59.80	59.80	59.80	59.80
2	Promoters and Promoter group						
	a) Pledged / Encumbered						
	Number of Shares						
	Percentage of Share(as a % of the Total Shareholding of promoter group)						



DIAMOND POWER INFRASTRUCTURE LTD.

Corporate Office : Essen House, 5/9-10, B.I.D.C., Gorwa, Vadodara-390016. (Gujarat) India.

Ph. : 0265-2284328, 2283969, Fax : 0265-2280528

EMAIL : marketing@dicabs.com WEBSITE : www.diatron.in

Factory : Village Vadadaia, Tal. Savli, Dist. Vadodara, India. Ph. : 02667-251516, 251354 Fax : 02667-251202



ISO 9001:2008
International Standards
Certifications
Lic. No. QAC/R91/0197



DIATRON™

Percentage of Shares (as of % of the total share capital of the company)								
b) Non-encumbered								
Number of Shares	14,956,813.00	14,956,813.00	14,956,813.00	14,956,813.00	14,956,813.00	14,956,813.00	14,956,813.00	14,956,813.00
Percentage of Share (as a % of the Total)	100.00	100.00	100.00	100.00	100.00	100.00	100.00	100.00
Shareholding of promoter group)								
Percentage of Shares (as of % of the total share capital of the company)	40.20	40.20	40.20	40.20	40.20	40.20	40.20	40.20
B Investor Complaints								
	3 Months Ended							
	(30/09/2013)							
Pending at the beginning of the Quarter	-							
received during the Quarter	50.00							
Disposed of During the Quarter	50.00							
Remaining Unresolved at the End of the Quarter	-							

	For the Quarter		For the Quarter		For the Previous Qtr		For the Half year		For the Half year		For the year	
	Ended on	30.09.2013	Ended on	30.09.2012	Ended on	30.06.2013	ended on	30.09.2013	ended on	30.09.2012	Ended on	31.03.2013
Segment Revenue :	[Unaudited]	[Unaudited]	[Unaudited]	[Unaudited]	[Unaudited]	[Unaudited]	[Unaudited]	[Unaudited]	[Unaudited]	[Unaudited]	[Unaudited]	[Audited]
Conductors	13,993.36	17,069.61	9,921.28	23,914.64	9,921.28	26,929.36	58,566.83	26,929.36	9,069.35	15,978.45	122,112.47	58,566.83
Power Infrastructure	3,456.45	4,334.35	3,649.00	7,105.45	3,649.00	7,105.45	15,978.45	9,069.35	51,298.88	36,676.18	24,800.78	15,978.45
Power Cables	34,437.39	31,404.52	30,609.37	65,046.76	30,609.37	65,046.76	122,112.47	51,298.88	9,329.81	36,676.18	24,800.78	122,112.47
Transformer	5,806.20	4,769.03	5,180.19	10,986.39	5,180.19	10,986.39	36,676.18	9,329.81	10,179.27	24,800.78	24,800.78	36,676.18
Towers	9,010.86	7,689.34	8,291.72	17,302.58	8,291.72	17,302.58	24,800.78	10,179.27	106,806.66	258,134.71	258,134.71	24,800.78
Total	66,704.26	65,266.84	57,651.56	124,355.82	57,651.56	124,355.82	258,134.71	106,806.66	108.34	106,698.32	258,134.71	258,134.71
Less : Intersegment Sales	125.10	108.34	125.10	125.10	125.10	125.10	108.34	108.34	108.34	106,698.32	258,134.71	258,134.71
Net Sales	66,579.16	65,158.50	57,526.46	124,230.72	57,526.46	124,230.72	258,026.37	106,698.32	106,698.32	106,698.32	258,026.37	258,026.37
Segment Results :												
Profit Before Interest & Dep. & Taxes:												




DIAMOND POWER INFRASTRUCTURE LTD.

Corporate Office : Essen House, 5/9-10, B.I.D.C., Gorwa, Vadodara-390016, (Gujarat) India.

Ph. : 0265-2284328, 2283969. Fax : 0265-2280528

EMAIL : marketing@dicabs.com WEBSITE : www.diatron.in

Factory : Village Vadadala, Tal. Savli, Dist. Vadodara, India. Ph. : 02667-251516, 251354 Fax : 02667-251202





ISO 9001 : 2008
International Standards
Certifications
No. QAC/R91/0107



DIATRON™


Conductors	1,646.77	2,028.45	1,665.01	3,311.78	3,235.34	6,504.29
Power Infrastructure	382.99	462.43	569.98	952.97	1,114.49	1,777.42
Power Cables	4,613.63	3,204.89	3,692.94	7,706.57	5,926.74	12,675.69
Transformer	832.74	903.63	162.69	995.43	1,234.97	1,327.60
Towers	791.95	924.70	722.74	1,514.69	1,093.08	2,327.78
Total	7,668.08	7,524.09	6,813.36	14,481.44	12,604.61	24,012.78
Capital Employed						
Conductors	44,625.11	20,566.69	41,959.86	44,625.11	20,566.69	53,668.01
Power Infrastructure	1,103.88	11,029.16	1,359.53	1,103.88	11,029.16	1,327.57
Power Cables	78,529.43	48,023.06	76,716.12	78,529.43	48,023.06	94,442.77
Tower	21,625.20	11,602.08	20,633.39	21,625.20	11,602.08	26,007.37
Transformer	11,797.85	6,988.00	11,530.12	11,797.85	6,988.00	14,188.59
Windmill	-	3,045.00	1,925.82	-	3,045.00	2,466.45
Unallocable Capital Employed*	47,858.22	37,482.00	39,240.45	47,858.22	37,482.00	55,089.84
Total	205,539.69	138,736.00	193,365.30	205,539.69	138,736.00	247,190.59

Particulars	(Rs in Lacs)	
	For the Half year ended	For the Half year ended
	Ended on	Ended on
	30.09.2013	30.09.2012
	[Unaudited]	[Unaudited]
SHAREHOLDERS' FUNDS:		
(a) Capital	4,960.85	3,720.64
(b) Reserves and Surplus	75,648.44	67,137.18
LOAN FUNDS	128,805.95	98,152.35
TOTAL	209,415.24	169,010.18
FIXED ASSETS	75,004.22	56,043.08
INVESTMENTS	3,341.80	2,647.80
CURRENT ASSETS, LOANS AND ADVANCES		



DIAMOND POWER INFRASTRUCTURE LTD.

Corporate Office : Essen House, 5/9-10, B.I.D.C. Gorwa, Vadodara-390016. (Gujarat) India.
Ph. : 0265-2284328, 2283969, Fax : 0265-2280528
EMAIL : marketing@dicabs.com WEBSITE : www.diatron.in
Factory : Village Vadodra, Dist. Vadodra, Gujarat





ISO 9001 : 2008
International Standards
Certifications
Lic. No. QAC/R91/0107



ISO 14001:2004



OHSAS 18001:2007

DIATRON™



(a) Inventories	109,643.18	72,308.65
(b) Sundry Debtors	23,459.05	25,719.30
(c) Cash and Bank balances	13,083.23	7,697.44
(d) Other current assets	6,870.32	8,862.65
(e) Loans and Advances	17,014.74	14,017.16
TOTAL	170,070.52	128,605.21
Less: Current Liabilities and Provisions		
(a) Liabilities	37,616.56	16,496.76
(b) Provisions	2,718.49	3,332.72
Net Current Assets	129,735.47	108,775.73
MISCELLANEOUS EXPENDITURE	1,333.75	1,543.56
TOTAL	209,415.24	169,010.18

Notes on Account :-

1 The above Unaudited Financial Results have been reviewed by Statutory Auditor, the Audit Committee of the Board of Directors and the same have been taken on record at the Board Meeting held on 15/11/2013.

2 The Company is presently doing business in Five segments and therefore segmental reporting has been made.

3 Sales includes sales of All divisions and Branches of the Company & Inter Segment Transfer of RS 125.10 Lacs

4 *Unallocable Capital Employed Include CWIP aggregates to Rs 42776.62 Lacs; Cash, Bank Balances, Advances (for Capital expenditure only), Deposits and Windmill aggregate to Rs 5080.88 Lacs.

5 Ratio have been calculated as under


(a) Debt Services Coverage Ratio : (Net Profit + Depreciation+ Interest Expenses)/(Interest Expense+ Term Loan repayment)

(b) Interest Services Coverage Ratio : (Profit Before Interest, Depreciation & Tax /Interest Expenses)

6 Unallocable Capital Employed includes Fund deployed in Wind mill Aggregating to Rs 1563.69 Lacs in the current reporting period

Place : Vadodara

Date : 15/11/2013



For and on behalf of Board of Directors
Diamond Power Infrastructure Limited

(Amit Bhatnagar)
Managing Director



DIAMOND POWER INFRASTRUCTURE LTD.

Corporate Office - Essen House, 5/9-10, B.I.D.C., Gorwa, Vadodara-390010, (Gujarat) India.
Ph. : 0265-2284328, 2283969. Fax: 0265-2280528

EMAIL : marketing@dicabs.com WEBSITE : www.diatrion.in

Factory : Village Vadadala, Tal. Savli, Dist. Vadodara, India. Ph. : 02667-251516, 251354 Fax : 02667-251300

Factory : Village Vadadala, Tal. Savli, Dist. Vadodara, India. Ph. : 02667-251516, 251354 Fax : 02667-251300