

SUPREME INFRASTRUCTURE INDIA LIMITED
94/C, Supreme House, Opp IIT Main Gate, Powai, Mumbai 400 076

(Rs in Lacs)

PART I

STATEMENT OF STANDALONE UNAUDITED RESULTS FOR THE QUARTER AND HALF YEAR ENDED 30 SEPTEMBER 2013


	3 months ended	Preceding 3 months ended	Corresponding 3 months ended in previous year	Year to date figures for the current period ended	Year to date figures for the previous period ended	Previous year ended
	30.09.2013	30.06.2013	30.09.2012	30.09.2013	30.09.2012	31.03.2013
	Unaudited	Unaudited	Unaudited	Unaudited	Unaudited	Audited
1 Income from operations						
(a) Net Sales / Income from operation	31,154.73	44,147.61	34,709.80	75,302.34	78,327.88	198,695.02
(b) Other operating income	-	-	-	-	-	-
Total Income from operations (net)	31,154.73	44,147.61	34,709.80	75,302.34	78,327.88	198,695.02
2 Expenses						
a. (Increase) / Decrease in stock in trade and work in progress	1,798.48	701.40	134.04	2,499.88	(485.33)	(701.76)
b. Project expenses	20,839.93	34,093.69	26,638.62	54,933.62	62,434.79	160,163.08
c. Employee benefit expenses	1,746.22	1,632.06	965.53	3,378.28	2,009.31	5,366.87
d. Depreciation	907.59	870.03	789.35	1,777.62	1,537.23	3,358.99
e. Other expenses	1,856.71	517.74	897.90	2,374.45	1,289.08	3,019.75
Total expenses	27,148.93	37,814.92	29,425.44	64,963.85	66,785.08	171,206.93
3 Profit from operation before other income, finance cost and exceptional items (1-2)	4,005.80	6,332.69	5,284.36	10,338.49	11,542.80	27,488.09
4 Other income	298.86	105.33	41.86	404.19	135.12	406.28
5 Profit from operation before other income, finance cost and exceptional items (3-4)	4,304.66	6,438.02	5,326.22	10,742.68	11,677.92	27,894.37
6 Finance costs	3,003.22	3,163.79	2,541.93	6,167.01	5,305.92	11,918.05
7 Profit from ordinary activities after finance cost but before exceptional items (5-6)	1,301.44	3,274.23	2,784.29	4,575.67	6,372.00	15,976.32
8 Exceptional items	-	-	-	-	-	-
9 Profit (+) / Loss (-) from Ordinary activities before tax (7-8)	1,301.44	3,274.23	2,784.29	4,575.67	6,372.00	15,976.32
10 Tax expenses	422.26	1,062.32	843.32	1,484.58	1,847.88	5,012.53
11 Net Profit from Ordinary Activities after tax (9-10)	879.18	2,211.91	1,940.97	3,091.09	4,524.12	10,963.79
12 Extraordinary items	-	-	-	-	-	-
13 Net Profit for the period (11-12)	879.18	2,211.91	1,940.97	3,091.09	4,524.12	10,963.79
14 Paid-up equity share capital (Face Value of the Share Rs. 10 each)	1,674.21	1,674.21	1,674.21	1,674.21	1,674.21	1,674.21
15 Reserve excluding revaluation reserves per balance sheet of previous accounting year	N.A.	N.A.	N.A.	N.A.	N.A.	45,757.64
16 Earning Per Share (EPS)						
a) EPS Before Extraordinary Items Basic and Diluted	5.25	13.21	11.59	18.46	27.02	65.47
b) EPS After Extraordinary Items Basic and Diluted	5.25	13.21	11.59	18.46	27.02	65.47

See accompanying note to the financial results

PART II

A PARTICULARS OF SHAREHOLDING						
17 Public shareholding						
- Number of shares	7,047,755	7,063,473	7,263,587	7,047,755	7,263,587	7,136,587
- Percentage of shareholding	42.10%	42.19%	43.39%	42.10%	43.39%	42.63%
18 Promoters and Promoter Group Shareholding						
a) Pledged/Encumbered						
- No of shares	3,700,000	3,700,000	3,700,000	3,700,000	3,700,000	3,700,000
- Percentage of shares (as a % of the total shareholding of the promoter and promoter group)	38.17%	38.23%	39.04%	38.17%	39.04%	38.52%
- Percentage of shares (as a % of the total share capital of the Company)	22.10%	22.10%	22.10%	22.10%	22.10%	22.10%
b) Non Encumbered						
- No of shares	5,994,332	5,978,614	5,778,500	5,994,332	5,778,500	5,905,500
- Percentage of shares (as a % of the total shareholding of the promoter & promoter group)	61.83%	61.77%	60.96%	61.83%	60.96%	61.48%
- Percentage of shares (as a % of the total share capital of the Company)	35.80%	35.71%	34.51%	35.80%	34.51%	35.27%

Particulars	3 months ended 30.9.2013
B INVESTOR COMPLAINTS	
Pending at the beginning of the quarter	Nil
Received during the quarter	1
Disposed of during the quarter	1
Remaining unresolved at the end of the quarter	Nil





SUPREME INFRASTRUCTURE INDIA LTD.


Notes


1. The Statement of unaudited results have been reviewed by the Audit Committee and approved by the Board of Directors in their meeting held on 13 November 2013. The Statutory Auditors' of the Company have carried out a Limited Review of financial results for the quarter ended 30 September 2013 as required under Clause 41 of the Listing Agreement with the Stock Exchanges.
2. The Statement has been prepared on accrual basis under the historical cost convention and in accordance with the applicable accounting standards prescribed by the Companies (Accounting Standards), Rules 2006, the provisions of the Companies Act, 1956 and the Companies Act, 2013 (to the extent applicable). The accounting policies have been consistently applied unless otherwise stated.
3. During the current quarter ended 30 September 2013, the Company has invested in 95,000 0.001% Compulsorily Convertible Cumulative Participatory Preference Shares of Rs. 10 each in Supreme Infrastructure BOT Holdings Private Limited for an aggregate amount of Rs. 1,600 lakhs.
4. The activities of the Company comprise of only one business segment viz Engineering, Procurement and Construction ('EPC'). The Company operates in only one geographical segment viz India.
5. The figures for the previous periods have been regrouped wherever necessary to conform to current period's presentation.

Place: Mumbai
Date: 13 November 2013

For Supreme Infrastructure India Limited







Vikram Sharma
Managing Director



SUPREME INFRASTRUCTURE INDIA LTD.

SUPREME INFRASTRUCTURE INDIA LIMITED		
94/C, Supreme House, Opp IIT Main Gate, Powai, Mumbai 400 076		
(Rs in Lacs)		
Standalone Statement of Assets and Liabilities		
PARTICULARS	As at	As at
	30.09.2013	31.03.2013
	Unaudited	Audited
A. EQUITY AND LIABILITIES		
1. Shareholders' Funds		
a) Share capital	1,924.21	1,924.21
b) Reserves and surplus	48,848.74	45,757.64
	50,772.95	47,681.85
2. Non-Current Liabilities		
a) Long-term borrowings	25,351.49	23,508.63
b) Deferred tax liability (net)	1,044.63	1,044.13
c) Long-term provisions	144.28	194.24
	26,540.40	24,747.00
3. Current Liabilities		
a) Short-term borrowings	69,644.26	66,678.18
b) Trade payables	23,160.08	21,983.63
c) Other current liabilities	44,007.23	44,257.82
d) Short-term provisions	3,323.61	1,277.39
	140,135.18	134,197.02
TOTAL - EQUITY AND LIABILITIES	217,448.53	206,625.87
B. ASSETS		
1. Non-Current Assets		
a) Fixed Assets	29,226.75	30,675.00
b) Non-current investments	23,877.64	22,277.64
c) Long-term loans and advances	1,172.32	1,528.07
d) Other non-current assets	164.54	197.68
	54,441.25	54,678.39
2. Current Assets		
a) Current investments	158.39	173.39
b) Inventories	14,365.87	17,065.74
c) Trade receivables	79,407.31	67,896.96
d) Cash and bank balances	10,880.05	12,977.22
e) Short-term loans and advances	58,195.66	53,834.17
	163,007.28	151,947.48
TOTAL - ASSETS	217,448.53	206,625.87



Review Report

The Board of Directors of Supreme Infrastructure India Limited

1. We have reviewed the accompanying statement of unaudited financial results ('the Statement') of **Supreme Infrastructure India Limited** (the 'Company') for the quarter ended 30 September 2013 and the year to date results for the period 1 April 2013 to 30 September 2013 except for the disclosures regarding 'Public Shareholding' and 'Promoter and Promoter Group Shareholding' which have been traced from disclosures made by the management and have not been audited by us. This Statement is the responsibility of the Company's Management and has been approved by the Board of Directors. Our responsibility is to issue a report on the Statement based on our review.
2. We conducted our review in accordance with the Standard on Review Engagements (SRE) 2410, Review of Interim Financial Information Performed by the Independent Auditor of the Entity, issued by the Institute of Chartered Accountants of India. This standard requires that we plan and perform the review to obtain moderate assurance as to whether the Statement is free of material misstatement. A review is limited primarily to inquiries of company personnel and analytical procedures, applied to financial data and thus provides less assurance than an audit. We have not performed an audit and accordingly, we do not express an audit opinion.
3. Based on our review conducted as above, nothing has come to our attention that causes us to believe that the accompanying Statement prepared in accordance with applicable accounting standards, as notified under the Companies (Accounting Standards) Rules, 2006 (as amended) and other recognised accounting practices and policies has not disclosed the information required to be disclosed in terms of Clause 41 of the Listing Agreement, including the manner in which it is to be disclosed, or that it contains any material misstatement.


Walker, Chandio & Co

For **Walker, Chandio & Co**
Chartered Accountants
Firm Registration No: 001076N

Amy Jassani

per **Amy Jassani**
Partner
Membership No. F-46447

Place: Mumbai
Date: 13 November 2013



For **Shah & Kathariya**
Chartered Accountants
Firm Registration No: 115171W

Ronak Dharnidharka

per **Ronak Dharnidharka**
Partner
Membership No. 141555

Place: Mumbai
Date: 13 November 2013

