

Format for submission of Unaudited / Audited financial results by companies other than Banks

Annexure-1

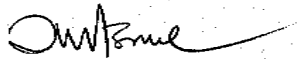
PART I							
Statement of Standalone / Consolidated Unaudited / Audited Results for the Quarter Ended 30.9.2013							
	Particulars	3 months ended	Preceding 3 months ended	Corresponding	Year to date figures for	Year to date figures for	RS.LACS
		30.9.2013	30.6.2013	3 months ended 30.9.2012	30.9.2013	30.9.2012	Previous year ended 31.03.2013
		Unaudited	Unaudited	Unaudited	Unaudited	Unaudited	Audited
1	Income from operations						
	(a) Net sales/income from operations (Net of excise duty)	1092.15	1115.00	1531.00	2176.00	2993.00	5502.00
	(b) Other operating income	-	-	-	-	-	-
	Total income from operations (net)	1092.15	1115.00	1531.00	2176.00	2993.00	5502.00
2	Expenses						
	(a) Cost of materials consumed	310.00	370.00	449.00	680.00	939.00	1823.07
	(b) Purchases of stock-in-trade	-	-	-	-	-	-
	(c) Changes in inventories of finished goods, work-in-progress and stock-in-trade	(11.54)	(22.00)	46.00	(63.37)	(58.00)	76.64
	(d) Employee benefits expense	54.00	54.00	48.00	108.00	102.00	259.68
	(e) Depreciation	33.50	33.00	40.00	67.00	82.00	144.49
	(f) Power & fuel	119.50	105.00	503.00	224.30	1055.00	1845.68
	(g) Packing	145.67	133.00	182.00	278.52	382.00	680.16
	(h) Selling expenses	50.00	94.00	67.00	89.00	100.00	330.01
	(i) Other expenses	232.60	80.00	100.00	366.90	203.00	330.00
	Total expenses	933.73	847.00	1435.00	1750.35	2805.00	5489.88
3	Profit / (Loss) from operations before other income, finance costs and exceptional items (1-2)	158.42	268.00	96.0	426.52	188.00	12.15

On behalf of Board signed


Managing Director

PART I							
Statement of Standalone / Consolidated Unaudited / Audited Results for the Quarter Ended 30.9.2013							RS.LACS
	Particulars	3 months ended 30.9.2013	Preceding 3 months ended 30.6.2013	Corresponding 3 months ended 30.9.2012	Year to date figures for 30.9.2013	Year to date figures for 30.9.2012	Previous year ended 31.3.2013
		Unaudited	Unaudited	Unaudited	Unaudited	Unaudited	(Audited)
4	Other income	-	-	-	-	-	267.34
5	Profit / (Loss) from ordinary activities before finance costs and exceptional items (3 ± 4)	158.42	268.00	96.00	426.52	188.00	279.49
6	Finance costs	21.00	12.00	24.00	33.00	44.00	112.01
7	Profit / (Loss) from ordinary activities after finance costs but before exceptional items (5 ± 6)	137.42	256.00	72.00	393.52	144.00	167.48
8	Exceptional items	-	-	-	-	-	97.59
9	Profit / (Loss) from ordinary activities before tax (7 ± 8)	137.42	256.00	72.00	393.52	144.00	69.89
10	Tax expense	-	-	-	-	-	-
11	Net Profit / (Loss) from ordinary activities after tax (9 ± 10)	137.42	256.00	72.00	393.52	144.00	69.89
12	Extraordinary items	-	-	-	-	-	-
13	Net Profit / (Loss) for the period (11 ± 12)	137.42	256.00	72.00	393.52	144.00	69.89

On behalf of the Board signed




Managing Director

PART I**Statement of Standalone / Consolidated Unaudited / Audited Results for the Quarter Ended 30.9.2013****RS.LACS**

	Particulars	3 months ended 30.9.2013	Preceding 3 months ended 30.6.2013	Corresponding 3 months ended 30.9.2012	Year to date figures for 30.9.2013	Year to date figures for 30.9.12	Previous year ended 31.3.2013
		Unaudited	Unaudited	Unaudited	Unaudited	Unaudited	Audited
14	Share of profit / (loss) of associates*	-	-	-	-	-	-
15	Minority interest *	-	-	-	-	-	-
16	Net Profit / (Loss) after taxes, minority interest and share of profit / (loss) of associates (13 ± 14 ± 15) *	137.42	256.00	72.00	393.52	144.00	69.89
17	Paid-up equity share capital (Face Value of the Share shall be indicated)	1262.00	1262.00	1262.00	1262.00	1262.00	1262.00
18	Reserve excluding Revaluation Reserves as per balance sheet of previous accounting year	4404.00	4404.00	4404.00	4404.00	4404.00	4404.00
19.i	Earnings per share (before extraordinary items) (not annualised):						
	(a.) Basic	1.09	2.03	0.60	3.12	1.14	0.55
	(b.) Diluted	1.09	2.03	0.60	3.12	1.14	0.55
19.ii	Earnings per share (before extraordinary items) (not annualised):						
	(a.) Basic	1.09	2.03	0.60	3.12	1.14	0.55
	(b.) Diluted	1.09	2.03	0.60	3.12	1.14	0.55

On behalf of the Board signed



Managing Director

PART II							
Statement of Standalone / Consolidated Unaudited / Audited Results for the Quarter Ended 30.9.2013							RS.LACS
	Particulars	3 months ended 30.9.2013	Preceding 3 months ended 30.6.2013	Corresponding 3 months ended 30.9.2012	Year to date figures for 30.9.2013	Year to date figures for 30.9.2012	Previous year ended 31.3.2013
A	PARTICULARS OF SHAREHOLDING						
1	Public shareholding						
	- Number of shares	11743784	11743784	11743784	11743784	11737042	11743784
	- Percentage of shareholding	93.06%	93.06%	93.06%	93.06%	93.00%	93.6%
2	Promoters and Promoter Group Shareholding						
	a) Pledged / Encumbered						
	- Number of shares	307716	307716	307716	307716	307716	307716
	- Percentage of shares (as a % of the total shareholding of promoter and promoter group)	35.14%	35.14%	35.14%	35.14%	35.14%	35.14%
	- Percentage of shares (as a % of the total share capital of the company)	2.44%	2.44%	2.43%	2.44%	2.44%	2.44%
	b) Non - encumbered						
	- Number of shares	567934	567934	567934	567934	567934	567934
	- Percentage of shares (as a % of the total shareholding of the Promoter and Promoter group)	64.86%	64.86%	64.80%	64.86%	64.86%	64.86%
	- Percentage of shares (as a % of the total share capital of the company)	4.50%	4.50%	4.50%	4.50%	4.50%	4.50%

	Particulars	months ended 30.09.13
B	INVESTOR COMPLAINTS	
	Pending at the beginning of the quarter	NIL
	Received during the quarter	NIL
	Disposed of during the quarter	NIL
	Remaining unresolved at the end of the quarter	NIL

On behalf of the Board signed



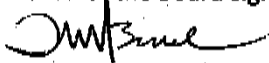
Managing Director

Triveni Glass Ltd
NO.1 Kanpur Road,Allahabad - 211001

RS.LACS

Standalone / Consolidated Statement of Assets and Liabilities Particulars		As at 30.9.2013 Unaudited	As at 30.06.2013 Audited
A	EQUITY AND LIABILITIES		
1	Shareholders' funds		
	(a) Share capital	1262.86	1262.86
	(b) Reserves and surplus	(6953.90)	(6953.90)
	(c) Money received against share warrants		-
	Sub-total - Shareholders' funds	(5691.02)	(5691.02)
		(4.93)	(4.93)
2	Share application money pending allotment		
3	Minority interest *		
4	Non-current liabilities	11680.10	11680.10
	(a) Long-term borrowings	-	-
	(b) Deferred tax liabilities (net)	-	-
	(c) Other long-term liabilities	-	-
	(d) Long-term provisions		
	Sub-total - Non-current liabilities	11680.10	11680.10
5	Current liabilities		
	(a) Short-term borrowings	710.60	776.60
	(b) Trade payables	1100.00	1058.20
	(c) Other current liabilities	2850.00	2922.20
	(d) Short-term provisions	-	-
	Sub-total - Current liabilities	4660.60	4757.0
B	TOTAL - EQUITY AND LIABILITIES	10644.75	10741.15
	ASSETS		
1	Non-current assets		
	(a) Fixed assets	8286.30	8286.30
	(b) Goodwill on consolidation *	-	-
	(c) Non-current investments	17.70	17.70
	(d) Deferred tax assets (net)	-	-
	(e) Long-term loans and advances	-	-
	(f) Other non-current assets	-	-
	Sub-total - Non-current assets	8304.00	8304.00
2	Current assets		
	(a) Current investments	-	-
	(b) Inventories	480.05	519.05
	(c) Trade receivables	720.60	733.60
	(d) Cash and cash equivalents	245.80	292.20
	(e) Short-term loans and advances	894.30	892.30
	(f) Other current assets	-	-
	Sub-total - Current assets	2340.95	2437.15
	TOTAL - ASSETS	10644.75	10741.15

On behalf of the Board signed



Managing Director