


Vimta Labs Limited

Registered Office
142, IDA Phase II, Cherlapally
Hyderabad-500 051, India
T : +91 40 2726 4141
F : +91 40 2726 3657


UNAUDITED FINANCIAL RESULTS FOR THE QUARTER AND HALF YEAR ENDED SEPTEMBER 30, 2013

(₹ in Lakhs)

Particulars	Quarter ended			Six months ended		Year ended
	30.09.2013	30.06.2013	30.09.2012	30.09.13	30.09.12	31.03.2013
	Unaudited	Unaudited	Unaudited	Unaudited	Unaudited	Audited
PART I						
1. Income from operations						
(a) Net sales/ income from operations (Net of taxes)	3054.57	2742.98	2764.91	5797.55	5403.44	10910.28
(b) Other operating income	0.00	0.00	0.00	0.00	0.00	0.00
Total income from operations (net)	3054.57	2742.98	2764.91	5797.55	5403.44	10910.28
2. Expenses						
(a) Cost of materials consumed	610.89	555.11	513.76	1166.00	1019.76	2091.94
(b) Purchases of stock-in-trade	0.00	0.00	0.00	0.00	0.00	0.00
(c) Changes in inventories of finished goods, work-in-progress and stock-in-trade	24.44	-28.90	139.78	-4.46	329.55	354.46
(d) Employee benefits expense	671.83	635.15	608.22	1306.98	1192.87	2415.66
(e) Depreciation and amortisation expense	250.50	233.52	393.10	484.02	782.92	1499.64
(f) Other expenses (Any item exceeding 10% of the total expenses relating to continuing operations to be shown separately)	996.37	858.00	971.01	1854.37	1844.54	3978.16
Total expenses	2554.03	2252.88	2625.87	4806.91	5169.64	10339.86
3. Profit / (Loss) from operations before other income, finance costs and exceptional items (1-2)	500.54	490.10	139.04	990.64	233.80	570.42
4. Other income	115.26	83.84	-27.40	199.10	42.93	132.58
5. Profit / (Loss) from ordinary activities before finance costs and exceptional items (3 ± 4)	615.80	573.94	111.64	1189.74	276.73	703.00
6. Finance costs	101.32	84.46	38.53	185.78	175.52	265.53
7. Profit / (Loss) from ordinary activities after finance costs but before exceptional items (5 ± 6)	514.48	489.48	73.11	1003.96	101.21	437.47
8. Exceptional items	0.00	0.00	0.00	0.00	0.00	0.00
9. Profit / (Loss) from ordinary activities before tax (7 ± 8)	514.48	489.48	73.11	1003.96	101.21	437.47
10. Tax expense	130.99	115.41	-15.47	246.40	-35.43	16.13
11. Net Profit / (Loss) from ordinary activities after tax (9 ± 10)	383.49	374.07	88.58	757.56	136.64	421.34
12. Extraordinary items	0.00	0.00	0.00	0.00	0.00	0.00
13. Net Profit / (Loss) for the period (11 ± 12)	383.49	374.07	88.58	757.56	136.64	421.34
14. Paid-up equity share capital	442.16	442.16	442.16	442.16	442.16	442.16
Face Value of the Shares (₹)	2/-	2/-	2/-	2/-	2/-	2/-
15. Reserve excluding Revaluation Reserves as per balance sheet of previous accounting year						10789.98
16.i Earnings per share (before extraordinary items) (of Rs.2/- each) (not annualised):						
(a) Basic (₹)	1.73/-	1.69/-	0.40	3.43/-	0.62	1.90/-
(b) Diluted (₹)	1.73/-	1.69/-	0.40	3.43/-	0.62	1.90/-
16.ii Earnings per share (after extraordinary items) (of Rs.2/- each) (not annualised)						
(a) Basic (₹)	1.73/-	1.69/-	0.40	3.43/-	0.62	1.90/-
(b) Diluted (₹)	1.73/-	1.69/-	0.40	3.43/-	0.62	1.90/-



Particulars	30.09.2013	30.06.2013	30.09.2012	30.09.13	30.09.12	31.03.2013
	Unaudited	Audited	Unaudited	Unaudited	Unaudited	Audited
PART-II						
A. PARTICULARS OF SHAREHOLDING						
1. Public shareholding	13868789	13939265	13956591	13868789	13956591	13942800
- Number of shares	62.73	63.05	63.13	62.73	63.13	63.07
- Percentage of shareholding						
2. Promoters and Promoter Group Shareholding **						
a) Pledged / Encumbered						
- Number of shares						
- Percentage of shares (as a % of the total shareholding of promoter and promoter group)						
- Percentage of shares (as a % of the total share capital of the company)						
b) Non - encumbered						
- Number of shares	8239021	8168545	8151219	8239021	8151219	8165010
- Percentage of shares (as a % of the total shareholding of the Promoter and Promoter group)	100	100	100	100	100	100
- Percentage of shares (as a % of the total share capital of the company)	37.27	36.95	36.87	37.27	36.87	36.93


Notes :

- 1) The above financial results were reviewed by the Audit committee and approved by the Board of Directors at its meeting held on November 07, 2013. Auditors have carried out a limited review of the financial results for the quarter ended September 30, 2013 as required under clause 41 of the listing agreement and issued unqualified review report.
- 2) The business of the company falls under a single segment i.e, "Contract Research & Testing" for the purpose of Accounting Standard-17 referred to in Section 129(1) of Companies Act, 2013 (Section 211(3C) of the Companies Act, 1956).
- 3) Investors Complaints : Pending at the beginning of the Quarter : NIL; Received during the quarter : NIL; Disposed of during the quarter : NIL Remaining unresolved at the end of the quarter : NIL
- 4) Previous periods/year's figures have been regrouped / recasted wherever considered to conform to the layout of the accounts adopted in this current period/year.

*Per our limited Review Report
even date attached.*

For SARATHY & BALU
Chartered Accountants
(Firm Regn. No. 003621S)

J. Venkateswarlu
Partner
ICAI Ms. No. 022481



STATEMENT OF ASSETS AND LIABILITIES

(₹ in Lakhs)

	as at	as at
	30.09.2013	30.09.2012
	(Unaudited)	
A EQUITY AND LIABILITIES		
1 Shareholders' funds		
(a) Share capital	442.16	442.16
(b) Reserves and surplus	11547.53	10659.45
Sub-total - Shareholders' funds	11989.69	11101.61
2 Non-current liabilities		
(a) Long-term borrowings	0.00	0.00
(b) Deferred tax liabilities (net)	95.14	78.65
(c) Other long-term liabilities	60.00	60.00
Sub-total - Non-current liabilities	155.14	138.65
3 Current liabilities		
(a) Short-term borrowings	807.35	1202.86
(b) Trade payables	759.46	912.31
(c) Other current liabilities	831.41	790.43
(d) Short-term provisions	151.14	156.06
Sub-total - Current liabilities	2549.36	3061.66
Total - Equity and Liabilities	14694.19	14301.92
B ASSETS		
1 Non-current assets		
Fixed Assets		
(a) Tangible assets	9214.53	9832.43
(b) Intangible assets	5.74	12.84
(c) Long-term loans and advances	1062.07	801.15
Sub-total - Non-current assets	10282.34	10646.42
2 Current assets		
(a) Inventories	1210.82	989.76
(b) Trade receivables	2787.12	2391.93
(c) Cash and cash equivalents	142.60	129.42
(d) Short-term loans and advances	271.31	144.39
Sub-total - Current assets	4411.85	3655.50
Total - Assets	14694.19	14301.92

5) Previous periods / year's figures have been regrouped / recasted wherever considered to conform to to the layout of the accounts adopted in this current period/year.


Place : Hyderabad
Date : 07.11.2013

For Vimta Labs Limited



Per our limited review report of even date attached
For Sarathy & Balu
Chartered Accountants
(Firm Regn. No.003621S)

J. Venkateswarlu
Partner
ICAI Ms.No022481



Place : Hyderabad
Date : 07.11.2013

SARATHY & BALU
CHARTERED ACCOUNTANTS

#12, Master Sai Apartments
Somajiguda, Hyderabad - 500 082.
Ph. : +91-040-23312442, 23396336
Fax : +91-040-23322463
E-mail : jv9009@hotmail.com

LIMITED REVIEW REPORT


Review Report to VIMTA LABS LIMITED, Hyderabad.

We have reviewed the accompanying statement of unaudited financial results of **M/s VIMTA LABS LIMITED**, for the period ended **30-09-2013** except for the disclosures regarding 'Public Shareholding' and 'Promoter and Promoter Group Shareholding' which have been traced from disclosures made by the management and have not been audited by us. This statement is the responsibility of the Company's Management and has been approved by the Board of Directors / Committee of Board of Directors. Our responsibility is to issue a report on these financial statements based on our review.


We conducted our review in accordance with the Standard on Review Engagement (SRE) 2400, engagements to Review Financial Statements issued by the Institute of Chartered Accountants of India. This standard requires that we plan and perform the review to obtain moderate assurance as to whether the financial statements are free of material misstatement. A review is limited primarily to inquiries of company personnel and analytical procedures applied to financial data and thus provides less assurance than an audit. We have not performed an audit and accordingly, we do not express an audit opinion.

Based on our review conducted as above, nothing has come to our attention that causes us to believe that the accompanying statement of unaudited financial results prepared in accordance with applicable accounting standards and other recognized accounting practices and policies has not disclosed the information required to be disclosed in terms of Clause 41 of the Listing Agreement including the manner in which it is to be disclosed, or that it contains any material misstatement.

Place: Hyderabad
Date: 07-11-2013



for SARATHY & BALU
Chartered Accountants
(Firm Regn.No.003621S)


J. VENKATESWARLU
Partner
ICAI Ms. No.022481