

Standalone

REVISED COPY

**Sicagen India Limited**

Regd Office : Adyar House, Chennai - 600085

Corporate Office : IV FLOOR, Spic House


88, Mount Road, Gulindy, Chennai - 600032



Standalone Audited Financial Results for the quarter and year ended MARCH 31, 2013

(' In lakhs)

Particulars	Quarter ended			Year ended	
	31.03.13 (Audited)	31.12.12 (Unaudited)	31.03.12 (Audited)	31.03.13 (Audited)	31.03.12 (Audited)
<b>Income from operations</b>					
(a) Net sales/income from operations (Net of excise duty)	22118	20712	24783	88165	93725
(b) Other operating income	56	42	78	253	264
<b>Total income from operations (net)</b>	<b>22174</b>	<b>20754</b>	<b>24861</b>	<b>88418</b>	<b>93989</b>
<b>Expenses</b>					
(a) Cost of materials consumed	1558	1420	1197	4996	5156
(b) Purchases of stock-in-trade	18536	17017	22831	75807	84364
(c) Changes in inventories of finished goods, work-in-progress and stock-in-trade	76	406	(900)	418	(2113)
(d) Employee benefits expense	530	520	459	2088	1834
(e) Depreciation and amortisation expense	65	54	61	222	208
(f) Other expenses	673	564	527	2348	1946
<b>Total expenses</b>	<b>21439</b>	<b>20001</b>	<b>23975</b>	<b>85880</b>	<b>91393</b>
<b>Profit / (Loss) from operations before other income, finance costs and exceptional items</b>	<b>735</b>	<b>753</b>	<b>886</b>	<b>2538</b>	<b>2596</b>
Other income	371	189	(195)	802	323
<b>Profit / (Loss) from ordinary activities before finance costs and exceptional items</b>	<b>1106</b>	<b>942</b>	<b>691</b>	<b>3340</b>	<b>2919</b>
Finance costs	265	265	281	1091	825
<b>Profit / (Loss) from ordinary activities after finance costs but before exceptional items</b>	<b>841</b>	<b>677</b>	<b>410</b>	<b>2249</b>	<b>2094</b>
Exceptional items (Net)	(168)	0	94	(168)	554
<b>Profit / (Loss) from ordinary activities before tax</b>	<b>673</b>	<b>677</b>	<b>504</b>	<b>2081</b>	<b>2648</b>
Tax expense	387	182	201	751	698
<b>Net Profit / (Loss) from ordinary activities after tax</b>	<b>286</b>	<b>495</b>	<b>303</b>	<b>1330</b>	<b>1950</b>
<b>Net Profit / (Loss) for the period</b>	<b>286</b>	<b>495</b>	<b>303</b>	<b>1330</b>	<b>1950</b>
Paid-up equity share capital (Face Value of ` 10/- each)				3957	3957
Reserve excluding Revaluation Reserves as per balance sheet of previous accounting year				36017	34527
<b>Earnings per share (before exceptional items)</b> (of ` 10/- each) (not annualised): Basic and Diluted				3.79	3.53
<b>Earnings per share (after exceptional items)</b> (of ` 10/- each) (not annualised): Basic and Diluted				3.36	4.93



Standalone

**Sicagen India Limited**

REVISED COPY

Regd Office : Adyar House, Chennai - 600085  
 Corporate Office : IV FLOOR, Spic House  
 88, Mount Road, Guindy, Chennai - 600032




Select information for the quarter and year ended MARCH 31, 2013

(' In lakhs)

	Particulars	Quarter ended			Year ended	
		31.03.13 (Audited)	31.12.12 (Unaudited)	31.03.12 (Audited)	31.03.13 (Audited)	31.03.12 (Audited)
<b>A</b>	<b>PARTICULARS OF SHAREHOLDING</b>					
<b>1</b>	Public shareholding					
	- Number of shares	22487833	22487833	20932833	22487833	20932833
	- Percentage of shareholding	56.83	56.83	52.90	56.83	52.90
<b>2</b>	Promoters and Promoter Group Shareholding					
	a) Pledged / Encumbered					
	- Number of shares	Nil	Nil	Nil	Nil	Nil
	- Percentage of shares (as a % of the total shareholding of promoter and promoter group)	Nil	Nil	Nil	Nil	Nil
	- Percentage of shares (as a % of the total share capital of the company)	Nil	Nil	Nil	Nil	Nil
	b) Non - encumbered					
	- Number of shares	17083851	17083851	18638851	17083851	18638851
	- Percentage of shares (as a % of the total shareholding of the Promoter and Promoter group)	100	100	100	100	100
	- Percentage of shares (as a % of the total share capital of the company)	43.17	43.17	47.10	43.17	47.10

	Particulars	Quarter ended March 31, 2013
<b>B</b>	<b>INVESTOR COMPLAINTS</b>	
	Pending at the beginning of the quarter	Nil
	Received during the quarter	2
	Disposed of during the quarter	1
	Remaining unresolved at the end of the quarter	1



4/10

Standalone

REVISED COPY

Sicagen India Limited

Regd Office : Adyar House, Chennai - 600085

Corporate Office : IV FLOOR, Spic House

88, Mount Road, Guindy, Chennai - 600032



Standalone Segmentwise Revenue, Results and Capital Employed  
for the Quarter/Year ended March 31, 2013

(' in lakhs)

S.No.	Particulars	Quarter ended			Year ended	
		31.03.13 (Audited)	31.12.12 (Unaudited)	31.03.12 (Audited)	31.03.13 (Audited)	31.03.12 (Audited)
A	SEGMENT REVENUE					
	a) Trading	20269	19059	23695	83018	88803
	b) Manufacturing	1909	1695	1169	5405	5191
	TOTAL	22178	20754	24864	88423	93994
	Less: Inter Segment Sales	4	0	3	5	5
	Net Income from Operations/Sales	22174	20754	24861	88418	93989
B	SEGMENT RESULTS					
	a) Trading	540	571	752	2488	2450
	b) Manufacturing	527	456	139	1103	759
	TOTAL	1067	1027	891	3591	3209
	Less :Interest	198	212	188	840	634
	Other Un-allocable Expenditure net of un-allocable Income	28	138	293	502	481
	Total Profit before tax and Exceptional Items	841	677	410	2249	2094
	Exceptional items (Net)	-168	0	94	-168	554
	Total Profit before tax	673	677	504	2081	2648
C	CAPITAL EMPLOYED (Segment Assets- Segment Liabilities)					
	a) Trading				10567	10946
	b) Manufacturing				2063	1596
	Total				12630	12542
	Other un-allocable Corporate Assets less other un-allocable Corporate Liabilities				28213	27432



Standalone

REVISED COPY

**Sicagen India Limited**

Regd Office : Adyar House, Chennai - 600085


Corporate Office : IV FLOOR, Spic House

88, Mount Road, Guindy, Chennai - 600032

**Standalone Statement of Assets & Liabilities**

(` in lakhs)

Particulars	Year ended	
	31.03.13 (Audited)	31.03.12 (Audited)
<b>EQUITY AND LIABILITIES</b>		
<b>Shareholders' funds</b>		
Share capital	3957	3957
Reserves and surplus	36886	36017
	40843	39974
<b>Non-current liabilities</b>		
Long-term borrowings	1625	1878
Deferred tax liabilities (net)	556	355
Other long-term liabilities	622	947
Long-term provisions	2335	1739
	5138	4919
<b>Current liabilities</b>		
Short-term borrowings	8331	7163
Trade payables	4176	3225
Other current liabilities	1712	2719
Short-term provisions	1377	1415
	15596	14522
<b>TOTAL</b>	<b>61577</b>	<b>59415</b>
<b>ASSETS</b>		
<b>Non-current assets</b>		
Fixed assets	3352	3019
Non-current investments	13498	13262
Deferred tax assets (net)		
Long-term loans and advances	16564	17434
Other non-current assets	1335	1411
	34749	35126
<b>Current assets</b>		
Inventories	9365	8420
Trade receivables	9870	8250
Cash and cash equivalents	2829	2260
Short-term loans and advances	4763	5354
Other current assets	1	5
	26828	24289
<b>TOTAL</b>	<b>61577</b>	<b>59415</b>



## STANDALONE

REVISED COPY

**Sicagen India Limited**

Regd Office : Adyar House, Chennai - 600085


Corporate Office : IV FLOOR, Spic House

88, Mount Road, Guindy, Chennai - 600032

**NOTES**

- 1 Clause 41 of the Listing agreement requires Companies to either publish standalone or consolidated financial results in the newspaper . The Company in compliance with this provision, has opted to publish the consolidated financial results. The standalone financial results will, however be made available to BSE and NSE and will also be posted on the Company's website [www.sicagen.com](http://www.sicagen.com).
- 2 The above audited results of the Company were reviewed by the Audit Committee and approved by the Board of Directors at its meeting held on 08.05.13.
- 3 Segment Definition - Trading segment comprises of Building Materials, Vehicle Sales & Governor Services, Manufacturing segment relates to manufacture of Drums, Speciality Chemicals & Boat Building.
- 4 The Board of Directors have recommended a dividend of Re.1/- per equity share of Rs.10/- each for the financial year 2012-13 subject to the approval of shareholders in the ensuing Annual General Meeting.
- 5 Provision for Tax includes Current Tax and Deferred Tax .
- 6 Figures for the previous periods have been regrouped, reclassified and rearranged wherever necessary.

Place : Chennai  
Date : 08.05.13



For and on behalf of the Board

A handwritten signature in black ink, appearing to read 'Devidas Mali'.

Devidas Mali  
COO & Whole Time Director

7/10

Consolidated

REVISED COPY

**Sicagen India Limited**

Regd Office : Adyar House, Chennai - 600085

Corporate Office : IV FLOOR, Spic House

88, Mount Road, Guindy, Chennai - 600032



Consolidated Audited Financial Results for the quarter and year ended MARCH 31, 2013

(' In lakhs)

Particulars	Quarter ended			Year ended	
	31.03.13 (Audited)	31.12.12 (Unaudited)	31.03.12 (Audited)	31.03.13 (Audited)	31.03.12 (Audited)
<b>Income from operations</b>					
(a) Net sales/income from operations (Net of excise duty)	25864	24422	27657	102489	105567
(b) Other operating income	62	42	78	259	264
<b>Total income from operations (net)</b>	<b>25926</b>	<b>24464</b>	<b>27735</b>	<b>102748</b>	<b>105831</b>
<b>Expenses</b>					
(a) Cost of materials consumed	4757	4252	3245	16673	14748
(b) Purchases of stock-in-trade	18538	17017	22630	75807	84363
(c) Changes in inventories of finished goods, work-in-progress and stock-in-trade	15	620	(860)	492	(2010)
(d) Employee benefits expense	842	749	663	2994	2480
(e) Depreciation and amortisation expense	118	105	112	424	394
(f) Other expenses	876	874	307	3398	2737
<b>Total expenses</b>	<b>25144</b>	<b>23617</b>	<b>26297</b>	<b>99766</b>	<b>102712</b>
<b>Profit / (Loss) from operations before other income, finance costs and exceptional items</b>	<b>782</b>	<b>847</b>	<b>1438</b>	<b>2960</b>	<b>3119</b>
Other income	367	217	(195)	850	400
<b>Profit / (Loss) from ordinary activities before finance costs and exceptional items</b>	<b>1149</b>	<b>1064</b>	<b>1243</b>	<b>3810</b>	<b>3519</b>
Finance costs	268	268	647	1101	1199
<b>Profit / (Loss) from ordinary activities after finance costs but before exceptional items</b>	<b>881</b>	<b>796</b>	<b>596</b>	<b>2709</b>	<b>2320</b>
Exceptional items (Net)	(109)	(17)	94	(126)	554
<b>Profit / (Loss) from ordinary activities before tax</b>	<b>772</b>	<b>779</b>	<b>690</b>	<b>2583</b>	<b>2874</b>
Tax expense	364	208	287	786	822
<b>Net Profit / (Loss) from ordinary activities after tax</b>	<b>408</b>	<b>571</b>	<b>403</b>	<b>1787</b>	<b>2052</b>
Extraordinary items					
<b>Net Profit / (Loss) for the period</b>	<b>408</b>	<b>571</b>	<b>403</b>	<b>1787</b>	<b>2052</b>
Paid-up equity share capital (Face Value of Rs 10/- each)				3957	3957
Reserve excluding Revaluation Reserves as per balance sheet of previous accounting year				40165	35459
<b>Earnings per share (before exceptional items) (of ` 10/- each) (not annualised): Basic and Diluted</b>				<b>4.83</b>	<b>3.79</b>
<b>Earnings per share (after exceptional items) (of ` 10/- each) (not annualised): Basic and Diluted</b>				<b>4.52</b>	<b>5.19</b>



Consolidated

REVISED COPY

**Sicagen India Limited**

Regd Office : Adyar House, Chennai - 600085

Corporate Office : IV FLOOR, Spic House

88, Mount Road, Guindy, Chennai - 600032

Consolidated Segmentwise Revenue, Results and Capital Employed  
for the Quarter/Year ended March 31, 2013

(' in lakhs)

S.No.	Particulars	Quarter ended			Year ended	
		31.03.13 (Audited)	31.12.12 (Unaudited)	31.03.12 (Audited)	31.03.13 (Audited)	31.03.12 (Audited)
<b>A</b>	<b>SEGMENT REVENUE</b>					
	a) Trading	20269	19059	23695	83018	88803
	b) Manufacturing	5661	5405	4043	19735	17033
	<b>TOTAL</b>	<b>25930</b>	<b>24464</b>	<b>27738</b>	<b>102753</b>	<b>105836</b>
	Less: Inter Segment Sales	4	0	3	5	5
	<b>Net Income from Operations/Sales</b>	<b>25926</b>	<b>24464</b>	<b>27735</b>	<b>102748</b>	<b>105831</b>
<b>B</b>	<b>SEGMENT RESULTS</b>					
	a) Trading	515	596	678	2488	2450
	b) Manufacturing	578	547	689	1550	1278
	<b>TOTAL</b>	<b>1093</b>	<b>1143</b>	<b>1367</b>	<b>4038</b>	<b>3728</b>
	Less :Interest	198	212	555	841	1001
	Other Un-allocable Expenditure net of un-allocable Income	14	135	216	488	407
	<b>Total Profit before tax and Exceptional Items</b>	<b>881</b>	<b>796</b>	<b>596</b>	<b>2709</b>	<b>2320</b>
	Exceptional items (Net)	-109	-17.00	94	-126	554
	<b>Total Profit before tax</b>	<b>772</b>	<b>779</b>	<b>690</b>	<b>2583</b>	<b>2874</b>
<b>C</b>	<b>CAPITAL EMPLOYED</b> (Segment Assets- Segment Liabilities)					
	a) Trading				10567	10946
	b) Manufacturing				6218	4737
	<b>Total</b>				<b>16785</b>	<b>15683</b>
	Other un-allocable Corporate Assets less other un-allocable Corporate Liabilities				29277	28439



9/10

Consolidated

REVISED COPY

**Sicagen India Limited**

Regd Office : Adyar House, Chennai - 600085

Corporate Office : IV FLOOR, Spic House

88, Mount Road, Guindy, Chennai - 600032

**Consolidated Statement of Assets & Liabilities**

(' in lakhs)

Particulars	Year ended	
	31.03.13 (Audited)	31.03.12 (Audited)
<b>EQUITY AND LIABILITIES</b>		
<b>Shareholders' funds</b>		
Share capital	3957	3957
Reserves and surplus	42105	40165
	46062	44122
<b>Non-current liabilities</b>		
Long-term borrowings	1625	1878
Deferred tax liabilities (net)	628	434
Other long-term liabilities	655	978
Long-term provisions	2335	1739
	5243	5029
<b>Current liabilities</b>		
Short-term borrowings	8331	7163
Trade payables	4555	3642
Other current liabilities	1907	2879
Short-term provisions	1432	1506
	16225	15190
<b>TOTAL</b>	<b>67530</b>	<b>64341</b>
<b>ASSETS</b>		
<b>Non-current assets</b>		
Fixed assets	6161	5739
Non-current investments	10031	9799
Deferred tax assets (net)		
Long-term loans and advances	15008	15846
Other non-current assets	2877	2970
	34077	34354
<b>Current assets</b>		
Inventories	11936	10875
Trade receivables	12416	10282
Cash and cash equivalents	4209	3409
Short-term loans and advances	4891	5416
Other current assets	1	5
	33453	29987
<b>TOTAL</b>	<b>67530</b>	<b>64341</b>





10/10

CONSOLIDATED

REVISED COPY

**Sicagen India Limited**

Regd Office : Adyar House, Chennai - 600085


Corporate Office : IV FLOOR, Spic House

88, Mount Road, Guindy, Chennai - 600032

**NOTES**

- 1 Clause 41 of the Listing agreement requires Companies to either publish standalone or consolidated financial results in the newspaper. The Company in compliance with this provision, has opted to publish the consolidated financial results. The standalone financial results will, however be made available to BSE and NSE and will also be posted on the Company's website www.sicagen.com.
- 2 The above audited results of the Company were reviewed by the Audit Committee and approved by the Board of Directors at its meeting held on 08.05.13
- 3 Segment Definition - Trading segment comprises of Building Materials, Vehicle Sales & Governor Services, Manufacturing segment relates to manufacture of Drums, Speciality Chemicals, Boat Building & Cables.
- 4 The Board of Directors have recommended a dividend of Re.1/- per equity share of Rs.10/- each for the financial year 2012-13 subject to the approval of shareholders in the ensuing Annual General Meeting.
- 5 Provision for Tax includes Current Tax and Deferred Tax .
- 6 Figures for the previous periods have been regrouped, reclassified and rearranged wherever necessary.

Place : Chennai  
Date : 08.05.13



For and on behalf of the Board

A handwritten signature in black ink, appearing to read "Devidas Mali".

Devidas Mali  
COO & Whole Time Director