

Career Point Limited

(Formerly known as Career Point Infosystems Ltd.)

Registered Office: 112B, Shakti Nagar, Kota, Rajasthan - 324009

UNAUDITED STANDALONE FINANCIAL RESULTS FOR THE QUARTER ENDED ON 31ST DECEMBER, 2012

(₹ in Lakhs) (except EPS and share data)

S. No.	Particulars	3 Months ended			9 Months ended			Year ended March 31, 2012 (Audited)
		December 31, 2012	December 31, 2011	September 30, 2012	December 31, 2012	December 31, 2011	December 31, 2011	
1	(a) Income from Operations	1,862.68	2,139.63	1,821.95	5,137.82	5,796.16	7,958.95	
2	Total Income	1,862.68	2,139.63	1,821.95	5,137.82	5,796.16	7,958.95	
	Expenditure							
	a) Cost of Study Material consumed	27.74	40.03	62.32	180.41	195.74	234.73	
	b) Changes in inventories of finished goods	30.51	29.88	14.30	(2.60)	(22.13)	(13.99)	
	c) Employees costs	931.26	941.54	873.70	2,554.75	2,483.30	3,353.67	
	d) Depreciation & Amortisation	45.72	65.22	45.25	133.61	128.97	166.02	
	e) General Administration and Other expenses	223.06	243.36	321.60	1,096.88	1,219.23	1,532.84	
3	Total Expenditure	1,268.29	1,310.03	1,317.17	3,963.05	4,005.11	5,273.27	
4	Profit from Operations before Other Income, Interest and Exceptional Items (1-2)	624.39	829.60	504.18	1,174.77	1,791.06	2,685.68	
5	Other Income	128.26	671.52	272.89	801.30	1,493.51	1,770.54	
6	Profit before Interest and Exceptional Items (3+4)	752.65	1,501.12	777.07	1,976.07	3,284.56	4,456.22	
7	Interest Expense	20.89	1.60	7.43	28.25	3.04	4.30	
8	Profit after Interest Expense but before Exceptional Items (5-6)	731.76	1,499.52	769.64	1,947.82	3,281.52	4,451.92	
9	Exceptional Items							
10	Provision for taxes	731.76	1,499.52	769.64	1,947.82	3,281.52	4,451.92	
	a) Provision for tax	199.50	348.00	175.50	410.50	619.00	1,114.39	
	b) Provision for deferred tax	13.72	5.86	18.89	42.84	8.58	1.61	
	c) Income tax for earlier years							
11	Total Provision for taxes	213.22	353.86	194.19	453.34	689.94	1,272.33	
12	Profit from Ordinary Activities after tax (9-10)	518.54	1,145.66	575.25	1,293.48	2,291.58	3,179.59	
13	Extraordinary Items							
14	Net Profit after tax for the period/year (11-12)	518.54	1,145.66	575.25	1,293.48	2,291.58	3,179.59	
15	Paid-up Equity Share Capital (Face value of ₹ 10/- each)	1,813.29	1,813.29	1,813.29	1,813.29	1,813.29	1,813.29	
16	Reserves excluding Revaluation Reserve						28,663.61	
	Earnings Per Share (EPS)							
	a) Basic & Diluted EPS before Extraordinary Items ₹	2.86	6.32	3.17	7.13	12.64	17.53	
	b) Basic & Diluted EPS after Extraordinary Items ₹	2.86	6.32	3.17	7.13	12.64	17.53	

PART - II SELECT INFORMATION FOR THE QUARTER ENDED DECEMBER 31, 2012

A	PARTICULARS OF SHAREHOLDING	3 Months ended			9 Months ended			Year ended March 31, 2012 (Audited)
		December 31, 2012	December 31, 2011	September 30, 2012	December 31, 2012	December 31, 2011	December 31, 2011	
1	Public Shareholding	7,251,182	7,262,941	7,251,182	7,251,182	7,262,941	7,259,941	
	- No. of shares	39.99	40.05	39.99	39.99	40.05	40.04	
	- Percentage of shareholding							
	Promoters and promoter group Shareholding							
	- Pledged/Encumbered							
	Number of shares							
	- Percentage of shares (as a % of the total shareholding of promoter and promoter company)							
	- Percentage of shares (as a % of the total share capital of the company)							



b) Non-encumbered		10,881,757		10,881,757		10,881,757		10,881,757		10,872,998	
-Number of Shares		100	100	100	100	100	100	100	100	100	100
-Percentage of shares (as a % of the total shareholding of promoter and promoter)		60.01	60.01	60.01	60.01	60.01	60.01	60.01	60.01	60.01	59.96
-Percentage of shares (as a % of the total share capital of the company)		59.96	59.96	59.96	59.96	59.96	59.96	59.96	59.96	59.96	59.96

B INVESTOR COMPLAINTS	3 month ended December 31, 2012
Pending at the beginning of the quarter	Nil
Received during the quarter	Nil
Disposed of during quarter	Nil
Remaining unresolved at the end of the quarter	Nil

Notes:

- i) The above financial results have been Limited Reviewed by the Statutory Auditors, reviewed by the audit committee and approved by the Board of Directors at its meeting held on February 12, 2013.
- ii) The Initial Public Offer(IPO) proceeds have been utilised as per Objects of the issue as stated in the prospectus as under:

A) Issue proceeds from IPO is as follows :

Particulars of Fund Utilisation for	Amount	Amount
Gross Proceed of the Issue	11,500.00	11,500.00

B) The utilisation of issue proceeds from IPO is as follows (Refer to note below) :

Particulars of Fund utilisation for	Total amount utilised up to 31/12/2012	Total amount utilised up to 31/03/2012
Construction and Development an integrated campus facility	4,415.48	2,692.35
Construction of CP Tower 2-Expansion of classroom and infrastructure facility	1,873.00	1,340.01
Issue Expenses	676.99	676.99
General corporate purposes	3,568.90	1,441.01
Total	10,329.37	5,120.36

C) The un-utilised proceeds are invested/held in :

Particulars	Amount as on 31/12/2012	Amount as on 31/03/2012
Investment in units of FMP's and Liquid Funds	1,170.63	5,379.64

Note:

Pursuant to Special Resolution passed at Extra Ordinary General Meeting held on March 19, 2012 the company obtained the approval from the members for deviation in the utilisation of IPO Proceeds and delegated the powers to the Board of Directors of the Company to utilise any part of the net proceeds for a purpose or purposes other than those described in the Prospectus of the company.

iii) The Company is only in one business activity therefore segment reporting is not applicable.

iv) Figures of the previous periods have been regrouped/re-classified to confirm to the figures of the current periods.



BY ORDER OF THE BOARD OF DIRECTORS
FOR CAREER POINT LIMITED

PRAMOD MAHESHWARI
Chairman, Managing Director and CEO

Place: Kota (Rajasthan)
Date : February 12, 2013



SHARP & TANNAN

Chartered Accountants

The Board of Directors,
Career Point Limited, Kota

LIMITED REVIEW REPORT OF CAREER POINT LIMITED (Formerly Career Point Infosystems Limited)

We have carried out a Limited Review of the accompanying statement of unaudited financial results of Career Point Limited "the Company" for the Three months period ended 31st December, 2012, these financial statements are the responsibility of the Company's Management and have been approved by the Board of Directors/ Committee of Board of Directors. Our responsibility is to issue a report on these financial statements based on our limited review.

We conducted our limited review in accordance with the Standard on Review Engagement (SRE) 2410, *Review of Interim Financial Information Performed by the Independent Auditor of the Entity* issued by the Institute of Chartered Accountants of India. This standard requires that we plan and perform the review to obtain moderate assurance as to whether the financial statements are free of material misstatement. A review is limited primarily to inquiries of company personnel and analytical procedures applied to financial data and thus provide less assurance than an audit. We have not performed an audit and accordingly, we do not express an audit opinion.

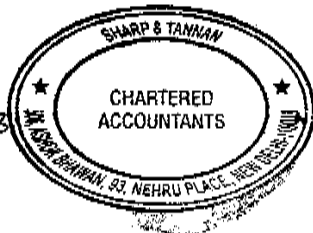
Based on our limited review conducted as above, we report that the financial results referred to in this report give the information in accordance with the books of accounts, records and other statements produced before us and nothing has come to our notice that cause us to believe that the accompanying statement of unaudited financial results prepared in accordance with accounting standards and other recognized accounting practices and policies has not disclosed the information required to be disclosed in terms of clause 41 of the listing Agreement including the manner in which it is to be disclosed, or that it contains any material misstatement.

Sharp & Tannan
SHARP & TANNAN
Chartered Accountants
ICAI Registration No. 000452N
By the hand of

Pavan K. Aggarwal
PAVAN K. AGGARWAL
Partner
Membership No. 091466


Place : NEW DELHI

Date : 12th FEBRUARY, 2013



506, Ashok Bhawan 93, Nehru Place, New Delhi-110019
Tel. (011) 41032506 Telefax: (011) 41033506 E-mail: contact@stdelhi.com

Farook M. Kobla Shreedhar T. Kunte L. Vaidyanathan Milind P. Phadke
Rajkumar Khullar Pavan K. Aggarwal Ashwin B. Chopra
Associate Offices: Bangalore, Chennai, Goa, Mumbai, Pune & Secunderabad



Career Point Limited
 (Formerly known as Career Point Infosystems Ltd.)
 Registered Office: 112B, Shakti Nagar, Kota, Rajasthan - 324009
UNAUDITED CONSOLIDATED FINANCIAL RESULTS FOR THE QUARTER ENDED ON 31st DECEMBER, 2012

S. No.	Particulars	3 Months ended			9 Months ended			Year ended March 31, 2012	
		December 31, 2012	December 31, 2011	September 30, 2012	December 31, 2011	December 31, 2011	December 31, 2011	December 31, 2011	Year ended March 31, 2012 (Audited)
1	(a) Income from Operations	2,001.54	2,139.63	1,987.04	5,798.16	5,798.16	7,959.95	7,959.95	
	Total Income	2,291.04	2,139.63	1,987.04	5,844.91	5,844.91	7,959.95	7,959.95	
2	Expenditure	27.74	40.03	62.32	180.41	180.41	234.73	234.73	
	a) Cost of Study Material consumed	30.51	29.88	14.32	(2.60)	(2.60)	(19.99)	(19.99)	
	b) Changes in inventories of finished goods	602.44	943.16	875.32	2,559.22	2,488.80	3,359.18	3,359.18	
	c) Employees costs	67.74	55.26	64.08	191.25	128.17	165.28	165.28	
	d) Depreciation & Amortisation	227.10	243.85	321.72	1,101.12	1,220.22	1,337.67	1,337.67	
	e) General Administration and Other expenses	1,285.43	1,312.22	1,339.48	4,028.40	4,009.80	5,283.87	5,283.87	
3	Profit from Operations before Other Income, Interest and Exceptional Items (1-2)	798.01	827.41	648.65	1615.51	1,798.35	2,675.08	2,675.08	
4	Other Income	623.12	582.57	490.94	1,384.55	1,384.55	1,690.10	1,690.10	
5	Profit before Interest and Exceptional Items (3+4)	1,421.13	1,410.00	1,139.60	3,000.06	3,182.90	4,365.18	4,365.18	
6	Interest Expense	21.23	81.09	7.45	20.59	106.05	4.61	4.61	
7	Profit after Interest Expense but before Exceptional Items (5-6)	1,399.90	1,328.91	1,132.15	2,979.47	2,076.85	4,360.57	4,360.57	
8	Exceptional Items								
9	Profit from Ordinary Activities before tax (7+8)	1,399.90	1,328.91	1,132.15	2,979.47	2,076.85	4,360.57	4,360.57	
10	Provision for taxes	199.59	348.00	302.54	593.85	849.00	1,116.11	1,116.11	
	a) Provision for tax	60.24	5.06	51.16	148.62	8.69	1.61	1.61	
	b) Provision for deferred tax			0.62	0.63	161.36	156.33	156.33	
	c) Income tax for earlier years					589.94	1,274.05	1,274.05	
11	Total Provision for taxes	289.74	383.86	354.36	743.10	599.94	1,274.05	1,274.05	
12	Profit from Ordinary Activities after tax (9-10)	1,110.16	945.05	777.79	2,236.37	1,476.91	3,086.52	3,086.52	
13	Extraordinary Items								
14	Net Profit after tax for the period/year (11-12)	1,110.16	945.05	777.79	2,236.37	1,476.91	3,086.52	3,086.52	
15	Share of profit of associates (net)	(1.33)	(0.61)	0.31	(0.02)	0.27	2.09	2.09	
16	Adjustment for minority interest and share of profit of associates	1.40	0.82	(0.30)	1.09	0.97	0.56	0.56	
17	Net Profit after tax, minority interest and share of profit of associates (13+14+15)	1,108.23	944.26	777.80	2,235.44	1,477.15	3,089.17	3,089.17	
18	Reserves excluding Provision Reserve	1,813.29	1,813.29	1,813.29	1,813.29	1,813.29	27,723.48	27,723.48	
19	Equity Per Share (EPS)	6.28	5.43	4.29	12.29	10.42	16.43	16.43	
	a) Basic & Diluted EPS before Extraordinary Items ?	6.28	5.43	4.29	12.29	10.42	16.43	16.43	
	b) Basic & Diluted EPS after Extraordinary Items ?	6.28	5.43	4.29	12.29	10.42	16.43	16.43	

A	PARTICULARS OF SHAREHOLDING	3 Months ended			9 Months ended			Year ended March 31, 2012	
		December 31, 2012	December 31, 2011	September 30, 2012	December 31, 2011	December 31, 2011	December 31, 2011	Year ended March 31, 2012 (Audited)	
1	Public Shareholding	7,251,182	7,252,941	7,251,182	7,251,182	7,252,941	7,252,941	7,252,941	
	No. of shares	39.99	40.05	39.99	39.99	40.05	40.04	40.04	
2	Private Shareholding								
	Percentage of shareholding								
	Promoters and promoter group Shareholding								
	a) Pledged/Encumbered								
	Number of shares								
	Percentage of shares (as a % of the total shareholding of promoter and promoter group)								
	Percentage of shares (as a % of the total shareholding of promoter and promoter group)								
	b) Non-encumbered								
	Number of shares	10,881,757	10,889,989	10,881,757	10,881,757	10,889,989	10,872,928	10,872,928	
	Percentage of shares (as a % of the total shareholding of promoter and promoter group)	100	100	100	100	100	100	100	
	Percentage of shares (as a % of the total shareholding of promoter and promoter group)	60.01	69.95	60.01	60.01	69.95	59.95	59.95	

Handwritten signature/initials

B INVESTOR COMPLAINTS	3 months ended December 31, 2012
Pending at the beginning of the quarter	Nil
Received during the quarter	Nil
Disposed of during quarter	Nil
Remaining unresolved at the end of the quarter	Nil

Notes:

- i) The above financial results have been Limited Reviewed by the Statutory Auditors, reviewed by the audit committee and approved by the Board of Directors at its meeting held on February 12, 2013.
- ii) The Initial Public Offer (IPO) proceeds have been utilised as per Objects of the issue as stated in the prospectus as under:

A) Issue proceeds from IPO is as follows :	
Particulars of Fund utilisation for	Amount (₹ in Lakhs)
Gross Proceed of the Issue	11,500.00
	11,500.00

B) The utilisation of issue proceeds from IPO is as follows (Refer to notes below) :	
Particulars of Fund utilisation for	Total amount utilised up to 31/12/2012 (₹ in Lakhs)
Constitution and Development an integrated campus facility	4,415.48
Constitution of CP Tower 2-Expansion of classroom and infrastructure facility	2,682.35
Issue Expenses	1,873.00
General corporate expenses	5,340.61
	478.30
	3,383.50
	4,441.01
Total	10,328.37
	6,120.35

C) The un-utilised proceeds are Invested/held in :	
Particulars	Amount as on 31/12/2012 (₹ in Lakhs)
Investment in units of FMP's and Liquid Funds	1,170.83
	5,379.64


Note:

Pursuant to Special Resolution passed at Extra Ordinary General Meeting held on March 18, 2012 the company obtained the approval from the members for deviation in the utilisation of IPO Proceeds and delegated the powers to the Board of Directors of the Company to utilise any part of the net proceeds for a purpose or purposes other than those described in the Prospectus of the company.

- iii) The Company is only in one business activity therefore segment reporting is not applicable.
- iv) Figures of the previous periods have been regrouped/re-classified to conform to the figures of the current periods.
- v) Unaudited Standalone Results as on 31.12.2012 are as under:

Particulars	3 Months ended			8 Months ended		Year ended March 31, 2012 (Audited)
	December 31, 2012	December 31, 2011	September 30, 2012	December 31, 2012	December 31, 2011	
Income from Operation	1,082.88	2,139.83	1,821.35	5,437.82	5,796.15	7,659.95
Profit before tax	781.76	1,499.52	769.44	1,740.02	3,281.52	4,451.92
Profit after tax	518.54	1,145.05	575.25	1,283.48	2,281.68	3,179.59

v) The Standalone and Consolidated financial results for the quarter and Nine Months ended December 31, 2012, as submitted to Stock Exchange are also available on our website www.cpltd.in



BY ORDER OF THE BOARD OF DIRECTORS
FOR CAREER POINT LIMITED

(Signature)
PRAMOD MAHESHWARI
Chairman, Managing Director and CEO

Place: Kols (Rajasthan)
Date : February 12, 2013



SHARP & TANNAN

Chartered Accountants

The Board of Directors,
Career Point Limited, Kota

LIMITED REVIEW REPORT OF CAREER POINT LIMITED (Formerly Career Point Infosystems Limited)


We have carried out a Limited Review of the accompanying statement of unaudited consolidated financial results of Career Point Limited and its subsidiaries and associate (the Career Point Group) for the Three months period ended 31st December, 2012, these consolidated financial statements are the responsibility of the Company's Management and have been approved by the Board of Directors/ Committee of Board of Directors. Our responsibility is to issue a report on these financial statements based on our limited review.

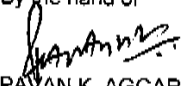
We conducted our limited review in accordance with the Standard on Review Engagement (SRE) 2410, *Review of Interim Financial Information Performed by the Independent Auditor of the Entity* issued by the Institute of Chartered Accountants of India. This standard requires that we plan and perform the review to obtain moderate assurance as to whether the consolidated financial statements are free of material misstatement. A review is limited primarily to inquiries of company personnel and analytical procedures applied to financial data and thus provides less assurance than an audit. We have not performed an audit and accordingly, we do not express an audit opinion.

In respect of subsidiaries and associate we did not carry out the Limited Review. These financial statements have been Limited Reviewed by the other Auditors whose reports have been furnished to us, and The Limited Review, in so far as it relates to the amounts included in respect of the subsidiaries and associates is based solely on the reports of the other auditors.


(₹ in lacs)		
Audited by other Auditors	Total Assets	Total Revenues (Including other income)
Indian Subsidiaries	17,479.21	694.71
	Net carrying cost of Investments	Current Quarter share of Profit / (Loss)
Associates	41.46	(0.90)

Based on our limited review conducted as above, and on consideration of separate Limited Review Reports on individual Limited Review of financial statements of Career Point Group, we report that the consolidated financial results referred to in this report give the information in accordance with the books of accounts, records and other statements produced before us and nothing has come to our notice that cause us to believe that the accompanying statement of unaudited consolidated financial results prepared in accordance with accounting standards and other recognized accounting practices and policies has not disclosed the information required to be disclosed in terms of clause 41 of the listing Agreement including the manner in which it is to be disclosed, or that it contains any material misstatement.


 SHARP & TANNAN
 Chartered Accountants
 ICAI Registration No. 000452N
 By the hand of


 PAVAN K. AGGARWAL
 Partner
 Membership No. 091466

Place : NEW DELHI
Date : 12th FEBRUARY, 2013



506, Ashok Bhawan 93, Nehru Place, New Delhi-110019
Tel. (011) 41032506 Telefax: (011) 41033506 E-mail: contact@stdelhi.com

Farook M. Kobla Shreedhar T. Kunte L. Vaidyanathan Milind P. Phadke
Rajkumar Khullar Pavan K. Aggarwal Ashwin B. Chopra
Associate Offices: Bangalore, Chennai, Goa, Mumbai, Pune & Secunderabad