





DIAMOND POWER INFRASTRUCTURE LTD

Unaudited Financial Results for Quarter Ended on Dec 31st , 2012

(Rs. in Lacs)

Sr	Particulars	For the Quarter Ended on 31.12.2012 [Unaudited]	For the Quarter Ended on 30.09.2012 [Unaudited]	For the Quarter Ended on 31.12.2011 [Unaudited]	Year to date figures for Current Period of nine months Ended on 31.12.2012 [Unaudited]	Year to date figures for Current Period of nine months Ended on 31.12.2011 [Unaudited]	For the year Ended on 31.03.2012 Audited
1	(a) Net sales /income from Operation	76626.91	65158.52	53906.68	183325.14	136502.30	201,823.03
	Total Income	76626.91	65158.52	53906.68	183325.14	136502.30	201,823.03
2	Expenditure						
	a. Increase/decrease in stock in trade	6,212.14	- 3,945.32	- 420.97	- 7,958.16	- 12,022.24	(30,600.52)
	b. Consumption of Raw material	60,876.63	59,853.27	46,536.60	165,528.81	126,859.75	204,348.10
	c. Purchase of Traded goods	-	-	-	-	-	-
	d. Employees Cost	751.23	740.44	702.04	2,119.55	1,816.75	2,384.86
	e. Depreciation	1,013.90	530.55	766.62	2,128.68	1,880.22	2,131.86
	f. Other Expenditures	1,310.48	1,099.25	1,011.52	3,769.90	2,517.39	3,721.66
	g. Total	70,164.38	58,278.19	48,595.80	165,588.78	121,051.88	181,985.96
3	Profit from Operation before Other Income, Interest and Exceptional Items (1- 2)	6,462.53	6,880.33	5,310.88	17,736.36	15,450.42	19,837.07
4	Other Incomes	3.12	113.21	78.98	219.14	116.01	344.67
5	Profit before Interest and Exceptional Items (3+4)	6,465.65	6,993.55	5,389.86	17,955.50	15,566.42	20,181.74
6	Interest	2,027.49	2,176.97	1,121.09	5,873.95	3,006.85	5,317.54
7	Profit after Interest but before Exceptional Items (5-6)	4,438.16	4,816.58	4,268.77	12,081.56	12,559.58	14,864.20
8	Exceptional Items	-	-	-	-	-	0.30
9	Profit (+) /Loss(-) from Ordinary Activities before Tax (7+8)	4,438.16	4,816.58	4,268.77	12,081.56	12,559.58	14,863.90
10	Tax Expenses	954.45	1,005.37	1,191.35	2,589.14	3,173.99	2,308.80

DIAMOND POWER INFRASTRUCTURE LTD.
Formerly known as Diamond Cables Ltd.



DT Plant : II, Village Vadadala, Tal. Sawli, Dist. Vadodara, India Ph. : 02667-251516, 251354 Fax : 02667-251202
Corporate Office : P. O. Box No. 3008, Essen House, 5/12, B.I.D.C., Gorwa, Vadodara-390016, India.
Ph. : 02665-2284328, 2283969, Fax : 0265-2280528, Gram : DICABS
EMAIL : marketing@dicabs.com WEBSITE: www.dicabs.com

• EPC Contacts • Transmission & Distribution Conductors • Power Cables • Power & Distribution Transformers • Wires




ISO 9001 : 2008
International Standards
Certifications
Lic. No. QAC/R91/0107



DIAMOND POWER INFRASTRUCTURE LTD.

Formerly known as Diamond Cables Ltd.



11	Net Profit (+) / Loss (-) from Ordinary Activities after Tax (9-10)	3,483.70	3,811.21	3,077.42	9,492.42	9,385.59	12,555.10
12	Extraordinary Item (net of Tax expense Rs -----)						
13	Net Profit (+) / Loss (-) for the period (11-12)	3,483.70	3,811.21	3,077.42	9,492.42	9,385.59	12,555.10
14	Paid-up- Equity share capital (Face Value of the Share shall be indicated)	3,720.63	3,720.63	3,720.63	3,720.63	3,720.63	3,720.63
15	Reserve excluding Revaluation Reserves as per balance Sheet of Previous accounting year						
16	Earning Per Share (EPS) (A) basic and diluted EPS before Extraordinary items for the period ,for the year to date and for the previous year (not be annualized)	9.36	10.24	8.27	25.51	25.23	33.74
	(b) Basic and diluted EPS after Extraordinary items for the period ,for the year to date and for the previous year (not to be annualized)	9.36	10.24	8.27	25.51	25.23	33.74
17	Public Shareholding						
	No of Shares	22,249,558	22,249,558	22,249,558	22,249,558	22,249,558.00	22,249,558.00
	Percentage of Shareholding	59.80	59.80	59.80	59.80	59.80	59.80
18	Promoters and Promoter group Shareholding	-	-	-	-	-	-
	a) Pledged /Encumbered	-	-	-	-	-	-
	Number of Shares	-	-	-	-	-	-
	Percentage of Share(as a % of the Total Shareholding of promoter group)	-	-	-	-	-	-
	Percentage of Shares (as of % the total share capital of the company)	-	-	-	-	-	-
	b) Non -encumbered	-	-	-	-	-	-
	Number of Shares	14,956,813	14,956,813	14,956,813	14,956,813	14,956,813	14,956,813.00

DT Plant : II, Village Vadadala, Tal. Savli, Dist. Vadodara, India Ph. : 02667-251516, 251354 Fax : 02667-251202
Corporate Office : P. O. Box No. 3008, Essen House, 5/12, B.I.D.C., Gorwa, Vadodara-390016, India.
Ph. : 02665-2284328, 2283969, Fax : 0265-2280528, Gram : DICABS
EMAIL : marketing@dicabs.com WEBSITE: www.dicabs.com

• EPC Contacts • Transmission & Distribution Conductors • Power Cables • Power & Distribution Transformers • Wires



ISO 9001 : 2008
International Standards
Certifications
Lic. No. QAC/R91/0107

Percentage of Share(as a % of the Total Shareholding of promoter group)	59.80	59.8	59.80	59.8	59.80	59.80
Percentage of Shares (as of % the total share capital of the company)	40.20	40.2	40.20	40.2	40.20	40.20

	(Rs. in Lacs)					
	For the Quarter Ended on	For the Quarter Ended on	For the Quarter Ended on	Year to date figures for Current Period ended on	Year to date figures for Current Period ended on	For the year Ended on
	31.12.2012	30.09.2012	31.12.2011	31.12.2012	31.12.2011	31.03.2012
Segment Revenue :						
Conductors	18,318.42	17,069.61	11154.02	45,247.77	29801.01	43,986.15
Power Infrastructure	3,275.34	4,334.35	4025.02	12,344.69	22369.61	29,234.50
Power Cables	36,227.49	31,404.52	27916.14	87,526.37	64478.16	100,048.90
Transformer	10,878.37	4,769.03	9422.69	20,208.18	21548.65	27,785.29
Tower	8,981.41	7,689.34	2914.12	19,160.68	4798.44	8,387.39
Total	77,681.02	65266.84	55431.99	184,487.68	142995.87	209442.23
Less : Intersegment Sales	1,054.11	108.34	1525.31	1,162.45	6493.55	7,619.20
Net Sales	76,626.91	65158.50	53906.68	183,325.23	136502.32	201823.03
Segment Results :						
Profit Before Interest, Depreciation & Taxes:						
Conductors	1948.97	2028.4475	1297.96	5184.30	3776.22	5,102.27
Power Infrastructure	302.22	462.43	449.51	1416.71	2877.12	10,654.74
Power Cables	3577.48	3,204.89	3385.23	9504.22	7958.68	3,357.33
Transformer	888.56	903.63	837.68	2123.53	2716.23	3,096.67
Tower	762.30	924.70	186.08	1855.38	118.43	504.97
Total	7479.53	7524.09	6156.46	20084.14	17446.68	22715.98
Capital Employed						
Conductors	30,483.20	20,566.69	18,979.03	30,483.20	18,979.03	16776.70
Power Infrastructure	6,624.00	11,029.16	19,888.60	6,624.00	19,888.60	6561.84



DIAMOND POWER INFRASTRUCTURE LTD.
Formerly known as Diamond Cables Ltd.



DT Plant : II, Village Vadadala, Tal. Savli, Dist. Vadodara, India Ph. : 02667-251516, 251354 Fax : 02667-251202
Corporate Office : P. O. Box No. 3008, Essen House, 5/12, B.I.D.C., Gorwa, Vadodara-390016, India.
Ph. : 02665-2284328, 2283969, Fax : 0265-2280528, Gram : DICABS
EMAIL : marketing@dicabs.com WEBSITE: www.dicabs.com

• EPC Contacts • Transmission & Distribution Conductors • Power Cables • Power & Distribution Transformers • Wires



DIAMOND POWER INFRASTRUCTURE LTD.
Formerly known as Diamond Cables Ltd.

Power Cables	58,562.51	48,023.06	35,009.72	58,562.51	35,009.72	42486.48
Tower	16,631.29	11,602.08	7,008.65	16,631.29	7,008.65	10261.96
Transformer	9,470.00	6,988.00	6,650.00	9,470.00	6,650.00	6486.93
Windmill	2,740.50	3,045.00		2,740.50		3405.00
Un-allocable Capital Employed*	61,841.00	37,482.00	26,679.00	61,841.00	26,679.00	37923.58
Total	186,352.50	138,736.00	114,215.00	186,352.50	114,215.00	123902.49

Investors' Grievances:

Sr. No.	Particulars	Opening	Receipt	Resolved	Pending
1	Requests	0	94	94	0
2	Complaints	0	56	56	0
3	General	0	394	394	0
TOTAL		0	544	544	0

Notes

- The above Unaudited Financial Results have been reviewed by Statutory Auditor & the Audit Committee of the Board of Directors and the same have been taken on record at the Board Meeting held on February 11th 2013.
- The Company is presently doing business in Five segments and therefore segmental reporting has been made.
- Purchase of Traded Goods, relates to goods purchased by EPC division for various projects in ready to use condition and billed on Unit Rate basis to Customers.
Sales includes sales of All divisions and Branches of the Company & Inter Segment Transfer of Rs 1054.11 Lacs
At the beginning of the Quarter, the Company had Nil complains pending. During the Present Quarter 31.12.2012 , 56 Complaints were received and 56 were resolved and outstanding complaints are NIL.
*Un-allocable Capital Employed Include CWIP aggregates to Rs 31728 lacs, Cash, Bank Balances, Advances (for Capital expenditure only) and Deposits aggregating to Rs 30113 lacs.

Place : Vadodara

Date : 11.02.2013

For and on behalf of Board of Directors

Amit Bhatnagar
(Amit Bhatnagar)
MANAGING DIRECTOR
Managing Director

DT Plant : II, Village Vadadala, Tal. Savli, Dist. Vadodara, India Ph. : 02667-251516, 251354 Fax : 02667-251202
Corporate Office : P. O. Box No. 3008, Essen House, 5/12, B.I.D.C., Gorwa, Vadodara-390016, India.
Ph. : 02665-2284328, 2283969, Fax : 0265-2280528, Gram : DICABS
EMAIL : marketing@dicabs.com WEBSITE: www.dicabs.com

• EPC Contacts • Transmission & Distribution Conductors • Power Cables • Power & Distribution Transformers • Wires