

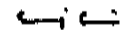
Arvind Limited  
LALBHAI GROUP

Naroda Road, Ahmedabad 380 025, India  
T +9179 30138000 W www.arvind.com

# ARVIND

AUDITED CONSOLIDATED FINANCIAL RESULTS FOR THE QUARTER AND YEAR ENDED 31.03.2013						[₹ in Crores]
Sr. No	Particulars	Quarter Ended			Year Ended	
		31.03.13	31.12.12	31.03.12	31.03.13	31.03.12
		Unaudited	Unaudited	Unaudited	Audited	Audited
1	<b>Income from operations</b>	1434.63	1400.36	1272.53	5359.22	4892.19
	(a) Net Sales/Income from Operations (Net of excise duty)	(28.52)	4.80	5.57	(66.70)	32.93
	(b) Other Operating Income	<b>1406.11</b>	<b>1405.16</b>	<b>1278.10</b>	<b>5292.52</b>	<b>4925.12</b>
	<b>Total Income from operations (net)</b>					
2	<b>Expenses</b>	502.02	445.76	405.71	1748.76	1622.19
	(a) Cost of materials consumed	107.71	213.96	188.43	763.09	727.24
	(b) Purchase of stock-in-trade	46.66	39.94	48.82	109.77	100.40
	(c) Project Expenses	(82.99)	(51.15)	(24.36)	(284.68)	(55.12)
	(d) Changes in Inventories of finished goods, work-in-progress and stock-in-trade	148.59	146.94	116.28	565.63	451.40
	(e) Employee benefit expense	64.44	48.33	41.02	204.30	161.39
	(f) Depreciation and amortisation expense	107.48	109.52	109.96	429.78	366.25
	(g) Power & Fuel	77.52	77.96	64.59	311.35	251.31
	(h) Stores Consumption	301.12	241.30	245.48	945.92	840.30
	(i) Other Expenses	(4.68)	(6.97)	(8.04)	15.49	18.91
	(j) Foreign Exchange Loss/(Gain)	<b>1267.87</b>	<b>1262.59</b>	<b>1187.89</b>	<b>4809.41</b>	<b>4484.27</b>
	<b>Total Expenses</b>					
3	<b>Profit from Operations before Other Income, Finance Cost &amp; Exceptional Items (1-2)</b>	<b>138.24</b>	<b>142.57</b>	<b>90.21</b>	<b>483.11</b>	<b>440.85</b>
4	Other Income	20.25	13.65	41.47	80.56	116.68
5	<b>Profit from ordinary activities before Finance Costs &amp; Exceptional Items (3+4)</b>	<b>158.49</b>	<b>156.22</b>	<b>131.68</b>	<b>563.67</b>	<b>557.53</b>
6	Finance Cost	82.02	80.33	66.40	315.34	309.10
7	<b>Profit from ordinary activities after Finance Costs but before Exceptional Items (5-6)</b>	<b>76.47</b>	<b>75.89</b>	<b>65.28</b>	<b>248.33</b>	<b>248.43</b>
8	Add/(Less) : Exceptional Item - Prior Period Item	0.00	0.00	0.00	0.00	1.82
9	<b>Profit from Ordinary Activities before tax (7+8)</b>	<b>76.47</b>	<b>75.89</b>	<b>65.28</b>	<b>248.33</b>	<b>250.25</b>
10	Tax Expense :	21.48	13.83	3.06	59.58	40.68
	- Current Tax	(2.18)	0.59	(3.26)	(5.57)	(2.76)
	- Deferred Tax	(18.49)	(13.75)	(1.08)	(53.75)	(32.37)
	- MAT Credit Entitlement	<b>75.66</b>	<b>75.22</b>	<b>66.56</b>	<b>248.07</b>	<b>244.70</b>
11	<b>Net Profit from Ordinary Activities after tax (9-10)</b>	<b>0.00</b>	<b>0.00</b>	<b>0.00</b>	<b>0.00</b>	<b>191.18</b>
12	Extraordinary Item (net of tax expense ₹ 53.86 Crores)	<b>75.66</b>	<b>75.22</b>	<b>66.56</b>	<b>248.07</b>	<b>435.88</b>
13	<b>Net Profit for the period Before Minority Interest (11+12)</b>	<b>(0.13)</b>	<b>(0.15)</b>	<b>(0.12)</b>	<b>(0.34)</b>	<b>0.01</b>
14	Less : Share of Minority Interest	<b>75.79</b>	<b>75.37</b>	<b>66.68</b>	<b>248.41</b>	<b>435.87</b>
15	<b>Net Profit for the period (13-14)</b>	<b>258.04</b>	<b>258.04</b>	<b>258.04</b>	<b>258.04</b>	<b>258.04</b>
16	Paid-up Equity Share Capital ( Face Value ₹ 10/- per share)				1718.15	1484.74
17	Reserves excluding revaluation reserves as per Balance Sheet of previous accounting year					
18	(a) EPS before Extraordinary Item ₹-(Not Annualised) Basic & Diluted	2.94	2.92	2.59	9.63	9.48
	(b) EPS after Extraordinary Item ₹-(Not Annualised) Basic & Diluted	2.94	2.92	2.59	9.63	16.90

For Arvind Limited



Sanjay S. Lalbhai  
Chairman & Managing Director

Ahmedabad  
May 16, 2013

Arvind Limited

LALBHAI GROUP

Naroda Road, Ahmedabad 380 025, India

T +91 79 30138000 W www.arvind.com

# ARVIND

PART II		Select Information for the Quarter and Year Ended 31.03.2013				
		Quarter Ended			Year Ended	
Particulars		31.03.13	31.12.12	31.03.12	31.03.13	31.03.12
<b>A PARTICULARS OF SHAREHOLDING</b>						
1	Public Shareholding	144657549	145784257	144928879	144657549	144928879
	- Number of Shares	56.06%	56.49%	56.92%	56.06%	56.92%
	- Percentage of shareholding					
2	Promoters & promoter group Shareholding					
a)	Plotted / Encumbered	455000	455000	455000	455000	455000
	- Number of Shares					
	- Percentage of shares (as a % of the total shareholding of promoter & promoter group)	0.40%	0.41%	0.41%	0.40%	0.41%
	- Percentage of shares (as a % of the total share capital of the Company)	0.18%	0.18%	0.18%	0.18%	0.18%
b)	Non-encumbered	112930520	111803812	109248662	112930520	109248662
	- Number of Shares					
	- Percentage of shares (as a % of the total shareholding of promoter & promoter group)	99.60%	99.59%	99.59%	99.60%	99.59%
	- Percentage of shares (as a % of the total share capital of the Company)	43.76%	43.33%	42.90%	43.76%	42.90%
Particulars		Quarter ended 31.03.13				
<b>B INVESTOR COMPLAINTS</b>		Nil				
Pending at the beginning of the quarter		27				
Received during the quarter		27				
Disposed of during the quarter		Nil				
Remaining unresolved at the end of the quarter		Nil				

**Notes:**

- The Company has intimated the Stock Exchange to publish only Consolidated Financial Results & hence the standalone financial results have not been published. However, the standalone financial results for the quarter ended March 31, 2013 is available on Company's website. (www.arvind.com)
- The consolidated and standalone financial results of the Company for the year ended March 31, 2013 have been reviewed by the Audit Committee and taken on record by the Board of Directors at their meeting held on May 16, 2013.
- Both the consolidated and standalone financial results have been submitted to the Bombay Stock Exchange Limited (BSE), National Stock Exchange of India Limited (NSE) and Ahmedabad Stock Exchange Limited (ASE) where the equity shares of the Company are listed.
- Other Income for the quarter and the year includes profit on sale of land held for sale/fixed assets of ₹ 5.88 Crores and Rs. 38.06 Crores (quarter ended December 31, 2012 ₹ 6.19 Crores, quarter ended March 31, 2012 ₹ 28.80 Crores and year ended March 31, 2012 of ₹ 80.92 Crores).
- Extraordinary item (net of tax) for the year ended March 31, 2012 represents profit on disposal of stake in Joint Venture VF Arvind Brands Private Limited.
- The Board of Directors of the Company has recommended a Dividend @ 16.50% i.e. Rs.1.65 per equity share of Rs. 10/- each for the financial year 2012-13.
- Figures of the previous quarter/year have been regrouped wherever necessary.
- Standalone Information :**

Particulars	Quarter Ended			Year Ended	
	31.03.13	31.12.12	31.03.12	31.03.13	31.03.12
	Unaudited	Unaudited	Unaudited	Audited	Audited
Revenue	998.63	970.54	847.90	3780.29	3494.12
Profit before Tax before extraordinary item	84.42	65.85	62.52	261.22	236.29
Profit after Tax before extraordinary item	85.11	65.85	62.52	261.22	236.29
Profit before Tax after extraordinary item	84.42	65.85	62.52	261.22	188.09
Profit after Tax after extraordinary item	85.11	65.85	62.52	261.22	434.23

For Arvind Limited



Sanjay S. Lalbhai  
Chairman & Managing Director

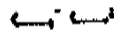
Ahmedabad  
May 16, 2013

Arvind Limited  
LALBHAI GROUP

Naroda Road, Ahmedabad 380 025, India  
T 91 79 30138000 W www.arvind.com

# ARVIND

SEGMENTWISE REVENUE RESULTS AND CAPITAL EMPLOYED (CONSOLIDATED)

		₹ in Crores				
Sr. No	Particulars	Quarter Ended			Year Ended	
		31.03.13	31.12.12	31.03.12	31.03.13	31.03.12
		Unaudited	Unaudited	Unaudited	Audited	Audited
<b>1</b>	<b>Segment Revenue (Net Sales / Income from Operations)</b>					
	(a) Textiles	979.24	950.13	819.05	3713.35	3422.63
	(b) Branded Garments	366.26	417.21	357.52	1404.07	1323.51
	(c) Others	90.60	54.04	113.14	240.32	224.11
	Total	<b>1436.10</b>	<b>1421.38</b>	<b>1289.71</b>	<b>5357.74</b>	<b>4970.25</b>
	Add : Other Unallocable Income	0.00	0.00	0.00	0.00	0.00
	Less : Inter Segment Sales	29.99	16.22	11.61	65.22	45.13
	<b>Net Sales / Income from Operations</b>	<b>1406.11</b>	<b>1405.16</b>	<b>1278.10</b>	<b>5292.52</b>	<b>4925.12</b>
<b>2</b>	<b>Segment Results (Profit before Interest &amp; Tax)</b>					
	(a) Textiles	146.83	133.91	123.31	521.53	527.72
	(b) Branded Garments	(2.90)	18.38	(4.48)	75.71	41.93
	(c) Others	19.55	1.49	17.01	22.57	18.44
	Total	<b>163.48</b>	<b>153.78</b>	<b>135.84</b>	<b>569.81</b>	<b>588.09</b>
	Less :					
	(a) Interest and Finance Charges (Net)	82.02	80.33	66.71	315.34	309.10
	(b) Other Unallocable expenditure (net of un-allocable income)	4.99	(2.44)	3.85	6.14	28.74
	<b>Profit Before Extra Ordinary Items &amp; Tax</b>	<b>76.47</b>	<b>75.89</b>	<b>65.28</b>	<b>248.33</b>	<b>250.25</b>
<b>3</b>	<b>Capital Employed (Segment Assets - Segment Liability)</b>					
	(a) Textiles	3008.60	2941.90	2577.15	3008.60	2577.15
	(b) Branded Garments	743.73	735.47	582.79	743.73	582.79
	(c) Others	217.24	319.91	234.16	217.24	234.16
	(d) Unallocable	755.99	708.99	770.91	755.99	770.91
	<b>Total Capital Employed in Company</b>	<b>4725.56</b>	<b>4706.27</b>	<b>4165.01</b>	<b>4725.56</b>	<b>4165.01</b>
		For Arvind Limited				
Ahmedabad May 16, 2013		 <b>Sanjay S. Lalbhai</b> Chairman & Managing Director				

Arvind Limited


LALBHAI GROUP

Naroda Road, Ahmedabad 380 025, India  
T +91 79 30138000 W www.arvind.com

ARVIND

<b>STATEMENT OF ASSETS &amp; LIABILITIES AS AT 31ST MARCH, 2013 (CONSOLIDATED)</b>			
		₹ In Crores	
Particulars	<b>Consolidated</b>		
	As At 31.03.2013 Audited	As At 31.03.2012 Audited	
<b>A EQUITY AND LIABILITIES</b>			
<b>1 Shareholders' Funds :</b>			
(a) Share Capital	258.04	258.04	
(b) Reserves and Surplus	1995.94	1769.56	
(c) Money received against share warrants	0.00	0.00	
<b>Sub-Total - Shareholders' Funds</b>	<b>2253.98</b>	<b>2027.60</b>	
<b>2 Share Application Money pending allotment</b>	0.00	0.00	
<b>3 Minority Interest</b>	10.80	9.13	
<b>4 Non - Current Liabilities</b>			
(a) Long Term Borrowings	1005.12	777.04	
(b) Deferred Tax Liabilities (net)	5.77	18.88	
(c) Other Long Term Liabilities	10.30	8.84	
(d) Long Term Provisions	13.22	50.45	
<b>Sub-Total - Non-current Liabilities</b>	<b>1034.41</b>	<b>855.21</b>	
<b>5 Current Liabilities</b>			
(a) Short Term Borrowings	1280.62	1174.94	
(b) Trade Payables	1097.80	893.39	
(c) Other Current Liabilities	466.72	344.25	
(d) Short Term Provisions	89.06	100.64	
<b>Sub-Total - Current Liabilities</b>	<b>2934.20</b>	<b>2513.22</b>	
<b>TOTAL - EQUITY AND LIABILITIES</b>	<b>6233.39</b>	<b>5405.16</b>	
<b>B ASSETS</b>			
<b>1 Non-current Assets</b>			
(a) Fixed Assets	2880.07	2762.92	
(b) Goodwill on Consolidation	22.04	22.04	
(c) Non-current Investments	56.82	41.70	
(d) Deferred Tax Assets (net)	0.00	0.00	
(e) Long Term Loans & Advances	388.48	279.91	
(f) Other Non-current Assets	1.48	2.36	
<b>Sub-Total - Non-current Assets</b>	<b>3348.89</b>	<b>3108.93</b>	
<b>2 Current Assets</b>			
(a) Current Investments	10.98	0.00	
(b) Inventories	1412.89	1126.12	
(c) Trade Receivables	873.51	642.20	
(d) Cash and cash equivalents	185.58	70.85	
(e) Short Term Loans & Advances	216.92	197.16	
(f) Other Current Assets	184.62	259.90	
<b>Sub-Total - Current Assets</b>	<b>2884.50</b>	<b>2296.23</b>	
<b>TOTAL - ASSETS</b>	<b>6233.39</b>	<b>5405.16</b>	

For Arvind Limited


Sanjay S. Lalbhai  
Chairman & Managing DirectorAhmedabad  
May 16, 2013

Arvind Limited  
LALBHAI GROUP

Naroda Road, Ahmedabad 380 025, India  
T +91 79 30138000 W www.arvind.com

# ARVIND

AUDITED STANDALONE FINANCIAL RESULTS FOR THE QUARTER AND YEAR ENDED 31.03.2013

PART I

[₹ in Crores]

Sr. No.	Particulars	Quarter Ended			Year Ended	
		31.03.13	31.12.12	31.03.12	31.03.13	31.03.12
		Unaudited	Unaudited	Unaudited	Audited	Audited
<b>1</b>	<b>Income from operations</b>					
	(a) Net Sales/Income from Operations (Net of excise duty)	1016.55	978.05	850.14	3850.93	3472.50
	(b) Other Operating Income	(17.92)	(7.51)	(2.24)	(70.64)	21.62
	<b>Total Income from operations (net)</b>	<b>998.63</b>	<b>970.54</b>	<b>847.90</b>	<b>3780.29</b>	<b>3494.12</b>
<b>2</b>	<b>Expenses</b>					
	(a) Cost of materials consumed	426.49	430.45	377.10	1641.22	1568.76
	(b) Purchase of stock-in-trade	21.27	16.62	8.76	84.44	37.40
	(c) Project Expenses	2.57	12.84	7.74	28.07	13.60
	(d) Changes in Inventories of finished goods, work-in-progress and stock-in-trade	(34.16)	(41.16)	(5.01)	(166.01)	3.57
	(e) Employee benefit expense	120.31	110.87	95.09	442.22	360.51
	(f) Depreciation and amortisation expense	38.67	38.30	32.70	150.49	130.51
	(g) Power & Fuel	100.48	102.77	96.04	406.13	349.24
	(h) Stores Consumption	77.39	76.55	65.62	307.32	251.01
	(i) Other Expenses	120.41	112.92	104.23	435.69	390.62
	(j) Foreign Exchange Loss / (Gain)	(4.35)	(7.78)	(8.39)	14.52	18.17
	<b>Total Expenses</b>	<b>869.08</b>	<b>852.38</b>	<b>773.88</b>	<b>3344.09</b>	<b>3123.39</b>
<b>3</b>	<b>Profit from Operations before Other Income, Finance Cost &amp; Exceptional Items (1-2)</b>	<b>129.55</b>	<b>118.16</b>	<b>74.02</b>	<b>436.20</b>	<b>370.73</b>
<b>4</b>	<b>Other Income</b>	<b>22.63</b>	<b>18.05</b>	<b>46.24</b>	<b>93.46</b>	<b>133.99</b>
<b>5</b>	<b>Profit from ordinary activities before Finance Costs &amp; Exceptional Items (3+4)</b>	<b>152.18</b>	<b>136.21</b>	<b>120.26</b>	<b>529.66</b>	<b>504.72</b>
<b>6</b>	<b>Finance Costs</b>	<b>67.76</b>	<b>70.36</b>	<b>57.74</b>	<b>268.44</b>	<b>270.25</b>
<b>7</b>	<b>Profit from ordinary activities after Finance Costs but before Exceptional Items (5-6)</b>	<b>84.42</b>	<b>65.85</b>	<b>62.52</b>	<b>261.22</b>	<b>234.47</b>
<b>8</b>	<b>Add/(Less) : Exceptional Item - Prior Period Item</b>	<b>0.00</b>	<b>0.00</b>	<b>0.00</b>	<b>0.00</b>	<b>1.82</b>
<b>9</b>	<b>Profit from Ordinary Activities before tax (7+8)</b>	<b>84.42</b>	<b>65.85</b>	<b>62.52</b>	<b>261.22</b>	<b>236.29</b>
<b>10</b>	<b>Tax Expense :</b>					
	- Current Tax	19.14	12.45	0.00	53.79	31.29
	- MAT Credit Entitlement	(19.83)	(12.45)	0.00	(53.79)	(31.29)
<b>11</b>	<b>Net Profit from Ordinary Activities after tax (9-10)</b>	<b>85.11</b>	<b>65.85</b>	<b>62.52</b>	<b>261.22</b>	<b>236.29</b>
<b>12</b>	<b>Extraordinary Item (net of tax expense ₹ 53.86 Crores)</b>	<b>0.00</b>	<b>0.00</b>	<b>0.00</b>	<b>0.00</b>	<b>197.94</b>
<b>13</b>	<b>Net Profit for the period (11+12)</b>	<b>85.11</b>	<b>65.85</b>	<b>62.52</b>	<b>261.22</b>	<b>434.23</b>
<b>14</b>	<b>Paid-up Equity Share Capital ( Face Value ₹ 10/- per share)</b>	<b>258.04</b>	<b>258.04</b>	<b>258.04</b>	<b>258.04</b>	<b>258.04</b>
<b>15</b>	<b>Reserves excluding revaluation reserves as per Balance Sheet of previous accounting year</b>				<b>1763.68</b>	<b>1473.14</b>
<b>16</b>	<b>(a) EPS before Extraordinary Item ₹-(Not Annualised)</b>					
	Basic & Diluted	3.30	2.55	2.42	10.12	9.16
	<b>(b) EPS after Extraordinary Item ₹-(Not Annualised)</b>					
	Basic & Diluted	3.30	2.55	2.42	10.12	16.83

For Arvind Limited



Sanjay S. Lalbhai  
Chairman & Managing Director

Ahmedabad  
May 16, 2013



Arvind Limited  
LALBHAI GROUP

Naroda Road, Ahmedabad 380 025, India  
T +91 79 30138000 W www.arvind.com

# ARVIND

## SEGMENTWISE REVENUE RESULTS AND CAPITAL EMPLOYED (STANDALONE)

₹ in Crores

Sr. No	Particulars	Quarter Ended			Year Ended	
		31.03.13	31.12.12	31.03.12	31.03.13	31.03.12
		Unaudited	Unaudited	Unaudited	Audited	Audited
<b>1</b>	<b>Segment Revenue (Net Sales / Income from Operations)</b>					
	(a) Textiles	979.66	949.93	827.84	3713.35	3426.59
	(b) Brand and Retail	8.34	8.99	2.61	25.19	19.91
	(c) Others	20.14	19.27	18.40	63.17	52.88
	Total	<b>1008.14</b>	<b>978.19</b>	<b>848.85</b>	<b>3801.71</b>	<b>3499.38</b>
	Add : Other Unallocable Income	0.00	0.00	0.00	0.00	0.00
	Less : Inter Segment Sales	9.51	7.65	0.95	21.42	5.26
	<b>Net Sales / Income from Operations</b>	<b>998.63</b>	<b>970.54</b>	<b>847.90</b>	<b>3780.29</b>	<b>3494.12</b>
<b>2</b>	<b>Segment Results (Profit before Interest &amp; Tax)</b>					
	(a) Textiles	152.34	134.38	121.84	529.56	532.32
	(b) Brand and Retail	(5.51)	(2.42)	(2.49)	(10.52)	(7.46)
	(c) Others	4.75	(3.92)	1.50	(3.26)	0.06
	Total	<b>151.58</b>	<b>128.04</b>	<b>120.85</b>	<b>515.78</b>	<b>524.92</b>
	Less :					
	(a) Interest and Finance Charges (Net)	67.76	70.36	57.74	268.44	270.25
	(b) Other Unallocable expenditure (net of unallocable income)	(0.60)	(8.17)	0.59	(13.88)	18.38
	<b>Profit Before Extra Ordinary Items &amp; Tax</b>	<b>84.42</b>	<b>65.85</b>	<b>62.52</b>	<b>261.22</b>	<b>236.29</b>
<b>3</b>	<b>Capital Employed (Segment Assets - Segment Liability)</b>					
	(a) Textiles	3000.03	3005.53	2617.20	3000.03	2617.20
	(b) Brand and Retail	34.69	26.58	16.98	34.69	16.98
	(c) Others	41.59	40.31	42.21	41.59	42.21
	(d) Unallocable	1342.32	1289.71	1109.88	1342.32	1109.88
	<b>Total Capital Employed in Company</b>	<b>4418.63</b>	<b>4362.13</b>	<b>3786.27</b>	<b>4418.63</b>	<b>3786.27</b>

For Arvind Limited

  
Sanjay S. Lalbhai  
Chairman & Managing Director

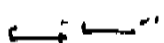
Ahmedabad  
May 16, 2013

Arvind Limited

LALBHAI GROUP

Naroda Road, Ahmedabad 380 025, India  
T +91 79 30138000 W www.arvind.com

ARVIND

<b>STATEMENT OF ASSETS &amp; LIABILITIES AS AT 31ST MARCH, 2013 (STANDALONE)</b>			
₹ in Crores			
	Particulars	As At 31.03.2013	As At 31.03.2012
		Audited	Audited
<b>A</b>	<b>EQUITY AND LIABILITIES</b>		
1	<b>Shareholders' Funds :</b>		
	(a) Share Capital	258.04	258.04
	(b) Reserves and Surplus	2041.47	1757.96
	(c) Money received against share warrants	0.00	0.00
	<b>Sub-Total - Shareholders' Funds</b>	<b>2299.51</b>	<b>2016.00</b>
2	<b>Share Application Money pending allotment</b>	0.00	0.00
3	<b>Non - Current Liabilities</b>		
	(a) Long Term Borrowings	947.10	707.35
	(b) Deferred Tax Liabilities (net)	12.82	12.82
	(c) Other Long Term Liabilities	0.00	0.00
	(d) Long Term Provisions	11.98	49.51
	<b>Sub-Total - Non-current Liabilities</b>	<b>971.90</b>	<b>769.68</b>
4	<b>Current Liabilities</b>		
	(a) Short Term Borrowings	1015.54	895.95
	(b) Trade Payables	664.48	598.32
	(c) Other Current Liabilities	245.33	246.26
	(d) Short Term Provisions	86.96	94.57
	<b>Sub-Total - Current Liabilities</b>	<b>2012.31</b>	<b>1835.10</b>
	<b>TOTAL - EQUITY AND LIABILITIES</b>	<b>5283.72</b>	<b>4620.78</b>
<b>B</b>	<b>ASSETS</b>		
1	<b>Non-current Assets</b>		
	(a) Fixed Assets	2539.98	2448.16
	(b) Non-current Investments	492.86	337.11
	(c) Deferred Tax Assets (net)	0.00	0.00
	(d) Long Term Loans & Advances	235.93	189.21
	(e) Other Non-current Assets	0.54	2.04
	<b>Sub-Total - Non-current Assets</b>	<b>3269.31</b>	<b>2976.52</b>
2	<b>Current Assets</b>		
	(a) Current Investments	0.00	0.00
	(b) Inventories	877.96	728.42
	(c) Trade Receivables	561.28	405.55
	(d) Cash and cash equivalents	150.60	39.37
	(e) Short Term Loans & Advances	250.24	214.75
	(f) Other Current Assets	174.33	256.17
	<b>Sub-Total - Current Assets</b>	<b>2014.41</b>	<b>1644.26</b>
	<b>TOTAL - ASSETS</b>	<b>5283.72</b>	<b>4620.78</b>
		<b>For Arvind Limited</b>	
		 <b>Sanjay S. Lalbhai</b> <b>Chairman &amp; Managing Director</b>	
Ahmedabad May 16, 2013			