





Regd. Office : Bajaj Bhawan, 2nd Floor, Jamnalal Bajaj Marg, 226 Nariman Point, Mumbai - 400021  
www.bajajhindusthan.com

STATEMENT OF STANDALONE UNAUDITED RESULTS FOR THE QUARTER ENDED MARCH 31, 2013

₹ (Lacs)


PART I		3 Months ended	Preceding	Corresponding	Year to date	Year to date	Previous
Particulars		31.03.2013	3 Months ended	3 Months ended	Current	previous	year ended
		Unaudited	31.12.2012	31.03.2012	Period ended	Period ended	30.09.2012
		Unaudited	Unaudited	Unaudited	Unaudited	Unaudited	Audited
1.	<b>Income from operations</b>						
	(a) Net Sales / income from operations (Net of excise duty)	128,695	62,676	120,103	191,371	175,746	421,065
	(b) Other operating income	1,021	897	2,513	1,918	3,398	5,198
	<b>Total Income from operations (net)</b>	<b>129,716</b>	<b>63,573</b>	<b>122,616</b>	<b>193,289</b>	<b>179,144</b>	<b>426,263</b>
2.	<b>Expenses</b>						
	a) Purchases and materials consumed @	256,085	121,007	191,086	377,092	309,725	336,601
	b) Changes in inventories of finished goods, work in progress and stock in trade	(176,902)	(87,797)	(108,440)	(264,699)	(192,860)	(5,797)
	c) Employee benefits expense	6,887	4,727	5,583	11,614	9,999	19,193
	d) Depreciation and amortisation expense	8,825	9,015	8,497	17,840	16,995	34,882
	e) Increase/(decrease) of excise duty on inventories	6,609	2,351	4,304	8,960	7,110	(264)
	f) Other expenses	12,874	10,196	11,400	23,070	19,293	30,754
	<b>Total expenses</b>	<b>114,378</b>	<b>59,499</b>	<b>112,430</b>	<b>173,877</b>	<b>170,262</b>	<b>415,369</b>
3.	Profit/ (Loss) from operations before other income, finance costs and exceptional items (1-2)	15,338	4,074	10,186	19,412	8,882	10,894
4.	Other income	265	115	3,215	380	8,593	10,615
5.	Profit/ (Loss) from ordinary activities before finance costs and exceptional items (3+4)	15,603	4,189	13,401	19,792	17,475	21,509
6.	Finance costs (net)	15,408	12,654	13,358	28,062	24,669	53,641
7.	Profit/ (Loss) from ordinary activities after finance costs but before exceptional items (5-6)	195	(8,465)	43	(8,270)	(7,194)	(32,132)
8.	Exceptional items	-	-	-	-	-	-
9.	Profit / (Loss) from ordinary activities before tax (7-8)	195	(8,465)	43	(8,270)	(7,194)	(32,132)
10.	Tax expense	-	(2,951)	(835)	(2,951)	(3,629)	(8,675)
11.	Net Profit / (Loss) from ordinary activities after tax (9-10)	195	(5,514)	878	(5,319)	(3,565)	(23,457)
12.	Extraordinary items (net of tax expense Rs. Nil)	-	-	-	-	-	-
13.	Net Profit / (Loss) for the period (11-12)	195	(5,514)	878	(5,319)	(3,565)	(23,457)
14.	Paid-up equity share capital (Face Value - Re. 1/- per share)	6,394	6,394	6,394	6,394	6,394	6,394
15.	Reserves excluding Revaluation Reserve as per balance sheet of previous accounting year	-	-	-	-	-	403,034
16 (i)	Earnings per share (EPS) ( before extraordinary items) (of Re. 1/- each) (not annualised)						
	(a) Basic	0.03	(0.86)	0.15	(0.83)	(0.62)	(3.87)
	(b) Diluted	0.03	(0.86)	0.15	(0.83)	(0.62)	(3.87)
16 (ii)	Earnings per share (EPS) ( after extraordinary items) (of Re. 1/- each) (not annualised)						
	(a) Basic	0.03	(0.86)	0.15	(0.83)	(0.62)	(3.87)
	(b) Diluted	0.03	(0.86)	0.15	(0.83)	(0.62)	(3.87)

@ Including cost of traded goods/raw material sold.



PART II							
<b>A.</b>	<b>PARTICULARS OF SHAREHOLDING</b>						
1.	Public shareholding						
	- Number of shares	342,893,545	342,893,545	342,868,545	342,893,545	342,868,545	342,893,545
	- Percentage of Shareholding	53.63%	53.63%	53.62%	53.63%	53.62%	53.63%
2.	Promoters and Promoter Group Shareholding						
	a) Pledged/Encumbered						
	- Number of shares	-	-	-	-	-	-
	- Percentage of shares (as a % of the total shareholding of promoter and promoter group)	-	-	-	-	-	-
	- Percentage of shares (as a % of the total share capital of the company)	-	-	-	-	-	-
	b) Non-encumbered						
	- Number of Shares	294,930,766	294,930,766	294,930,766	294,930,766	294,930,766	294,930,766
	- Percentage of shares (as a % of the total shareholding of promoter and promoter group)	100.00%	100.00%	100.00%	100.00%	100.00%	100.00%
	- Percentage of shares (as a % of the total share capital of the company)	46.13%	46.13%	46.13%	46.13%	46.13%	46.13%

Particulars	3 Months ended 31.03.2013
<b>B. INVESTOR COMPLAINTS</b>	
Pending at the beginning of the quarter	-
Received during the quarter	12
Disposed off during the quarter	12
Remaining unresolved at the end of the quarter	-





## SEGMENT-WISE REVENUE, RESULTS AND CAPITAL EMPLOYED FOR THE QUARTER ENDED MARCH 31, 2013

₹ (Lacs)

Particulars	3 Months ended 31.03.2013	Preceding 3 Months ended 31.12.2012	Corresponding 3 Months ended 31.03.2012	Year to date Current Period ended 31.03.2013	Year to date previous Period ended 31.03.2012	Previous year ended 30.09.2012
	Unaudited	Unaudited	Unaudited	Unaudited	Unaudited	Audited
1. Segment Revenue						
a. Sugar	112,443	57,015	109,341	169,458	162,976	360,438
b. Distillery	16,248	4,819	11,592	21,067	13,787	41,925
c. Power	22,309	9,663	19,036	31,972	28,592	33,745
d. Others	1,081	1,921	-	3,002	-	21,969
Total	152,081	73,418	139,969	225,499	205,355	458,077
Less : Inter- segment Revenue	23,386	10,742	19,866	34,128	29,609	37,012
Net Sales / Income from operations	128,695	62,676	120,103	191,371	175,746	421,065
2. Segment Results (Profit/(Loss) before tax and interest)						
a. Sugar	(6,892)	(3,762)	(9,580)	(10,654)	(18,035)	(24,445)
b. Distillery	5,421	1,531	4,445	6,952	5,092	15,025
c. Power	19,610	7,907	16,685	27,517	24,451	27,572
d. Others	(1,047)	(47)	-	(1,094)	-	(1,086)
Total	17,092	5,629	11,550	22,721	11,508	17,066
Less: (i) Finance costs (net)	15,408	12,654	13,358	28,062	24,669	53,641
(ii) Other Un-allocable Expenditure net off Un-allocable Income	1,489	1,440	(1,851)	2,929	(5,967)	(4,443)
Total Profit / (Loss) before Tax	195	(8,465)	43	(8,270)	(7,194)	(32,132)
3. Capital Employed (Segment Assets-Segment Liabilities)						
a. Sugar	611,400	501,429	637,082	611,400	637,082	521,534
b. Distillery	52,887	48,224	58,753	52,887	58,753	48,166
c. Power	63,389	58,572	65,909	63,389	65,909	58,791
d. Others	28,273	29,797	-	28,273	-	30,151
e. Unallocated	315,761	351,613	379,295	315,761	379,295	321,594
Total	1,071,710	989,635	1,141,039	1,071,710	1,141,039	980,236

## Notes:

- Given the seasonal nature of industry, the results of any quarter may not be a true and/or proportionate reflection of the annual performance of the Company.
- Consequent to the approval and giving effect to scheme of amalgamation of Bajaj Eco-Tec Products Ltd. (BEPL or Amalgamating Company) from appointed date 1st April, 2012, effective from October 01, 2012, the results of the quarter/six months ended March 31, 2013 are not comparable with the corresponding figures of the previous year.




3. Statement of assets and liabilities as at the half year ended on March 31, 2013 is provided below:-

Particulars	As at	As at
	Current half year end 31.03.2013	Previous year end 30.09.2012
<b>A. EQUITY AND LIABILITIES</b>		
<b>1. Shareholders' funds</b>		
(a) Share capital	6,394	6,394
(b) Reserves & surplus	397,725	403,034
<b>Sub-total- Shareholders' funds</b>	<b>404,119</b>	<b>409,428</b>
<b>2. Non-current liabilities</b>		
(a) Long-term borrowings	158,251	150,069
(b) Deferred tax liabilities (net)	-	-
(c) Other long-term liabilities	-	-
(d) Long-term provisions	3,680	3,184
<b>Sub-total- Non-current liabilities</b>	<b>161,931</b>	<b>153,253</b>
<b>3. Current liabilities</b>		
(a) Short-term borrowings	433,715	328,630
(b) Trade payables	178,108	23,640
(c) Other current liabilities	129,288	103,496
(d) Short-term provisions	736	1,283
<b>Sub-total- Current liabilities</b>	<b>741,847</b>	<b>457,049</b>
<b>TOTAL- EQUITY AND LIABILITIES</b>	<b>1,307,897</b>	<b>1,019,730</b>
<b>B. ASSETS</b>		
<b>1. Non-current assets</b>		
(a) Fixed assets	528,369	542,725
(b) Non-current investments	228,040	160,036
(c) Deferred tax assets (net)	2,951	-
(d) Long-term loans & advances	7,208	9,211
(e) Other non-current assets	125	168
<b>Sub-total- Non-current assets</b>	<b>766,693</b>	<b>712,140</b>
<b>2. Current assets</b>		
(a) Current investments	-	-
(b) Inventories	321,381	55,824
(c) Trade receivables	22,781	19,202
(d) Cash and bank balances	11,512	18,030
(e) Short-term loans and advances	133,633	173,582
(f) Other current assets	51,897	40,952
<b>Sub-total- Current assets</b>	<b>541,204</b>	<b>307,590</b>
<b>TOTAL- ASSETS</b>	<b>1,307,897</b>	<b>1,019,730</b>

4. The above results have been reviewed by the audit committee and approved by the Board of Directors at their respective meetings held on May 09, 2013.
5. Previous periods/year figures have been regrouped/ re-arranged/ reworked/ restated wherever necessary to conform to the classification of current period.

Place: Mumbai  
Dated: May 09, 2013.



For Bajaj Hindusthan Limited  
*Shishir Bajaj*  
SHISHIR BAJAJ  
Chairman & Managing Director




To,  
**The Board of Directors**  
**Bajaj Hindusthan Limited**

**LIMITED REVIEW REPORT OF THE UNAUDITED STANDALONE RESULTS OF  
BAJAJ HINDUSTHAN LIMITED FOR THE QUARTER ENDED 31.03.2013**

1. We have reviewed the accompanying statement of unaudited financial results of Bajaj Hindusthan Limited for the quarter ended 31<sup>st</sup> March 2013, except for the disclosures regarding 'Public Shareholding' and 'Promoter and Promoter Group Shareholding' which have been traced from disclosures made by the management and have not been audited by us. This statement is the responsibility of the Company's Management and has been approved by the Board of Directors/Committee of Board of Directors. Our responsibility is to issue a report on these financial statements based on our review.
2. We conducted our review in accordance with the Standard on Review Engagement (SRE) 2400, engagements to Review Financial Statements issued by the Institute of Chartered Accountants of India. This standard requires that we plan and perform the review to obtain moderate assurance as to whether the financial statements are free of material misstatement. A review is limited primarily to inquiries of company personnel and an analytical procedure applied to financial data and thus provides less assurance than an audit. We have not performed an audit and accordingly, we do not express an audit opinion.
3. Based on our review conducted as above, nothing has come to our attention that causes us to believe that the accompanying statement of unaudited financial results prepared in accordance with applicable accounting standards notified pursuant to the Companies (Accounting Standards) Rules, 2006 as per Section 211(3C) of the Companies Act, 1956 and other recognized accounting practices and policies, has not disclosed the information required to be disclosed in terms of Clause 41 of the Listing Agreement including the manner in which it is to be disclosed, or that it contains any material misstatement.

Place: Mumbai  
Dated: 09.05.2013



**For Chaturvedi & Shah**  
**FRN No. 101720W**  
**Chartered Accountants**

**Jignesh Mehta**  
**Partner**  
**Membership No. 102749**

Encl : Unaudited Standalone results for the Quarter ended 31.03.2013