

B S R & Associates

(Registered)
Chartered Accountants

Maruthi Info-Tech Centre
11-12/1 Inner Ring Road
Koramangala
Bangalore 560 071 India

Telephone +91 80 3980 6000
Fax +91 80 3980 6999

The Board of Directors of Dynamatic Technologies Limited

We have audited the accompanying consolidated financial results of Dynamatic Technologies Limited ('the Company'), its subsidiaries and an associate as detailed in note 1 of the consolidated financial results (collectively referred to as 'the Dynamatic Group') for the year ended 31 March 2013, attached herewith, being submitted by the Company pursuant to the requirement of Clause 41 of the Listing Agreement except for the disclosures regarding 'Public Shareholding' and 'Promoter and Promoter Group Shareholding' which have been traced from disclosures made by the Management and have not been audited by us. Attention is drawn to the fact that the figures for the quarter ended 31 March 2013 and the corresponding quarter ended in the previous year as reported in these consolidated financial results are the balancing figures between audited figures in respect of the full financial year and the published year to date figures upto the end of the third quarter of the relevant financial year. Also the figures upto the end of the third quarter had only been reviewed and not subjected to audit.

Management's Responsibility for the Financial Results

These consolidated financial results have been prepared on the basis of the annual consolidated financial statements and reviewed quarterly consolidated financial results upto the end of the third quarter. Management is responsible for the preparations of these consolidated financial results that give a true and fair view of the net profit / loss (as applicable) and other financial information in accordance with the recognition and measurement principles laid down in the Companies (Accounting Standards) Rules, 2006 as per Section 211(3C) of the Companies Act, 1956 and other accounting principles generally accepted in India and in compliance with Clause 41 of the Listing Agreement.

This responsibility includes the design, implementation and maintenance of internal control relevant to the preparation and presentation of the consolidated financial results that give a true and fair view and are free from material misstatement, whether due to fraud or error.

Auditor's Responsibility

Our responsibility is to express an opinion on these consolidated financial results based on our audit of the consolidated annual financial results. We conducted our audit in accordance with the auditing standards generally accepted in India. Those standards require that we plan and perform the audit to obtain reasonable assurance about whether the financial results are free of material misstatements.

An audit includes examining, on a test basis, evidence supporting the amounts disclosed as financial results. An audit includes assessing the accounting principles used and significant estimates made by Management. We believe that our audit provides a reasonable basis for our opinion.



Opinion

In our opinion and to the best of our information and according to the explanations given to us the consolidated financial results:

- (i) are presented in accordance with the requirements of Clause 41 of the Listing Agreement in this regard; and
- (ii) give a true and fair view of the consolidated net loss and other financial information for the year ended 31 March 2013.

Further, we also report that we have, on the basis of the books of account and other records and information and explanations given to us by the Management, also verified the number of shares as well as percentage of shareholdings in respect of aggregate amount of public shareholdings, as furnished by the Company in terms of Clause 35 of the Listing Agreement and found the same to be correct.

Emphasis of Matter

Without qualifying our opinion, we draw attention to note 3 of the consolidated financial results of Dynamics Group, which sets out the basis of accounting selected by the Company in relation to the consolidation and restructuring exercise carried out at JKM Erla Automotive Limited (JKEAL), a subsidiary company in the previous year ended 31 March 2012. The Composite scheme of arrangement between JKEAL and its shareholder and creditors, which was approved by the Karnataka High Court on 30 July 2012, effective 1 April 2011, sets out the prescribed accounting treatment to effect the restructuring. Section 6 (paragraphs 6.1 to 6.11) of the said scheme specifies the accounting treatment and inter alia specifies that such accounting treatment would be reflected in the consolidated financial statements of the Company, prepared as per the Indian Generally Accepted Accounting Principles.

Had the Company alternatively followed the Accounting Standards, notified under the Companies Act, 1956, the goodwill arising on consolidation of Rs 6,788 lacs would have increased to Rs 14,348 lacs, the tangible fixed assets of Rs 56,709 lacs would have reduced to Rs 50,735 lacs, the debit balance arising on consolidation of Rs 1,386 lacs would have reduced to Rs nil and the securities premium of Rs 7,111 lacs would have increased to Rs 7,311 lacs.

Other Matter

We did not audit the financial results of certain subsidiaries and an associate which have been incorporated in the consolidated financial results. These subsidiaries and the associate account for 43.38 % of the total assets as at 31 March 2013 and 68.81% of the aggregate of total income from operations (net) and other income for the year ended 31 March 2013, as shown in the consolidated financial results. Of the above:

- The financial results of some of the subsidiaries incorporated outside India as drawn up in accordance with the generally accepted accounting principles of the respective countries ('the local GAAP') have been audited by other auditors duly qualified to act as auditors in those countries. These subsidiaries account for 42.70 % of total assets and 68.78 % of the aggregate of total income from operations (net) and other income for the year ended on that date, as shown in these consolidated financial results. The aforesaid local GAAP financial statements have been restated by the Management of the said entities so that they conform to the generally accepted accounting principles in India. This has been done on



B S R & Associates

the basis of a reporting package prepared by the Company which covers accounting and disclosure requirements applicable to consolidated financial statements under the generally accepted accounting principles in India. The reporting packages made for this purpose have been audited by the other auditors and reports for consolidation purposes of those other auditors have been furnished to us. Our opinion on the consolidated financial results, insofar as it relates to these entities, is based solely on the aforesaid audit report of those other auditors.

- The financial result of the remaining subsidiaries and the associate have not been subjected to audit either by us or by other auditors, and therefore, the unaudited financial results for the year ended 31 March 2013 of these entities have been furnished to us by the Management. These subsidiaries and associate account for 0.68 % of total assets and 0.03% of the aggregate of total income from operations (net) and other income for the year ended on that date, as shown in the consolidated financial results, and therefore are not material to the consolidated financial results, either individually or in the aggregate.

for B S R & Associates

Chartered Accountants

Firm Registration number: 116231W



Sunil Gaggar

Partner

Membership No. 104315

Place: Bangalore



Date : 30 May 2013

DYNAMATIC TECHNOLOGIES LIMITED
DYNAMATIC PARK, PEENYA, BANGALORE-560 058, INDIA
Audited consolidated financial results for the quarter and year ended 31 March 2013

<i>(Rs in lacs, except as otherwise stated)</i>						
PART I						
Sl. No.	Particulars	Quarter ended			Year ended	
		31 March 2013 (Audited)*	31 December 2012 Unaudited	31 March 2012 (Audited)*	31 March 2013 Audited	31 March 2012 Audited
1	Income from operations					
	a) Net Sales/income from operations (Net of excise duty)	38,208.47	32,927.29	40,870.45	143,717.05	149,715.00
	b) Other operating income	255.54	399.04	588.24	1,496.11	1,138.00
	Total income from operations (net)	38,464.01	33,326.33	41,458.69	145,213.16	150,853.00
2	Expenses					
	a) Cost of materials consumed	20,326.67	19,306.26	21,439.12	85,810.45	91,731.00
	b) Changes in inventories of finished goods, work-in-progress	2,304.74	(709.14)	1,036.33	(1,674.65)	731.00
	c) Employee benefit expenses	5,053.49	4,631.84	5,900.71	18,914.07	18,020.00
	d) Depreciation	1,124.49	1,238.95	1,165.56	4,638.12	4,340.00
	e) Other expenses	7,691.67	6,899.59	8,317.56	28,384.86	26,187.00
	Total expenses	36,501.06	31,367.50	37,859.28	136,072.85	141,009.00
3	Profit from operations before other income, finance costs and exceptional items (1 - 2)	1,962.95	1,958.83	3,599.41	9,140.31	9,844.00
4	Other income	212.19	204.79	180.99	545.42	997.00
5	Profit from ordinary activities before finance costs and exceptional items (3 + 4)	2,175.14	2,163.62	3,780.40	9,685.73	10,841.00
6	Finance costs	2,379.60	1,898.99	1,943.10	8,456.02	7,145.00
7	Profit / (loss) from ordinary activities after finance costs but before exceptional items (5 - 6)	(204.46)	264.63	1,837.30	1,229.71	3,696.00
8	Exceptional items	-	-	175.00	-	175.00
9	Profit / (loss) from ordinary activities before tax (7 - 8)	(204.46)	264.63	1,662.30	1,229.71	3,521.00
10	Tax expense	1,971.56	82.32	639.45	2,421.26	1,057.00
11	Net Profit / (loss) from ordinary activities after Tax (9 - 10)	(2,176.02)	182.31	1,022.85	(1,191.55)	2,464.00
12	Extraordinary items (net of tax expense)	-	-	-	-	-
13	Net Profit / (loss) for the year (11 - 12)	(2,176.02)	182.31	1,022.85	(1,191.55)	2,464.00
14	Paid-up equity share capital (face value of Rs 10/- each)	541.47	541.47	541.47	541.47	541.47
15	Reserves	-	-	-	9,559.49	11,437.51
16	Earnings / (loss) per share					
	Basic EPS (in Rs.)	(40.19)	3.37	18.89	(22.01)	45.51
	Diluted EPS (in Rs.)	(40.19)	3.37	18.89	(22.01)	45.51

* balancing figure (refer note 2)

PART II						
Select Information for the quarter and year ended 31 March 2013						
Sl. No.	Particulars	Quarter ended			Year ended	
		31 March 2013 (Audited)*	31 December 2012 Unaudited	31 March 2012 (Audited)*	31 March 2013 Audited	31 March 2012 Audited
A	PARTICULARS OF SHAREHOLDING					
1	Public shareholding					
	Number of shares	2,418,616	2,418,616	2,419,109	2,418,616	2,419,109
	Percentage of shareholding	44.67%	44.67%	44.68%	44.67%	44.68%
2	Promoters and promoter group shareholding					
	a) Pledged/Encumbered					
	- Number of shares	968,500	1,118,500	503,500	968,500	503,500
	- Percentage of shares (as a % of the total shareholding of promoter and promoter group)	32.33%	37.33%	16.81%	32.33%	16.81%
	- Percentage of shares (as a % of the total share capital of the company)	17.89%	20.66%	9.30%	17.89%	9.30%
	b) Non-encumbered					
	- Number of shares	2,027,587	1,877,587	2,492,094	2,027,587	2,492,094
	- Percentage of shares (as a % of the total shareholding of promoter and promoter group)	67.67%	62.67%	83.19%	67.67%	83.19%
	- Percentage of shares (as a % of the total share capital of the company)	37.44%	34.67%	46.02%	37.44%	46.02%




Segment reporting:

(Rs in lacs, except as otherwise stated)

	Particulars	Quarter ended			Year ended	
		31 March 2013	31 December 2012	31 March 2012	31 March 2013	31 March 2012
		(Audited)*	Unaudited	(Audited)*	Audited	Audited
1	Segment revenue					
	a) Hydraulics & Precision Engineering	7,078.27	6,668.69	8,582.06	29,026.74	28,984.00
	b) Aerospace	4,919.29	4,270.42	4,260.94	17,140.18	14,290.00
	c) Aluminum Castings	1,044.75	1,138.65	1,391.12	4,488.08	5,270.00
	d) Automotive	28,471.50	24,478.72	31,343.59	104,518.14	111,359.00
	e) Research farm	27.00	27.00	27.00	108.00	108.00
	f) Others	48.43	168.49	254.04	901.44	933.00
	Total	41,589.24	36,751.97	45,858.75	156,182.58	160,944.00
	Less : Inter segment revenue	(3,125.23)	(3,425.64)	(5,098.06)	(10,969.42)	(10,091.00)
	Income from operations	38,464.01	33,326.33	40,760.69	145,213.16	150,853.00
2	Segment results (profit / (loss) before tax and interest from each segment)					
	a) Hydraulics & Precision Engineering	308.91	413.12	1,542.69	2,082.73	3,553.00
	b) Aerospace	1,554.88	1,132.35	1,330.10	4,884.95	4,468.00
	c) Aluminium Castings	(86.99)	(42.50)	(86.25)	(634.41)	(854.00)
	d) Automotive	235.57	443.02	527.47	2,337.38	2,198.00
	e) Research farm	18.64	19.37	22.49	75.42	89.00
	f) Others	(68.06)	(6.53)	87.91	394.25	215.00
	Total	1,962.95	1,958.83	3,424.41	9,140.32	9,669.00
	Unallocable					
	- Interest	2,379.60	1,898.99	1,943.10	8,456.02	7,145.00
	- Other income	(212.18)	(204.79)	(180.99)	(545.42)	(997.00)
	Profit / (loss) before tax	(204.46)	264.63	1,662.30	1,229.72	3,521.00
3	Segment capital employed					
	(Segment assets - segment liabilities)					
	a) Hydraulics & Precision Engineering	10,852.80	12,728.12	15,568.00	10,852.80	15,568.00
	b) Aerospace	19,092.67	18,284.45	13,372.00	19,092.67	13,372.00
	c) Aluminium Castings	2,342.52	2,981.08	1,172.00	2,342.52	1,172.00
	d) Automotive	8,668.55	10,274.24	9,533.00	8,668.55	9,533.00
	e) Research farm	585.11	569.18	522.00	585.11	522.00
	f) Others	4,063.64	4,144.28	3,736.00	4,063.64	3,736.00
	g) Unallocated	(32,241.03)	(35,486.69)	(29,907.00)	(32,241.03)	(29,907.00)
	Total	13,364.25	13,494.66	13,996.00	13,364.25	13,996.00



*Balancing figure (refer note 2)



DYNAMATIC TECHNOLOGIES LIMITED
DYNAMATIC PARK, PEENYA, BANGALORE-560 058, INDIA
Disclosure of Consolidated Balance Sheet Items as per Clause 41 (V)(h) of Listing Agreement

(Rs in lacs, except as otherwise stated)

Particulars	As at	
	31 March 2013 (Audited)	31 March 2012 (Audited)
Equity and liabilities		
Shareholders' funds		
Share capital	541	541
Reserves and surplus	11,573	13,455
Money received against share warrants	1,250	-
	13,364	13,996
Non controlling interest (preference capital)	3,295	3,295
Non-current liabilities		
Long-term borrowings	34,416	46,625
Deferred tax liabilities (net)	3,131	2,869
Other long-term liabilities	1,916	2,640
Long-term provisions	157	194
	39,620	52,328
Current liabilities		
Short-term borrowings	17,433	18,437
Trade payables	24,441	22,873
Other current liabilities	20,487	14,614
Short-term provisions	2,831	3,079
	65,192	59,003
Total	121,471	128,622
Assets		
Non current assets		
Goodwill	6,788	6,788
	6,788	6,788
Fixed assets		
- Tangible fixed assets	56,709	53,490
- Intangible fixed assets	2,602	1,899
- Capital work in progress	7,422	10,428
- Intangible fixed assets under development	188	447
	66,921	66,264
Non current investments	1	1
Deferred tax asset (net)	-	1,035
Long-term loans and advances	2,160	2,582
Other non-current assets	159	1,068
	2,320	4,686
Current assets		
Inventories	20,253	19,143
Trade receivables	14,612	24,629
Cash and bank balances	5,932	2,327
Short-term loan and advances	2,507	2,965
Other current assets	2,138	1,820
	45,442	50,884
Total	121,471	128,622





NOTES:

1. The consolidated financial results of Dynamatic Technologies Limited ("the Company"), its subsidiaries and an associate, as listed below, (collectively known as "the Group") are prepared in accordance with requirements of the Accounting Standard AS 21 "Consolidated Financial Statements" prescribed by Companies (Accounting Standards) Rules, 2006 (as amended).

Sl. no.	Subsidiaries/Associate	Country of incorporation	Effective shareholding% group
1	JKM Erla Automotive Limited (Subsidiary)	India	99.99
2	JKM Ferrotech Limited (Subsidiary)	India	99.99
3	JKM Research Farm limited (Subsidiary)	India	99.99
4	JKM Global Pte Limited (Subsidiary)	Singapore	100
5	Dynamatic Limited (Subsidiary)	United Kingdom	100
6	Yew Tree Investments Limited (Subsidiary)	United Kingdom	100
7	JKM Erla Holdings GmbH (Subsidiary)	Germany	100
8	Eisenwerk Erla GmbH (Subsidiary)	Germany	100
9	Harasfera Design Private Limited (Associate)	India	50

2. The above results were reviewed by Audit Committee on 30 May 2013, and approved by the Board of Directors at their meeting held on 30 May 2013. The figures for the quarter ended 31 March 2013 and the corresponding quarter ended in the previous year as reported in this consolidated financial result is the balancing figures between audited figures in respect of the full financial year and the published year to date figures upto the end of the third quarter of the relevant financial year. Also the figures up to the end of the third quarter had only been reviewed and not subjected to audit. The audit report of the Statutory Auditors is being filed with the BSE and the NSE and is also available on the Company's website at www.dynamatics.com.



3. In accordance with the Scheme of Arrangement between JKM Erla Automotive Limited and its respective shareholders and creditors duly approved by the Honourable High Court of Karnataka vide its order dated 30 July 2012, effective 1 April 2011, the following adjustments were recorded in the consolidated financial statement of the Company for the year ended 31 March 2013:

Particulars	Amount in Rs lacs
Fair valuation adjustment of tangible fixed assets of Eisenwerk Erla GmbH with a corresponding credit to Business Restructuring Reserve (BRR)	7,560
Reduction of securities premium with a credit to BRR	(200)
Cumulative incremental depreciation (for the year ended 31 March 2013: INR 793 lacs) on the fair value of tangible fixed assets as described above has been debited to "debit balance arising on consolidation"	1,586
BRR balance has been set off with the goodwill arising on consolidation to the extent of fair value adjustment of tangible fixed assets as described above	(7,560)

Section 6 (paragraphs 6.1 to 6.11) of the said scheme specifies the accounting treatment and inter alia specifies that such accounting treatment would be reflected in the financial statement of the Company, prepared as per the Indian Generally Accepted Accounting Principles.

Had the Company alternatively followed the Accounting Standards, notified under the Companies Act, 1956, the goodwill arising on consolidation of Rs 6,788 lacs would have increased to Rs 14,348 lacs, the tangible fixed assets of Rs 56,709 lacs would have reduced to Rs 50,735 lacs, the debit balance arising on consolidation of Rs 1,386 lacs would have reduced to Rs nil and the securities premium of Rs 7,111 lacs would have increased to Rs 7,311 lacs.

4. Pursuant to the provisions of the Listing Agreement, the Management has decided to publish consolidated financial results in the newspapers. However the standalone financial results will be made available on the Company's website at www.dynamics.com and also on the websites of BSE (www.bseindia.com) and NSE (www.nseindia.com).
5. Pursuant to the shareholders' approval obtained at the Extraordinary General Meeting held on 25 March 2013 and in accordance with SEBI (Issue of Capital and Disclosure Requirements) Regulations and other applicable regulations and provisions, the Company has issued 626,740 convertible warrants on a preferential basis at a price of Rs 797.78 each to the Promoter and a Promoter Group Company on receipt of 25% of the issue price, entitling the holder thereof to get one equity share of Rs 10 each for each warrant within a period of 18 months from the date of allotment.
6. Tax expense for the quarter and the year ended 31 March 2013 include write down of deferred tax asset balance of Rs 1,458 lacs and Rs 1,036 lacs respectively in a subsidiary, in the absence of virtual certainty of the same being realised in the future.



7. Exceptional items includes various expenses incurred by the Company such as professional and other ancillary charges towards acquisition of shares of Eisenwerk Erla GmbH, Germany, through its step subsidiary, which do not qualify for cost of investment as envisaged in Accounting Standard (AS) 13 - 'Accounting for Investments'.
8. Information of standalone audited financial results of the Company in terms of Clause 41 (VI) (b) of the Listing Agreement is as under:

(Rs in lacs)

Particulars	Quarter ended			Year ended	
	31 March 2013	31 December 2012	31 March 2012	31 March 2013	31 March 2012
	Audited*	Unaudited	Audited*	Audited	Audited
Revenue	9,965.52	10,456.85	12,660.24	41,721.77	45,248.82
Profit / (loss) before tax and exceptional items	(158.76)	341.47	970.64	143.29	408.17
Profit/ (loss) after tax and exceptional items	(200.75)	257.34	544.66	29.96	164.68

* refer note 2

9. Status of investor complaints for the quarter ended 31 March 2013:

Particulars	Opening	Received	Resolved	Pending
Number of Complaints	-	5	5	-

10. Previous period/ year figures have been reclassified to conform with current period/ year presentation, where applicable.

For and on behalf of the Board of Directors


Udayant Malhoutra
CEO and Managing Director
 Dynamatic Technologies Limited
 Bangalore
 30 May 2013



B S R & Associates

(Registered)
Chartered Accountants

Maruthi Info-Tech Centre
11-12/1 Inner Ring Road
Koramangala
Bangalore 560 071 India

Telephone +91 80 3980 6000
Fax +91 80 3980 6999

The Board of Directors Dynamatic Technologies Limited

We have audited the accompanying standalone financial results of Dynamatic Technologies Limited ('the Company') for the year ended 31 March 2013, attached herewith, being submitted by the Company pursuant to the requirement of Clause 41 of the Listing Agreement except for the disclosures regarding 'Public Shareholding' and 'Promoter and Promoter Group Shareholding' which have been traced from disclosures made by the Management and have not been audited by us. Attention is drawn to the fact that the figures for the quarter ended 31 March 2013 and the corresponding quarter ended in the previous year as reported in these financial results are the balancing figures between audited figures in respect of the full financial year and the published year to date figures upto the end of the third quarter of the relevant financial year. Also the figures upto the end of the third quarter had only been reviewed and not subjected to audit.

Management's Responsibility for the Financial Statements

These financial results have been prepared on the basis of the annual financial statements and reviewed quarterly financial results upto the end of the third quarter. Management is responsible for the preparations of these financial results that give a true and fair view of the net profit/ loss (as applicable) and other financial information in accordance with the recognition and measurement principles laid down in the Companies (Accounting Standards) Rules, 2006 as per Section 211(3C) of the Companies Act, 1956 and other accounting principles generally accepted in India and in compliance with Clause 41 of the Listing Agreement.

This responsibility includes the design, implementation and maintenance of internal control relevant to the preparation and presentation of the financial results that give a true and fair view and are free from material misstatement, whether due to fraud or error.

Auditor's Responsibility

Our responsibility is to express an opinion on these financial results based on our audit of the annual financial results. We conducted our audit in accordance with the auditing standards generally accepted in India. Those standards require that we plan and perform the audit to obtain reasonable assurance about whether the financial results are free of material misstatements.

An audit includes examining, on a test basis, evidence supporting the amounts disclosed as financial results. An audit includes assessing the accounting principles used and significant estimates made by Management. We believe that our audit provides a reasonable basis for our opinion.



B S R & Associates

Opinion

In our opinion and to the best of our information and according to the explanations given to us, these financial results:

- (i) are presented in accordance with the requirements of Clause 41 of the Listing Agreement in this regard; and
- (ii) give a true and fair view of the net profit and other financial information for the year ended 31 March 2013.

Further, we also report that we have, on the basis of the books of account and other records and information and explanations given to us by the Management, also verified the number of shares as well as percentage of shareholdings in respect of aggregate amount of public shareholdings, as furnished by the Company in terms of Clause 35 of the Listing Agreement and found the same to be correct.

for **B S R & Associates**

Chartered Accountants

Registration Number: 116231W



Sunil Gaggar

Partner

Membership No: 104315

Place: Bangalore

Date: 30 May 2013

DYNAMATIC TECHNOLOGIES LIMITED
DYNAMATIC PARK, PEENYA, BANGALORE-560 058, INDIA
Audited standalone financial results for the quarter and year ended 31 March 2013

(Rs in lacs, except as otherwise stated)


PART I

Sl. No.	Particulars	Quarter ended			Year ended	
		31 March 2013 (Audited)*	31 December 2012 Unaudited	31 March 2012 (Audited)*	31 March 2013 Audited	31 March 2012 Audited
1	Income from operations					
	a) Net Sales/income from operations (Net of excise duty)	9,702.38	10,205.15	12,382.18	40,621.71	44,368.38
	b) Other operating income	263.14	251.70	278.06	1,100.06	880.44
	Total income from operations (net)	9,965.52	10,456.85	12,660.24	41,721.77	45,248.82
2	Expenses					
	a) Cost of materials consumed	5,060.43	4,867.10	6,580.84	20,899.36	24,957.89
	b) Changes in inventories of finished goods and work-in-progress	(286.53)	182.49	15.92	(342.56)	(218.48)
	c) Employee benefit expenses	1,111.50	1,135.55	1,474.36	4,692.17	6,884.39
	d) Depreciation	695.58	661.45	637.46	2,628.52	2,510.96
	e) Other expenses	2,704.57	2,460.11	2,612.59	10,109.11	7,682.84
	Total expenses	9,285.55	9,306.70	11,321.17	37,986.60	41,817.60
3	Profit from operations before other income, finance costs and exceptional items (1 - 2)	679.97	1,150.15	1,339.07	3,735.17	3,431.22
4	Other income	306.16	262.92	806.80	1,032.78	924.48
5	Profit from ordinary activities before finance costs and exceptional items (3 + 4)	986.13	1,413.07	2,145.87	4,767.95	4,355.70
6	Finance costs	1,144.89	1,071.60	1,175.23	4,624.66	3,947.53
7	Profit/ (loss) from ordinary activities after finance costs but before exceptional items (5 - 6)	(158.76)	341.47	970.64	143.29	408.17
8	Exceptional items	-	-	175.00	-	175.00
9	Profit/ (loss) from ordinary activities before tax (7 - 8)	(158.76)	341.47	795.64	143.29	233.17
10	Tax (benefit) / expense, net	41.99	84.13	250.98	113.33	68.49
11	Net Profit/ (Loss) for the year (9 - 10)	(200.75)	257.34	544.66	29.96	164.68
12	Paid-up equity share capital (face value of Rs 10/- each)	541.47	541.47	541.47	541.47	541.47
13	Reserves (excluding revaluation reserve)				13,067.00	12,932.00
14	Earnings/ (Loss) per share (Rs.)					
	Basic	(3.71)	4.75	10.06	0.55	3.05
	Diluted	(3.71)	4.75	10.06	0.55	3.05

*Balancing figure (refer note 1)

PART II

Select Information for the year ending 31 March 2013						
Sl. No.	Particulars	Quarter ended			Year ended	
		31 March 2013	31 December 2012	31 March 2012	31 March 2013	31 March 2012
A	PARTICULARS OF SHAREHOLDING					
1	Public shareholding					
	Number of shares	2,418,616	2,418,616	2,419,109	2,418,616	2,419,109
	Percentage of shareholding	44.67%	44.67%	44.68%	44.67%	44.68%
2	Promoters and promoter group shareholding					
	a) Pledged/Encumbered					
	- Number of shares	968,500	1,118,500	503,500	968,500	503,500
	- Percentage of shares (as a % of the total shareholding of promoter and promoter group)	32.33%	37.33%	16.81%	32.33%	16.81%
	- Percentage of shares (as a % of the total share capital of the company)	17.89%	20.66%	9.30%	17.89%	9.30%
	b) Non-encumbered					
	- Number of shares	2,027,587	1,877,587	2,492,094	2,027,587	2,492,094
	- Percentage of shares (as a % of the total shareholding of promoter and promoter group)	67.67%	62.67%	83.19%	67.67%	83.19%
	- Percentage of shares (as a % of the total share capital of the company)	37.44%	34.67%	46.02%	37.44%	46.02%



Segment reporting:

(Rs in lacs, except as otherwise stated)

Particulars	Quarter ended			Year ended	
	31 March 2013	31 December 2012	31 March 2012	31 March 2013	31 March 2012
	(Audited)*	Unaudited	(Audited)*	Audited	Audited
1 Segment revenue					
a) Hydraulics & Precision Engineering	3,827.58	3,873.82	5,457.59	16,188.37	18,698.57
b) Aerospace	2,062.30	1,688.55	1,439.08	6,465.73	5,171.70
c) Aluminium Castings	1,044.75	1,138.65	1,391.67	4,488.08	5,270.55
d) Automotive	4,134.28	4,737.63	5,650.82	18,258.91	20,944.40
e) Others	48.43	168.50	119.56	901.44	494.62
Total	11,117.34	11,607.15	14,058.72	46,302.53	50,579.85
Less : Inter segment revenue	(1,151.82)	(1,150.30)	(1,398.48)	(4,580.76)	(5,331.03)
Income from operations	9,965.52	10,456.85	12,660.24	41,721.77	45,248.82
2 Segment results profit / (loss) before tax and interest from each segment)					
a) Hydraulics & Precision Engineering	279.52	542.81	1,009.96	2,143.71	3,228.19
b) Aerospace	739.40	718.82	598.08	2,495.15	2,118.00
c) Aluminium Castings	(87.00)	(42.49)	(88.01)	(634.41)	(855.77)
d) Automotive	(186.05)	(65.58)	(303.65)	(676.18)	(1,320.20)
e) Others	(65.90)	(3.41)	(52.31)	406.90	86.00
Total	679.97	1,150.15	1,164.07	3,735.17	3,256.22
Unallocable					
- Interest	1,144.89	1,071.60	1,175.23	4,624.66	3,947.53
- Other income	(306.16)	(262.92)	(806.80)	(1,032.78)	(924.48)
Profit/ (loss) before tax	(158.76)	341.47	795.64	143.29	233.17
3 Segment capital employed (Segment assets - segment liabilities)					
a) Hydraulics & Precision Engineering	7,563.36	9,053.67	10,525.00	7,563.36	10,525.00
b) Aerospace	13,988.84	13,229.42	12,777.00	13,988.84	12,777.00
c) Aluminium Castings	2,342.52	2,981.08	1,172.00	2,342.52	1,172.00
d) Automotive	13,624.79	14,354.66	14,044.00	13,624.79	14,044.00
e) Others	4,067.87	4,147.28	3,736.00	4,067.87	3,736.00
Total	41,587.38	43,766.11	42,254.00	41,587.38	42,254.00
Unallocable assets	(24,716.42)	(28,793.65)	(26,763.00)	(24,716.42)	(26,763.00)
Total	16,870.96	14,972.46	15,491.00	16,870.96	15,491.00

*Balancing figure (refer note 1)



DYNAMATIC TECHNOLOGIES LIMITED
DYNAMATIC PARK, PEENYA, BANGALORE-560 058, INDIA
Disclosure of Standalone Balance Sheet Items as per Clause 41 (V)(h) of Listing Agreement

(Rs in lacs, except as otherwise stated)

Particulars	As at	
	31 March 2013 (Audited)	31 March 2012 (Audited)
Equity and liabilities		
Shareholders' funds		
Share capital	541	541
Reserves and surplus	15,080	14,950
Money received against share warrants	1,250	-
	16,871	15,491
Non-current liabilities		
Long-term borrowings	14,539	19,868
Deferred tax liabilities (net)	2,802	2,688
Other long-term liabilities	1,039	1,425
Long-term provisions	156	202
	18,536	24,183
Current liabilities		
Short-term borrowings		
Trade payables	13,177	11,967
Other current liabilities	8,758	9,542
Short-term provisions	9,455	7,886
	75	198
	31,465	29,593
Total	66,872	69,267
Assets		
Non current assets		
Fixed assets		
- Tangible fixed assets	26,691	26,752
- Intangible fixed assets	2,465	1,568
- Capital work in progress	7,228	8,938
- Intangible fixed assets under development	188	447
	36,572	37,705
Non current investments	7,040	7,040
Long-term loans and advances	2,958	2,319
Other non-current assets	383	656
	10,381	10,015
Current assets		
Inventories	6,063	5,889
Trade receivables	6,857	9,589
Cash and bank balances	628	788
Short-term loan and advances	4,730	3,647
Other current assets	1,641	1,634
	19,919	21,547
Total	66,872	69,267




NOTES:

- 1 The above results were reviewed by Audit Committee and approved by the Board of Directors at their meeting held on 30 May 2013. The figures for the quarter ended 31 March 2013 and the corresponding quarter ended in the previous year as reported in this standalone financial result is the balancing figures between audited figures in respect of the full financial year and the published year to date figures upto the end of the third quarter of the relevant financial year. The audit report of the Statutory Auditors is being filed with the BSE and the NSE and is also available on the Company's website at www.dynamatics.com.
- 2 Pursuant to the provisions of the Listing Agreement, the Management has decided to publish consolidated financial results in the newspapers. However the standalone financial results will be made available on the Company's website at www.dynamatics.com and also on the websites of BSE (www.bseindia.com) and NSE (www.nseindia.com).
- 3 Exceptional items includes various expenses incurred by the Company such as professional and other ancillary charges towards acquisition of shares of Eisenwerk Erla GmbH, Germany, through its step subsidiary, which do not qualify for cost of investment as envisaged in Accounting Standard (AS) 13 - 'Accounting for Investments'.
- 4 Pursuant to the shareholders' approval obtained at the Extraordinary General Meeting held on 25 March 2013 and in accordance with SEBI (Issue of Capital and Disclosure Requirements) Regulations and other applicable regulations and provisions, the Company has issued 626,740 convertible warrants on a preferential basis at a price of Rs 797.78 each to the Promoter and a Promoter Group Company, on receipt of 25% of the issue price, entitling the holder thereof to get one equity share of Rs 10 each for each warrant within a period of 18 months from the date of allotment.
- 5 Status of investor complaints for the quarter ended 31 March 2013:

Particulars	Opening	Received	Resolved	Pending
Number of Complaints	-	5	5	-

- 6 Previous year/ period figures have been reclassified to conform with current year/ period presentation, where applicable.

For and on behalf of the Board of Directors


Udayant Malhoutra
CEO and Managing Director
Dynamatic Technologies Limited
Bangalore
30 May 2013

