



GOLDSTONE TECHNOLOGIES LIMITED

Goldstone

9-1-83 & 84, AC Sharma Complex, S D Road Secunderabad, Ph. No 66470335/27807640, Fax +91-040-39120023
AUDITED STANDALONE FINANCIAL RESULTS FOR THE 4th QUARTER ENDED 31st March 2013

Particulars	Rs. In Millions				
	Quarter ending 31.03.2013	Quarter ending 31.12.2012	Quarter ending 31.03.2012	Year to date 31.03.2013	Year to date 31.03.2012
	Audited	Un-audited	Audited	Audited	Audited
1. (a) Net Sales/Income from Operations	61.21	65.11	63.91	287.58	242.93
(b) Other Operating Income	-	-	-	-	0.00
Total Income from operations(Net)	61.21	65.11	63.91	287.58	242.93
2. Expenditure					
Increase/decrease in stock in trade and work in progress	3.94	-	2.15	3.94	(3.63)
Purchase cost of Goods sold/Movies	9.12	-	1.24	11.64	20.18
Employees cost	40.14	36.58	35.81	171.95	125.93
Depreciation	2.35	4.92	2.39	17.02	19.65
Other expenditure	6.97	12.42	12.79	46.19	56.97
Total Expenses	62.52	53.93	54.38	250.73	219.10
3. Profit from Operations before Other Income, Interest and Exceptional Items (1-2)	(1.31)	11.18	9.53	36.84	23.83
4. Other Income	0.66	0.11	1.30	2.63	8.43
5. Profit before Interest and Exceptional Items (3+4)	(0.65)	11.29	10.83	39.48	32.26
6. Finance cost	2.17	2.26	1.76	9.89	15.51
7. Profit after Interest but before Exceptional Items (5-6)	(2.82)	9.03	9.07	29.59	16.75
8. Exceptional items	-	-	-	-	-
9. Profit (+)/ Loss (-) from Ordinary Activities before tax (7+8)	(2.82)	9.03	9.07	29.59	16.75
10. Tax expense	7.08	0.63	(2.62)	8.96	(1.57)
11. Net Profit (+)/ Loss (-) from Ordinary Activities after tax (9-10)	(9.90)	8.41	11.69	20.63	18.31
12. Extraordinary Item (net of tax expense Rs.)	-	-	1.88	-	1.88
13. Net Profit(+)/ Loss(-) for the period (11-12)	(9.90)	8.41	9.81	20.63	16.43
14. Paid-up equity share capital (Face Value of Rs.10/- each)	187.82	187.82	187.82	187.82	187.82
15. Reserve excluding Revaluation Reserves as per balance sheet of previous accounting year				386.41	369.98
16. Earnings Per Share (EPS)					
a) Basic and diluted EPS before Extraordinary items for the period, for the year to date and for the previous year (not to be annualized)	(0.53)	0.45	0.52	1.10	0.87
b) Basic and diluted EPS after Extraordinary items for the period, for the year to date and for the previous year (not to be annualized)	(0.53)	0.45	0.52	1.10	0.87
17. Public Shareholding					
- No. of shares	15247913	15247913	15247913	15247913	15247913
- Percentage of shareholding	81.18%	81.18%	81.18%	81.18%	81.18%
18. Promoters and promoter group shareholding					
a) Pledged/Encumbered					
- Number of shares	-	-	-	-	-
- Percentage of shares (as a % of the total shareholding of promoter and promoter group)	-	-	-	-	-
- Percentage of shares (as a % of the total share capital of the company)	-	-	-	-	-
b) Non-encumbered					
- Number of shares	3534153	3534153	3534153	3534153	3534153
- Percentage of shares (as a % of the total shareholding of promoter and promoter group)	100%	100%	100%	100%	100%
- Percentage of shares (as a % of the total share capital of the company)	18.82%	18.82%	18.82%	18.82%	18.82%



Goldstone

Segment wise Standalone financial results for the quarter ended 31st March 2013



Particulars	Quarter ending	Quarter ending	Quarter ending	Year to date	Year to date
	Audited	Un-audited	Audited	31.03.2013	31.03.2012
Segment Revenue					
1 a) U.S.A.	0.00	0.00	-	-	0.00
b) India	61.21	65.11	72.34	287.58	242.93
Total Revenue from Operations	61.21	65.11	72.34	287.58	242.93
Segment Results					
2 Profit(+)/Loss(-) before tax, Deprn. & interest from					
a) U.S.A.	0.00	0.00	0.00	0.00	0.00
b) India	1.70	16.22	13.22	56.49	51.91
Total	1.70	16.22	13.22	56.49	51.91
Less: interest (not allocable)	2.17	2.26	1.76	9.89	15.51
Less: Depreciation (not allocable)	2.35	4.92	2.39	17.02	19.65
Total Profit/(Loss) Before Tax	-2.82	9.03	9.07	29.59	16.75

Notes :

- The above financial results have been reviewed by the Audit Committee and taken on record by the Board of Directors of the Company at its meeting held on May 27, 2013.
- Deferred Tax Asset has been provided as per Accounting Standard 22 (AS - 22) - Accounting for Taxes on Income issued by ICAI
- Segment Capital Employed: Segregation of assets, liabilities, depreciation and other non-cash expenses into various primary segments has not been done, as the assets are used interchangeably between segments. Accordingly no disclosure relating to segmental assets and liabilities has been made.
- Figures for the previous year/period are regrouped/ rearranged wherever considered necessary.
- Details of Investor complaints received for the quarter ended March 31, 2013: Beginning: Nil, Received : Nil ; Disposed off: Nil ; Pending : Nil
- The Company has consolidated its results based on the Accounting Standard issued by ICAI.

Place : Hyderabad
Date : 27.05.2013

By order of the Board
For GOLDSTONE TECHNOLOGIES LIMITED

Director

GOLDSTONE TECHNOLOGIES LIMITED


Standalone statement of Assets and Liabilities as on 31.03.2013



Particulars	Note No	Rs. In Millions	
		As on 31/03/2013	As on 31/03/2012
I. EQUITY AND LIABILITIES			
(1) Shareholder's Funds			
(a) Share Capital	1	187.82	187.82
(b) Reserves and Surplus	2	407.05	386.41
(c) Money received against share warrants		-	-
(2) Non-Current Liabilities			
(a) Long-term borrowings	3	-	-
(b) Deferred tax liabilities (Net)	4	2.86	-
(c) Long term provisions	5	6.96	6.32
(3) Current Liabilities			
(a) Short-term borrowings	6	62.54	52.32
(b) Trade payables	7	16.16	15.58
(c) Other current liabilities	8	144.35	139.64
(d) Short-term provisions	9	18.04	23.55
Total		845.78	811.64
II. Assets			
(1) Non-current assets			
(a) Fixed assets			
(i) Tangible assets	10	134.35	134.04
(ii) Intangible assets	10	101.21	112.46
(iii) Tangible assets under development	10	132.74	132.74
(b) Non-current investments	11	92.76	92.76
(c) Deferred tax assets (Net)	4	-	2.22
(d) Long term loans and advances	12	101.31	81.19
(e) Other non-current assets	13	18.89	15.29
(f) Long term deposits		-	-
(2) Current assets			
(a) Inventories	14	123.56	127.51
(b) Trade receivables	15	113.45	78.38
(c) Cash and cash equivalents	16	3.19	11.38
(d) Short-term loans and advances	17	24.32	23.67
(e) Other current assets		-	-
Total		845.78	811.63

For GOLDSTONE TECHNOLOGIES LIMITED

[Handwritten Signature]
Director



Place : Hyderabad
Date : 27th May'2013



Goldstone

GOLDSTONE TECHNOLOGIES LIMITED

9-1-83 & 84, AC Sharma Complex, S D Road Secunderabad, Ph. No 66470335/27807640, Fax +91-040-39120023
AUDITED CONSOLIDATED FINANCIAL RESULTS FOR THE 4th QUARTER ENDED 31st Mar 2013

Particulars	Rs. In Millions				
	Quarter ending 31.03.2013	Quarter ending 31.12.2012	Quarter ending 31.03.2012	Year to date 31.03.2013	Year to date 31.03.2012
1. (a) Net Sales/Income from Operations	Audited	Un-audited	Audited	Audited	Audited
(b) Other Operating Income	157.04	168.41	181.70	735.68	677.57
Total Income from operations(Net)	157.04	168.41	181.70	735.68	677.57
2. Expenditure					
Increase/decrease in stock in trade and work in progress	3.94	-	2.15	3.94	(3.63)
Purchase cost of Goods sold/Movies	9.12	-	1.24	11.64	20.18
Employees cost	125.76	122.18	145.19	562.88	523.09
Depreciation	2.35	4.92	2.39	17.26	19.65
Other expenditure	11.11	16.41	20.47	61.32	75.72
Total Expenses	152.29	143.51	171.46	657.04	635.01
3. Profit from Operations before Other Income, Interest and Exceptional Items (1-2)	4.75	24.90	10.24	78.63	42.57
4. Other Income	0.66	0.11	1.41	2.63	8.54
5. Profit before Interest and Exceptional Items (3+4)	5.41	25.01	11.65	81.27	51.11
6. Interest	2.17	2.26	1.82	9.94	15.57
7. Profit after Interest but before Exceptional Items (5-6)	3.24	22.74	9.83	71.32	35.54
8. Exceptional items	-	-	-	-	0.00
9. Profit (+)/ Loss (-) from Ordinary Activities before tax (7+8)	3.24	22.74	9.83	71.32	35.54
10. Tax expense	10.12	5.42	(2.11)	25.59	5.95
11. Net Profit (+)/ Loss (-) from Ordinary Activities after tax (9-10)	(6.87)	17.32	11.95	45.73	29.59
12. Extraordinary Item (net of tax expense Rs.)	-	-	1.88	-	1.88
13. Net Profit(+)/ Loss(-) for the period (11-12)	(6.87)	17.32	10.06	45.73	27.71
14. Paid-up equity share capital (Face Value of Rs10/- each)	187.82	187.82	187.82	187.82	187.82
15. Reserve excluding Revaluation Reserves as per balance sheet of previous				484.83	457.12
16. Earnings Per Share (EPS)					
a) Basic and diluted EPS before Extraordinary items for the period, for the year to date and for the previous year (not to be annualized)	(0.37)	0.92	0.54	2.43	1.48
b) Basic and diluted EPS after Extraordinary items for the period, for the year to date and for the previous year (not to be annualized)	(0.37)	0.92	0.54	2.43	1.48
17. Public Shareholding					
- No. of shares	15247913	15247913	15247913	15247913	15247913
- Percentage of shareholding	81.18%	81.18%	81.18%	81.18%	81.18%
18. Promoters and promoter group shareholding					
a) Pledged/Encumbered					
- Number of shares	-	-	-	-	-
- Percentage of shares (as a % of the total shareholding of promoter and promoter group)	-	-	-	-	-
- Percentage of shares (as a % of the total share capital of the company)	-	-	-	-	-
b) Non-encumbered					
- Number of shares	3534153	3534153	3534153	3534153	3534153
- Percentage of shares (as a % of the total shareholding of promoter and promoter group)	100%	100%	100%	100%	100%
- Percentage of shares (as a % of the total share capital of the)	18.82%	18.82%	18.82%	18.82%	18.82%

Segment wise consolidated financial results for the quarter ended 31st Mar 2013

	Quarter ending	Quarter ending	Quarter ending	Year to date	Year to date
	31.03.2013	31.12.2012	31.03.2012	31.03.2013	31.03.2012
	Audited	Un-audited	Audited	Audited	Audited
1. Segment Revenue					
a) U.S.A.	112.60	125.45	184.67	559.94	475.78
b) India	61.21	65.11	21.01	258.58	251.36
Less: Inter Company Sales	(16.77)	(22.15)	(15.44)	(82.84)	(41.03)
Total Revenue from Operations	157.04	168.41	190.24	735.68	686.11
2. Segment Results					
Profit(+)/Loss(-) before tax, Deprn. & interest from					
a) U.S.A.	6.06	13.71	0.84	41.33	18.85
b) India	1.70	16.22	13.21	55.87	51.91
Total	7.76	29.93	14.05	97.20	70.76
Less: interest (not allocable)	2.17	2.26	1.83	9.89	15.57
Less: Depreciation (not allocable)	2.35	4.92	2.39	17.26	19.65
Total Profit/(Loss) Before Tax	3.24	22.74	9.83	70.05	35.54


Notes :

- The above financial results have been reviewed by the Audit Committee and taken on record by the Board of Directors of the Company at its meeting held on May 27th, 2013.
- Deferred Tax Asset has been provided as per Accounting Standard 22 (AS - 22) - Accounting for Taxes on Income issued by ICAI
- Segment Capital Employed: Segregation of assets, liabilities, depreciation and other non-cash expenses into various primary segments has not been done, as the assets are used interchangeably between segments. Accordingly no disclosure relating to segmental assets and liabilities has been made.
- The Company has consolidated its results based on the relevant Accounting Standard issued by ICAI. Standalone results are available in Company's website: www.goldstonetech.com and stock exchanges' websites like www.nseindia.com or www.bseindia.com.
- Figures for the previous year/period are regrouped/ rearranged wherever considered necessary.
- Details of Investor complaints received for the quarter ended March 31, 2013: Beginning: Nil, Received: Nil; Disposed off: Nil; Pending: Nil
- Key Standalone Financial Results of the Company for the aforesaid periods:**

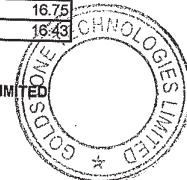
Particulars	Quarter ending		Year to date	
	31.03.2013	31.12.2012	31.03.2013	31.03.2012
	Audited	Un-Audited	Audited	Audited
Turnover	61.21	65.11	287.58	242.93
Profit before Tax	(2.82)	9.03	29.59	16.75
Profit after Tax	(9.90)	8.41	20.63	16.43

Place : Hyderabad
Date : 27.05.2013

By order of the Board
For GOLDSTONE TECHNOLOGIES LIMITED



Director



GOLDSTONE TECHNOLOGIES LIMITED

consolidated statement of assets and liabilities as on 31.03.2013




Rs. In Millions

Particulars	Note No	Rs. In Millions	
		As on 31/03/2013	As on 31/03/2012
I. EQUITY AND LIABILITIES			
(1) Shareholder's Funds			
(a) Share Capital	1	187.82	187.82
(b) Reserves and Surplus	2	530.58	484.83
		-	-
(2) Minority Interest		0.00	0.00
		-	-
(2) Non-Current Liabilities		-	-
(a) Long-term borrowings	3	-	-
(b) Deferred tax liabilities (Net)	4	2.86	-
(c) Other Long term liabilities		-	-
(c) Long term provisions	5	6.96	8.50
		-	-
(3) Current Liabilities		-	-
(a) Short-term borrowings	6	62.54	52.32
(b) Trade payables	7	130.57	82.62
(c) Other current liabilities	8	144.35	196.33
(d) Short-term provisions	9	18.04	23.65
Total		1,083.73	1,036.07
II.Assets			
(1) Non-current assets		-	-
(a) Fixed assets		-	-
(i) Tangible assets	10	227.03	134.04
(ii) Intangible assets	10	95.84	199.77
(iii) Capital work-in-progress		-	-
(iii) Tangible assets under development	10	132.74	132.74
(b) Non-current investments	11	-	-
(c) Deferred tax assets (Net)	4	-	2.22
(d) Long term loans and advances	12	101.31	81.19
(e) Other non-current assets	13	26.50	109.50
(f) Long term deposits		-	-
		-	-
(2) Current assets		-	-
(a) Current investments		-	-
(a) Inventories	14	123.56	127.51
(b) Trade receivables	15	178.01	186.51
(c) Cash and cash equivalents	16	142.33	38.92
(d) Short-term loans and advances	17	56.40	23.67
(e) Other current assets		-	-
Total		1,083.73	1,036.07

For GOLDSTONE TECHNOLOGIES LIMITED


 Director



Place : Hyderabad
Date : 27th May'2013