

KNR CONSTRUCTIONS LIMITED

Regd. Office: C-125, Anand Niketan, New Delhi - 110021

Corp. Office: KNR House , 3rd & 4th Floor, Plot No: 114, Phase-I, Kavuri Hills, Hyderabad - 500 033






FINANCIAL RESULTS FOR THE YEAR ENDED 31st March, 2013

(Rupees In Lakhs)

Sl. No.	PARTICULARS	STANDALONE					CONSOLIDATED	
		THREE MONTHS ENDED			YEAR ENDED		YEAR ENDED	
		31/03/13	31/12/12	31/03/12	31/03/13	31/03/12	31/03/13	31/03/12
		Audited	Un-Audited	Audited	Audited	Audited	Audited	Audited
No. of Months	3	3	3	12	12	12	12	
PART I								
1.	INCOME FROM OPERATIONS							
a)	Net sales / income from operations (net of excise duty)	26,365.11	17,179.93	17,673.06	76,245.05	86,599.78	76,351.07	89,215.01
	Less: Company's Share in Joint Ventures	3,613.53	777.27	1,534.83	7,377.11	11,650.81	-	-
	Net Sales/ Income From Operations	22,751.58	16,402.66	16,138.23	68,867.94	74,948.97	76,351.07	89,215.01
b)	Other Operating Income	242.42	96.68	9.83	344.56	101.38	145.96	8.13
	TOTAL INCOME FROM OPERATIONS (NET)	22,994.00	16,499.34	16,148.06	69,212.50	75,050.35	76,497.03	89,223.14
2.	EXPENSES							
a)	Cost of materials consumed	6,109.12	5,274.75	6,335.21	20,188.87	28,736.34	20,299.55	32,045.61
b)	Changes in inventories of finished goods, Stock in Progress	-	-	-	-	-	203.63	(1,530.26)
c)	Employee benefits expense	785.92	716.74	727.58	2,950.53	2,686.61	2,956.53	3,017.77
d)	Depreciation and amortization expense	1,399.96	1,410.32	1,532.27	5,566.96	5,137.56	5,595.87	5,560.28
e)	Other expenses	1,769.25	1,914.95	3,917.72	7,020.45	8,549.31	7,512.26	10,430.26
f)	Spreading & Assortment Expenses	1,676.52	1,367.11	1,475.24	7,077.21	12,888.29	7,111.76	14,718.96
g)	Sub contract Expenses	9,187.15	4,383.12	1,625.21	20,330.90	8,812.68	26,749.00	17,310.76
	TOTAL EXPENSES	20,927.92	15,066.99	15,613.23	63,134.92	66,810.79	70,428.60	81,553.38
3.	PROFIT / (LOSS) FROM OPERATIONS BEFORE OTHER INCOME, FINANCE COSTS AND EXCEPTIONAL ITEMS (1-2)	2,066.08	1,432.35	534.83	6,077.58	8,239.56	6,068.43	7,669.76
4.	OTHER INCOME	478.65	435.77	436.61	1,749.56	565.94	1,847.29	1,110.52
5.	PROFIT / (LOSS) FROM ORDINARY ACTIVITIES BEFORE FINANCE COSTS AND EXCEPTIONAL ITEMS (3+4)	2,544.73	1,868.12	971.44	7,827.14	8,805.50	7,915.72	8,780.28
6.	FINANCE COSTS	365.79	274.80	284.93	1,125.45	963.75	1,207.56	1,181.38
7.	PROFIT / (LOSS) FROM ORDINARY ACTIVITIES AFTER FINANCE COSTS BUT BEFORE EXCEPTIONAL ITEMS (5-6)	2,178.94	1,593.32	686.51	6,701.69	7,841.75	6,708.16	7,598.90
8.	EXCEPTIONAL ITEMS	-	-	-	-	-	-	-
9.	PROFIT / (LOSS) FROM ORDINARY ACTIVITIES BEFORE TAX (7-8)	2,178.94	1,593.32	686.51	6,701.69	7,841.75	6,708.16	7,598.90
10.	TAX EXPENSE	413.56	340.77	237.40	1,488.74	2,565.38	1,573.25	2,683.65
11.	PROFIT / (LOSS) FROM ORDINARY ACTIVITIES AFTER TAX (9-10)	1,765.38	1,252.55	449.11	5,212.95	5,276.37	5,134.91	4,915.25
12.	EXTRAORDINARY ITEMS (NET OF TAX EXPENSE RS.)	-	-	-	-	-	-	-
13.	NET PROFIT / (LOSS) FOR THE PERIOD (11-12)	1,765.38	1,252.55	449.11	5,212.95	5,276.37	5,134.91	4,915.25
14.	SHARE OF PROFIT / (LOSS) OF ASSOCIATES	-	-	-	-	-	(228.14)	(418.95)
15.	MINORITY INTEREST	-	-	-	-	-	-	0.02
16.	ADD / (LESS) PRIOR YEAR SHARE OF PROFIT FROM ASSOCIATES	-	-	-	-	-	-	184.29
17.	NET PROFIT / (LOSS) AFTER TAXES, MINORITY INTEREST AND SHARE OF PROFIT / (LOSS) OF ASSOCIATES (13+14+15)	1,765.38	1,252.55	449.11	5,212.95	5,276.37	4,906.77	4,680.61
18.	PAID UP EQUITY SHARE CAPITAL (FACE VALUE RS.10 PER SHARE)	2,812.35	2,812.35	2,812.35	2,812.35	2,812.35	2,812.35	2,812.35
19.	RESERVES EXCLUDING REVALUATION RESERVES	-	-	-	42,753.24	37,868.98	43,557.08	38,966.38
20.1.	EARNINGS PER SHARE (BEFORE EXTRAORDINARY ITEMS) Basic and Diluted * Not Annualized	6.28*	4.45*	1.6*	18.54	18.76	17.45	16.64
20.2.	EARNINGS PER SHARE (AFTER EXTRAORDINARY ITEMS) Basic and Diluted * Not Annualized	6.28*	4.45*	1.6*	18.54	18.76	17.45	16.64

KM Reddy



PART II								
A PARTICULARS OF SHAREHOLDING								
1. PUBLIC SHAREHOLDING								
- Number of Shares	7,308,439	7,308,439	7,308,439	7,308,439	7,308,439	7,308,439	7,308,439	
- Percentage of Shareholding	25.99%	25.99%	25.99%	25.99%	25.99%	25.99%	25.99%	
2. PROMOTERS AND PROMOTER GROUP SHAREHOLDING								
a) Pledged / Encumbered								
- Number of Shares	640,000	640,000	640,000	640,000	640,000	640,000	640,000	
- Percentage of Shares (Total Shareholding of Promoter & Promoter Group)	3.07%	3.07%	3.07%	3.07%	3.07%	3.07%	3.07%	
- Percentage of Shares (Total Share Capital of the Company)	2.28%	2.28%	2.28%	2.28%	2.28%	2.28%	2.28%	
b) Non-Encumbered								
- Number of Shares	20,175,021	20,175,021	20,175,021	20,175,021	20,175,021	20,175,021	20,175,021	
- Percentage of Shares (Total Shareholding of Promoter & Promoter Group)	96.93%	96.93%	96.93%	96.93%	96.93%	96.93%	96.93%	
- Percentage of Shares (Total Share Capital of the Company)	71.73%	71.73%	71.73%	71.73%	71.73%	71.73%	71.73%	
PARTICULARS		3 months ended 31/03/2013						
B INVESTOR COMPLAINTS								
Pending at the beginning of the quarter.	Nil							
Complaints were received during the quarter and quarter ended 31-03-2013.	2							
Disposed of during the quarter.	2							
Remaining unresolved at the end of the quarter.	Nil							
Notes:								
1. The above results have been reviewed by the Audit Committee and taken on record by the Board of Directors at their meeting held on 30-05-2013.								
2. The company is engaged in only one reportable segment viz. "Construction and Engineering" and at single geographical area namely India.								
3. Tax expenses includes provision for current tax and deferred tax.								
4. The Board has recommended an Equity Dividend of Rs. 1.00 per Equity Share of Rs. 10/- each Nominal Value subject to the approval of the shareholders in the Annual General Meeting.								
5. The figures have been regrouped and/or rearranged wherever considered necessary.								
6. The figures of the last quarter are the balancing figures between audited figures in respect of the full financial year and the published year to date figures upto third quarter of the financial year.								
					For KNR Constructions Ltd.,			
					  K Narasimha Reddy Managing Director			
Place: Hyderabad								
Date: 30-05-2013								

KNR CONSTRUCTIONS LIMITED




STATEMENT OF ASSETS AND LIABILITIES AS ON 31st March, 2013

(Rupees In Lakhs)

PARTICULARS	STANDALONE		CONSOLIDATED	
	As at 31/03/2013	As at 31/03/2012	As at 31/03/2013	As at 31/03/2012
A EQUITY AND LIABILITIES				
1) Shareholders' Funds				
a) Share Capital	2,812.35	2,812.35	2,812.35	2,812.35
b) Reserves and Surplus	42,753.24	37,868.98	43,557.08	38,966.38
c) Money received against share warrants	-	-		-
Sub-total - Shareholders' funds	45,565.59	40,681.33	46,369.43	41,778.73
2) Share Application Money Pending Allotment	-	-	-	-
3) Minority Interest	-	-	5,340.09	108.94
4) Non - Current Liabilities				
a) Long-term borrowings	364.54	335.84	8,040.61	641.96
b) Deferred tax liabilities (net)	-	72.26	-	79.90
c) Other Long term Liabilities	13,681.37	6,702.17	13,109.62	8,279.81
d) Long-term Provisions	109.04	107.68	109.04	107.68
Sub-total - Non- Current Liabilities	14,154.95	7,217.95	21,259.27	9,109.35
5) Current Liabilities				
a) Short-term borrowings	6,356.39	4,650.49	6,356.39	4,650.49
b) Trade Payables	10,627.52	10,203.07	11,299.24	10,815.62
c) Other Current Liabilities	7,880.87	9,940.84	10,831.07	10,014.25
d) Short-term Provisions	10,819.97	8,895.19	11,220.86	10,311.76
Sub-total - Current Liabilities	35,684.75	33,689.59	39,707.56	35,792.12
TOTAL EQUITY AND LIABILITIES	95,405.29	81,588.87	112,676.35	86,789.14
B ASSETS				
1) Non-Current Assets				
a) Fixed Assets	29,399.29	31,027.70	40,592.13	32,243.99
b) Goodwill on consolidation	-	-	-	3.24
c) Non-current Investments	3,013.47	2,910.60	3,070.33	3,298.70
d) Deferred Tax Assets (net)	360.34	-	360.51	-
e) Long-term loans and advances	6,418.19	6,891.37	7,059.38	6,389.69
f) Other non-current assets	5,764.68	504.68	6,359.23	506.21
Sub-total - Non-current Assets	44,955.97	41,334.35	57,441.58	42,441.83
2) Current Assets				
a) Current Investments	1,818.53	2,553.67	1,818.53	-
b) Inventories	2,972.60	2,676.69	4,727.09	6,431.70
c) Trade Receivables	12,128.95	9,341.35	11,593.72	8,832.69
d) Cash and Cash Equivalents	721.96	845.40	2,337.35	1,160.76
e) Short-term loans and advances	23,373.52	15,096.79	25,247.47	17,025.02
f) Other Current Assets	9,433.76	9,740.62	9,510.61	10,897.14
Sub-total - Current Assets	50,449.32	40,254.52	55,234.77	44,347.31
TOTAL ASSETS	95,405.29	81,588.87	112,676.35	86,789.14

For KNR Constructions Limited



K N Reddy
K Narasimha Reddy
Managing Director

Place: Hyderabad
Date: 30-05-2013