



MAYUR UNIQUOTERS LIMITED

Manufacturers of Artificial Leather/PVC Vinyl
Audited financial Results for the Quarter/Year ended 31st March,2013


PART-I

(Rs.in Lacs)

Sr. No.	Particulars	Quarter Ended			Year Ended	
		31st March 2013 (Unaudited)	31st Dec. 2012 (Unaudited)	31st March 2012 (Unaudited)	31st March 2013 (Audited)	31st March 2012 (Audited)
1	Income from Operations					
	(a) Net Sales / Income from operations(Net of Excise Duty)	9,444.08	9,186.82	8,745.73	36,964.69	31,113.67
	(b) Other Operating Income	375.23	196.02	268.89	1,089.21	625.38
	Total Income from Operations(net) (a+b)	9,819.31	9,382.84	9,014.62	38,053.90	31,739.05
2	Expenses					
	a) Cost of Materials Consumed	7,405.05	6,782.56	6,827.52	28,088.38	23,720.87
	b) Purchase of stock-in-trade	-	-	-	-	-
	c) Changes in inventories of finished goods,work-in-progress and stock-in-trade	(526.09)	12.88	(224.24)	(600.94)	(301.43)
	d) Employee benefits expense	349.46	305.44	261.04	1,232.91	1,053.33
	e) Depreciation and amortisation expense	136.79	134.19	113.27	517.00	387.29
	f) Other Expenses	536.61	662.45	392.19	2,428.71	1,934.64
	Total expenses	7,901.82	7,897.52	7,369.78	31,666.06	26,794.70
3	Profit/(Loss) from operations before Other Income, finance costs and exceptional items (1-2)	1,917.49	1,485.32	1,644.84	6,387.84	4,944.35
4	Other Income	68.84	71.84	62.30	273.57	170.32
5	Profit/(Loss) from ordinary activities before finance cost and exceptional items (3+4)	1,986.33	1,557.16	1,707.14	6,661.41	5,114.67
6	Finance costs	70.01	62.63	64.39	243.51	196.41
7	Profit/(Loss) from ordinary activities after finance cost but before exceptional items (5-6)	1,916.32	1,494.53	1,642.75	6,417.90	4,918.26
8	Exceptional Items	-	-	-	-	-
9	Profit/(Loss) from Ordinary Activities before Tax (7+8)	1,916.32	1,494.53	1,642.75	6,417.90	4,918.26
10	Tax Expenses					
	Current Tax	591.00	454.32	496.73	2,002.32	1,476.73
	Deferred Tax (Net)	32.60	14.53	29.17	53.03	104.47
11	Net Profit/(Loss) from Ordinary Activities after tax (9-10)	1,292.72	1,025.68	1,116.85	4,362.55	3,337.06
12	Extraordinary items (net of tax expenses)	-	-	-	-	-
13	Net Profit / (Loss) for the period (11-12)	1,292.72	1,025.68	1,116.85	4,362.55	3,337.06
14	Paid-up Equity Share Capital (Face value of Rs. 10/- per share)	1,082.64	1,082.64	541.32	1,082.64	541.32
15	Reserves excluding Revaluation Reserves as per Balance Sheet	-	-	-	10,764.08	8,046.76
16	Earnings Per Share (EPS)					
	a)Basic EPS (in Rs.)	11.94	9.47	10.32	40.30	30.82
	b)Diluted EPS (in Rs.)	11.94	9.47	10.32	40.30	30.82

PART-II

Sr. No.	Particulars	Quarter Ended			Year Ended	
		31st March 2013 (Unaudited)	31st Dec. 2012 (Unaudited)	31st March 2012 (Unaudited)	31st March 2013 (Audited)	31st March 2012 (Audited)
A	PARTICULARS OF SHAREHOLDING					
1	Public shareholding					
	- Number of Shares	2,710,924	2,710,924	1,355,462	2,710,924	1,355,462
	- Percentage of Shareholding	25.04	25.04	25.04	25.04	25.04
2	Promoters and promoter group share holding					
	(a) Pledged / Encumbered					
	Number of Shares	NIL	NIL	NIL	NIL	NIL
	Percentage of shares(as a % of the total shareholding of Promoters and promoter group)	NIL	NIL	NIL	NIL	NIL
	Percentage of shares(as a % of the total share capital of the company.)	NIL	NIL	NIL	NIL	NIL
	(b) Non-encumbered					
	Number of Shares	8,115,476	8,115,476	4,057,738	8,115,476	4,057,738
	Percentage of shares(as a % of the total shareholding of Promoters and promoter group)	100.00	100.00	100.00	100.00	100.00
	Percentage of shares(as a % of the total share capital of the company.)	74.96	74.96	74.96	74.96	74.96
	PARTICULARS					
	B INVESTOR COMPLAINTS					
	Pending at the beginning of the quarter					Nil
	Received during the Quarter					12
	Disposed-off during the Quarter					12
	Remaining unresolved at the end of the quarter					Nil




S.K. Poddar



A Texture For Every Idea

Correspondance Address:

28, 4th Floor, Lakshmi Complex, MI Road, Jaipur-302001 (Rajasthan) India • Tel: +91-141-2361132 • Fax: +91-141-2365423
 Regd. Office & Works: Village Jaipur, Jaipur-Sikar Road, Jaipur-303704 (Rajasthan) India • Tel: +91-1423-224001 • Fax: +91-1423-224420
 Email: info@mayur.biz • www.mayuruniquoters.com




PARTICULARS		31.03.2013	31.03.2012
I EQUITY AND LIABILITIES:			
1 Shareholders' Funds:			
a) Share Capital		1,082.64	541.32
b) Reserves and Surplus		10,764.08	8,046.76
c) Money Received against share warrants		-	-
Sub-Total- Shareholder's funds		11,846.72	8,588.08
2 Share Application money pending allotment:			
3 Non-Current Liabilities:			
a) Long-term borrowings		459.24	292.16
b) Deferred Tax Liabilities (Net)		355.36	302.32
c) Other Long-term Liabilities		-	-
d) Long-term provisions		6.13	12.57
Sub-Total- Non-Current Liabilities		820.73	607.05
4 Current Liabilities:			
a) Short-term borrowings		1,640.15	-
b) Trade payables		4,738.43	4,674.20
c) Other current Liabilities		1,705.70	1,583.02
d) Short-term provisions		597.47	397.81
Sub-Total- Current Liabilities		8,681.75	6,655.03
TOTAL -EQUITY AND LIABILITIES		21,349.20	15,850.16
II ASSETS:			
1 Non-Current Assets:			
a) Fixed Assets			
i) Tangible Assets		5,466.74	4,509.17
ii) Intangible Assets		-	-
iii) Capital work-in-progress		1,890.71	397.76
iv) Intangible Assets under development		-	-
b) Non-current investments		6.57	6.57
c) Deferred Tax Assets (Net)		-	-
d) Long-term loans and advances		365.09	158.93
e) Other Non-Current Assets		109.64	59.99
Sub-Total- Non-Current Assets		7,838.75	5,132.42
2 Current Assets:			
a) Current investments		1,358.90	1,165.14
b) Inventories		4,423.37	3,070.66
c) Trade Receivables		5,645.07	4,059.85
d) Cash and Bank Balances		1,065.12	1,903.80
e) Short-Term Loans and Advances		678.88	336.22
f) Other Current Assets		339.11	182.07
Sub-Total-Current Assets		13,510.45	10,717.74
TOTAL- ASSETS		21,349.20	15,850.16

Notes:

- The above results have been reviewed by the Audit Committee and taken on record by the Board of Directors at its meeting held on May 23, 2013.
- The Board of Directors has recommended Final Dividend of Rs.3.50 (i.e 35%) per Equity Share of Rs.10/- each for the Financial year 2012-13
- The figures of last quarter for the current year and for the previous year are the balancing figures between the audited figures in respect of the full financial year ended 31st March 2013 and the unaudited published year to date figures up to the third quarter ended 31st December 2012
- The Company is engaged in production of PU/PVC Synthetic Leather hence there is no reportable business segment has no activity outside india except export of PU/PVC Synthetic Leather Manufactured in India, thereby no no segment wise information is reported. Geographical segment and the company
- The figures of the previous period/year have been re-grouped/ re-arranged and / or recast wherever found necessary.
- Other expenses includes exchange rate fluctuation Gain of Rs.121.56 Lacs for the year ended 31.03.13 against exchange rate fluctuation Loss of Rs.69.94 Lacs in corresponding previous year and exchange rate fluctuation gain of Rs.88.26 Lacs for the Quarter ended 31.03.13 against exchange rate fluctuation gain of Rs.126.42 Lacs in corresponding quarter of previous year and loss of Rs.48.00 Lacs in preceding quarter ended on 31.12.12.
- Earning per share for the year 2011-12 has been reinstated due to issuance of Bonus shares (1:1) in FY 2012-13



Place : Jaipur, Jaipur
Date : 23.05.2013



By Order of the Board
For Mayur Uniquoters Limited

S. K. Poddar
(Suresh Kumar Poddar)
Chairman & Managing Director

Correspondance Address:

28, 4th Floor, Lakshmi Complex, MI Road, Jaipur-302001 (Rajasthan) India • Tel: +91-141-2361132 • Fax: +91-141-2365423
Regd. Office & Works: Village Jaipur, Jaipur-Sikar Road, Jaipur-303704 (Rajasthan) India • Tel: +91-1423-224001 • Fax: +91-1423-224420
Email: info@mayur.biz • www.mayuruniquoters.com