



Overseas Synthetics Limited

OVERSEAS SYNTHETICS LIMITED
Audited Financial Results
for the Quarter and Year ended 31.03.2013

(Rs. in Lacs)

Particulars	Three Months Ended			Year ended	
	31/03/2013 (Audited)	31/12/2012 (Unaudited)	31/03/2012 (Unaudited)	31/03/2013 (Audited)	31/03/2012 (Audited)
1 Income from operations					
Net Sales/Income from operations	0.00	0.00	0.00	0.00	0.00
(Net Excise Duty)					
Other operating income	0.00	0.00	0.00	0.00	0.00
Total Income from operations (Net)	0.00	0.00	0.00	0.00	0.00
2 Expenses:					
(a) Cost of materials consumed	0.00	0.00	0.00	0.00	0.00
(b) Purchases of stock-in-trade	0.00	0.00	0.00	0.00	0.00
(c) Changes in inventories of finished goods, work-in-progress and stock-in-trade	0.00	0.00	0.00	0.00	0.00
(d) Employee benefits expense	0.84	0.49	0.00	1.33	2.16
(e) Depreciation & amortisation expense	0.00	0.00	0.00	0.00	0.14
(f) Legal & Professional Fees	0.28	3.06	0.00	3.77	0.00
(g) Other expenses (Any item exceeding 10% of the total expense relating to continuing operations to be shown separately)	0.74	2.42	0.74	4.74	3.85
Total Expenses	1.86	5.96	0.74	9.83	6.15
3 Profit/(Loss) from operations before other income, financial costs & exceptional items (1-2)	(1.86)	(5.96)	(0.74)	(9.83)	(6.15)
4 Other Income	0.00	0.00	0.00	0.00	193.63
5 Profit/(Loss) from ordinary activities before finance costs & Exceptional items (3+4)	(1.86)	(5.96)	(0.74)	(9.83)	187.48
6 Finance Costs	0.01	0.00	0.00	0.02	0.01
7 Profit/(Loss) from ordinary activities after finance costs but before exceptional items (5+6)	(1.88)	(5.96)	(0.74)	(9.85)	187.47
8 Exceptional items	94.82	0.00	0.00	94.82	0.00
9 Profit / (Loss) from Ordinary activities before tax (7+8)	92.94	(5.96)	(0.74)	84.97	187.47
10 Tax Expenses					
- Current Tax	0.00	0.00	0.00	16.00	0.00
11 Net Profit / (Loss) from Ordinary activities after tax. (9+10)	92.94	(5.96)	(0.74)	68.97	187.47
12 Extraordinary items (net of tax expense)	0.00	0.00	0.00	0.00	0.00
13 Net Profit / (Loss) for the period (11+12)	92.94	(5.96)	(0.74)	68.97	187.47
14 Share of Profit / (Loss) of associates*	0.00	0.00	0.00	0.00	0.00
15 Minority interest*	0.00	0.00	0.00	0.00	0.00
16 Net Profit / (Loss) after taxes, minority interest and share of profit / (Loss) of associates (13+14+15)*	92.94	(5.96)	(0.74)	68.97	187.47
17 Paid-up Equity Share Capital (Face value Rs.10/- per share)	710.47	710.47	710.47	710.47	710.47
18 Reserves excluding revaluation reserves as per balance sheet of previous accounting year	(421.32)	(514.26)	(506.30)	(437.32)	(506.30)
19 Earning Per Share (of Rs.10/- each)(not annualised):					
(a) Basic and diluted EPS before Extraordinary items	1.31	(0.08)	(0.01)	0.97	2.64
(b) Basic and diluted EPS after Extraordinary items	1.31	(0.08)	(0.01)	0.97	2.64



Regd. Off.: Block No. 355, Manjusar - Kumpad Road, Village: Manjusar, Taluka: Savli, District: Vadodra-391775, INDIA.

Tel. No. : 91 265 2561195, Fax No. : 91 265 2563493, Email : overseasltd@gmail.com



Overseas Synthetics Limited

OVERSEAS SYNTHETICS LIMITED

PART II


Select information for the quarter ended 31.03.2013

A Particulars of Shareholding						
1	Public shareholding					
-	Number of Shares	2846414	2846414	2924731	2846414	2924731
-	Percentage of shareholding	40.06	40.06	41.17	40.06	41.17
2	Promoters and Promoter Group Shareholding					
a)	Pledged/Encumbered	0.00	0.00	0.00	0.00	0.00
-	Number of Shares	0.00	0.00	0.00	0.00	0.00
-	Percentage of shares (as a % of the total shareholding of promoter and promoter group)	0.00	0.00	0.00	0.00	0.00
-	Percentage of shares (as a % of the total share capital of the company)	0.00	0.00	0.00	0.00	0.00
b)	Non-Encumbered					
-	Number of Shares	4258293	4258293	4179976	4258293	4179976
-	Percentage of shares (as a % of the total shareholding of promoter and promoter group)	100.00	100.00	100.00	100.00	100.00
-	Percentage of shares (as a % of the total share capital of the company)	59.94	59.94	58.83	59.94	58.83
B Investor Complaints		3 months ended on 31.03.2013				
Pending at the beginning of the quarter		0				
Received during the quarter		0				
Disposed of during the quarter		0				
Remaining unresolved at the end of the quarter		Nil				

Place : Vadodara
Date : 29/05/2013




By Order of the Board
For Overseas Synthetics Limited


Kamal R. Aggarwal
Director

Notes:

- The above financial results have been reviewed and recommended by the Audit Committee and approved by the Board of Directors of the Company in their respective meetings held on 29/05/2013. The above financial results have been duly audited by the Statutory Auditors.
- the figures of the last quarter are the balancing figures between audited figures in respect of full financial year and published year to date figures upto the 3rd quarter of the financial year.
- The Company does not have any specific business activity but the source of income is from other sources.
- The Company did not carry out any operational activity during the F.Y. 2012-13.
- The financial statement have been prepared as per the revised schedule VI of the Companies Act 1956, which had an impact on presentation and accordingly previous year / quarter figures have been regrouped or rearranged wherever necessary.

Shah Mehta & Bakshi
Chartered Accountants


(Prashant Upadhyay)
Partner
M No:121218 FRNo:103824W






Overseas Synthetics Limited

STATEMENT OF ASSETS AND LIABILITIES


(Rs in Lacs)

Particulars	As at	As at
	31.03.2013	31.03.2012
	(Audited)	(Audited)
	Rs.	Rs.
A. EQUITY AND LIABILITIES		
(1) Shareholders' Funds		
(a) Share Capital	710.47	710.47
(b) Reserves and Surplus	(421.32)	(506.30)
(c) Money received against share warrants	-	-
Sub-total - Shareholders' funds	289.15	204.17
(2) Share Application Money Pending Allotment	-	-
Sub-total - Share Application Money	-	-
(3) Minority interest*	-	-
(4) Non - Current Liabilities		
(a) Long terms Borrowings	8.11	-
(b) Deferred tax liabilities (net)	-	-
(c) Other Long Term Liabilities	-	-
(d) Long-term provisions	-	-
Sub - total - Non Current liabilities	8.11	-
(5) Current Liabilities		
(a) Short - term borrowings	-	-
(b) Trade Payables	0.21	-
(c) Other current liabilities	2.60	2.81
(d) Short term provisions	0.38	-
Sub - Total - Current Liabilities	3.18	2.81
TOTAL - EQUITIES AND LIABILITIES	300.45	206.98
B. Assets		
(1) Non-current Assets		
(a) Fixed Assets	-	-
(i) Tangible Assets (CWIP)	277.00	-
(b) Goodwill on consolidation*	-	-
(c) Non-Current Investments	-	-
(d) Deferred tax assets (net)	-	-
(e) Long Term Loans and Advances	-	0.18
(f) Other non current assets	-	-
Sub-total - Non-current assets	277.00	0.18
(2) Current Assets		
(a) Current Investments	-	-
(b) Inventories	-	-
(c) Trade Receivables	0.05	-
(d) Cash and Cash Equivalents	20.66	3.70
(e) Short-Term Loans and Advances	-	203.10
(f) other current assets	2.74	-
Sub-Total - Current assets	23.45	206.80
Total - Assets	300.45	206.98

* Applicable in the case of consolidated statement of assets and liabilities.



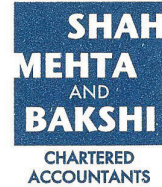
By order of the Board
For Overseas Synthetics Limited


Kamal R. Aggarwal
Director



2nd Floor, Prasanna House, Associated Society,
Nr. Akota Stadium, Akota, Vadodara - 390020

Phone: +91-265-2331060, 2337727, 2355435
Fax: +91-265-2343227 Cell: +91-91732-02343
Email: office@smb-ca.comn



Auditor's Report On Quarterly Financial Results and Year to Date Results of the Company Pursuant to
the Clause 41 of the Listing Agreement

To
Board of Directors of Overseas Synthetics Limited

We have audited the quarterly financial results of Overseas Synthetics Limited for the quarter ended 31st March, 2013 and the year to date results for the period from 1st April, 2012 to 31st March, 2013, attached herewith, being submitted by the company pursuant to the requirement of clause 41 of the Listing Agreement except for the disclosures regarding 'Public Shareholding' and 'Promoter and Promoter Group Shareholding' which have been traced from disclosures made by the management and have not been audited by us. These quarterly financial results as well as the year to date financial results have been prepared on the basis of the Annual financial statements, which are the responsibility of the company's management. Our responsibility is to express an opinion on these financial results based on our audit of such annual financial statements, which have been prepared in accordance with the recognition and measurement principles laid down in Accounting Standard, issued pursuant to the Companies (Accounting Standards) Rules, 2006 as per section 211(3C) of the Companies Act, 1956 or by the Institute of Chartered Accountants of India and other accounting principles generally accepted in India.


We conducted our audit in accordance with the auditing standards generally accepted in India. Those standards require that we plan and perform the audit to obtain reasonable assurance about whether the financial results are free of material misstatement. An audit includes examining, on a test basis, evidence supporting the amounts disclosed as financial results. An audit also includes assessing the accounting principles used and significant estimates made by management. We believe that our audit provides a reasonable basis for our opinion.

In our opinion and to the best of our information and according to the explanations given to us these quarterly financial results as well as the year to date results:

- (i) Are presented in accordance with the requirements of clause 41 of the Listing Agreement in this regard; and
- (ii) Give a true and fair view of the net profit/ loss⁶ and other financial information for the quarter ended 31st March, 2013 as well as the year to date results for the period from 1st April, 2012 to 31st March, 2013.

Further, we also report that we have, on the basis of the books of account and other records and information and explanations given to us by the management, also verified the number of shares as well as percentage of shareholdings in respect of aggregate amount of public shareholdings, as furnished by the company in terms of clause 35 of the Listing Agreement and found the same to be correct.

For Shah Mehta & Bakshi
Chartered Accountants
(Firm Registration No. 103824W)


(Prashant Upadhyay)
Partner

M No 121218
Vadodara, Dated 23rd May, 2013

