



RR FINANCIAL CONSULTANTS LIMITED
 Regd. Office: 47, M.M. Road, Rani Jhansi Marg, Jhandewalan, New Delhi - 110055.

Standalone Unaudited Financial Results for The Quarter Ended 31st March 2013

(₹ in Lakhs)

Sr. No.	Particulars	Three Months Ended			Nine Months Ended		Year Ended
		31-Mar-18	31-Dec-12	31-Mar-12	31-Mar-13	31-Mar-12	30-Jun-12
		Unaudited			Unaudited		Audited

PART-I (Statement of Standalone Unaudited Results for the Quarter ended 31st March 2013.)

1	INCOME FROM OPERATIONS						
a.	Net Sales / Income from Operations						
	Investment Income	100.39	33.33	266.44	153.56	360.04	405.24
b.	Other Operating Income						
	Total income from operations	100.39	33.33	266.44	153.56	360.04	405.24
2	EXPENDITURE						
a.	Employees Cost	12.16	-	2.70	12.16	2.70	3.09
b.	Depreciation and Amortisation Expense	7.16	7.16	7.16	21.48	21.50	23.66
c.	Other Expenditure	77.43	35.94	51.52	165.50	142.62	166.84
	Total Expenses	96.75	43.10	61.38	199.14	166.82	198.59
3	Profit / (Loss) from operations before other income, finance costs and exceptional items (1-2)	3.64	(9.77)	204.06	(45.58)	193.22	206.65
4	Other Income	-	-	-	-	-	-
5	Profit / (Loss) from ordinary activities before finance costs and exceptional items (3+4)	3.64	(9.77)	204.06	(45.58)	193.22	206.65
6	Finance Costs	0.45	0.79	0.82	3.63	2.81	3.86
7	Profit / (Loss) from ordinary activities after finance costs but before exceptional items (5-6)	3.19	(10.56)	203.24	(49.11)	190.41	202.79
8	Exceptional Items	-	-	-	-	-	-
9	Profit / (Loss) from ordinary activities before Tax (7+8)	3.19	(10.56)	203.24	(49.11)	190.41	202.79
10	Tax Expense	15.03	-	-	15.03	0.57	-
11	Profit / (Loss) from ordinary activities after Tax (9-10)	(11.84)	(10.56)	203.24	(64.14)	189.84	202.79
12	Extraordinary Items	-	-	-	-	-	-
13	Profit / (Loss) for the period (11+12)	(11.84)	(10.56)	203.24	(64.14)	189.84	202.79
14	Paid up Equity Share Capital (Face value of Share ₹ 10/- Each)	110.61	110.61	110.61	110.61	110.61	110.61
15	Reserve excluding Revaluation Reserves	-	-	-	-	-	3,032.18
16i	Earnings per share (before extraordinary items) (not annualised):						
a.	Basic (₹)	(0.11)	(0.10)	1.84	(0.58)	1.72	1.83
b.	Diluted (₹)	(0.11)	(0.10)	1.84	(0.58)	1.72	1.83
16ii	Earnings per share (after extraordinary items) (not annualised):						
a.	Basic (₹)	(0.11)	(0.10)	1.84	(0.58)	1.72	1.83
b.	Diluted (₹)	(0.11)	(0.10)	1.84	(0.58)	1.72	1.83

PART-II (Select Information for the Quarter ended 31st March 2013.)

A	PARTICULARS OF SHAREHOLDING						
1	Public shareholding						
	- Number of shares	3,363,000	3,363,000	3,363,000	3,363,000	3,363,000	3,363,000
	- Percentage of shareholding	30.40	30.40	30.40	30.40	30.40	30.40
2	Promoters and Promoter Group Shareholding						
a.	Pledged / Encumbered						
	- Number of Shares	500,000	Nil	Nil	Nil	Nil	Nil
	- % of shares (as a % of the total shareholding of promoter group)	6.50%	Nil	Nil	Nil	Nil	Nil
	- % of shares (as a % of the total share capital of the company)	4.52%	Nil	Nil	Nil	Nil	Nil
b.	Non - encumbered						
	- Number of Shares	7,197,700	7,697,700	7,697,700	7,697,700	7,697,700	7,697,700
	- % of shares (as a % of the total shareholding of promoter group)	93.50%	100%	100%	100%	100%	100%
	- % of shares (as a % of the total share capital of the company)	65.08%	69.80%	69.60%	69.60%	69.60%	69.35%

Paiyanka So

- 2 -

Particulars		3 months ended 31/03/2013
B	INVESTOR COMPLAINTS	
	Pending at the beginning of the quarter	Nil
	Received during the quarter	Nil
	Disposed of during the quarter	Nil
	Remaining unresolved at the end of the quarter	Nil

Notes :-


- 1 The above Unaudited result were reviewed by the Audit committee and taken on record by the Board of Director at their meeting held on 15th May,2013.
- 2 Previous year figures have been regrouped or rearranged wherever considered necessary. The entire operation of the company relates to only one reportable segment, therefore segment reporting by AS 17 is not required.
- 3 Provision for Income tax has been made on ad-hoc basis.

By Order of Board

For : RR FINANCIAL CONSULTANTS LIMITED

Place : New Delhi
Date : 15/05/2013

Priyanka
P.S. Prasad
(Managing Director)





RR FINANCIAL CONSULTANTS LIMITED



Regd Office: 47, M.M. Road, Rani Jhansi Marg, Jhandewalan, New Delhi - 110055.

Consolidated Unaudited Financial Results for The Quarter Ended 31st March 2013

Sr. No.	Particulars	Three Months Ended			Nine Months Ended		(₹ in Lakhs)
		31-Mar-13	31-Dec-12	31-Mar-12	31-Mar-13	31-Mar-12	Year Ended
		Unaudited			Unaudited		Audited
PART-I (Statement of Consolidated Unaudited Results for the Quarter ended 31st March 2013.)							
1	INCOME FROM OPERATIONS						
	a. Net Sales / Income from Operations						
	Investment Income	100.89	33.33	265.44	159.86	360.04	405.24
	Insurance Broking Income	83.87	86.56	286.61	331.32	551.65	603.34
	Brokerage & Financial Products Income	844.37	818.60	1,110.07	2,611.99	3,000.99	3,992.70
	Investment Banking Income	357.01	317.13	189.27	1,049.33	1,041.04	1,263.64
	Income of NBFC	10.92	(0.92)	7.11	15.36	17.07	50.24
	b. Other Operating Income	40.53	2.94	9.96	45.34	11.66	13.87
	Total income from operations	1,486.89	1,253.24	1,868.45	4,106.90	4,982.45	6,418.53
2	EXPENDITURE						
	a. Employees Cost	817.29	865.58	391.32	1,043.68	979.37	1,410.95
	b. Depreciation and Amortisation Expense	54.21	20.22	22.06	94.84	63.46	83.91
	c. Other Expenditure	998.14	954.33	1,356.98	2,915.80	3,865.29	4,801.00
	Total Expenses	1,369.64	1,340.08	1,770.36	4,054.32	4,908.12	6,295.89
3	Profit / (Loss) from operations before other income, finance costs and exceptional items (1-2)	67.25	(86.84)	98.09	52.58	74.33	122.64
4	Other Income						
5	Profit / (Loss) from ordinary activities before finance costs and exceptional items (3+4)	67.25	(86.84)	98.09	52.58	74.33	122.64
6	Finance Costs	38.76	31.52	38.11	107.47	102.11	249.40
7	Profit / (Loss) from ordinary activities after finance costs but before exceptional items (5-6)	28.49	(118.36)	59.98	(54.89)	(27.78)	(126.76)
8	Exceptional Items						
9	Profit / (Loss) from ordinary activities before Tax (7+8)	28.49	(118.36)	59.98	(54.89)	(27.78)	(126.76)
10	Tax Expense	65.02		24.90	73.14	34.79	25.98
11	Profit / (Loss) from ordinary activities after Tax (9-10)	(36.53)	(118.36)	35.08	(128.03)	(62.57)	(152.69)
12	Extraordinary Items						
13	Profit / (Loss) for the period (11+12)	(36.53)	(118.36)	35.08	(128.03)	(62.57)	(152.69)
14	Minority Interest	(18.45)	(8.69)	(21.03)	(36.56)	(35.13)	(37.90)
15	Net Profit / (Loss) after taxes and minority interest (13-14)	(18.10)	(109.67)	56.11	(101.47)	(27.45)	(114.79)
16	Paid up Equity Share Capital (Face value of Share ₹ 10/- Each)	110.61	110.61	110.61	110.61	110.61	110.61
17	Reserve excluding Revaluation Reserves						4,636.74
18i	Earnings per share (before extraordinary items) (not annualised):						
	a. Basic (₹)	(0.16)	(0.99)	0.51	(0.92)	(0.26)	(1.04)
	b. Diluted (₹)	(0.16)	(0.99)	0.51	(0.92)	(0.25)	(1.04)
18ii	Earnings per share (after extraordinary items) (not annualised):						
	a. Basic (₹)	(0.16)	(0.99)	0.51	(0.92)	(0.26)	(1.04)
	b. Diluted (₹)	(0.16)	(0.99)	0.51	(0.92)	(0.25)	(1.04)

PART-II (Select Information for the Quarter ended 31st March 2013.)

A PARTICULARS OF SHAREHOLDING							
1	Public shareholding						
	- Number of shares	3,363,000	3,363,000	3,363,000	3,363,000	3,363,000	3,363,000
	- Percentage of shareholding	30.40	30.40	30.40	30.40	30.40	30.40
2	Promoters and Promoter Group Shareholding						
	a. Pledged / Encumbered						
	- Number of Shares	500,000	Nil	Nil	Nil	Nil	Nil
	- % of shares (as a % of the total shareholding of promoter group)	8.50%	Nil	Nil	Nil	Nil	Nil
	- % of shares (as a % of the total share capital of the company)	4.52%	Nil	Nil	Nil	Nil	Nil
	b. Non - encumbered						
	- Number of Shares	7,197,700	7,697,700	7,697,700	7,697,700	7,697,700	7,697,700
	- % of shares (as a % of the total shareholding of promoter group)	93.50%	100%	100%	100%	100%	100%
	- % of shares (as a % of the total share capital of the company)	65.08%	69.60%	69.60%	69.60%	69.60%	69.60%

Particulars		3 months ended 31/03/2013
B	INVESTOR COMPLAINTS	
	Pending at the beginning of the quarter	Nil
	Received during the quarter	Nil
	Disposed of during the quarter	Nil
	Remaining unresolved at the end of the quarter	Nil


Notes :-

- 1 The above Unaudited result were reviewed by the Audit committee and taken on record by the Board of Director at their meeting held on 15th May, 2013.
- 2 Previous year figures have been regrouped or rearranged wherever considered necessary.
- 3 Consolidation has been made as per AS21 (Consolidated financial Statement issued by The Institute of Chartered Accountants of India).
- 4 Provision for Income tax has been made on ad-hoc basis.
- 5 The standalone financial results of the company for the Quarter ended 31st March, 2013 are available on company and BSE website. The key standalone financial information is give below :-

Sr. No.	Particulars	Three Months Ended			Nine Months Ended		Year Ended
		31-Mar-13	31-Dec-12	31-Mar-12	31-Mar-13	31-Mar-12	30-Jun-12
		Unaudited			Unaudited		Audited
	Income from Operation	100.39	33.33	265.44	153.56	360.04	405.24
	Profit / (Loss) Before Tax	3.19	(10.56)	203.24	(49.11)	190.41	202.79
	Profit / (Loss) After Tax	(11.84)	(10.56)	203.24	(64.14)	189.34	202.79

By Order of Board
For : RR FINANCIAL CONSULTANTS LIMITED

Priyanka Singh
P.S. Prasad
(Managing Director)
New Delhi



Place : New Delhi
Date : 15/05/2013