


STANDALONE AUDITED FINANCIAL RESULTS FOR THE QUARTER / YEAR ENDED MARCH 31, 2013

(Rs. In Lacs)

PART I	Particulars	Quarter ended			Year ended	
		31-03-2013	31-12-2012	31-03-2012	31-03-2013	31-03-2012
		Audited	Unaudited	Audited	Audited	
1 a)	Net Sales/Income from Operations (Net of Excise duty)	23649	24357	19819	94486	89047
b)	Other Operating Income	(48)	227	141	324	672
	Total Income from operations (net)	23601	24584	19960	94810	89719
2	Expenses					
a)	Cost of materials consumed	19447	17995	13673	70481	60049
b)	Purchase of stock in trade	3	-	-	3	25
c)	Changes in Inventories of Finished goods, Work in Progress and stock in trade	899	5	1278	(231)	2637
d)	Employee benefits expenses	1238	884	1639	4291	4269
e)	Depreciation and amortisation expenses	1802	2029	4804	7785	7370
f)	Power & Fuel	1484	1558	1729	6203	6664
g)	Other expenditure	2677	1745	1937	8598	8571
	Total Expenses	27550	24216	25060	97130	89585
3	Profit / (Loss) from Operations before Other Income, finance costs & Exceptional Items (1-2)	(3949)	368	(5100)	(2320)	134
4	Other Income	2150	318	10545	4863	14667
5	Profit / (Loss) from Ordinary Activities before finance costs & Exceptional Items (3+4)	(1799)	686	5445	2543	14801
6	Finance costs (Net)	649	537	656	2171	2648
7	Profit / (Loss) from Ordinary Activities after finance costs but before Exceptional Items (5-6)	(2448)	149	4789	372	12153
8	Exceptional Items (Gain)/ Loss	(116)	-	7,079	(116)	7079
9	Profit/ (Loss) from Ordinary Activities before tax (7-8)	(2332)	149	(2290)	488	5074
10	Tax Expense	(4)	(161)	(3275)	(24)	(2525)
11	Net Profit/ (Loss) from Ordinary Activities after tax (9-10)	(2328)	310	985	512	7599
12	Extraordinary items (net of tax expense)	-	-	-	-	-
13	Net Profit/ (Loss) for the period (11-12)	(2328)	310	985	512	7599
14	Paid-up equity share capital (Face value Rs. 10/- each)	3198	3198	3198	3198	3198
15	Reserves excluding revaluation reserves as per balance sheet of previous accounting year	-	-	-	34294	34743
16	Earnings Per Share (EPS) Before and after Extraordinary items (In Rs) not annualised.					
a)	Basic	(7.28)	0.97	3.08	1.60	23.76
b)	Diluted	(7.28)	0.97	3.08	1.60	23.76
PART II : SELECT INFORMATION						
A Particular of Shareholding						
1	Public Shareholding					
-	Number of shares	16974066	16974066	16974066	16974066	16974066
-	Percentage of shareholding	53.07%	53.07%	53.07%	53.07%	53.07%
2	Promoters and promoter group Shareholding					
a)	Pledged/Encumbered					
-	Number of shares	Nil	Nil	Nil	Nil	Nil
-	Percentage of shares (as a % of the total shareholding of promoter and promoter group)	Nil	Nil	Nil	Nil	Nil
-	Percentage of shares (as a % of the total share capital of the company)	Nil	Nil	Nil	Nil	Nil
b)	Non-encumbered					
-	Number of shares	15010534	15010534	15010534	15010534	15010534
-	Percentage of shares (as a % of the total shareholding of promoter and promoter group)	100.00%	100.00%	100.00%	100.00%	100.00%
-	Percentage of shares (as a % of the total share capital of the company)	46.93%	46.93%	46.93%	46.93%	46.93%
B Investor Complaints (in Numbers) as on						
		31-03-2013				
	Pending at the beginning of the quarter	Nil				
	Received during the quarter	2				
	Disposed of during the quarter	2				
	Remaining unresolved at the end of the quarter	Nil				



Polyplex Corporation Limited


B-37, Sector-1, Noida - 201 301, Distt. Gautam Budh Nagar (U.P.) India

Board: +91.120.2443716-19, Fax: +91.120.2443723 & 24

Registered office : Lohia Head Road, Khatima - 262308, Distt. Udham Singh Nagar, Uttarakhand, India

STANDALONE STATEMENT OF ASSETS AND LIABILITIES
(Rs. In Lacs)

Particulars	As at	
	31-03-2013	31-03-2012
	Audited	Audited
A EQUITY AND LIABILITIES		
1 Shareholders' Fund:		
(a) Share Capital	3,256	3,256
(b) Reserves & Surplus	34,294	34,743
Sub-total Shareholder's Fund:	37,550	37,999
2 Non-current liabilities		
(a) Long-term borrowings	23,016	26,674
(b) Deferred tax liabilities (net)	1,289	1,280
(c) Long-term provisions	71	58
Sub-total - Non-current liabilities	24,376	28,012
3 Current liabilities		
(a) Short-term borrowings	9,393	6,263
(b) Trade payables	970	1,445
(c) Other current liabilities	10,657	13,516
(d) Short-term provisions	973	1,501
Sub-total - Current liabilities	21,993	22,725
TOTAL - EQUITY AND LIABILITIES	83,919	88,736
B ASSETS		
1 Non-current assets		
(a) Fixed assets	53,003	58,206
(b) Non-current investments	1,954	1,998
(c) Long-term loans and advances	1,204	908
Sub-total - Non-current assets	56,161	61,112
2 Current assets		
(a) Current investments	0	1880
(b) Inventories	11439	11468
(c) Trade receivables	8383	3846
(d) Cash and cash equivalents	1051	5576
(e) Short-term loans and advances	6633	4556
(f) Other Current Assets	252	298
Sub-total - Current assets	27758	27624
TOTAL - ASSETS	83,919	88,736



Polyplex Corporation Limited

B-37, Sector-1, Noida - 201 301, Distt. Gautam Budh Nagar (U.P.) India

Board: +91.120.2443716-19, Fax: +91.120.2443723 & 24

Registered office : Lohia Head Road, Khatima - 262308, Distt. Udham Singh Nagar, Uttarakhand, India

Notes: - Standalone Results:

- 1) Previous period figures have been regrouped/ rearranged/ recast wherever considered necessary to make them comparable with current period.
- 2) "Other Income" includes dividend income received from subsidiaries amounting to Rs.2,174 Lacs during the quarter ended March, 2013. (Nil for the quarter ended December, 2012 and Rs. 10,514 Lacs for quarter ended March, 2012), and Rs. 4,240 Lacs for the year ended March 31, 2013. (Rs. 13,971 Lacs for the year ended March 31, 2012).
- 3) During the quarter ended March, 2012, the Company had retrospectively changed its method of calculating depreciation from Straight Line Method (SLM) to Written Down Value (WDV) method in respect of assets at Manufacturing plants at Khatima (except Line 1) and Bajpur, both in Udham Singh Nagar, Uttarakhand.
- 4) "Exceptional item" during the quarter ended March, 2013 and year ended March 31, 2013 represents profits on sale of 9.88 % stake held on Polyplex (Americas) Inc. to Polyplex (Thailand) Public Company Limited and during the previous quarter ended March, 2012 and year ended March, 2012 represents additional depreciation because of change in depreciation policy amounting to Rs 7,079 Lacs related to earlier years.
- 5) The Board of Directors have proposed payment of final dividend @ Rs 3 /- per share for Financial Year 2012-13, subject to approval of shareholders in the ensuing Annual General Meeting.
- 6) These results were reviewed by the Audit Committee and have been approved by the Board in its meeting held on May 30, 2013.
- 7) The figures of the last quarter are the balancing figures in respect of the full financial year and the published year to date figures upto the third quarter of the current financial year.

Place : NOIDA
Date : May 30, 2013

Sd/-
Pranay Kothari
Executive Director

For POLYPLEX CORPORATION:


A. K. Gurnan
A. K. GURNAN
Company Secretary

Polyplex Corporation Limited

CONSOLIDATED AUDITED FINANCIAL RESULTS FOR THE QUARTER / YEAR ENDED MARCH 31, 2013

(Rs. In Lacs)

Particulars	Quarter ended			Year ended	
	31-03-2013	31-12-2012	31-03-2012	31-03-2013	31-03-2012
	Audited	Unaudited	Audited	Audited	
1 a) Net Sales/Income from Operations (Net of Excise duty)	64118	64648	58335	253119	241577
b) Other Operating Income	(45)	242	144	367	1016
Total Income from operations (net)	64073	64890	58479	253486	242593
2 Expenses					
a) Cost of materials consumed	29878	45083	34812	166742	138970
b) Purchase of stock in trade	1022	1109	1161	3886	5002
c) Changes in Inventories of Finished goods , Work in Progress and stock in trade	16091	(4272)	2751	(3480)	5091
d) Employee benefits expenses	4860	4507	4061	17967	13132
e) Depreciation and amortisation expenses	3674	3862	6316	14995	13082
f) Power & Fuel	4210	4264	3841	16758	14390
g) Other expenditure	9615	7570	7229	32854	25147
Total Expenses	69350	62123	60171	249722	214814
3 Profit / (Loss) from Operations before Other Income, finance costs & Exceptional Items (1-2)	(5277)	2767	(1692)	3764	27779
4 Other Income	3474	1064	1558	6340	5470
5 Profit / (Loss) from ordinary activities before finance costs & Exceptional Items (3+4)	(1803)	3831	(134)	10104	33249
6 Finance costs (Net)	871	896	899	3234	3384
7 Profit / (Loss) from Ordinary Activities after finance costs but before Exceptional Items (5-6)	(2674)	2935	(1033)	6870	29865
8 Exceptional Items (Gain)/ Loss	-	-	7840	0	11046
9 Profit/ (Loss) from Ordinary Activities before tax (7-8)	(2674)	2935	(8873)	6870	18819
10 Tax Expense	138	(308)	(3432)	241	(1989)
11 Net Profit/ (Loss) from Ordinary Activities after tax (9-10)	(2812)	3243	(5441)	6629	20808
12 Extraordinary items (net of tax expense)	-	-	0	-	-
13 Net Profit/ (Loss) for the period (11-12)	(2812)	3243	(5441)	6629	20808
14 Minority interest	940	945	1087	4506	11410
15 Net Profit / (Loss) after taxes and minority interest (13 - 14)	(3752)	2298	(6528)	2123	9398
16 Paid-up equity share capital (Face value Rs. 10/- each)	3198	3198	3198	3198	3198
17 Reserves excluding revaluation reserves as per balance sheet of previous accounting year	-	-	-	174289	171188
18 Earnings Per Share (EPS) Before and after Extraordinary items. (In Rs) not annualised.					
a) Basic	(11.73)	7.18	(20.41)	6.64	29.38
b) Diluted	(11.73)	7.18	(20.41)	6.64	29.38



Polyplex Corporation Limited

B-37, Sector-1, Noida - 201 301, Distt. Gautam Budh Nagar (U.P.) India


Board: +91.120.2443716-19, Fax: +91.120.2443723 & 24

Registered office : Lohia Head Road, Khatima - 262308, Distt. Udham Singh Nagar, Uttarakhand, India

CONSOLIDATED STATEMENT OF ASSETS AND LIABILITIES

(Rs. In Lacs)

	Particulars	As at	
		31-03-2013	31-03-2012
		Audited	Audited
A	EQUITY AND LIABILITIES		
1	Shareholder's Fund:		
	a) Share Capital	3,256	3,256
	b) Reserves & Surplus	1,97,280	1,86,697
	Sub total Shareholder's Fund:	2,00,536	1,89,953
2	Minority interest	66,476	61,119
3	Non-current liabilities		
	(a) Long-term borrowings	1,13,423	47,329
	(b) Deferred tax liabilities (net)	1,289	1,280
	(c) Long-term provisions	378	220
	Sub-total - Non-current liabilities	1,15,090	48,829
4	Current liabilities		
	(a) Short-term borrowings	28,776	11,660
	(b) Trade payables	20,182	18,249
	(c) Other current liabilities	26,511	20,031
	(d) Short-term provisions	974	1,501
	Sub-total - Current liabilities	76,443	51,441
	TOTAL - EQUITY AND LIABILITIES	4,58,545	3,51,342
B	ASSETS		
1	Non-current assets		
	(a) Fixed assets	2,65,459	1,62,932
	(b) Goodwill on consolidation	401	64
	(c) Non-current investments	5,775	1,027
	(d) Long-term loans and advances	3,015	8,773
	(e) Other non-current assets	147	50
	Sub-total - Non-current assets	2,74,797	1,72,846
2	Current assets		
	(a) Current investments	2066	1880
	(b) Inventories	43206	37551
	(c) Trade receivables	34444	27005
	(d) Cash and cash equivalents	89956	100404
	(e) Short-term loans and advances	13824	11358
	(f) Other current assets	252	298
	Sub-total - Current assets	183748	178496
	TOTAL - ASSETS	4,58,545	3,51,342



Polyplex Corporation Limited

B-37, Sector-1, Noida - 201 301, Distt. Gautam Budh Nagar (U.P.) India

Board: +91.120.2443716-19, Fax: +91.120.2443723 & 24

Registered office : Lohia Head Road, Khatima - 262308, Distt. Udham Singh Nagar, Uttarakhand, India


Notes: Consolidated Results:-

1. Previous period figures have been regrouped/ rearranged/ recast wherever considered necessary to make them comparable with current period.
2. According to Accounting Standard (AS-17) on "Segment Reporting" the Company has only one business segment i.e. Plastic Films.
3. Consolidated Financial Results include the results of the following subsidiaries - Polyplex (Asia) Pte. Ltd. (PAPL), PAR LLC USA, Peninsula Beverages and Foods Company Private Ltd. (PBF) (w.e.f. 6th Feb, 2013), Polyplex Resins Sanayi VE Ticaret A.S, (PR), Polyplex (Thailand) Public Company Ltd. (PTL), Polyplex (Singapore) Pte. Ltd. (PSPL), Polyplex Trading (Shenzhen) Co. Ltd.(PTSL), Polyplex Europa Polyester Film Sanayi Ve Ticaret A.S. (PE), Polyplex America Holding Inc. (PAH), Polyplex USA LLC. (PU), EcoBlue Limited (w.e.f. 01.10.2012) and Polyplex (Americas) Inc. (PA), {w.e.f. 31.01.2013, PA has been merged with PU}.
4. "Exceptional item" for the previous year ended March 31, 2012 represents Foreign Exchange loss of Rs. 3,967 Lacs on account of redemption of Preference Shares held by PTL in PSPL and additional depreciation of Rs. 7,079 Lacs on account of change in depreciation method from Straight Line Method (SLM) to Written-Down Value (WDV) method in Polyplex Corporation Limited.
5. Following Projects are under implementation by the subsidiaries of the Company:

Project	Annual Capacity		Location
	Unit of Measurement	Quantity	
PET Chips Plant	M.T	57,600	Decatur, Alabama, USA
Thick PET Film Line, PET Chips Plant	M.T.	28,800	Rayong, Thailand
Blown PP Line	Sq. Mtrs.	135 Mn.	
Extrusion Coating Line- 2	M.T.	4,645	
Bottle Grade Resin Plant	M.T.	2,10,000	Corlu, Turkey

6. Operations of PET film at Decatur, Alabama USA have successfully commenced in April 2013. Further, Thick PET film line and Extrusion Coating Line-2 at Thailand has started trial production in May 2013.
7. Above results have been approved by the Board in its meeting held on May 30, 2013
8. The figures of the last quarter are the balancing figures in respect of the full financial year and the published year to date figures upto the third quarter of the current financial year.

Place : NOIDA
Date : May 30, 2013


Pranay Kothari
Executive Director

For POLYPLEX CORPORATION LTD.


A. K. GURNANI
Company Secretary

Polyplex Corporation Limited