

KRBL LIMITED


Regd. Office: 5190, Lohori Gate, Delhi-110006

UNAUDITED FINANCIAL RESULTS FOR THE QUARTER ENDED JUNE 30, 2013

PART I

S. No.	Particulars	Standalone						Consolidated					
		Three Months Ended			Year Ended			Three Months Ended			Year Ended		
		30/06/13	31/03/13	30/06/12	31/03/13	31/03/13	30/06/12	30/06/13	31/03/13	30/06/12	31/03/13	30/06/12	31/03/13
		Unaudited	Audited	Unaudited	Audited	Unaudited	Audited	Unaudited	Audited	Unaudited	Audited	Unaudited	Audited
1.	Income from Operations												
	(a) Net Sales/Income from Operations (Net of Excise Duty)	68877	49240	51645	208034	68877	49281	51645	208039	68877	49281	51645	208039
	(b) Other Operating Income	0	0	0	0	0	0	0	0	0	0	0	0
	Total Income from Operations (Net)	68877	49240	51645	208034	68877	49281	51645	208039	68877	49281	51645	208039
2.	Expenses												
	(a) Cost of Materials Consumed	4426	50596	42460	166288	4426	50596	42460	166288	4426	50596	42460	166288
	(b) Purchase of Stock-in-Trade	351	249	488	1122	351	249	488	1122	351	249	488	1122
	(c) Changes in Inventories of Finished Goods, Work-in-Progress and Stock-in-Trade	8695	-11598	-5958	-8484	8695	-11558	-5958	-8484	8695	-11558	-5958	-8484
	(d) Employee Benefits Expense	1053	1013	963	4101	1053	1021	985	4184	1053	1021	985	4184
	(e) Depreciation and Amortisation Expense	1342	1246	1226	5055	1342	1247	1226	5056	1342	1247	1226	5056
	(f) Other Expenses	3455	3522	3992	15510	3455	3565	4005	15590	3455	3565	4005	15590
	Total Expenses	59322	45028	43171	183592	59385	45120	43206	183756	59385	45120	43206	183756
3.	Profit from Operations before Other Income, Finance Costs and Exceptional Items(1-2)	9555	4212	8474	24442	9492	4161	8439	24283	9492	4161	8439	24283
4.	Other Income	31	359	2447	2972	157	480	224	1073	157	480	224	1073
5.	Profit from Ordinary activities before Finance Costs and Exceptional Items(1-4)	9586	4571	10921	27414	9649	4641	8663	25356	9649	4641	8663	25356
6.	Finance Costs	1444	-2010	2291	-7711	1445	2010	2292	7712	1445	2010	2292	7712
7.	Profit from Ordinary activities after Finance Costs but before Exceptional Items (5-6)	8142	2561	8630	19703	8204	2631	6371	17644	8204	2631	6371	17644
8.	Exceptional Items												
	- Foreign Exchange Fluctuation Gain/(Loss) (Net)	-1942	495	-1695	776	-1942	495	-1695	776	-1942	495	-1695	776
9.	Profit from Ordinary Activities before Tax (7+8)	6200	3056	6935	20479	6262	3126	4676	18420	6262	3126	4676	18420






S. No.	Particulars	Standalone						Consolidated					
		Three Months Ended			Year Ended			Three Months Ended			Year Ended		
		30/06/13	31/03/13	30/06/12	31/03/13	30/06/12	31/03/13	30/06/13	31/03/13	30/06/12	31/03/13	30/06/12	31/03/13
		Unaudited	Audited	Unaudited	Audited	Unaudited	Audited	Unaudited	Audited	Unaudited	Audited	Unaudited	Audited
10.	Tax Expense												
(a)	Current Taxation	1300	944	1260	5459	1300	945	1260	5459	1300	945	1260	5459
(b)	Deferred Taxation	-2	128	15	-25	-2	128	15	-25	-2	128	15	-25
11.	Net Profit from Ordinary Activities after Tax (9-10)	4902	1984	5660	15045	4964	2053	3401	12986	4964	2053	3401	12986
12.	Extraordinary Items (Net of Tax Expense)	0	0	0	0	0	0	0	0	0	0	0	0
13.	Net Profit for the Period (11-12)	4902	1984	5660	15045	4964	2053	3401	12986	4964	2053	3401	12986
14.	Share of Profit of Associates	0	0	0	0	0	0	0	0	0	0	0	0
15.	Minority Interest	0	0	0	0	0	0	0	0	0	0	0	0
16.	Net Profit after Taxes, Minority Interest and share of Profit of Associates (13-14-15)	4902	1984	5660	15045	4964	2053	3401	12986	4964	2053	3401	12986
17.	Paid-Up Equity Share Capital (Face Value of Re. 1/- each)	2386	2424	2435	2424	2386	2424	2435	2424	2386	2424	2435	2424
18.	Reserves excluding Revaluation Reserves as per Balance Sheet of previous accounting year	0	0	0	77380	0	0	0	79658	0	0	0	79658
19.	Earnings Per Share (before extraordinary items) (of Re.1/- each) (not annualised)												
(a)	Basic	2.06	0.82	2.33	6.22	2.08	0.85	1.40	5.37	2.06	0.85	1.40	5.37
(b)	Diluted	2.06	0.82	2.33	6.22	2.08	0.85	1.40	5.37	2.06	0.85	1.40	5.37
19.	Earnings Per Share (after extraordinary items) (of Re.1/- each) (not annualised)												
(a)	Basic	2.06	0.82	2.33	6.22	2.08	0.85	1.40	5.37	2.06	0.85	1.40	5.37
(b)	Diluted	2.06	0.82	2.33	6.22	2.08	0.85	1.40	5.37	2.06	0.85	1.40	5.37

PART II

S. No.	Particulars	Standalone				Consolidated			
		Three Months Ended		Year Ended		Three Months Ended		Year Ended	
		30/06/13	31/03/13	30/06/12	31/03/13	30/06/13	31/03/13	30/06/12	31/03/13
		Unaudited	Audited	Unaudited	Audited	Unaudited	Audited	Unaudited	Audited
A.	PARTICULARS OF SHAREHOLDING								
1.	Public Shareholding								
-	Number of Shares	100114114	103899114	105064766	103899114	100114114	103899114	105064766	103899114
-	Percentage of Shareholding	42.04	42.94	43.22	42.94	42.04	42.94	43.22	42.94
2.	Promoters and Promoter Group								
a)	Shareholding								
	Pledged/Encumbered								
-	Number of Shares	0	0	0	0	0	0	0	0
-	Percentage of Shares (as % of the total shareholding of promoters and promoter group)	0	0	0	0	0	0	0	0
-	Percentage of Shares (as % of the total capital of the Company)	0	0	0	0	0	0	0	0
b)	Non-Encumbered								
-	Number of Shares	138047174	138047174	138047174	138047174	138047174	138047174	138047174	138047174
-	Percentage of Shares (as % of the total shareholding of promoters and promoter group)	100.00	100.00	100.00	100.00	100.00	100.00	100.00	100.00
-	Percentage of Shares (as % of the total capital of the Company)	57.96	57.06	56.78	57.06	57.96	57.06	56.78	57.06
A.	INVESTOR COMPLAINTS								
	Pending at the beginning of the quarter								
	Received during the quarter								
	Disposed of during the quarter								
	Remaining unresolved at the end of the quarter								




Notes:


- 1 The Unaudited Results of the Company were reviewed by the Audit Committee and approved by the Board of Directors of the Company in its meeting held on August 13, 2013 and have undergone "Limited Review" by the Statutory Auditors of the Company
- 2 Previous Year/ period figures have been regrouped and/or rearranged wherever considered necessary
- 3 Company has treated loss amounting to Rs.1,942 Lacs arisen on account of foreign exchange fluctuation as an exceptional item, as during the quarter the rupee saw a considerable depreciation against US Dollar. All Foreign Currency Monetary Items have been restated in conformity with the Accounting Standard (AS-11). There is no loss or gain which is of speculative nature.
- 4 The Consolidated Financial Results have been prepared by consolidating the Company's Unaudited Quarterly Accounts for the quarter ended June 30, 2013 with the Unaudited Quarterly Accounts for the quarter ended June 30, 2013 of its Subsidiaries, KRBL DMCC, Dubai, UAE and K. B. Exports Private Limited, India.
- 5 The Company has bought back 37,50,000 Equity Shares during the period ended June 30, 2013 at an average price of Rs. 22.93 per share, utilising a sum of Rs. 857.25 Lacs. In terms of the provisions of Section 77A of the Companies Act, 1956 and SEBI (Buy back of Securities) Regulations, 1998, as on June 30, 2013, the company has extinguished 37,85,000 Equity Shares, as 35,000 Equity Shares bought back before April 1, 2013 were extinguished during the quarter. Consequently, the paid up Equity Share Capital of the Company has been reduced.
- 6 In accordance with Clause 41 of the Listing Agreement, the Company has published period to date Unaudited Consolidated Financial Results. The Standalone Financial Results of the company, will however, be available on the Website of NSE (www.nseindia.com) and BSE (www.bseindia.com). The key Standalone Financial information is given below:-

Particulars	Three Months ended		Year ended	
	30/06/13	31/03/13	30/06/12	31/03/13
	Unaudited	Audited	Unaudited	Audited
Turnover	68908	49599	54092	211006
Profit Before Tax (PBT)	6200	3056	6935	20479
Profit After Tax (PAT)	4902	1984	5660	15045


By Order of the Board
For KRBL Limited



Anoop Kumar Gupta
Anoop Kumar Gupta
Joint Managing Director



Place: Gautambudh Nagar (U.P.)
Date: August 13, 2013



Segment wise Revenue, Results and Capital Employed
As per Clause 41 of the Listing Agreement

(Rupees in Lakhs)

S. No.	Particulars	Standalone						Consolidated					
		Three Months Ended			Year Ended			Three Months Ended			Year Ended		
		30/06/13	31/03/13	30/06/12	31/03/13	31/03/13	30/06/12	30/06/13	31/03/13	30/06/12	31/03/13	30/06/12	31/03/13
		Unaudited	Audited	Unaudited	Audited	Unaudited	Audited	Unaudited	Audited	Unaudited	Audited	Unaudited	Audited
A.	Primary Segment												
1.	Segment Revenue												
	a) Agri	67532	49185	50421	204915	67532	49226	50421	204920				
	b) Energy	2570	1414	2384	7717	2570	1414	2384	7717				
	Total Segment Revenue	70102	50599	52805	212632	70102	50640	52805	212637				
	Less: Inter Segment Revenue-Power	1225	1359	1160	4598	1225	1359	1160	4598				
	Net Sales	68877	49240	51645	208034	68877	49281	51645	208039				
2.	Segment Result												
	a) Agri	7021	5656	8641	27786	7084	5725	6383	25728				
	b) Energy	689	-523	650	670	689	-523	650	670				
	Total Segment Result	7710	5133	9291	28456	7773	5202	7033	26398				
	Less: i) Interest Expenses	1444	2010	2291	7711	1445	2010	2292	7712				
	Less: ii) Other Unallocable Expenditure net of Unallocable Income	66	67	65	266	66	66	65	266				
	Total Profit Before Tax	6200	3056	6935	20479	6262	3126	4676	18420				
3.	Segment Capital Employed (Segment Assets-Segment Liabilities)												
	a) Agri	63968	59385	53623	59385	64376	62528	55702	62528				
	b) Energy	19914	20418	19008	20418	19914	20418	19008	20418				
	Total	83882	79803	72631	79803	84290	82946	74710	82946				
(B)	Secondary Segment												
	a) Agri												
	India	33197	36144	18683	111057	33197	36144	18683	111057				
	Rest of World	34335	13041	31738	93858	34335	13082	31738	93863				
	Sub-Total (a)	67532	49185	50421	204915	67532	49226	50421	204920				
	b) Energy												
	India	2570	1414	2384	7717	2570	1414	2384	7717				
	Rest of World	0	0	0	0	0	0	0	0				
	Sub-Total (b)	2570	1414	2384	7717	2570	1414	2384	7717				
	Total (a)+(b)	70102	50599	52805	212632	70102	50640	52805	212637				
	Less: Inter-Segment Revenue	1225	1359	1160	4598	1225	1359	1160	4598				
	Net Sales	68877	49240	51645	208034	68877	49281	51645	208039				

VINOD KUMAR BINDAL & CO.
CHARTERED ACCOUNTANTS

Shiv Sushil Bhawan
D-219, Vivak Vihar-I, New Delhi - 110095
Ph: 011-22140980, 22153569,
22144941 Fax: 22140162
E-mail: vkbindal_delhi@yahoo.co.in



503, Dalamei Chambers,
29, New Marine Lines, Mumbai - 400 020
Teletax: 022-22091075, 22091076
E-mail: vkbindal_mumbai@yahoo.co.in

Cert./KB-60/13-14/23813

Limited Review Report

Review Report to,

Board of Directors
KRBL LIMITED
5190, Lahori Gate
Delhi-110006

We have reviewed the accompanying statement of unaudited financial results of KRBL Limited for the period ended 30th June 2013 except for the disclosures regarding 'Public Shareholding' and 'Promoter and Promoter Group Shareholding' which have been traced from disclosures made by the management and have not been audited by us. This statement is the responsibility of the Company's Management and has been approved by the Board of Directors/ committee of Board of Directors. Our responsibility is to issue a report on these financial statements based on our review.


We conducted our review in accordance with the Standard on Review Engagement (SRE) 2410, "Review of Interim Financial Information Performed by the Independent Auditors of the Entity" issued by the Institute of Chartered Accountants of India. This standard requires that we plan and perform the review to obtain moderate assurance as to whether the financial statements are free of material misstatement. A review is limited primarily to inquiries of company personnel and analytical procedures applied to financial data and thus provide less assurance than an audit. We have not performed an audit and accordingly, we do not express an audit opinion.

Based on our review conducted as above, nothing has come to our attention that causes us to believe that the accompanying statement of unaudited financial results prepared in accordance with applicable accounting standards and other recognised accounting practices and policies has not disclosed the information required to be disclosed in terms of Clause 41 of the Listing Agreement including the manner in which it is to be disclosed, or that it contains any material misstatement.

Place:-New Delhi
Date: - 13/08/2013



for Vinod Kumar Bindal & Co,
Chartered Accountants
Firm Registration No. 003820N


(Vinod Kumar Bindal)
Proprietor
(M. No. - 80668)