

**GTL INFRASTRUCTURE LIMITED**  
**FINANCIAL RESULTS FOR THE QUARTER AND NINE MONTHS PERIOD ENDED DECEMBER 31, 2013**

**PART - I**

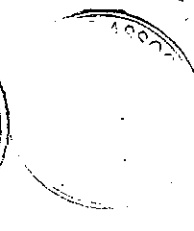

*Rs. in Lacs, except share data*

Sr. No.	Particulars	Quarter ended December 31,	Quarter ended September 30,	Quarter ended December 31,	Nine Months Period ended December 31,	Nine Months Period ended December 31,	Year ended March 31,
		2013	2013	2012	2013	2012	2013
		Unaudited	Unaudited	Unaudited	Unaudited	Unaudited	Audited
1	a) Net Income from Operations	14,406	14,353	14,223	42,896	42,307	56,639
	b) Other Operating Income	-	-	-	-	-	-
	Total	14,406	14,353	14,223	42,896	42,307	56,639
2	Expenditure						
	a) Infrastructure Operation & Maintenance Cost (Net)	5,810	5,418	4,966	16,344	14,732	19,711
	b) Employee's cost	361	597	406	1,492	1,391	1,853
	c) Depreciation	6,520	6,576	6,790	19,541	20,053	48,643
	d) Other Expenditure	1,053	1,144	1,957	3,532	5,082	7,114
	Total	13,744	13,735	14,119	40,909	41,258	77,321
3	Profit/(Loss) from Operations before Other Income, Interest & Exceptional Items (3)=(1-2)	662	618	104	1,987	1,049	(20,682)
4	Other Income	594	882	69	2,607	171	453
5	Profit/(Loss) from Operations before Interest & Exceptional items (5)=(3+4)	1,256	1,500	173	4,594	1,220	(20,229)
6	a) Interest & Finance Charges	9,631	8,981	8,677	28,050	26,056	35,053
	b) Foreign Exchange Loss	374	1,683	42	3,344	42	61
7	Profit/(Loss) from Operations after Interest but before Exceptional Items (7)=(5-6)	(8,749)	(9,164)	(8,546)	(26,800)	(24,878)	(55,343)
8	Exceptional Items	-	-	-	-	-	13,321
9	Profit/(Loss) from Ordinary Activities before tax (9)=(7+8)	(8,749)	(9,164)	(8,546)	(26,800)	(24,878)	(68,664)
10	Tax Expenses	-	-	-	-	-	-
11	Net Profit/(Loss) from Ordinary Activities after tax 11=(9-10)	(8,749)	(9,164)	(8,546)	(26,800)	(24,878)	(68,664)
12	Extraordinary items	-	-	-	-	-	-
13	Net Profit/(Loss) for the period 13=(11-12)	(8,749)	(9,164)	(8,546)	(26,800)	(24,878)	(68,664)
14	Paid-up equity share capital (Face value of Rs. 10 each)	230,680	230,680	225,076	230,680	225,076	230,680
15	Reserves excluding Revaluation Reserves as per Balance Sheet						(66,318)
16	Earnings Per Share (EPS) (Face value of Rs. 10 each)						
	a. Basic EPS (in Rs.)	(0.38)	(0.40)	(0.42)	(1.16)	(1.37)	(3.55)
	b. Diluted EPS (in Rs.)	(0.38)	(0.40)	(0.42)	(1.16)	(1.37)	(3.55)

**PART - II**

PARTICULARS OF SHAREHOLDING		2013	2013	2012	2013	2012	2013
1	Public shareholding						
	- Number of shares	1,677,973,679	1,853,510,472	1,797,466,966	1,677,973,679	1,797,466,966	1,853,510,472
	- Percentage of Shareholding	72.74%	80.35%	79.86%	72.74%	79.86%	80.35%
2	Promoters and promoter group Shareholding						
	a. Pledged/Encumbered						
	- Number of Shares	345,763,466	170,226,673	170,226,673	345,763,466	170,226,673	170,226,673
	- Percentage of Shares (as a % of the total shareholding of promoter and promoter group)	54.99%	37.55%	37.55%	54.99%	37.55%	37.55%
	- Percentage of Shares (as a % of the total share capital of the Company)	14.99%	7.38%	7.56%	14.99%	7.56%	7.38%
	b. Non-Encumbered						
	- Number of Shares	283,062,609	283,062,609	283,062,609	283,062,609	283,062,609	283,062,609
	- Percentage of Shares (as a % of the total shareholding of promoter and promoter group)	45.01%	62.45%	62.45%	45.01%	62.45%	62.45%
	- Percentage of Shares (as a % of the total share capital of the Company)	12.27%	12.27%	12.58%	12.27%	12.58%	12.27%

Sr. No.	Particulars	Quarter ended December 31,
		2013
		Unaudited
B	INVESTOR COMPLAINTS	
	Pending at the beginning of the quarter	-
	Received during the quarter	3
	Disposed of during the quarter	3
	Remaining unresolved at the end of the quarter	-



**Notes:**



1. The above results have been reviewed by the Audit Committee and taken on record by the Board of Directors at their meeting held on January 30, 2014.
2. The Statutory Auditors of the Company have carried out a Limited Review of the results for the quarter and nine-month ended December 31, 2013 in accordance with clause 41 of the Listing Agreement.
3. During the quarter ended , there is no conversion of FCCBs. 52,433 Series A (FCCBs) of USD 1,000 each aggregating to USD 52.43 million and 193,543 Series B FCCBs of USD 1,000 each aggregating to USD 193.54 million were outstanding as of December 31, 2013. The pro rata redemption premium of Rs. 821.16 lacs for the quarter ended 31st December 2013 in respect Series B FCCBs has been adjusted against the Securities Premium in line with Section 78 of the Companies Act, 1956.
4. Pursuant to settlement arrived at between one of our promoters GTL Limited (GTL), Chennai Network Infrastructure Limited (CNIL) and IFCI Ltd, IFCI has returned equity shares that were appropriated by it (in July 2011) to GTL. GTL's shareholding hence got restored to 14.99% for which SEBI approval was obtained. Consequently, total shareholding of promoters in the company as of 31<sup>st</sup> December 2013 stands at 27.26%.
5. The company continues to pursue the merger process of Chennai Network Infrastructure limited (CNIL) with itself.
6. The Company is predominantly in the business of providing "Telecom Towers" on shared basis and as such there are no separate reportable segments.
7. Previous Quarter / Year figures have been regrouped / rearranged wherever necessary.

For GTL Infrastructure Limited

Date – January 30, 2014  
Place – Mumbai

  
Manoj Tirodkar  
Chairman

Registered Office: Global Vision ES II, 3<sup>rd</sup> Floor, MIDC, TTC Industrial Area,  
Mahape, Navi Mumbai – 400 710



**CHATURVEDI & SHAH**  
Chartered Accountants  
912-913, Tulsiani Chambers,  
212, Nariman Point,  
Mumbai 400021

**YEOLEKAR & ASSOCIATES**  
Chartered Accountants  
11-12, Laxmi Niwas,  
Subhash Road, Vile Parle (East)  
Mumbai 400057

---

**REVIEW REPORT**


**The Board of Directors  
GTL Infrastructure Limited**


We have reviewed the accompanying statement of unaudited financial results of GTL Infrastructure Limited for the quarter/ Nine Months Period ended December 31, 2013 ("the statement) except for the disclosures regarding 'Public Shareholding' and 'Promoter and Promoter Group Shareholding' and details of Investor Complaints which have been traced from disclosures made by the management and have not been audited by us. This statement is the responsibility of the Company's management and has been approved by the Board of Directors. Our responsibility is to issue a report on the statement based on our review.

We conducted our review of the statement in accordance with the Standard on Review Engagement (SRE) 2410, 'Review of Interim financial Information performed by the Independent Auditor of the Entity' issued by the Institute of Chartered Accountants of India. This standard requires that we plan and perform the review to obtain moderate assurance as to whether the financial statements are free of material misstatements. A review is limited primarily to inquiries of company personnel and analytical procedures, applied to financial data and thus provides less assurance than an audit. We have not performed an audit and accordingly, we do not express an audit opinion.

Based on our review conducted as above, nothing has come to our notice that causes us to believe that the accompanying statement of Unaudited financial results prepared in accordance with Accounting Standards notified under the Companies Act 1956 ( which continue to be applicable in respect of Section 133 of the companies act 2013 in terms of General Circular No. 15/2013 Dated September 13, 2013 of the ministry of corporate affairs) and other recognised accounting practices and policies has not disclosed the information required to be disclosed in terms of Clause 41 of the Listing Agreement including the manner in which it is to be disclosed, or that it contains any material misstatement.

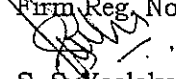
For **Chaturvedi & Shah**  
Chartered Accountants  
Firm Reg. No. 101720W

  
R. Koria  
**Partner**  
Membership No 35629



Place: Mumbai  
Dated: January 30, 2014

For **Yeolekar & Associates**  
Chartered Accountants  
Firm Reg. No. 102489W

  
S. S. Yeolekar  
**Partner**  
Membership No 36398



# GTL Infrastructure Limited

## Press Release

### For Immediate circulation



BSE: <b>532775</b>	NSE: <b>GTLINFRA</b>	Reuters: <b>GTLI.BO</b>	Bloomberg: <b>GTLI.IN</b>
--------------------	----------------------	-------------------------	---------------------------

## Results for the quarter ended December 31, 2013

### Mumbai, January 30, 2014

GTL Infrastructure Limited (GTL Infra), the pioneer in Shared Passive Telecom Infrastructure in India, announced unaudited results of the Company for the quarter ended December 31, 2013.

### Highlights for the quarter ended December 31, 2013 (standalone)

- Revenue from Operations for quarter ended December 31, 2013 was ₹ 144.06 Cr. as against ₹ 142.23 Cr. for the corresponding quarter in the previous year.
- EBITDA for the current quarter was ₹ 71.82 Cr. as against ₹ 68.93 Cr. for the corresponding quarter in the previous year

### Operations Outlook

- The Company is currently operational in all 23 Telecom circles.
- The Company has all leading Telecom operators as tenants on its towers. The contracts are typically for a period of 10-15 years.

# GTL Infrastructure Limited



## About GTL Infrastructure Limited

GTL Infra, a Global Group Enterprise, is a pioneer in Shared Passive Telecom Infrastructure. GTL Infra builds, owns, operates and maintains passive network infrastructure (towers) in order to cater to the rapidly growing infrastructure needs of cellular telecom operators. The towers located across semi urban and rural India will help bringing in connectivity at affordable prices to the poorest of poor, creating a positive impact on Indian economy.

Global Group is a leading Indian infrastructure services group focused on Telecom, Shared Network Infrastructure and Power. Global Group Enterprises have received more than 35 accolades and awards for excellence in Business, CSR and Corporate Governance.

For any further information & queries:

Media contact

Ramakrishna Bellam

[ramakrishnab@gtlinfra.com](mailto:ramakrishnab@gtlinfra.com)

+91 9819063292

*Ramakrishna*

Investor Relations contact

Rahul Desai

[rahuld@gtlinfra.com](mailto:rahuld@gtlinfra.com)

+91 9820092234

A handwritten signature in black ink, appearing to read 'Rahul Desai', written over a circular stamp or watermark.

### Safe Harbor:

Neither the information nor any opinion expressed in this press release constitutes an offer, or invitation to make an offer, or to buy any security issued by the company. This press release may contain predictions, estimates or other information regarding the Company's operations, which are forward looking in nature. While these forward looking statements represent our best current judgment on what the future holds, they are subject to risks and uncertainties that could cause actual results to differ materially and may involve risk and uncertainty. This press release is prepared for general purposes only and does not have any regard to the specific investment objectives, financial situation and particular needs of any specific person. No liability for any loss will arise with the company as a result of the action taken on the basis of information contained herein. For a discussion of the risks and uncertainties that may cause results to differ, you should review GTL Infra's filings with stock exchanges, including the annual report and quarterly disclosures.

**GLOBAL** Group Enterprise

### GTL INFRASTRUCTURE LIMITED

Regd Off: 3rd Floor Global Vision Electronic Sadan - II MIDC TTC Industrial Area Mahape Navi Mumbai - 400 710 India  
Tel: +91-22-2767 3500 Fax: +91-22-2767 3666 [www.gtlinfra.com](http://www.gtlinfra.com) CIN: L74210MH2004PLC144367

Corp Off: 412 Janmabhoomi Chambers 29 Walchand Hirachand Marg Ballard Estate Mumbai - 400 038 India  
Tel: +91-22-2271 5000 Fax: +91-22-2271 5332