


(f) (a) Statement showing Shareholding Pattern

Name of the Company: Muller & Phipps (India) Ltd		BSE- ; NSE- ; Equity	
Scrip Code, Name of the scrip, class of security:		31 <sup>st</sup> December, 2013	
Quarter ended:		No. of partly paid-up shares	As a % of total no. of shares of the company
<b>Partly paid-up shares:-</b>			
Held by Promoter / Promoter Group		0	0.0000
Held by public		0	0.0000
<b>Total</b>		0	0.0000
<b>Outstanding convertible securities:-</b>			
	No. of outstanding securities	As a % of total No. of outstanding convertible securities	As a % of total no. of shares of the company, assuming full conversion of the convertible securities
Held by Promoter / Promoter Group	0	0.0000	0.0000
Held by public	0	0.0000	0.0000
<b>Total</b>	0	0.0000	0.0000
<b>Warrants:-</b>			
	No. of warrants	As a % of total no. of warrants	As a % of total no. of shares of the company, assuming full conversion of warrants
Held by Promoter / Promoter Group	0	0.0000	0.0000
Held by public	0	0.0000	0.0000
<b>Total</b>	0	0.0000	0.0000
<b>Total paid-up capital of the company assuming full conversion of warrants and convertible securities</b>			625000

For MULLER & PHIPPS (INDIA) LTD.  
  
 AUTHORIZED SIGNATORY


Category Code	Category of shareholder	Number of shareholders	Total number of shares	Number of shares held in dematerialised form	Total shareholding as a percentage of total number of		Shares pledged or otherwise encumbered	
					As a percentage of (A+B) (VI)	As a percentage of (A+B+C) (VII)	Number of shares (VIII)	As a percentage (IX) = (VIII)/(IV)*100
(I)	(II)	(III)	(IV)	(V)	(VI)	(VII)	(VIII)	(IX)
<b>(A)</b>	<b>Promoter and Promoter Group</b>							
<b>1</b>	<b>Indian</b>							
(a)	Individuals/Hindu Undivided Family	0	0	0	0.0000	0.0000	0	0.0000
(b)	Central Government/State Government(s)	0	0	0	0.0000	0.0000	0	0.0000
(c)	Bodies Corporate	0	0	0	0.0000	0.0000	0	0.0000
(d)	Financial Institutions / Banks	0	0	0	0.0000	0.0000	0	0.0000
(e)	Any Other (specify)	0	0	0	0.0000	0.0000	0	0.0000
	<b>Sub Total (A)(1)</b>	<b>0</b>	<b>0</b>	<b>0</b>	<b>0.0000</b>	<b>0.0000</b>	<b>0</b>	<b>0.0000</b>
<b>2</b>	<b>Foreign</b>							
(a)	Individuals (Non-Resident Individuals/Foreign Individuals)	0	0	0	0.0000	0.0000	0	0.0000
(b)	Bodies Corporate	1	322680	0	51.6288	51.6288	0	0.0000
(c)	Institutions	0	0	0	0.0000	0.0000	0	0.0000
(d)	Qualified Foreign Investors	0	0	0	0.0000	0.0000	0	0.0000
(e)	Any Other (specify)	0	0	0	0.0000	0.0000	0	0.0000
	<b>Sub Total (A)(2)</b>	<b>1</b>	<b>322680</b>	<b>0</b>	<b>51.6288</b>	<b>51.6288</b>	<b>0</b>	<b>0.0000</b>
	<b>Total Shareholding of Promoter and Promoter Group (A)=(A)(1)+(A)(2)</b>	<b>1</b>	<b>322680</b>	<b>0</b>	<b>51.6288</b>	<b>51.6288</b>	<b>0</b>	<b>0.0000</b>
<b>(B)</b>	<b>Public shareholding</b>							
<b>1</b>	<b>Institutions</b>							
(a)	Mutual Funds/UTI	0	0	0	0.0000	0.0000	-	-
(b)	Financial Institutions / Banks	1	100	0	0.0160	0.0160	-	-
(c)	Central Government/State Government(s)	0	0	0	0.0000	0.0000	-	-
(d)	Venture Capital Funds	0	0	0	0.0000	0.0000	-	-
(e)	Insurance Companies	0	0	0	0.0000	0.0000	-	-
(f)	Foreign Institutional Investors	0	0	0	0.0000	0.0000	-	-
(g)	Foreign Venture Capital Investors	0	0	0	0.0000	0.0000	-	-
(h)	Qualified Foreign Investors	0	0	0	0.0000	0.0000	-	-
(i)	Any Other (specify)	0	0	0	0.0000	0.0000	-	-
	<b>Sub Total (B)(1)</b>	<b>1</b>	<b>100</b>	<b>0</b>	<b>0.0160</b>	<b>0.0160</b>	<b>0</b>	<b>0.0160</b>

FOR MULLER & BURNS (INDIA) LTD.

*[Signature]*  
 AUTHORIZED SIGNATORY

2	Non-institutions											
(a)	Bodies Corporate	43	142978	131203	22,8765	22,8765	-	-	-	-	-	-
(b) (i)	Individuals - shareholders holding nominal share capital up to Rs 1 Lakh	1915	127860	81002	20,4576	20,4576	-	-	-	-	-	-
(ii)	Individual shareholders holding nominal share capital in excess of Rs. 1 Lakh	0	0	0	0.0000	0.0000	-	-	-	-	-	-

Category code	Category of shareholder	Number of shareholders	Total number of shares	Number of shares held in dematerialised form	Total shareholding as a percentage of total number of		Shares pledged or otherwise encumbered	
					of (A+B)	(A+B+C)	Number of shares	As a percentage (IX) = (VIII)/(IV)*100
(I)	(II)	(III)	(IV)	(V)	(VI)	(VII)	(VIII)	(IX)
(c)	Qualified Foreign Investors	0	0	0	0.0000	0.0000	-	-
(d)	Any Other							
i	Non Resident Indians (Repat)	5	381	131	0.0610	0.0610	-	-
ii	Non Resident Indians (Non Repat)	1	25	25	0.0040	0.0040	-	-
iii	Overseas Bodies Corporate	0	0	0	0.0000	0.0000	-	-
iv	Clearing Member	4	419	419	0.0670	0.0670	-	-
v	Directors / Relatives	12	30555	19205	4.8888	4.8888	-	-
vi	Trusts	1	2	2	0.0003	0.0003	-	-
	Sub Total (B)(2)	1981	302220	231987	48.3552	48.3552	-	-
	Total Public Shareholding Public Group							
	(B)=(B)(1)+(B)(2)	1982	302320	231987	48.3712	48.3712	NA	NA
	Total (A)+(B)	1983	625000	231987	100.0000	100.0000		
(C)	Shares held by custodians and against which Depository Receipts have been issued							
i	Promoter and Promoter group	0	0	0	0.0000	0.0000	0	0.0000
ii	Public	0	0	0	0.0000	0.0000	0	0.0000
	Sub Total (C)	0	0	0	0	0	0	0
	GRAND TOTAL (A)+(B)+(C)	1983	625000	231987	100.0000	100.0000	0.0000	0.0000

AS BILLED & SHIPPED (H&M) LTD.  
  
 AUTHORIZED SIGNATORY

(I)(b) Statement showing holding of securities (including shares, warrants, convertible securities) of persons belonging to the category "Promoter and Promoter Group"

Sr. No.	Name of the shareholder	Details of Shares held		Encumbered shares		Details of warrants		Details of convertible securities		Total shares (including underlying shares assuming full conversion of warrants and convertible securities) as a % of diluted share capital
		No. of shares held	As a % of grand total (A)+(B)+(C)	No.	As a % of grand total (A)+(B)+(C) of sub-clause (I)(a)	Number of warrants held	As a % total number of warrants of the same class	Number of convertible securities held	As a % total number of convertible securities of the same class	
(I)	(II)	(III)	(IV)	(V)	(VI) = (V)/(II) * 100	(VII)	(IX)	(X)	(XI)	(XII)
1	DEVELOPMENT HOLDINGS ASIA LTD.	322680	51.6288	0	0.00	0	0	0	0	51.6288
	<b>TOTAL</b>	<b>322680</b>	<b>51.6288</b>	<b>0</b>	<b>0.0000</b>	<b>0</b>	<b>0</b>	<b>0</b>	<b>0</b>	<b>51.6288</b>

For MULLER & PHELPS (INDIA) LTD.


  
 AUTHORIZED SIGNATORY

(l)(c)(i) Statement showing holding of securities (including shares, warrants, convertible securities) of persons belonging to the category "Public" and holding more than 1% of the total number of shares

Sr. No.	Name of the shareholder	Number of shares held	Shares as a percentage of total number of shares [i.e., Grand Total (A)+(B)+(C) indicated in Statement at para (l)(a) above]	Details of warrants		Details of convertible securities		Total shares (including underlying full conversion of warrants and convertible securities) as a % of diluted share capital
				As a % total number of warrants of the same class	Number of warrants held	Number of convertible securities held	% w.r.t total number of convertible securities class	
1	Swar Investments & Trading Co Pvt Ltd	56,350	9.0160	0	0	0	0	9.02
2	Satyajyoti Holdings (Pvt) Ltd	49,525	7.9240	0	0	0	0	7.92
3	Dravya Finance Ltd	10,650	1.7040	0	0	0	0	1.70
4	Ormate Talcum Pvt Ltd	7,757	1.2411	0	0	0	0	1.24
	<b>TOTAL</b>	<b>124282</b>	<b>16.9400</b>	<b>0</b>	<b>0</b>	<b>0</b>	<b>0</b>	<b>16.94</b>


(l)(c)(ii) Statement showing holding of securities (including shares, warrants, convertible securities) of persons (together with PAC) belonging to the category "Public" and holding more than 5% of the total number of shares of the company.

Sr. No.	Name(s) of the shareholder(s) and the Persons Acting in Concert (PAC) with them	Number of shares	Shares as a percentage of total number of shares [i.e., Grand Total (A)+(B)+(C) indicated in Statement at para (l)(a) above]	Details of warrants		Details of convertible securities		Total shares (including underlying full conversion of warrants and convertible securities) as a % of diluted share capital
				As a % total number of warrants of the same class	Number of warrants held	Number of convertible securities held	% w.r.t total number of convertible securities class	
1	Swar Investments & Trading Co Pvt Ltd	56,350	9.0160					9.016
2	Satyajyoti Holdings (Pvt) Ltd	49,525	7.9240					7.924
	<b>TOTAL</b>	<b>105875</b>	<b>16.9400</b>					<b>16.94</b>


For MALLIK & PARTNERS (INDIA) LLP.  
  
 AUTHORIZED SIGNATORY

<u>Statement showing details of locked-in shares</u>			
(I)(d)			
Sr. No.	Name of the shareholder	Number of Locked in Shares	Locked-in shares as a percentage of total number of shares [i.e., Grand Total (A)+(B)+(C) indicated in Statement at para (I)(a) above]
1	NIL	NIL	NIL
<b>TOTAL</b>		<b>NIL</b>	<b>NIL</b>

FOR MULLER & PAPPAS (INDIA) LTD.

  
 CHANDRASEKHAR

Statement showing details of Depository Receipts (DRs)					
(II)(a)	Sr. No.	Type of outstanding DR (ADRs, GDRs, SDRs, etc.)	Number of outstanding DRs	Number of shares underlying outstanding DRs	Shares underlying outstanding DRs as a percentage of total number of shares [i.e., Grand Total (A)+(B)+(C) indicated in Statement at para (I)(a) above]
	1	NIL	NIL	NIL	NIL
	<b>TOTAL</b>		<b>NIL</b>	<b>NIL</b>	<b>NIL</b>


For MILLER & PARS (INDIA) LTD.  
  
 AUTHORIZED SIGNATORY

Statement showing holding of Depository Receipts (DRs), where underlying shares held by "Promoter/ Promoter Group" are in excess of 1% of the total number of shares

(II) (b)

Sr. No.	Name of the DR Holder	Type of outstanding DR (ADRs, GDRs, SDRs, etc.)	Number of shares underlying outstanding DRs	Shares underlying outstanding DRs as a percentage of total number of shares [i.e., Grand Total (A)+(B)+(C) indicated in Statement at para (I)(a) above]
1	NIL	NIL	NIL	NIL
	TOTAL	NIL	NIL	NIL

For KULLER & PIPPS (INDIA) LTD.

  
 AUTHORIZED SIGNATORY