



Introductory sub-table (I)(a)

Name of the Company: Acrow India Ltd.				
Scrip Code, Name of the scrip, class of security: BSE CODE :513149, Class: Equity Shares				
Quarter ended: 30.09.2014				
Partly paid-up shares:-		No. of partly paid-up shares	As a % of total no. of partly paid-up shares	As a % of total no. of shares of the company
Held by promoter/promoter group		0	0	0
Held by public		0	0	0
Total - D		0	0	0
Outstanding convertible securities:-		No. of outstanding securities	As a % of total no. of outstanding convertible securities	As a % of total no. of shares of the company, assuming full conversion of the convertible securities
Held by promoter/promoter group		0	0	0
Held by public		0	0	0
Total - E		0	0	0
Warrants:-		No. of warrants	As a % of total no. of warrants	As a % of total no. of shares of the company, assuming full conversion of warrants
Held by promoter/promoter group		0	0	0
Held by public		0	0	0
Total - F		0	0	0
Total paid-up capital of the company, assuming full conversion of warrants and convertible securities			640000	




**Statement Showing Shareholding Pattern**


Category code	Category of Shareholder	Table (I)(a)					Shares Pledged or otherwise encumbered	
		Number of Shareholders	Total number of shares	Number of shares held in dematerialized form	Total shareholding as a percentage of total number of shares		Number of shares	As a percentage
		(iii)	(iv)	(v)	As a percentage of (A+B) <sup>1</sup> (vi)	As a percentage of (A+B+C) (vii)		
(i)	(ii)							
(A)	<b>Shareholding of Promoter and Promoter Group<sup>2</sup></b>							
1	<b>Indian</b>							
(a)	Individuals/ Hindu Undivided Family	5	15300	800	2.39	2.39	0	0.00
(b)	Central Government/ State Government(s)							
(c)	Bodies Corporate	2	333600	0	52.13	52.13	0	0.00
(d)	Financial Institutions/ Banks							
(e)	Any Others (Specify)							
(e-i)								
(e-ii)								
	<b>Sub Total(A)(1)</b>	<b>7</b>	<b>348900</b>	<b>800</b>	<b>54.52</b>	<b>54.52</b>	<b>0</b>	<b>0.00</b>
2	<b>Foreign</b>							
a	Individuals (Non-Residents Individuals/ Foreign Individuals)				0.00	0.00	0	0.00
b	Bodies Corporate				0.00	0.00	0	0.00
c	Institutions				0.00	0.00	0	0.00
d	Any Others (Specify)				0.00	0.00	0	0.00
d-i					0.00	0.00	0	0.00
d-ii					0.00	0.00	0	0.00
	<b>Sub Total(A)(2)</b>	<b>0</b>	<b>0</b>	<b>0</b>	<b>0.00</b>	<b>0.00</b>	<b>0</b>	<b>0.00</b>
	<b>Total Shareholding of Promoter and Promoter Group (A) = (A)(1)+(A)(2)</b>	<b>7</b>	<b>348900</b>	<b>800</b>	<b>54.52</b>	<b>54.52</b>	<b>0</b>	<b>0.00</b>



(B)	Public shareholding												
1	Institutions												
(a)	Mutual Funds/ UTI						0.00	0.00	0		0.00		
(b)	Financial Institutions / Banks						0.00	0.00	0		0.00		
(c)	Central Government/ State Government(s)						0.00	0.00	0		0.00		
(d)	Venture Capital Funds						0.00	0.00	0		0.00		
(e)	Insurance Companies						0.00	0.00	0		0.00		
(f)	Foreign Institutional Investors						0.00	0.00	0		0.00		
(g)	Foreign Venture Capital Investors						0.00	0.00	0		0.00		
(h)	Any Other (specify)						0.00	0.00	0		0.00		
(h-i)							0.00	0.00	0		0.00		
(h-ii)							0.00	0.00	0		0.00		
	Sub-Total (B)(1)	0	0	0	0	0.00	0.00	0.00	0		0.00		
B 2	Non-institutions												
(a)	Bodies Corporate	43	11828		11528	1.85	1.85	1.85	0		0.00		
(b)	Individuals					0.00	0.00	0.00					
i	Individuals - i. Individual shareholders holding nominal share capital up to Rs 1 lakh	1800	257828	203059	40.29	40.29	40.29	40.29	0		0.00		
ii	Individual shareholders holding nominal share capital in excess of Rs. 1 lakh.	1	14525	14525	2.27	2.27	2.27	2.27	0		0.00		
(c)	Any Other (specify)												
(c-i)	NRIs	8	6919	6919	1.08	1.08	1.08	1.08	0		0.00		
(c-ii)	Clearing Member												
	Sub-Total (B)(2)	1852	291100	236031	45.48	45.48	45.48	45.48	0		0.00		
(B)	Total Public Shareholding (B)=(B) (1)+(B)(2)	1852	291100	236031	45.48	45.48	45.48	45.48	0		0.00		
	TOTAL (A)+(B)	1859	640000	236831	100.00	100.00	100.00	100.00	0		0.00		
(C)	Shares held by Custodians and against which Depository Receipts have been issued												
1	Promoter and Promoter Group					0.00	0.00	0.00	0		0.00		
2	Public					0.00	0.00	0.00	0		0.00		
	Sub-Total (C)	0	0	0	0	0	0	0	0		0		
	GRAND TOTAL (A)+(B)+(C)	1859	640000	236831	100.00	100.00	100.00	100.00	0		0.00		



Sr.No	Notes
1	Nil
2	Nil
3	Nil
4	Nil
5	Nil
6	Nil
7	Nil
8	Nil
9	Nil




*[Handwritten signature]*

(I)(b) Statement showing holding of securities (including shares, warrants, convertible securities) of persons belonging to the category "Promoter and Promoter Group"


Sr. No.	Name of the shareholder	Details of Shares held		Encumbered shares (*)		Details of warrants		Details of convertible securities		Total shares (including underlying shares assuming full conversion of warrants and convertible securities) as a % of diluted share capital
		Number of shares held	As a % of grand total (A) + (B) + (C)	No.	As a percentage of grand total (A) + (B) + (C) of sub-clause (i) (a)	Number of warrants held	As a % total number of warrants of the same class	Number of convertible securities held	As a % total number of convertible securities of the same class	
	(i)	(iii)	(iv)	(v)	(vi) = (v) x (iii) x 100	(viii)	(ix)	(x)	(xi)	(xii)
1	HARSHAVARDHAN B DOSHI	9200	1.44	0	0.00	0	0	0	0	0
2	LALAN AJAY KAPADIA	2200	0.34	0	0.00	0	0	0	0	0
3	NIHAL H DOSHI	1900	0.30	0	0.00	0	0	0	0	0
4	LAMYA H DOSHI	2000	0.31	0	0.00	0	0	0	0	0
5	CARINA FINVEST LIMITED	316000	49.38	0	0.00	0	0	0	0	0
6	THE RAVALGAON SUGAR FARM LIMITED	17600	2.75	0	0.00	0	0	0	0	0
	<b>TOTAL</b>	<b>348900</b>	<b>54.52</b>	<b>0</b>	<b>0.00</b>	<b>0</b>	<b>0</b>	<b>0</b>	<b>0</b>	<b>0</b>

(\*) The term "encumbrance" has the same meaning as assigned to it in regulation 28(3) of the SAST Regulations, 2011



(1)(c)(i) Statement showing holding of securities (including shares, warrants, convertible securities) of persons belonging to the category "Public" and holding more than 1% of the total number of shares

Sr. No.	Name of the shareholder	Number of shares held	Shares as a percentage of total number of shares (i.e., Grand Total (A)+(B)+(C) indicated in Statement at para (i) (a) above)	Details of warrants		Details of convertible securities		Total shares (including underlying shares assuming full conversion of warrants and convertible securities) as a % of diluted share capital
				Number of warrants held	As a % total number of warrants of the same class	Number of convertible securities held	% w.r.t total convertible securities of the same class	
1	PREETI KRISHNAGOPAL CHANDAK	14525	2.27	0	0	0	0	0
2	KAMALINI BAHUBALI	7175	1.12	0	0	0	0	0
<b>TOTAL</b>		<b>21,700</b>	<b>3.39</b>	<b>0</b>	<b>0</b>	<b>0</b>	<b>0</b>	<b>0</b>



**(D)(c)(ii) Statement showing holding of securities (including shares, warrants, convertible securities) of persons (together with PAC) belonging to the category "Public" and holding more than 5% of the total number of shares of the company**

Sr. No.	Name(s) of the shareholder(s) and the Persons Acting in Concert (PAC) with them	Number of shares	Shares as a percentage of total number of shares (i.e., Grand Total (A)+(B)+(C) indicated in Statement at para (I) (a) above)	Details of warrants		Details of convertible securities		Total shares (including underlying shares assuming full conversion of warrants and convertible securities) as a % of diluted share capital
				Number of warrants	As a % total number of warrants of the same class	Number of convertible securities held	% w.r.t total number of convertible securities of the same class	
<b>TOTAL</b>		<b>0</b>	<b>0.00</b>	<b>0</b>	<b>0</b>	<b>0</b>	<b>0</b>	<b>0</b>



*[Handwritten signature]*

(D)(d) Statement showing details of locked-in shares

Sr. No.	Name of the shareholder	Promoter/Non Promoter	Number of locked-in shares	Locked-in shares as a percentage of total number of shares (i.e., Grand Total (A)+(B)+(C) indicated in Statement at para (I) (a) above}
1	-	-	-	0.00
2	-	-	-	0.00
3	-	-	-	0.00
4	-	-	-	0.00
5	-	-	-	0.00
6	-	-	-	0.00
7	-	-	-	0.00
8	-	-	-	0.00
9	-	-	-	0.00
10	-	-	-	0.00
<b>TOTAL</b>			<b>0</b>	<b>0.00</b>






(II)(a) Statement showing details of Depository Receipts (DRs)

Sr. No.	Type of outstanding DR (ADRs, GDRs, SDRs, etc.)	Number of outstanding DRs	Number of shares underlying outstanding DRs	Shares underlying outstanding DRs as a percentage of total number of shares [i.e., Grand Total (A)+(B)+(C) indicated in Statement at para (I)(a) above]
1	-	-	-	0.00
2	-	-	-	0.00
3	-	-	-	0.00
4	-	-	-	0.00
5	-	-	-	0.00
6	-	-	-	0.00
7	-	-	-	0.00
8	-	-	-	0.00
9	-	-	-	0.00
10	-	-	-	0.00
<b>TOTAL</b>		<b>0</b>	<b>0</b>	<b>0.00</b>



**(II)(b) Statement showing holding of Depository Receipts (DRs), where underlying shares held by "promoter/promoter group" are in excess of 1% of the total number of shares**

Sl. No.	Name of the DR Holder	Type of outstanding DR (ADRs, GDRs, SDRs, etc.)	Number of shares underlying outstanding DRs	Shares underlying outstanding DRs as a percentage of total number of shares (i.e., Grand Total (A)+(B)+(C) indicated in Statement at para (D)(a) above)
1			-	0.00
2			-	0.00
3			-	0.00
4			-	0.00
5			-	0.00
6			-	0.00
7			-	0.00
8			-	0.00
9			-	0.00
10			-	0.00
<b>TOTAL</b>			0	0.00



*[Handwritten signature]*