

Introductory sub-table (I)(a)

Name of the Company: THE ANDHRA PETROCHEMICALS LIMITED		
Scrip Code, Name of the scrip, class of security: 500012, Andhra Petro, Equity		
Quarter ended: 30.9.2014		
Partly paid-up shares:-	As a % of total no. of partly paid-up shares	As a % of total no. of shares of the company
Held by promoter/promoter group		#DIV/0!
Held by public		#DIV/0!
Total	0	#DIV/0!
Outstanding convertible securities:- No. of outstanding securities		As a % of total no. of shares of the company, assuming full conversion of the convertible securities
Held by promoter/promoter group		#DIV/0!
Held by public		#DIV/0!
Total	0	#DIV/0!
Warrants:-		As a % of total no. of shares of the company, assuming full conversion of warrants
Held by promoter/promoter group		#DIV/0!
Held by public		#DIV/0!
Total	0	#DIV/0!
Total paid-up capital of the company, assuming full conversion of warrants and convertible securities		84971600
		100

(d-v)	Directors & Their relatives	61	3069774	2758731	3.61	3.61	
(B)	Sub-Total (B)(2)	79692	46644669	38566348	54.90	54.90	0
	Total Public Shareholding (B) = (B)(1)+(B)(2)	79711	46691206	38567748	54.95	54.95	0
	TOTAL (A)+(B)	79716	84971600	76842342	100.00	100.00	28086613
							33.05
(C)	Shares held by Custodians and against Depository Receipts have been issued						
1	Promoter and Promoter Group				0.00	0.00	#DIV/0!
2	Public				0.00	0.00	
	Sub-Total (C)	0	0	0	0	0	0
	GRAND TOTAL (A)+(B)+(C)	79716	84971600	76842342	100.00	100.00	28086613
							33.05



for The Andhra Petrochemicals Limited

K. Baghu Ram

(K. Baghu Ram)

Manager (Finance) & Asst. Company Secretary




Sr.No	Notes
1	NIL

(1)(b) Statement showing holding of securities (including shares, warrants, convertible securities) of persons belonging to the category "Promoter and Promoter Group"

Sr. No.	Name of the shareholder	Details of Shares held		Encumbered shares (*)		Details of warrants		Details of convertible securities		Total shares (including underlying shares assuming full conversion of warrants and convertible securities) as a % of diluted share capital
		Number of shares held	As a % of grand total (A)+(B)+(C)	No.	As a percentage	Number of warrants held	As a % of total number of warrants of the same class	Number of convertible securities held	As a % of total number of convertible securities of the same class	
		(iii)	(iv)	(v)	(vi)=(v)/(iii)*100	(viii)	(ix)	(x)	(xi)	
1	The Andhra Sugars Ltd	20682025	24.34		0.00		#DIV/0!		#DIV/0!	
2	The Andhra Sugars Ltd	7404588	8.71		0.00		#DIV/0!		#DIV/0!	
3	Andhra Pradesh Industrial Development Corporation Ltd	9180000	10.80		0.00		#DIV/0!		#DIV/0!	
4	JOCIL Ltd	1007981	1.19		0.00		#DIV/0!		#DIV/0!	
5	APIDC Venture Capital Ltd	5800	0.01		0.00		#DIV/0!		#DIV/0!	
	TOTAL	38280394	45.05	0	0.00	0	#DIV/0!	0	#DIV/0!	0

(*) The term "encumbrance" has the same meaning as assigned to it in regulation 28(3) of the SAST Regulations, 2011




(D)(c)(i) Statement showing holding of securities (including shares, warrants, convertible securities) of persons belonging to the category "Public" and holding more than 1% of the total number of shares

Sr. No.	Name of the shareholder	Number of shares held	Shares as a percentage of total number of shares {i.e., Grand Total (A)+(B)+(C) indicated in Statement at para (D)(a) above}	Details of warrants		Details of convertible securities		Total shares (including underlying shares assuming full conversion of warrants and convertible securities) as a % of diluted share capital
				Number of warrants held	As a % total number of warrants of the same class	Number of convertible securities held	% w.r.t total number of convertible securities of the same class	
1	KLJ Plasticizers Ltd	1906551	2.24					
2	Sri Bolla Ramesh Kumar	1605208	1.89		#DIV/0!		#DIV/0!	
3	Dr B B Ramaiah	1222810	1.44		#DIV/0!		#DIV/0!	
4	Sri Rajender Prasad Gupta	1163103	1.37		#DIV/0!		#DIV/0!	
5	Sri Kanhaiya Lal Jain	984851	1.16		#DIV/0!		#DIV/0!	
	TOTAL	6882523	8.10	0	#DIV/0!	0	#DIV/0!	0




(D)(c)(ii) Statement showing holding of securities (including shares, warrants, convertible securities) of persons (together with PAC) belonging to the category "Public" and holding more than 5% of the total number of shares of the company

Sr. No.	Name(s) of the shareholder(s) and the Persons Acting in Concert (PAC) with them	Number of shares	Shares as a percentage of total number of shares {i.e., Grand Total (A)+(B)+(C) indicated in Statement at para (I)(a) above}	Details of warrants		Details of convertible securities		Total shares (including underlying shares assuming full conversion of warrants and convertible securities) as a % of diluted share capital
				Number of warrants	As a % total number of warrants of the same class	Number of convertible securities held	% w.r.t total number of convertible securities of the same class	
1			0.00		#DIV/0!		#DIV/0!	
2			0.00		#DIV/0!		#DIV/0!	
TOTAL		0	0.00	0	#DIV/0!	0	#DIV/0!	0



(I)(d) Statement showing details of locked-in shares

Sr. No.	Name of the shareholder	Number of locked-in shares	Locked-in shares as a percentage of total number of shares {i.e., Grand Total (A)+(B)+(C) indicated in Statement at para (I)(a) above}
1			0.00
TOTAL		0	0.00



(II)(a) Statement showing details of Depository Receipts (DRs)

Sr. No.	Type of outstanding DR (ADRs, GDRs, SDRs, etc.)	Number of outstanding DRs	Number of shares underlying outstanding DRs	Shares underlying outstanding DRs as a percentage of total number of shares {i.e., Grand Total (A)+(B)+(C) indicated in Statement at para (D)(a) above}
1				0.00
TOTAL		0	0	0.00



(II)(b) Statement showing holding of Depository Receipts (DRs), where underlying shares held by "promoter/promoter group" are in excess of 1% of the total number of shares

Sr. No.	Name of the DR Holder	Number of shares underlying outstanding DRs	Shares underlying outstanding DRs as a percentage of total number of shares {i.e., Grand Total (A)+(B)+(C) indicated in Statement at para (I)(a) above}
1			0.00
TOTAL		0	0.00

