



## Introductory sub-table (I)(a)

<b>Name of the Company: Ankit Metal &amp; Power Limited</b>			
<b>Scrip Code, Name of the scrip, class of security: 532870 , ANKITMETAL, EQUITY</b>			
<b>Quarter ended: 30th SEPTEMBER, 2014</b>			
<b>Partly paid-up shares:-</b>	<b>No. of partly paid-up shares</b>	<b>As a % of total no. of partly paid-up shares</b>	<b>As a % of total no. of shares of the company</b>
Held by promoter/promoter group	NIL	NIL	NIL
Held by public	NIL	NIL	NIL
<b>Total</b>	<b>NIL</b>	<b>NIL</b>	<b>NIL</b>
<b>Outstanding convertible securities:</b>	<b>No. of outstanding securities</b>	<b>As a % of total no. of outstanding convertible securities</b>	<b>As a % of total no. of shares of the company, assuming full conversion of the convertible securities</b>
Held by promoter/promoter group	NIL	NIL	NIL
Held by public	NIL	NIL	NIL
<b>Total</b>	<b>NIL</b>	<b>NIL</b>	<b>NIL</b>
<b>Warrants:-</b>	<b>No. of warrants</b>	<b>As a % of total no. of warrants</b>	<b>As a % of total no. of shares of the company, assuming full conversion of warrants</b>
Held by promoter/promoter group	NIL	NIL	NIL
Held by public	NIL	NIL	NIL
<b>Total</b>	<b>NIL</b>	<b>NIL</b>	<b>NIL</b>
<b>Total paid-up capital of the company, assuming full conversion of warrants and convertible securities</b>			
		<b>122075500</b>	<b>100</b>



Statement Showing Shareholding Pattern								
Category code	Category of Shareholder	Number of Shareholders	Table (I)(a)		Total shareholding as a percentage of total number of shares		Shares Pledged or otherwise encumbered	
			Total number of shares	Number of shares held in dematerialized form	As a percentage of (A+B) <sup>1</sup>	As a percentage of (A+B+C)	Number of shares	As a percentage
			(IV)	(V)	(VI)	(VII)	(VIII)	(IX)= (VIII)/(IV)*100
(A)	<b>Shareholding of Promoter and Promoter Group<sup>2</sup></b>							
1	<b>Indian</b>							
(a)	Individuals/ Hindu Undivided Family	8	2510500	2510500	2.06	2.06	753150	30.00
(b)	Central Government/ State Government(s)	-	-	-	-	-	-	-
(c)	Bodies Corporate	12	78669500	78669500	64.44	64.44	4991550	6.34
(d)	Financial Institutions/ Banks	-	-	-	-	-	-	-
(e)	Any Others(Specify)	-	-	-	-	-	-	-
	<b>Sub Total(A)(1)</b>	<b>20</b>	<b>81180000</b>	<b>81180000</b>	<b>66.50</b>	<b>66.50</b>	<b>5744700</b>	<b>7.08</b>
2	<b>Foreign</b>							
a	Individuals (Non-Residents Individuals/ Foreign Individuals)	-	-	-	-	-	-	-
b	Bodies Corporate	-	-	-	-	-	-	-
c	Institutions	-	-	-	-	-	-	-
d	Qualified Foreign Investor	-	-	-	-	-	-	-
e	Any Others(Specify)	-	-	-	-	-	-	-
	<b>Sub Total(A)(2)</b>							
	<b>Total Shareholding of Promoter and Promoter Group (A)= (A)(1)+(A)(2)</b>	<b>20</b>	<b>81180000</b>	<b>81180000</b>	<b>66.50</b>	<b>66.50</b>	<b>5744700</b>	<b>7.08</b>
(B)	<b>Public shareholding</b>							
1	<b>Institutions</b>							
(a)	Mutual Funds/ UTI	-	-	-	-	-	-	-
(b)	Financial Institutions/ Banks	1	100	100	0.00	0.00	-	-
(c)	Central Government/ State Government(s)	-	-	-	-	-	-	-
(d)	Venture Capital Funds	-	-	-	-	-	-	-
(e)	Insurance Companies	-	-	-	-	-	-	-
(f)	Foreign Institutional Investors	4	2430240	2430240	1.99	1.99	-	-
(g)	Foreign Venture Capital Investors	-	-	-	-	-	-	-
(h)	Qualified Foreign Investor	-	-	-	-	-	-	-
(i)	Any Other (specify)	-	-	-	-	-	-	-
	<b>Sub-Total (B)(1)</b>	<b>5</b>	<b>2430340</b>	<b>2430340</b>	<b>1.99</b>	<b>1.99</b>		
B 2	<b>Non-institutions</b>							
(a)	Bodies Corporate	278	25095311	25095311	20.56	20.56	-	-
(b)	Individuals							
I	i. Individual shareholders holding nominal share capital up to Rs 1 lakh	5394	4780110	4779989	3.92	3.92	-	-
II	ii. Individual shareholders holding nominal share capital in excess of Rs. 1 lakh	163	7789720	7789720	6.38	6.38	-	-
(c)	Qualified Foreign Investor	-	-	-	-	-	-	-
(d)	Any Other (specify)	-	-	-	-	-	-	-
(d-i)	Directors	-	-	-	-	-	-	-
(d-ii)	Relatives	-	-	-	-	-	-	-
(d-iii)	Clearing Member	115	499499	499499	0.41	0.41	-	-
(d-iv)	Trust	1	358	358	0.00	0.00	-	-
(d-v)	Office Bearers	-	-	-	-	-	-	-
(d-vi)	NRIs	35	286634	286634	0.23	0.23	-	-
(d-vii)	NRN	6	13528	13528	0.01	0.01	-	-
(d-viii)	Foreign National	-	-	-	-	-	-	-
(d-ix)	Foreign Company	-	-	-	-	-	-	-
	<b>Sub-Total (B)(2)</b>	<b>5992</b>	<b>38465160</b>	<b>38465039</b>	<b>31.51</b>	<b>31.51</b>		
(B)	<b>Total Public Shareholding (B)= (B)(1)+(B)(2)</b>	<b>5997</b>	<b>40895500</b>	<b>40895379</b>	<b>33.50</b>	<b>33.50</b>		
	<b>TOTAL (A)+(B)</b>	<b>6017</b>	<b>122075500</b>	<b>122075379</b>	<b>100.00</b>	<b>100.00</b>	<b>5744700</b>	<b>4.71</b>
(C)	<b>Shares held by Custodians and against which Depository Receipts have been issued</b>							
1	Promoter and Promoter Group	-	-	-	-	-	-	-
2	Public	-	-	-	-	-	-	-
	<b>Sub-Total (C)</b>							
	<b>GRAND TOTAL (A)+(B)+(C)</b>	<b>6017</b>	<b>122075500</b>	<b>122075379</b>	<b>100.00</b>	<b>100.00</b>	<b>5744700</b>	<b>4.71</b>






Sr.No	Notes
1	NIL
2	
3	
4	
5	
6	
7	
8	
9	

(I)(b) Statement showing holding of securities (including shares, warrants, convertible securities) of persons belonging to the category "Promoter and Promoter Group"


Sr. No.	Name of the shareholder	Details of Shares held		Encumbered shares (*)			Details of warrants		Details of convertible securities		Total shares (including underlying full conversion of warrants and convertible securities) as a % of diluted share capital
		Number of shares held	As a % of grand total (A)+(B)+(C)	No.	As a percentage (VI)=(V)/(III)*100	As a % of grand total (A)+(B)+(C) of sub-clause (I)(a)	Number of warrants held	As a % total number of warrants of the same class	Number of convertible securities held	As a % total number of convertible securities of the same class	
(I)	(II)	(III)	(IV)	(V)	(VI)	(VII)	(VIII)	(IX)	(X)	(XI)	(XII)
	<b>Directors &amp; their relatives:</b>										
1	Ankit Patni	900100	0.74	100	0.01	0.00	-	-	-	-	0.74
2	Rohit Patni	730000	0.60	341306	46.75	0.28	-	-	-	-	0.60
3	Suresh Kumar Patni	505000	0.41	236177	46.77	0.19	-	-	-	-	0.41
4	Sarita Patni	375400	0.31	175567	46.77	0.14	-	-	-	-	0.31
	<b>Bodies Coporate:</b>										
1	Invesco Finance Private Limited	11321500	9.27	-	-	-	-	-	-	-	9.27
2	Vasupriya Enterprises Private Limited	10370000	8.49	3111000	30.00	2.55	-	-	-	-	8.49
3	VNG Mercantiles Private Limited	9008975	7.38	-	-	-	-	-	-	-	7.38
4	Nucore Exports Private Limited	10820775	8.86	-	-	-	-	-	-	-	8.86
5	Shreyansh Leafin Private Limited	11065000	9.06	-	-	-	-	-	-	-	9.06
6	Whitestone Suppliers Private Limited	10075000	8.25	-	-	-	-	-	-	-	8.25
7	Arthodock Vinimay Private Limited	8874750	7.27	-	-	-	-	-	-	-	7.27
8	Poddar Mech Tech Services Private Limited	3640000	2.98	1092000	30.00	0.89	-	-	-	-	2.98
9	Suanvi Trading & Investment Co. Private Limited	3493500	2.86	788550	22.57	0.65	-	-	-	-	2.86
<b>TOTAL</b>		<b>81180000</b>	<b>66.50</b>	<b>5744700</b>	<b>7.08</b>	<b>4.71</b>					<b>66.50</b>

(\*) The term "encumbrance" has the same meaning as assigned to it in regulation 28(3) of the SAST Regulations, 2011



**(1)(c)(i) Statement showing holding of securities (including shares, warrants, convertible securities) of persons belonging to the category "Public" and holding more than 1% of the total number of shares**

Sr. No.	Name of the shareholder	Number of shares held	Shares as a percentage of total number of shares (i.e., Grand Total (A)+(B)+(C) indicated in Statement at para (1)(a) above)	Details of warrants		Details of convertible securities		Total shares (including underlying shares assuming full conversion of warrants and convertible securities) as a % of diluted share capital
				Number of warrants held	As a % total number of warrants of the same class	Number of convertible securities held	% w.r.t total number of convertible securities of the same class	
1	Singrodia Bros Holdings Private Limited	3000000	2.46	-	-	-	-	2.46
2	Rotomac Vinimay Private Limited	2971000	2.43	-	-	-	-	2.43
3	Silverpoint Infitech Limited	2650000	2.17	-	-	-	-	2.17
<b>TOTAL</b>		<b>8621000</b>	<b>7.06</b>	-	-	-	-	<b>7.06</b>



(D)(c)(ii) Statement showing holding of securities (including shares, warrants, convertible securities) of persons (together with PAC) belonging to the category "Public" and holding more than 5% of the total number of shares of the company

Sr. No.	Name(s) of the shareholder(s) and the Persons Acting in Concert (PAC) with them	Number of shares	Shares as a percentage of total number of shares (i.e., Grand Total (A)+(B)+(C) indicated in Statement at para (I)(a) above)	Details of warrants		Details of convertible securities		Total shares (including underlying shares assuming full conversion of warrants and convertible securities) as a % of diluted share capital
				Number of warrants	As a % total number of warrants of the same class	Number of convertible securities held	% w.r.t total number of convertible securities of the same class	
1	NIL	NIL	NIL	NIL	NIL	NIL	NIL	NIL
2								
3								
<b>TOTAL</b>								



(I)(d) Statement showing details of locked-in shares

Sr. No.	Name of the shareholder	Number of locked-in shares	Locked-in shares as a percentage of total number of shares (i.e., Grand Total (A)+(B)+(C) indicated in Statement at para (I)(a) above}
1	Arthodock Vinimay Private Limited	8874750	7.27
2	Invesco Finance Private Limited	11321500	9.27
3	Nucore Exports Private Limited	10820775	8.86
4	Shreyansh Leafin Private Limited	11065000	9.06
5	VNG Mercantiles Private Limited	9008975	7.38
6	Whitestone Suppliers Private Limited	10075000	8.25
7	Rotomac Vinimay Private Limited	2971000	2.43
8	Singrodia Bros. Holding Private Limited	3000000	2.46
9	Silverpoint Infratech Limited	2650000	2.17
<b>TOTAL</b>		<b>69787000</b>	<b>57.17</b>



(II)(a) Statement showing details of Depository Receipts (DRs)

Sr. No.	Type of outstanding DR (ADRs, GDRs, SDRs, etc.)	Number of outstanding DRs	Number of shares underlying outstanding DRs	Shares underlying outstanding DRs as a percentage of total number of shares {i.e., Grand Total (A)+(B)+(C) indicated in Statement at para (I)(a) above}
1	NIL	NIL	NIL	NIL
2				
3				
<b>TOTAL</b>				





(II)(b) Statement showing holding of Depository Receipts (DRs), where underlying shares held by "promoter/promoter group" are in excess of 1% of the total number of shares

Sr. No.	Name of the DR Holder	Type of outstanding DR (ADRs, GDRs, SDRs, etc.)	Number of shares underlying outstanding DRs	Shares underlying outstanding DRs as a percentage of total number of shares (i.e., Grand Total (A)+(B)+(C) indicated in Statement at para (I)(a) above)
1	NIL	NIL	NIL	NIL
2				
3				
<b>TOTAL</b>				

