

Introductory sub-table (I)(a)			
Name of the Company: AuSom Enterprise Limited			
Scrip Code, Name of the scrip, class of security: 509009, AUSOMENT, EQUITY			
Quarter ended: September 2014			
Partly paid-up shares:-	No. of partly paid-up shares	As a % of total no. of partly paid-up shares	As a % of total no. of shares of the company
Held by promoter/promoter group	N.A.	N.A.	N.A.
Held by public	N.A.	N.A.	N.A.
<b>Total - D</b>	<b>N.A.</b>	<b>N.A.</b>	<b>N.A.</b>
Outstanding convertible securities:	No. of outstanding securities	As a % of total no. of outstanding convertible securities	As a % of total no. of shares of the company, assuming full conversion of the convertible securities
Held by promoter/promoter group	N.A.	N.A.	N.A.
Held by public	N.A.	N.A.	N.A.
<b>Total - E</b>	<b>N.A.</b>	<b>N.A.</b>	<b>N.A.</b>
Warrants:-	No. of warrants	As a % of total no. of warrants	As a % of total no. of shares of the company, assuming full conversion of warrants
Held by promoter/promoter group	N.A.	N.A.	N.A.
Held by public	N.A.	N.A.	N.A.
<b>Total - F</b>	<b>N.A.</b>	<b>N.A.</b>	<b>N.A.</b>
<b>Total paid-up capital of the company, assuming full conversion of warrants and convertible securities</b>			<b>13623552</b>




**Statement Showing Shareholding Pattern**  
**Name of the Company : AuSom Enterprise Limited**  
**Scrip Code: 509009, Symbol: AUSOMENT,**  
**Quarter Ended : 30th September, 2014**

Category code	Category of Shareholder	Number of Shareholders	Table (I)(a)		Total shareholding as a percentage of total number of shares		Shares Pledged or otherwise encumbered	
			Total number of shares	Number of shares held in dematerialized form	As a percentage of (A+B) <sup>1</sup>	As a percentage of (A+B+C)	Number of shares	As a percentage
			(IV)	(V)	(VI)	(VII)	(VIII)	(IX)= (VIII)/(IV)*100
(A)	<b>Shareholding of Promoter and Promoter Group<sup>2</sup></b>							
<b>1</b>	<b>Indian</b>							
(a)	Individuals/ Hindu Undivided Family	10	10040000	10040000	73.70	73.70	0	0.00
(b)	Central Government/ State Government(s)	0	0	0	0.00	0.00	0	0.00
(c)	Bodies Corporate	0	0	0	0.00	0.00	0	0.00
(d)	Financial Institutions/ Banks	0	0	0	0.00	0.00	0	0.00
(e)	Any Others(Specify)	0	0	0	0.00	0.00	0	0.00
(e-i)		0	0	0	0.00	0.00	0	0.00
(e-ii)		0	0	0	0.00	0.00	0	0.00
	<b>Sub Total(A)(1)</b>	<b>10</b>	<b>10040000</b>	<b>10040000</b>	<b>73.70</b>	<b>73.70</b>	<b>0</b>	<b>0.00</b>
<b>2</b>	<b>Foreign</b>							
a	Individuals (Non-Residents Individuals/ Foreign Individuals)	0	0	0	0.00	0.00	0	0.00
b	Bodies Corporate	0	0	0	0.00	0.00	0	0.00
c	Institutions	0	0	0	0.00	0.00	0	0.00
d	Qualified Foreign Investor	0	0	0	0.00	0.00	0	0.00
e	Any Others(Specify)	0	0	0	0.00	0.00	0	0.00
e-i		0	0	0	0.00	0.00	0	0.00
e-ii		0	0	0	0.00	0.00	0	0.00
	<b>Sub Total(A)(2)</b>	<b>0</b>	<b>0</b>	<b>0</b>	<b>0.00</b>	<b>0.00</b>	<b>0</b>	<b>0.00</b>
(A)	<b>Total Shareholding of Promoter and Promoter Group (A)= (A)(1)+(A)(2)</b>	<b>10</b>	<b>10040000</b>	<b>10040000</b>	<b>73.70</b>	<b>73.70</b>	<b>0</b>	<b>0.00</b>
(B)	<b>Public shareholding</b>							
<b>1</b>	<b>Institutions</b>							
(a)	Mutual Funds/ UTI	0	0	0	0.00	0.00	0	0.00
(b)	Financial Institutions / Banks	0	0	0	0.00	0.00	0	0.00
(c)	Central Government/ State Government(s)	1	200	200	0.0015	0.0015	0	0.00
(d)	Venture Capital Funds	0	0	0	0.00	0.00	0	0.00
(e)	Insurance Companies	0	0	0	0.00	0.00	0	0.00
(f)	Foreign Institutional Investors	0	0	0	0.00	0.00	0	0.00
(g)	Foreign Venture Capital Investors	0	0	0	0.00	0.00	0	0.00
(h)	Qualified Foreign Investor	0	0	0	0.00	0.00	0	0.00
(i)	Any Other (specify)	0	0	0	0.00	0.00	0	0.00
(i-i)		0	0	0	0.00	0.00	0	0.00
(i-ii)		0	0	0	0.00	0.00	0	0.00
	<b>Sub-Total (B)(1)</b>	<b>1</b>	<b>200</b>	<b>200</b>	<b>0.0015</b>	<b>0.0015</b>	<b>0.00</b>	<b>0.00</b>
<b>B 2</b>	<b>Non-institutions</b>							
(a)	Bodies Corporate	60	97194	75394	0.71	0.71	0	0.00
(b)	Individuals							
I	i. Individual shareholders holding nominal share capital up to Rs 1 lakh	5867	2182092	1233913	16.02	16.02	0	0.00
II	ii. Individual shareholders holding nominal share capital in excess of Rs. 1 lakh.	26	1194912	1183862	8.77	8.77	0	0.00
(c)	Qualified Foreign Investor	0	0	0	0.00	0.00	0	0.00
(d)	Any Other (specify)	0	0	0	0.00	0.00	0	0.00
(d-i)	Clearing Member	16	88888	88888	0.65	0.65	0	0.00
(d-ii)	Non Resident Indians (REPAT)	10	4316	4316	0.03	0.03	0	0.00
(d-iii)	Non Resident Indians (NON REPAT)	9	15950	6350	0.12	0.12	0	0.00
	<b>Sub-Total (B)(2)</b>	<b>5988</b>	<b>3583352</b>	<b>2592723</b>	<b>26.30</b>	<b>26.30</b>	<b>0</b>	<b>0.00</b>
(B)	<b>Total Public Shareholding (B)= (B)(1)+(B)(2)</b>	<b>5989</b>	<b>3583552</b>	<b>2592923</b>	<b>26.30</b>	<b>26.30</b>	<b>0</b>	<b>0.00</b>
	<b>TOTAL (A)+(B)</b>	<b>5999</b>	<b>13623552</b>	<b>12632923</b>	<b>100.00</b>	<b>100.00</b>	<b>0</b>	<b>0.00</b>
(C)	<b>Shares held by Custodians and against which Depository Receipts have been issued</b>							
<b>1</b>	<b>Promoter and Promoter Group</b>	<b>0</b>	<b>0</b>	<b>0</b>	<b>0</b>	<b>0.00</b>	<b>0</b>	<b>0.00</b>
<b>2</b>	<b>Public</b>	<b>0</b>	<b>0</b>	<b>0</b>	<b>0</b>	<b>0.00</b>	<b>0</b>	<b>0.00</b>
	<b>Sub-Total (C)</b>	<b>0</b>	<b>0</b>	<b>0</b>	<b>0</b>	<b>0</b>	<b>0</b>	<b>0</b>
	<b>GRAND TOTAL (A)+(B)+(C)</b>	<b>5999</b>	<b>13623552</b>	<b>12632923</b>	<b>100.00</b>	<b>100.00</b>	<b>0</b>	<b>0.00</b>



Sr.No	Notes
1	N.A.
2	N.A.
3	N.A.
4	N.A.
5	N.A.
6	N.A.
7	N.A.
8	N.A.
9	N.A.






(I)(b) Statement showing holding of securities (including shares, warrants, convertible securities) of persons belonging to the category "Promoter and Promoter Group"

Sr. No.	Name of the shareholder	Details of Shares held		Encumbered shares (*)		Details of warrants		Details of convertible securities		Total shares (including underlying shares assuming full conversion of warrants and convertible securities) as a % of diluted share capital
		Number of shares held	As a % of grand total (A)+(B)+(C)	No.	As a percentage (V)=(V)/(III)*100	As a % of grand total (A)+(B)+(C) of sub-clause (I)(a)	Number of warrants held	As a % of total number of warrants of the same class	Number of convertible securities held	
(i)	(ii)	(iii)	(iv)	(v)	(vi)=(v)/(iii)*100	(vii)	(viii)	(ix)	(x)	(xi)
1	KISHOR PRANJIVANDAS MANDALIYA	1189102	8.73	NIL	NIL	NIL	NIL	NIL	NIL	NIL
2	MANDALIA VIPULKUMAR ZAVERILAL	836420	6.14	NIL	NIL	NIL	NIL	NIL	NIL	NIL
3	ZAVERILAL V. MANDALIA	804547	5.91	NIL	NIL	NIL	NIL	NIL	NIL	NIL
4	CHANDRESH Z. MANDALIA	797647	5.85	NIL	NIL	NIL	NIL	NIL	NIL	NIL
5	SAVITRI DAYARAM PAWANI	5020000	36.85	NIL	NIL	NIL	NIL	NIL	NIL	NIL
6	BHARAT PRANJIVANDAS MANDALIA	364693	2.68	NIL	NIL	NIL	NIL	NIL	NIL	NIL
7	ARUNABEN KISHORBHAI MANDALIA	65829	0.48	NIL	NIL	NIL	NIL	NIL	NIL	NIL
8	FENNYBEN C. MANDALIA	38883	0.29	NIL	NIL	NIL	NIL	NIL	NIL	NIL
9	DAXABEN BHARATBHAI MANDALIA	890572	6.54	NIL	NIL	NIL	NIL	NIL	NIL	NIL
10	PRAFULLABEN Z. MANDALIA	32307	0.24	NIL	NIL	NIL	NIL	NIL	NIL	NIL
<b>TOTAL</b>		<b>10040000</b>	<b>73.70</b>	<b>NIL</b>	<b>NIL</b>	<b>NIL</b>	<b>NIL</b>	<b>NIL</b>	<b>NIL</b>	<b>NIL</b>

(\*) The term "encumbrance" has the same meaning as assigned to it in regulation 28(3) of the SAST Regulations, 2011





**(D)(C)(i) Statement showing holding of securities (including shares, warrants, convertible securities) of persons belonging to the category "Public" and holding more than 1% of the total number of shares**

Sr. No.	Name of the shareholder	Number of shares held	Shares as a percentage of total number of shares {i.e., Grand Total (A)+(B)+(C) indicated in Statement at para (D)(a) above}	Details of warrants		Details of convertible securities		Total shares (including underlying shares assuming full conversion of warrants and convertible securities) as a % of diluted share capital
				Number of warrants held	As a % total number of warrants of the same class	Number of convertible securities held	% w.r.t total number of convertible securities of the same class	
1	MINESH MADHUSUDAN SONI	482812	3.54	NIL	NIL	NIL	NIL	NIL
	<b>TOTAL</b>	<b>482812</b>	<b>3.54</b>	<b>NIL</b>	<b>NIL</b>	<b>NIL</b>	<b>NIL</b>	<b>NIL</b>




**(D)(c)(ii) Statement showing holding of securities (including shares, warrants, convertible securities) of persons (together with PAC) belonging to the category "Public" and holding more than 5% of the total number of shares of the company**

Sr. No.	Name(s) of the shareholder(s) and the Persons Acting in Concert (PAC) with them	Number of shares	Shares as a percentage of total number of shares f.e., Grand Total in Statement at para (D)(a) above}	Details of warrants		Details of convertible securities		Total shares (including underlying shares assuming full conversion of warrants and convertible securities) as a % of diluted share capital
				Number of warrants	As a % total number of warrants of the same class	Number of convertible securities held	% w.r.t total number of convertible securities of the same class	
1	NIL	NIL	NIL	NIL	NIL	NIL	NIL	NIL
2	NIL	NIL	NIL	NIL	NIL	NIL	NIL	NIL
3	NIL	NIL	NIL	NIL	NIL	NIL	NIL	NIL
4	NIL	NIL	NIL	NIL	NIL	NIL	NIL	NIL
5	NIL	NIL	NIL	NIL	NIL	NIL	NIL	NIL
6	NIL	NIL	NIL	NIL	NIL	NIL	NIL	NIL
<b>TOTAL</b>		<b>NIL</b>	<b>NIL</b>	<b>NIL</b>	<b>NIL</b>	<b>NIL</b>	<b>NIL</b>	<b>NIL</b>



**(D)(d) Statement showing details of locked-in shares**

Sr. No.	Name of the shareholder	Number of locked-in shares	Locked-in shares as a percentage of total number of shares {i.e., Grand Total (A)+(B)+(C) indicated in Statement at para (D)(a) above}
1	NIL	NIL	NIL
2	NIL	NIL	NIL
3	NIL	NIL	NIL
4	NIL	NIL	NIL
5	NIL	NIL	NIL
6	NIL	NIL	NIL
7	NIL	NIL	NIL
8	NIL	NIL	NIL
9	NIL	NIL	NIL
<b>TOTAL</b>		<b>NIL</b>	<b>NIL</b>





(11)(a) Statement showing details of Depository Receipts (DRs)

Sr. No.	Type of outstanding DR (ADRs, GDRs, SDRs, etc.)	Number of outstanding DRs	Number of shares underlying outstanding DRs	Shares underlying outstanding DRs as a percentage of total number of shares {i.e., Grand Total (A)+(B)+(C) indicated in Statement at para (1)(a) above}
1	NIL	NIL	NIL	NIL
2	NIL	NIL	NIL	NIL
3	NIL	NIL	NIL	NIL
4	NIL	NIL	NIL	NIL
5	NIL	NIL	NIL	NIL
6	NIL	NIL	NIL	NIL
7	NIL	NIL	NIL	NIL
8	NIL	NIL	NIL	NIL
9	NIL	NIL	NIL	NIL
TOTAL		NIL	NIL	NIL



**(II)(b) Statement showing holding of Depository Receipts (DRs), where underlying shares held by "promoter/promoter group" are in excess of 1% of the total number of shares**

Sr. No.	Name of the DR Holder	Type of outstanding DR (ADRs, GDRs, SDRs, etc.)	Number of shares underlying outstanding DRs	Shares underlying outstanding DRs as a percentage of total number of shares (i.e., Grand Total (A)+(B)+(C) indicated in Statement at para (I)(a) above)
1	NIL	NIL	NIL	NIL
2	NIL	NIL	NIL	NIL
3	NIL	NIL	NIL	NIL
4	NIL	NIL	NIL	NIL
5	NIL	NIL	NIL	NIL
6	NIL	NIL	NIL	NIL
7	NIL	NIL	NIL	NIL
8	NIL	NIL	NIL	NIL
9	NIL	NIL	NIL	NIL
<b>TOTAL</b>				NIL

