


BF UTILITIES


Introductory sub-table (I)(a)

Name of the Company: BF UTILITIES LIMITED		CIN : L40108PN2000PLC015323	
Scrip Code, Name of the scrip, class of security: 532430, BFUTILITIE, EQUITY			
Quarter ended: 30TH SEPTEMBER, 2014			
Partly paid-up shares:-			
	No. of partly paid-up shares	As a % of total no. of partly paid-up shares	As a % of total no. of shares of the company
Held by promoter/promoter group		#DIV/0!	0
Held by public		#DIV/0!	0
Total	0	#DIV/0!	0
Outstanding convertible securities:-			
	No. of outstanding securities	As a % of total no. of outstanding convertible securities	As a % of total no. of shares of the company, assuming full conversion of the convertible securities
Held by promoter/promoter group		#DIV/0!	0
Held by public		#DIV/0!	0
Total	0	#DIV/0!	0
Warrants:-			
	No. of warrants	As a % of total no. of warrants	As a % of total no. of shares of the company, assuming full conversion of warrants
Held by promoter/promoter group		#DIV/0!	0
Held by public		#DIV/0!	0
Total	0	#DIV/0!	0
Total paid-up capital of the company, assuming full conversion of warrants and convertible securities		37667628	



BF UTILITIES

Statement Showing Shareholding Pattern										
Category code	Category of Shareholder	Number of Shareholders	Table (I)(a)				Total shareholding as a percentage of total number of shares		Number of shares	Shares Pledged or otherwise encumbered
			Total number of shares	Number of shares held in dematerialized form	As a percentage of (A+B) ¹	As a percentage of (A+B+C)	As a percentage of (A+B+C)	As a percentage of (IX) = (VIII)/(IV)*100		
(I)	(II)	(III)	(IV)	(V)	(VI)	(VII)	(VIII)	(IX)	(X)	
(A)	Shareholding of Promoter and Promoter Group ²									
1	Indian									
(a)	Individuals/ Hindu Undivided Family	8	103033	103025	0.27	0.27			0.00	
(b)	Central Government/ State Government(s)									
(c)	Bodies Corporate				0.00	0.00			#DIV/0!	
(d)	Financial Institutions/ Banks	15	24621399	24621399	65.36	65.36	1851852		7.52	
(e)	Any Others(Specify)				0.00	0.00			#DIV/0!	
(e-i)					0.00	0.00			#DIV/0!	
(e-ii)					0.00	0.00			#DIV/0!	
	Sub Total(A)(1)	23	24724432	24724424	65.64	65.64	1851852		7.49	
2	Foreign									
a	Individuals (Non-Residents Individuals/ Foreign Individuals)				0.00	0.00			#DIV/0!	
b	Bodies Corporate				0.00	0.00			#DIV/0!	
c	Institutions				0.00	0.00			#DIV/0!	
d	Qualified Foreign Investor				0.00	0.00			#DIV/0!	
e	Any Others(Specify)				0.00	0.00			#DIV/0!	
e-i					0.00	0.00			#DIV/0!	
e-ii					0.00	0.00			#DIV/0!	
	Sub Total(A)(2)	0	0	0	0.00	0.00	0		#DIV/0!	
	Total Shareholding of Promoter and Promoter Group (A)= (A)(1)+(A)(2)	23	24724432	24724424	65.64	65.64	1851852		7.49	




BF UTILITIES

	Public shareholding									
(B)	I									
	Institutions									
(a)	Mutual Funds/ UTI	9	30752	30582	0.08	0.08				
(b)	Financial Institutions/ Banks	16	32317	30613	0.09	0.09	27043		83.68	
(c)	Central Government/ State Government(s)	-	-	-	0.00	0.00				
(d)	Venture Capital Funds	-	-	-	0.00	0.00				
(e)	Insurance Companies	1	31549	31549	0.08	0.08				
(f)	Foreign Institutional Investors	12	283336	283336	0.75	0.75				
(g)	Foreign Venture Capital Investors	-	-	-	0.00	0.00				
(h)	Qualified Foreign Investor	-	-	-	0.00	0.00				
(i)	Any Other (specify)	-	-	-	0.00	0.00				
(i-ii)		-	-	-	0.00	0.00				
(i-ii)		-	-	-	0.00	0.00				
	Sub-Total (B)(1)	38	377954	376080	1.00	1.00	27043		7.16	
B 2	Non-institutions									
(a)	Bodies Corporate	805	4007440	2427187	10.64	10.64	429270		10.71	
(b)	Individuals				0.00	0.00				
	I									
	Individuals - i. Individual shareholders holding nominal share capital up to Rs 1 lakh	36505	5990581	5198434	15.90	15.90	112350		1.88	
	II									
	ii. Individual shareholders holding nominal share capital in excess of Rs. 1 lakh.	31	2221769	2221769	5.90	5.90	185110		8.33	
(c)	Qualified Foreign Investor	-	-	-	0.00	0.00				
(d)	Any Other (specify)	-	-	-	0.00	0.00				
(d-i)	Clearing Member	317	211147	211147	0.56	0.56	27081		12.83	
(d-ii)	Non Resident Indian (Repat)	209	93746	91905	0.25	0.25	0		0.00	
(d-iii)	Non Resident Indian (Non Repat)	93	38639	35485	0.10	0.10	0		0.00	
(d-iv)	Overseas Bodies Corporates	1	350	350	0.00	0.00				
(d-v)	Trusts	8	1570	1570	0.00	0.00				
	Sub-Total (B)(2)	37969	12565242	10187847	33.36	33.36	753811		6.00	
(B)	Total Public Shareholding (B)= (B)(1)+(B)(2)	38007	12943196	10563927	34.36	34.36	780854		6.03	
	TOTAL (A)+(B)	38030	37667628	35288351	100.00	100.00	2632706		6.99	




BF UTILITIES

(C)	Shares held by Custodians and against which Depository Receipts have been issued	-	-	-	-	-	-	-	-	-	-	-
1	Promoter and Promoter Group	-	-	-	-	-	-	-	-	-	-	-
2	Public	-	-	-	-	-	-	-	-	-	-	-
	Sub-Total (C)	0	0	0	0	0	0	0	0	0	0	0
	GRAND TOTAL (A)+(B)+(C)	38030	37667628	35288351	100.00	100.00	100.00	100.00	2632706	6.99		



BF UTILITIES

Sr.No	Notes
1	
2	
3	
4	
5	
6	
7	
8	
9	



BF UTILITIES

(1)(b) Statement showing holding of securities (including shares, warrants, convertible securities) of persons belonging to the category "Promoter and Promoter Group"

Sl. No.	Name of the shareholder	Details of Shares held		Encumbered shares (%)		Details of warrants		Details of convertible securities		Total shares (including underlying shares assuming full conversion of warrants and convertible securities) as a % of diluted share capital
		Number of shares held	As a % of grand total (A)+(B)+(C)	No.	As a percentage (Vj)=(Vj)/(Hj)*100	As a % of grand total (A)+(B)+(C) of sub-clause (D)(a)	Number of warrants held	As a % of total number of warrants of the same class	Number of convertible securities held	
		(Hj)	(Vj)	(Vj)	(Vj)=(Vj)/(Hj)*100	(Vij)	(Vij)	(Vij)	(Vij)	(Xij)
1	BABASAHEB NEELKANTH KALYANI -Promoter	7204	0.02	-	0.00	-	#DIV/0!	-	#DIV/0!	-
2	AJINKYA INVESTMENT AND TRADING COMPANY	10292103	27.32	-	0.00	-	#DIV/0!	-	#DIV/0!	-
3	KALYANI INVESTMENT COMPANY LIMITED	6195046	16.45	-	0.00	-	#DIV/0!	-	#DIV/0!	-
4	KSL HOLDINGS PRIVATE LIMITED	4353472	11.56	1,851,852	42.54	4,92	#DIV/0!	-	#DIV/0!	-
5	PIH FINVEST COMPANY LIMITED	1424885	3.78	-	0.00	-	#DIV/0!	-	#DIV/0!	-
6	BF INVESTMENT LIMITED	1187903	3.15	-	0.00	-	#DIV/0!	-	#DIV/0!	-
7	JANNHAVI INVESTMENT PRIVATE LIMITED	458514	1.22	-	0.00	-	#DIV/0!	-	#DIV/0!	-
8	SUNDARAM TRADING AND INVESTMENT PVT LTD	211103	0.56	-	0.00	-	#DIV/0!	-	#DIV/0!	-
9	RAJGAD TRADING COMPANY PVT.LTD.	151674	0.40	-	0.00	-	#DIV/0!	-	#DIV/0!	-
10	KALYANI CONSULTANTS PVT.LTD.	149500	0.40	-	0.00	-	#DIV/0!	-	#DIV/0!	-
11	DANDAKARANYA INVESTMENT AND TRADING PVT.LTD.	93700	0.25	-	0.00	-	#DIV/0!	-	#DIV/0!	-
12	CAMPANULA INVESTMENT & FINANCE PVT.LTD	56189	0.15	-	0.00	-	#DIV/0!	-	#DIV/0!	-
13	CORNFLOWER INVESTMENT & FINANCE PVT.LTD	39600	0.11	-	0.00	-	#DIV/0!	-	#DIV/0!	-
14	HASTINAPUR INVESTMENT & TRADING PVT.LTD	4567	0.01	-	0.00	-	#DIV/0!	-	#DIV/0!	-
15	DRONACHARYA INVESTMENT & TRADING PVT.LTD	3143	0.01	-	0.00	-	#DIV/0!	-	#DIV/0!	-
	Relatives of Promoters									
16	GAURISHANKAR NEELKANTH KALYANI	63779	0.17	-	0.00	-	#DIV/0!	-	#DIV/0!	-
17	AMIT BABASAHEB KALYANI	28270	0.08	-	0.00	-	#DIV/0!	-	#DIV/0!	-
18	ROHINI GAURISHANKAR KALYANI	2000	0.01	-	0.00	-	#DIV/0!	-	#DIV/0!	-
19	DR. MEERA KHENY	700	0.00	-	0.00	-	#DIV/0!	-	#DIV/0!	-
20	ASHOK KUMAR KHENY	672	0.00	-	0.00	-	#DIV/0!	-	#DIV/0!	-
21	SUGANDHA JAI HIREMATH	400	0.00	-	0.00	-	#DIV/0!	-	#DIV/0!	-
22	SULOCHANA NEELKANTH KALYANI Jointly Mr.B.N.Kalyani	8	0.00	-	0.00	-	#DIV/0!	-	#DIV/0!	-
	TOTAL	24724432	65.64	1,851,852	7.49	4.92	0	#DIV/0!	0	#DIV/0!

(*) The term "encumbrance" has the same meaning as assigned to it in regulation 28(3) of the SAST Regulations, 2011



BF UTILITIES

(D)(c)(i) Statement showing holding of securities (including shares, warrants, convertible securities) of persons belonging to the category "Public" and holding more than 1% of the total number of shares


Sr. No.	Name of the shareholder	Number of shares held	Shares as a percentage of total number of shares (i.e., Grand Total (A)+(B)+(C) indicated in Statement at para (I)(a) above)	Details of warrants		Details of convertible securities		Total shares (including underlying shares assuming full conversion of warrants and convertible securities) as a % of diluted share capital
				Number of warrants held	As a % total number of warrants of the same class	Number of convertible securities held	% w.r.t total number of convertible securities of the same class	
1	Krutadnya Management and Trading Services LLP	1568600	4.16	-	#DIV/0!	-	#DIV/0!	
TOTAL		1568600	4.16	0	#DIV/0!	0	#DIV/0!	0



BF UTILITIES

(D)(c)(ii) Statement showing holding of securities (including shares, warrants, convertible securities) of persons (together with PAC) belonging to the category "Public" and holding more than 5% of the total number of shares of the company


Sr. No.	Name(s) of the shareholder(s) and the Persons Acting in Concert (PAC) with them	Number of shares	Shares as a percentage of total number of shares {i.e., Grand Total (A)+(B)+(C) indicated in Statement at para (D)(a) above}	Details of warrants		Details of convertible securities		Total shares (including underlying shares assuming full conversion of warrants and convertible securities) as a % of diluted share capital
				Number of warrants	As a % total number of warrants of the same class	Number of convertible securities held	% w.r.t total number of convertible securities of the same class	
1	NIL	0	0.00	-	#DIV/0!	-	#DIV/0!	
TOTAL		0	0.00	0	#DIV/0!	0	#DIV/0!	0



BF UTILITIES

(D)(d) Statement showing details of locked-in shares


Sr. No.	Name of the shareholder	Number of locked-in shares	Locked-in shares as a percentage of total number of shares {i.e., Grand Total (A)+(B)+(C) indicated in Statement at para (D)(a) above}	Promoter / Promoter Group / Public
1	NIL	-	0.00	
TOTAL		0	0.00	



BF UTILITIES

(II)(a) Statement showing details of Depository Receipts (DRs)

Sr. No.	Type of outstanding DR (ADRs, GDRs, SDRs, etc.)	Number of outstanding DRs	Number of shares underlying outstanding DRs	Shares underlying outstanding DRs as a percentage of total number of shares {i.e., Grand Total (A)+(B)+(C) indicated in Statement at para (I)(a) above}
1	NIL		-	0.00
				0.00
TOTAL		0	0	0.00



BF UTILITIES

(II)(b) Statement showing holding of Depository Receipts (DRs), where underlying shares held by "promoter/promoter group" are in excess of 1% of the total number of shares

Sr. No.	Name of the DR Holder	Type of outstanding DR (ADRs, GDRs, SDRs, etc.)	Number of shares underlying outstanding DRs	Shares underlying outstanding DRs as a percentage of total number of shares {i.e., Grand Total (A)+(B)+(C) indicated in Statement at para (D)(a) above}
1	NIL	-	-	0.00
* GRAND TOTAL			0	0.00

