

(I) (a) Statement showing Shareholding Pattern

Name of the Company: BHARTIYA INTERNATIONAL LTD.

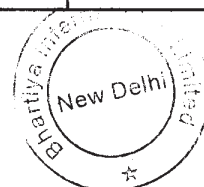
Scrip Code, Name of the scrip, class of security: 526666 / BIL, EQ

Quarter Ended. 30.09.2014

Partly Paid-up shares:-	No. of partly paid-up shares	As a % of total no. of partly paid-up Shares	As a % of total no. of shares of the Company
Held by promoter/promoter group	N.A.	N.A.	
Held by public	N.A.	N.A.	
Total	N.A.	N.A.	
Outstanding convertible securities:-	No. of outstanding securities	As a % of total no. of outstanding convertible securities	As a % of total no. of shares of the Company, assuming full conversion of the convertible
Held by promoter/promoter group	N.A.	N.A.	
Held by public	N.A.	N.A.	
Total			
Warrants:-	No. of warrants	As a % of total no. of warrants	As a % of total no. of shares of the Company, assuming full conversion of warrants
Held by promoter/promoter group	500000	100	4.29
Held by public	N.A.	N.A.	
Total	500000	100	4.29
Total paid-up capital of the Company, assuming full conversion of warrants and convertible securities	11663848		100


Category code	Category of shareholder	Number of shareholders	Total number of shares	Number of shares held in dematerialized form	Total shareholding as a percentage of total number of shares		Shares Pledged or otherwise encumbered	
					As a percentage of (A+B) <sup>1</sup>	As a percentage of (A+B+C)	Number of Shares	As a Percentage (IX) = (VIII) / (IV)*100
(I)	(II)	(III)	(IV)	(V)	(VI)	(VII)	(VIII)	(IX)
(A)	Promoter and Promoter Group <sup>2</sup>							
-1	Indian							
(a)	Individuals/ Hindu Undivided Family	7	2102636	2102636	18.83	18.83	-	-
(b)	Central Government/ State Government(s)	-	-	-	-	-	-	-
(c)	Bodies Corporate	4	3061926	3061926	27.43	27.43	-	-
(d)	Financial Institutions/ Banks	-	-	-	-	-	-	-
(e)	Any Other (specify)	-	-	-	-	-	-	-
	Sub-Total (A)(1)	11	5164562	5164562	46.26	46.26	-	-

*Shilpa Bhatia*



Category code (I)	Category of shareholder (II)	Number of shareholders (III)	Total number of shares (IV)	Number of shares held in dematerialized form (V)	Total shareholding as a percentage of total number of shares		Shares Pledged or otherwise encumbered	
					As a percentage of (A+B) <sup>1</sup> (VI)	As a percentage of (A+B+C) (VII)	Number of Shares (VIII)	As a Percentage (IX) = (VIII) / (IV)*100
-2	<b>Foreign</b>					-	-	-
(a)	Individuals (Non-Resident Foreign Individuals)	0	0	0	0.00	0.00	-	-
(b)	Bodies Corporate	0	0	0	0.00	0.00	-	-
(c)	Institutions	0	0	0	0.00	0.00	-	-
(d)	Any Other (specify)	0	0	0	0.00	0.00	-	-
	<b>Sub-Total (A)(2)</b>	0	-	0	0.00	0.00	-	-
	<b>Total Shareholding of Promoter and Promoter Group (A) = (A)(1)+(A)(2)</b>	11	5164562	5164562	46.26	46.26	-	-
(B)	<b>Public shareholding<sup>3</sup></b>						-	-
-1	<b>Institutions</b>						-	-
(a)	Mutual Funds/ UTI	2	3000	0	0.03	0.03	-	-
(b)	Financial Institutions/ Banks	5	1992	1692	0.02	0.02	-	-
(c)	Central Government/ State Government(s)	0	0	0	0.00	0.00	-	-
(d)	Venture Capital Funds	0	0	0	0.00	0.00	-	-
(e)	Insurance Companies	0	0	0	0.00	0.00	-	-
(f)	Foreign Institutional Investors	10	61397	34797	0.55	0.55	-	-
(g)	Foreign Venture Capital Investors	0	0	0	0.00	0.00	-	-
(h)	Any Other (specify)	0	0	0	0.00	0.00	-	-
	<b>Sub-Total (B)(1)</b>	17	66389	36489	0.59	0.59	-	-
-2	<b>Non-institutions</b>				0.00	0.00	-	-
(a)	Bodies Corporate	209	3421192	3133792	30.65	30.65	-	-
(b)	Individuals -	5438	957831	812877	8.58	8.58	-	-
	i. Individual shareholders holding nominal share capital up to Rs. 1 lakh.						-	-
	ii. Individual shareholders holding nominal share capital in excess of Rs. 1 lakh	35	1212716	1212716	10.86	10.86	-	-

*Shilpa Bral*



Category code (I)	Category of shareholder (II)	Number of shareholders (III)	Total number of shares (IV)	Number of shares held in dematerialized form (V)	Total shareholding as a percentage of total number of shares		Shares Pledged or otherwise encumbered	
					As a percentage of (A+B) <sup>1</sup> (VI)	As a percentage of (A+B+C) (VII)	Number of Shares (VIII)	As a Percentage (IX) = (VIII) / (IV)*100
(c)	Any Other (specify)							
	NRI	32	222358	92358	1.99	1.99	-	-
	DIRECTOR (NRI)	1	20000	0	0.18	0.18	-	-
	DIRECTOR	1	98800	98600	0.88	0.88	-	-
	<b>Sub-Total (B)(2)</b>	<b>5716</b>	<b>5932897</b>	<b>5350343</b>	<b>53.14</b>	<b>53.14</b>	-	-
	<b>Total Public Shareholding (B)= (B) (1)+(B) (2)</b>	<b>5733</b>	<b>5999286</b>	<b>5386832</b>	<b>53.74</b>	<b>53.74</b>	-	-
	<b>TOTAL (A)+(B)</b>	<b>5744</b>	<b>11163848</b>	<b>10551394</b>	<b>100.00</b>	<b>100.00</b>	-	-
(C)	Shares held by Custodians and against which Depository Receipts have been issued	-	-	-	-	-	-	-
(1)	Promoter and Promoter Group						-	
(2)	Public							
	<b>GRAND TOTAL (A)+(B)+(C)</b>	<b>5744</b>	<b>11163848</b>	<b>10551394</b>	<b>100.00</b>	<b>100.00</b>	-	-

NA- Not Applicable

Shilpa  


(1) Statement showing holding of securities (including shares, warrants, convertible securities) of persons belonging to the category "Promoter and Promoter Group"

(b)

Sr. No.	Name of the shareholder	Detail of Shares held			Encumbered Shares (*)			Detail of Warrants			Detail of convertible securities			Total shares (including underlying shares assuming full conversion of warrants and convertible securities) as a % of diluted share capital
		Number of Shares held	As a % of grand total (A) + (B) + (C)	No.	As a percentage (VI) = (V) / (III)*100	As a % of grand total (A) + (B) + (C) of sub-clause (I)(a)	Number of Warrants held	As a % total number of warrants of the same class	Number of convertible securities held	As a % total number of convertible securities of the same class	(XII)			
1	Snehdeep Aggarwal	1143362	10.24	-	-	-	-	-	-	-	-	9.80		
2	Ramesh Bhatia	340250	3.05	-	-	-	-	-	-	-	-	2.92		
3	Arun Aggarwal	496150	4.44	-	-	-	-	-	-	-	-	4.25		
4	Parushni Aggarwal	7500	0.07	-	-	-	-	-	-	-	-	0.06		
5	Pawan Aggarwal	5000	0.04	-	-	-	-	-	-	-	-	0.04		
6	Kanwal Aggarwal	60374	0.54	-	-	-	-	-	-	-	-	0.52		
7	Snehdeep & Co. HUF	50000	0.45	-	-	-	-	-	-	-	-	0.43		
8	Bhartiya Global Holdings Pvt. Ltd.	1350000	12.09	-	-	-	500000	4.30	-	-	-	11.57		
9	Bhartiya Finstock Pvt. Ltd.	681926	6.11	-	-	-	-	-	-	-	-	5.85		
10	Bhartiya Infotech Pvt Ltd	1000000	8.96	-	-	-	-	-	-	-	-	8.57		
11	R.L. Bhatia Associates Pvt. Ltd.	30000	0.27	-	-	-	-	-	-	-	-	0.26		
	<b>TOTAL</b>	<b>5164562</b>	<b>46.26</b>	<b>-</b>	<b>-</b>	<b>-</b>	<b>-</b>	<b>-</b>	<b>-</b>	<b>-</b>	<b>-</b>	<b>44.28</b>		


*S. K. Gupta*  
 Bhartiya Infotech Pvt. Ltd.  
 New Delhi  
 \* Limited

(i) Statement showing Shareholding securities (including shares, warrants, convertible securities) of persons belonging to the category "Public" and holding more than 1% of the total number of shares

Sr. No.	Name of the shareholder	Number of shares held	Shares as a percentage of total (A)+(B)+(C) indicated in Statement at para (i)(a) above	Detail of Warrants		Detail of convertible securities		Total shares (including underlying shares assuming full conversion of warrants and convertible securities) as a % of diluted share capital
				Number of Warrants held	As a % total number of warrants of the same class	Number of convertible securities held	% w.r.t. total number of convertible securities of the same class	
1	Arvinder Kaur	130000	1.16	-	-	-	-	1.11
2	Appreal Holding Pvt. Ltd.	537356	4.81	-	-	-	-	4.61
3	Goldline Carpets Pvt. Ltd.	168300	1.51	-	-	-	-	1.44
4	Share point Pvt. Ltd.	285500	2.56	-	-	-	-	2.45
5	Dwarkadish Trading Pvt. Ltd	240000	2.15	-	-	-	-	2.06
6	Garesh Stockinvest Pvt. Ltd	119500	1.07	-	-	-	-	1.02
7	SMC Global Securities Ltd	135825	1.22	-	-	-	-	1.16
8	Shankar Sonani	142621	1.28	-	-	-	-	1.22
9	Spirit Impex Pvt. Ltd	1200000	10.75	-	-	-	-	10.29
	<b>TOTAL</b>	<b>2959102</b>	<b>26.51</b>	<b>-</b>	<b>-</b>	<b>-</b>	<b>-</b>	<b>25.37</b>

(i) Statement showing Shareholding securities (including shares, warrants, convertible securities) of persons (together with PAC) belonging to the category "Public" and holding more than 5% of the total number of shares of the Company

Sr. No.	Name of the shareholder(s) and the Persons Acting in Concert (PAC) with them	Number of shares	Shares as a percentage of total (A)+(B)+(C) indicated in Statement at para (i)(a) above	Detail of Warrants		Detail of convertible securities		Total shares (including underlying shares assuming full conversion of warrants and convertible securities) as a % of diluted share capital
				Number of Warrants held	As a % total number of warrants of the same class	Number of Convertible Securities held	% w.r.t. total number of convertible securities of the same class	
1	Spirit Impex Pvt. Ltd	1200000	10.75	-	-	-	-	10.29
	<b>TOTAL</b>	<b>1200000</b>	<b>10.75</b>	<b>-</b>	<b>-</b>	<b>-</b>	<b>-</b>	<b>10.29</b>



(I) Statement showing details of locked-in shares

Sr. No.	Name of the shareholder	Number of locked-in shares	Locked-in shares as a percentage of total number of shares i.e., Grand Total (A)+(B)+(C) indicated in Statement at para (I)(a) above]	Promoter/Promoter Group/ Public
1	Bhartiya Global Holdings Pvt Ltd	1350000	12.09	Promoter Group
2	Vikas Malhotra	40000	0.36	Non -Promoter Group
3	Sasi Madathil	20000	0.18	Non -Promoter Group
4	Manoj Khattar	20000	0.18	Non -Promoter Group
5	Rudrapatna Janardhan Shamsunder	10000	0.09	Non -Promoter Group
6	Alok Chandra Nigam	10000	0.09	Non -Promoter Group
	<b>TOTAL</b>	<b>1450000</b>	<b>12.99</b>	

(II) Statement showing details of Depository Receipts (DRs)

(a)


Sr. No.	Type of outstanding DR (ADRs, GDRs, SDRs, etc.)	Number of outstanding DRs	Number of shares underlying outstanding DRs	Shares underlying outstanding DRs as a percentage for total no. of shares i.e., Grand Total (A)+(B)+(C) indicated in Statement at para (I)(a) above]
1	-	-	-	-
2	-	-	-	-
	<b>TOTAL</b>	<b>-</b>	<b>-</b>	<b>-</b>

(II) Statement showing Holding of Depository Receipts (DRs), where underlying shares held by promoter/promoter group are in excess of 1% of the total number of shares

Sr. No.	Name of the DR Holder	Type of outstanding DR (ADRs, GDRs, SDRs, etc.)	Number of shares underlying outstanding DRs	Shares underlying outstanding DRs as a percentage for total no. of shares i.e., Grand Total (A)+(B)+(C) indicated in Statement at para (I)(a) above]
1	-	-	-	-
2	-	-	-	-
	<b>TOTAL</b>	<b>-</b>	<b>-</b>	<b>-</b>

(III) Statement showing the voting pattern of shareholders, if more than one class of shares/ securities is issued by the issuer. (Give description of voting rights for each class of security) - N.A.

(a)  
Class X:  
Class Y:  
Class Z:



56.1p